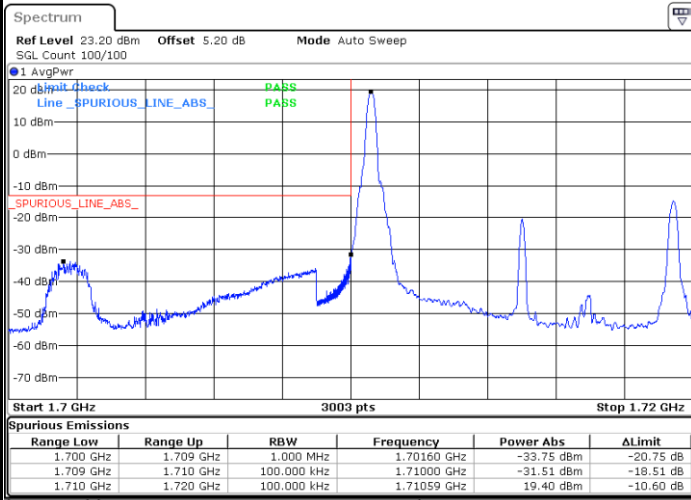




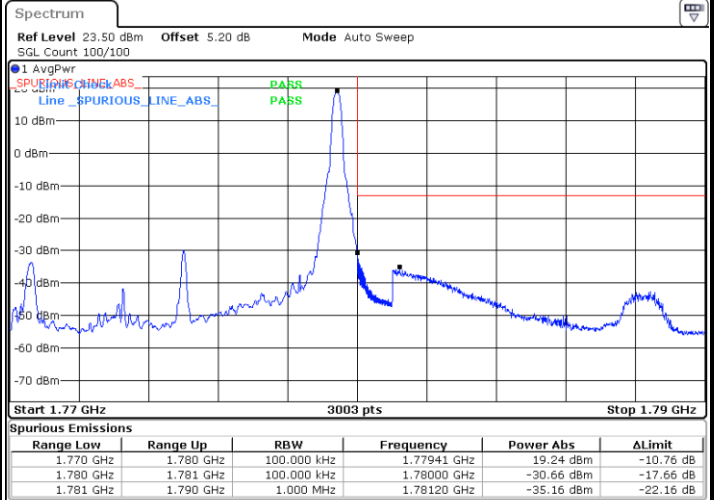
LTE Band 66 / 10MHz / 16QAM

Lowest Band Edge / 1 RB



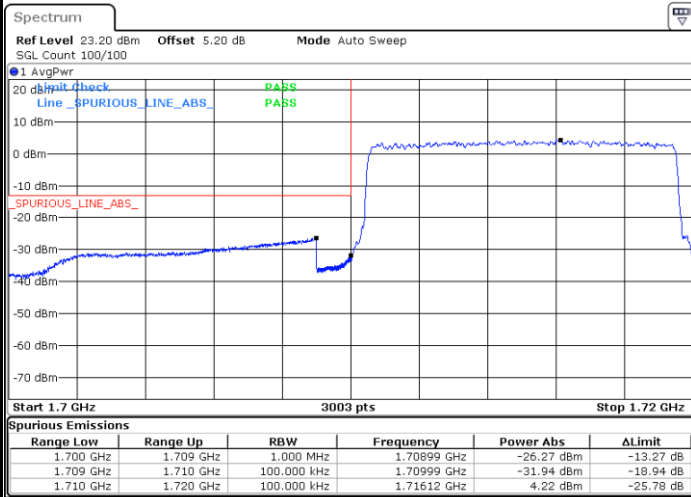
Date: 2 AUG.2020 05:35:18

Highest Band Edge / 1 RB



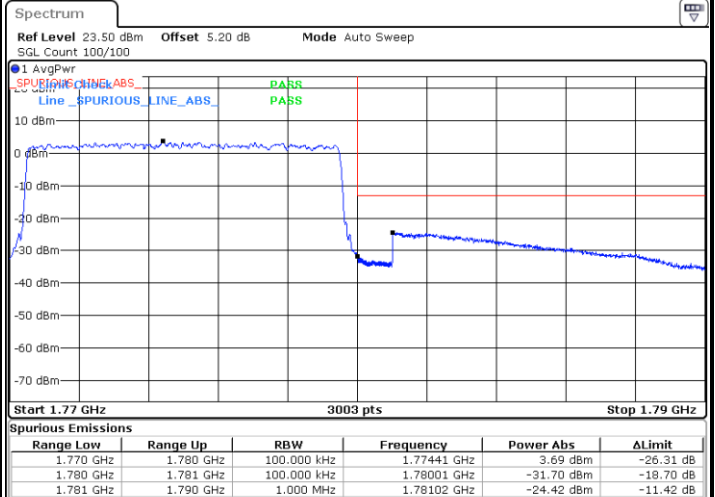
Date: 2 AUG.2020 05:44:37

Lowest Band Edge / Full RB



Date: 2 AUG.2020 05:33:53

Highest Band Edge / Full RB

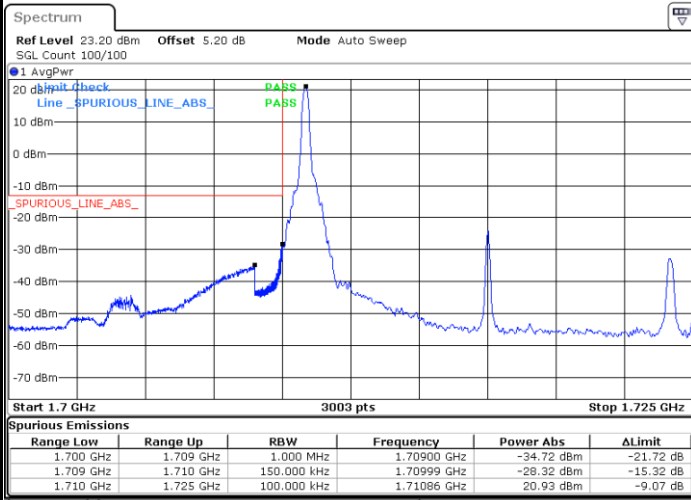


Date: 2 AUG.2020 05:40:39



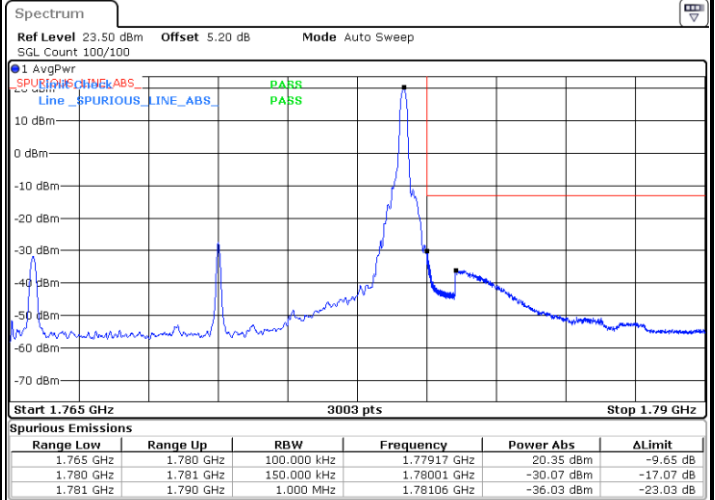
LTE Band 66 / 15MHz / QPSK

Lowest Band Edge / 1 RB



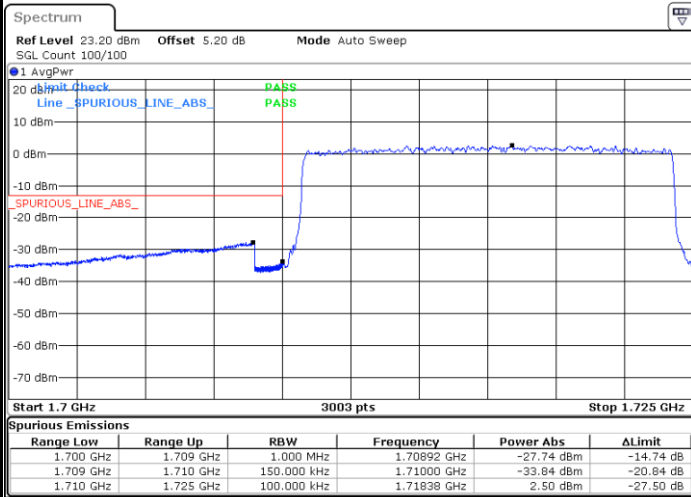
Date: 2 AUG 2020 05:49:08

Highest Band Edge / 1 RB



Date: 2 AUG 2020 05:58:19

Lowest Band Edge / Full RB



Date: 2 AUG 2020 05:46:31

Highest Band Edge / Full RB

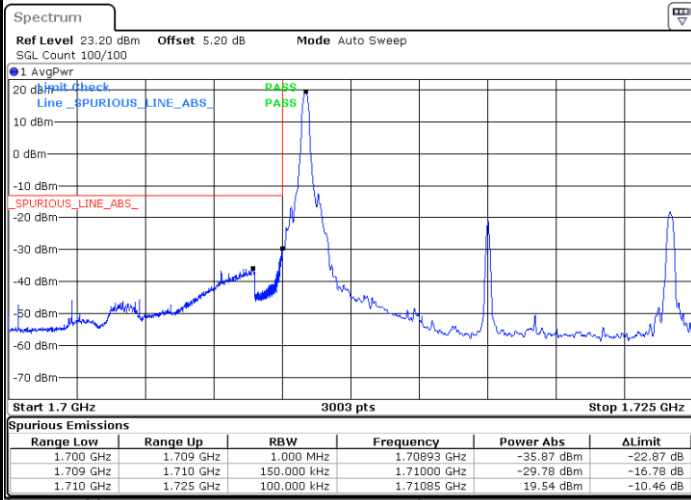


Date: 2 AUG 2020 05:54:11



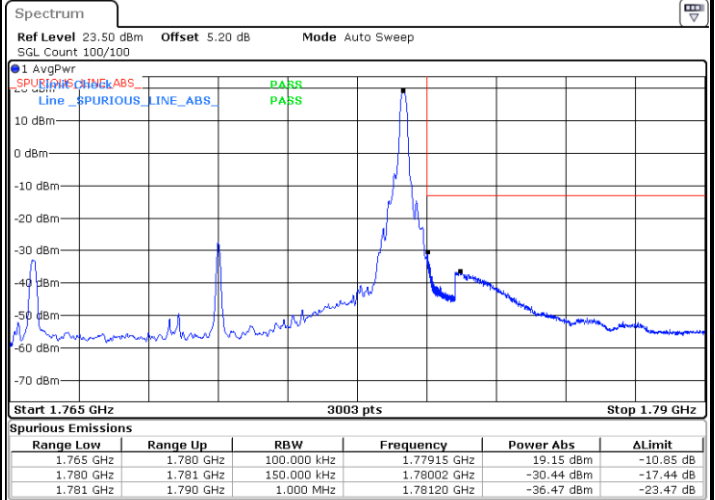
LTE Band 66 / 15MHz / 16QAM

Lowest Band Edge / 1 RB



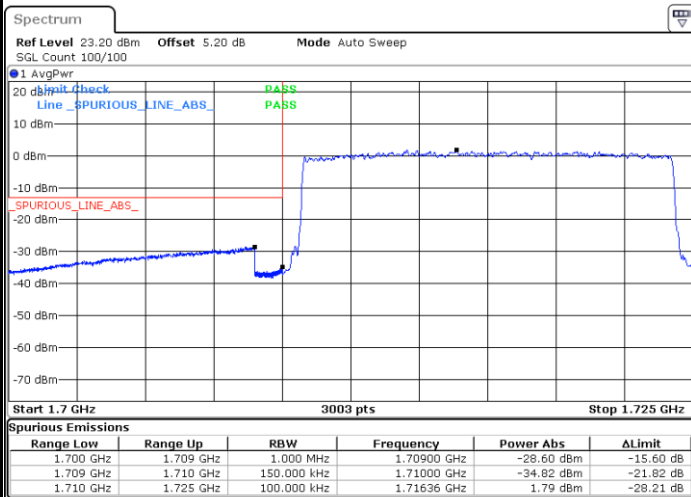
Date: 2 AUG.2020 05:48:56

Highest Band Edge / 1 RB



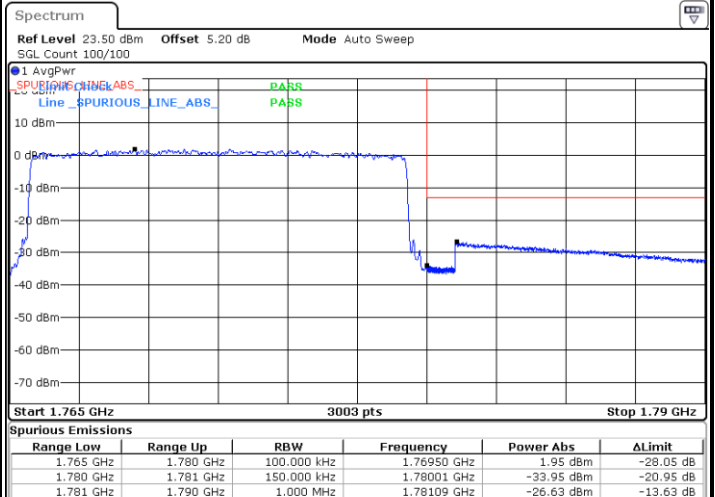
Date: 2 AUG.2020 05:58:08

Lowest Band Edge / Full RB



Date: 2 AUG.2020 05:46:54

Highest Band Edge / Full RB

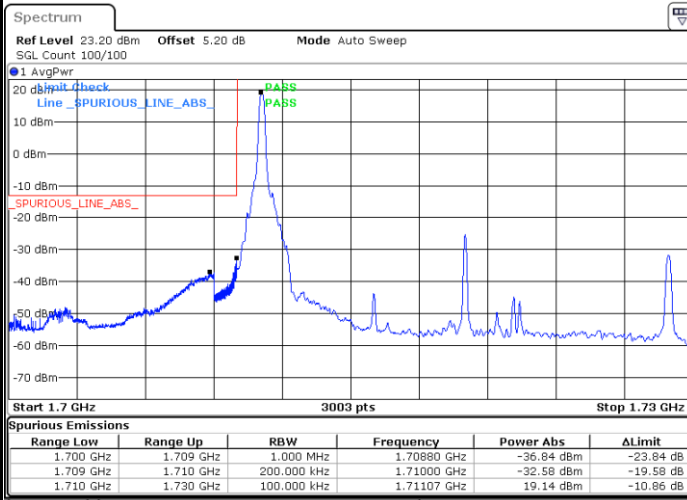


Date: 2 AUG.2020 05:54:34



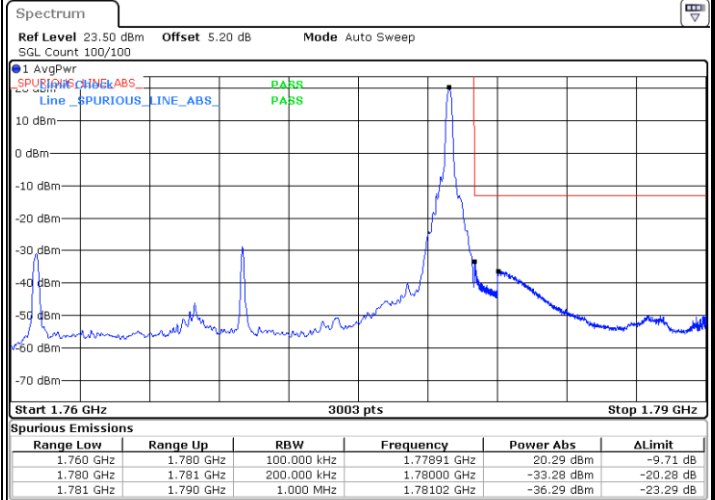
LTE Band 66 / 20MHz / QPSK

Lowest Band Edge / 1 RB



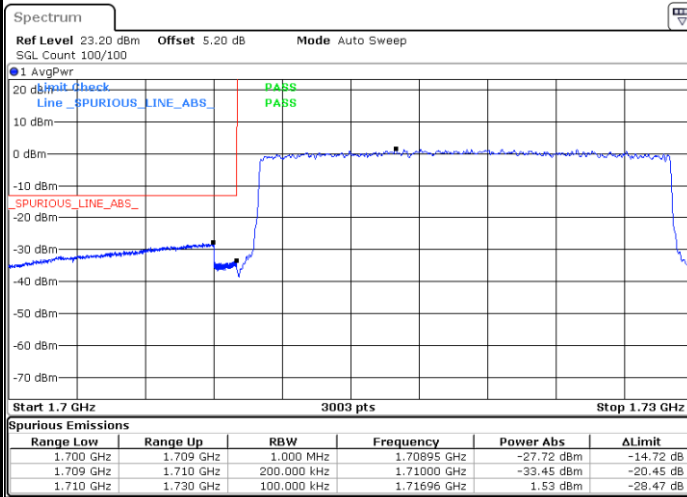
Date: 2 AUG.2020 06:03:04

Highest Band Edge / 1 RB



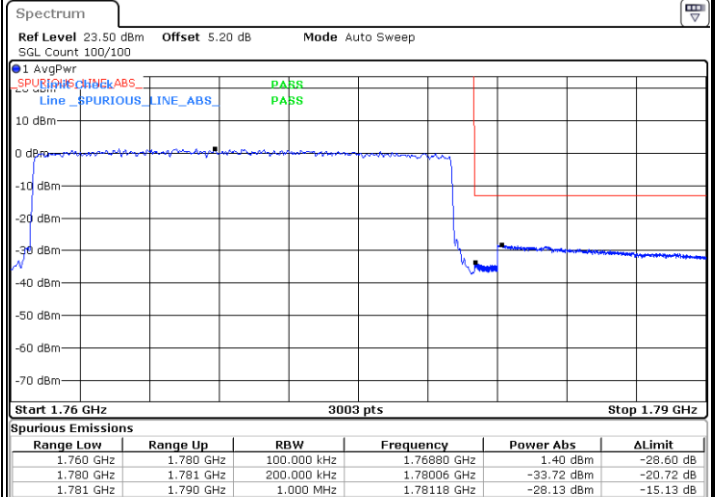
Date: 2 AUG.2020 06:16:24

Lowest Band Edge / Full RB



Date: 2 AUG.2020 06:01:40

Highest Band Edge / Full RB

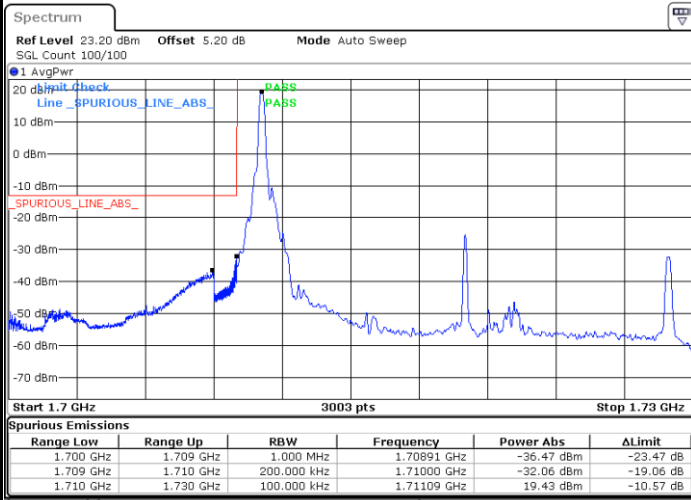


Date: 2 AUG.2020 06:11:53



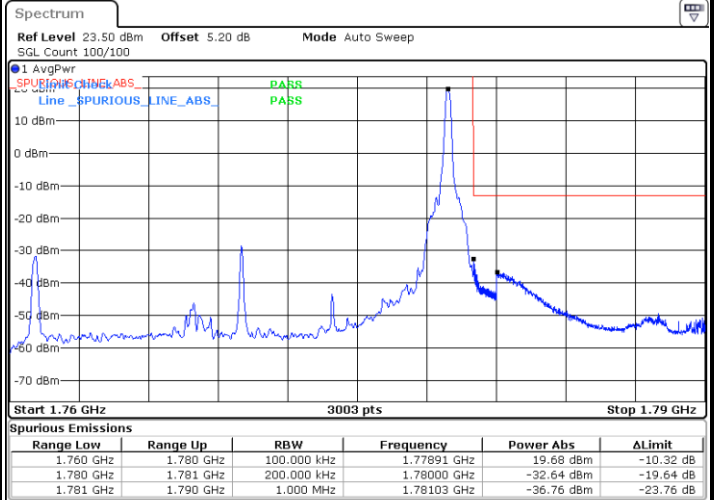
LTE Band 66 / 20MHz / 16QAM

Lowest Band Edge / 1 RB



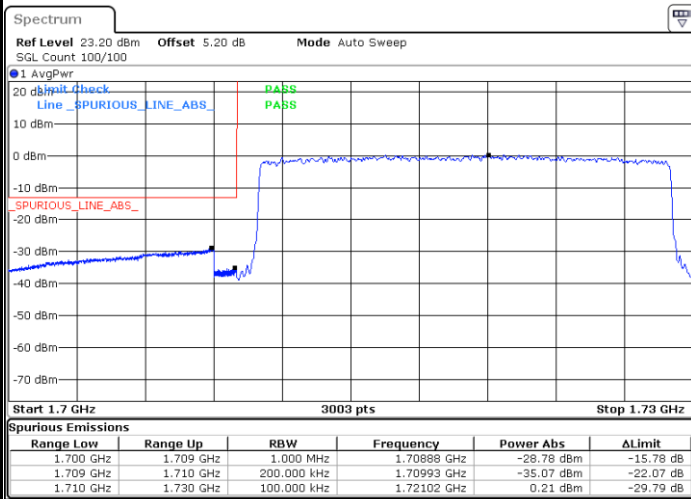
Date: 2 AUG 2020 06:03:58

Highest Band Edge / 1 RB



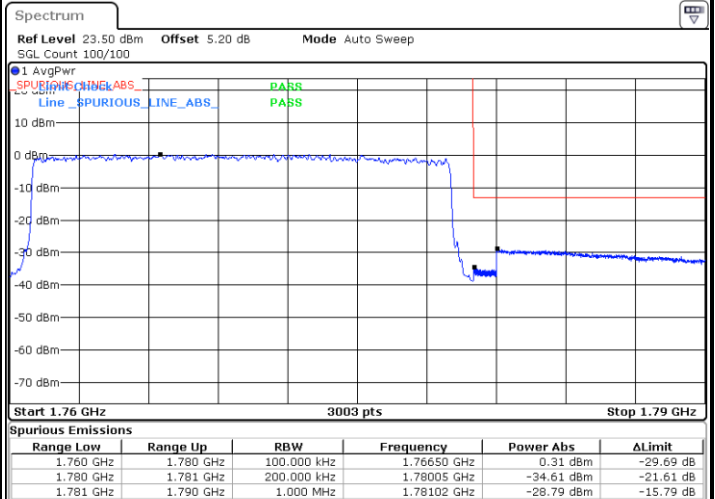
Date: 2 AUG 2020 06:16:13

Lowest Band Edge / Full RB



Date: 2 AUG 2020 06:02:14


Highest Band Edge / Full RB



Date: 2 AUG 2020 06:12:29



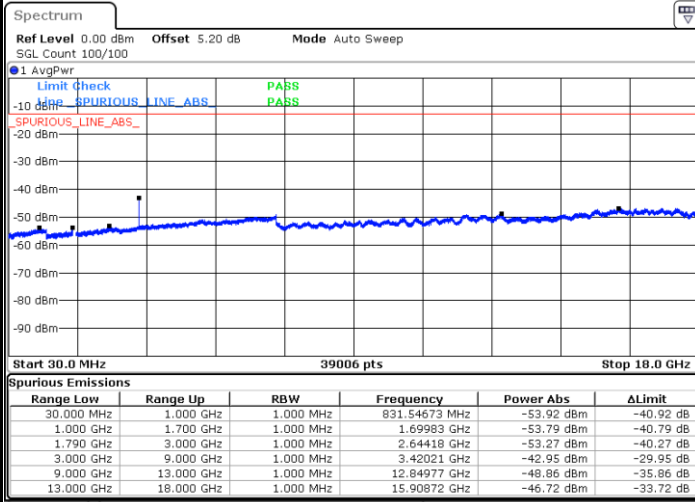
Conducted Spurious Emission





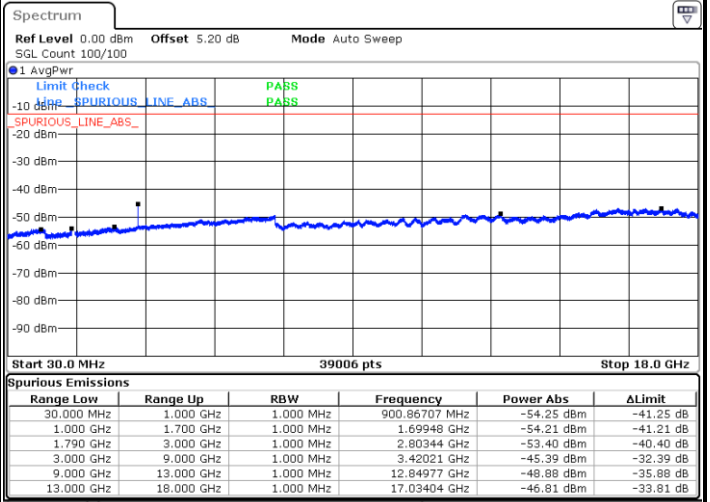
LTE Band 66 / 1.4MHz

Highest Channel / QPSK



Date: 2 AUG.2020 04:37:33

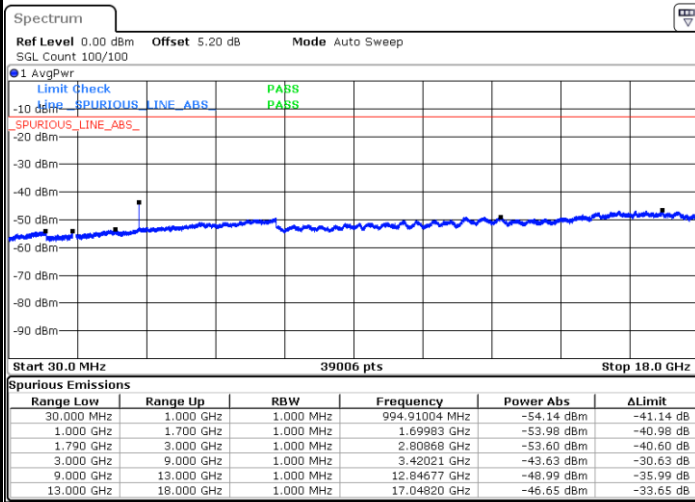
Highest Channel / 16QAM



Date: 2 AUG.2020 04:35:54

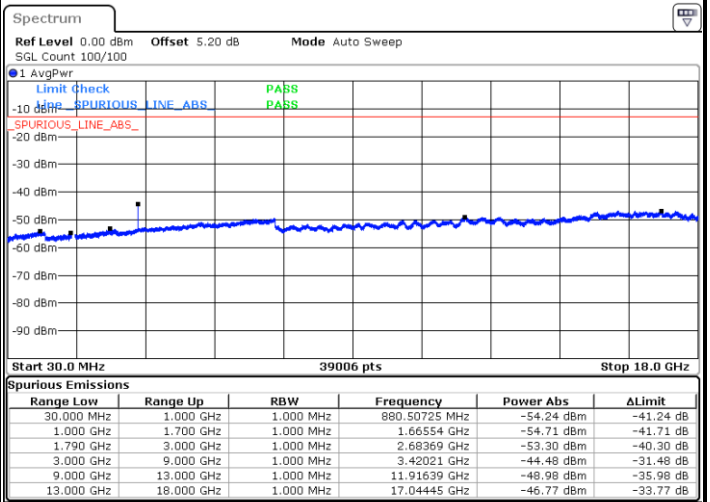
LTE Band 66 / 3MHz

Lowest Channel / QPSK



Date: 2 AUG.2020 05:02:23

Lowest Channel / 16QAM



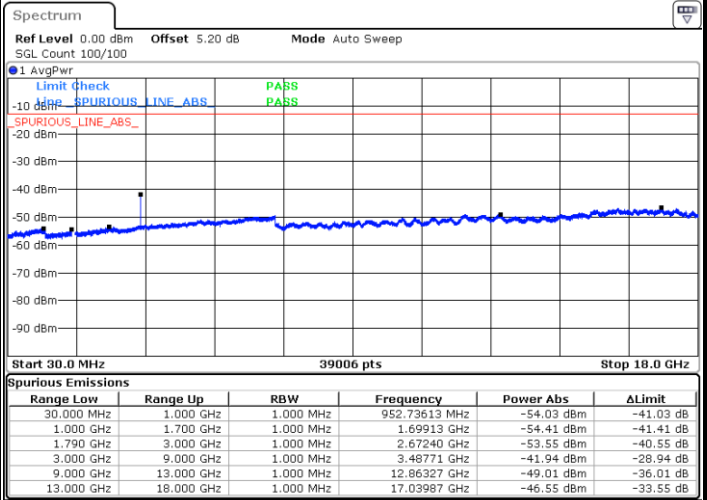
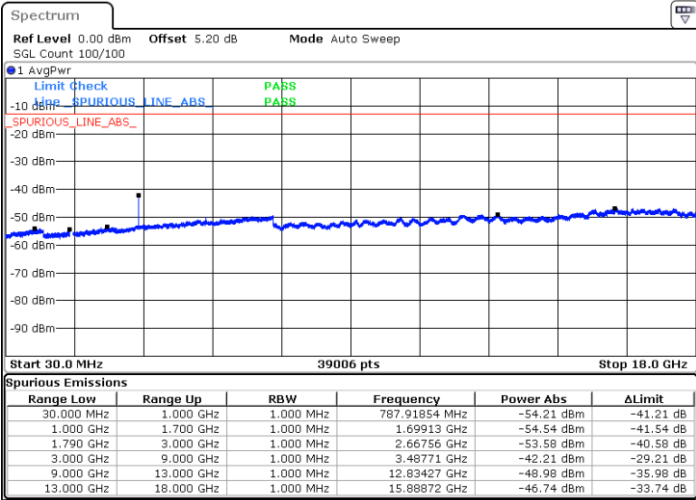
Date: 2 AUG.2020 05:01:46



LTE Band 66 / 3MHz

Middle Channel / QPSK

Middle Channel / 16QAM

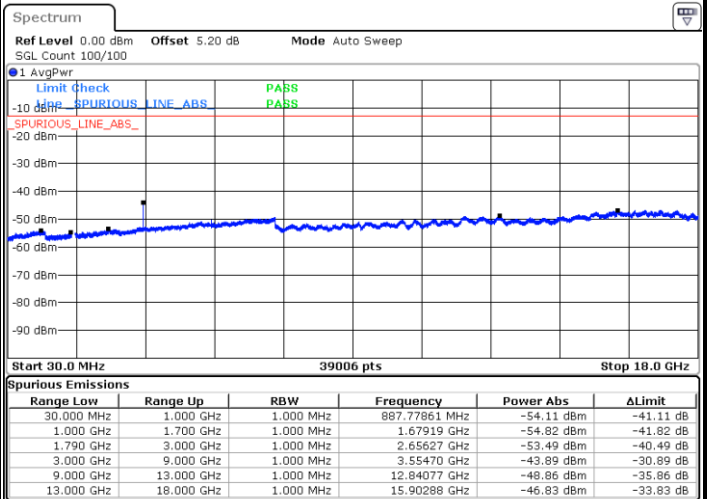
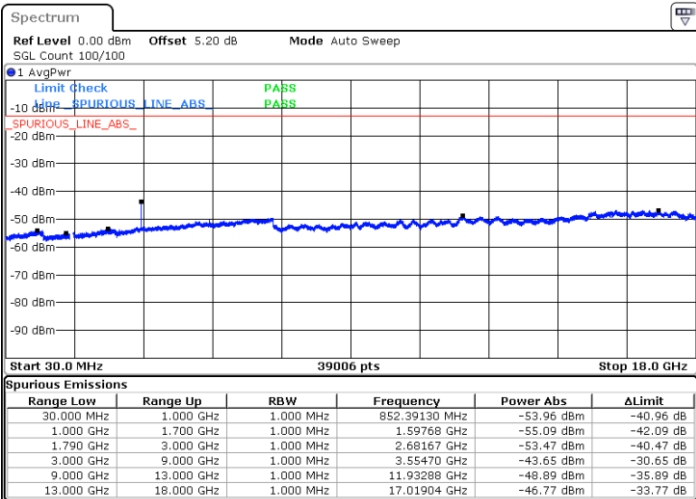


Date: 2 AUG.2020 05:03:41

Date: 2 AUG.2020 05:04:18

Highest Channel / QPSK

Highest Channel / 16QAM



Date: 2 AUG.2020 05:09:11

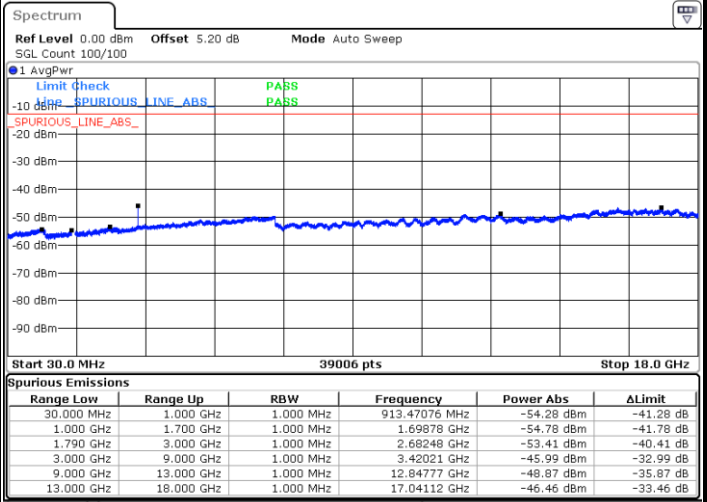
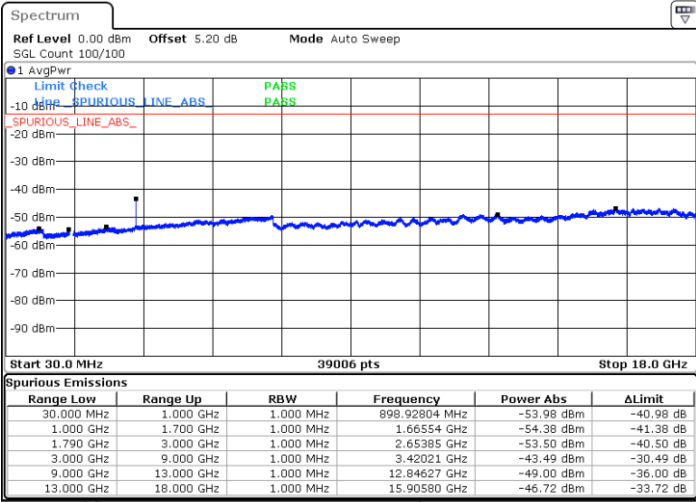
Date: 2 AUG.2020 05:10:36



LTE Band 66 / 5MHz

Lowest Channel / QPSK

Lowest Channel / 16QAM

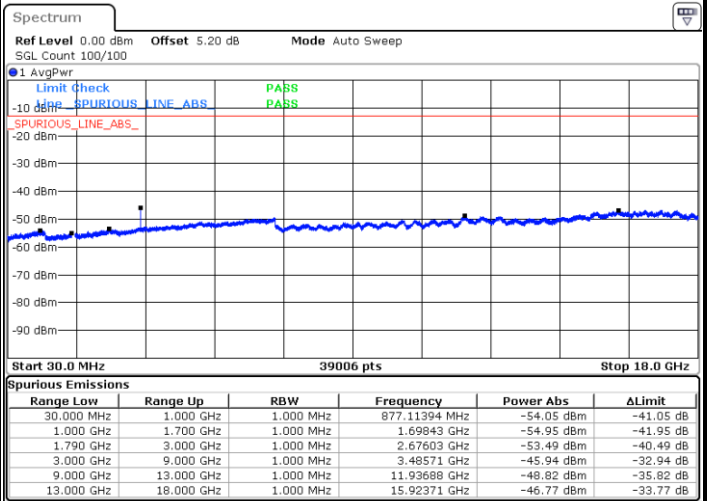
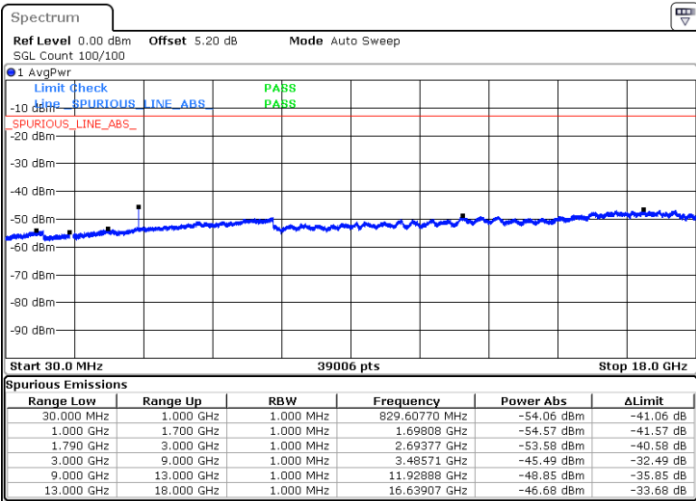


Date: 2 AUG.2020 05:19:28

Date: 2 AUG.2020 05:18:20

Middle Channel / QPSK

Middle Channel / 16QAM



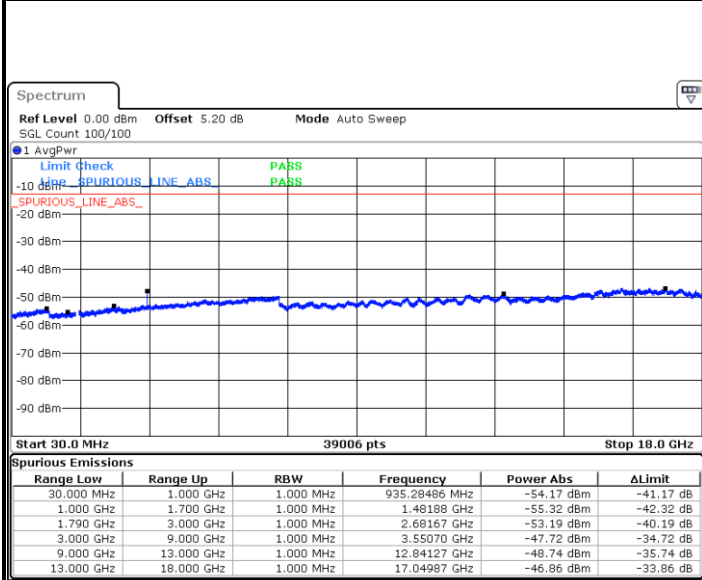
Date: 2 AUG.2020 05:24:36

Date: 2 AUG.2020 05:23:59



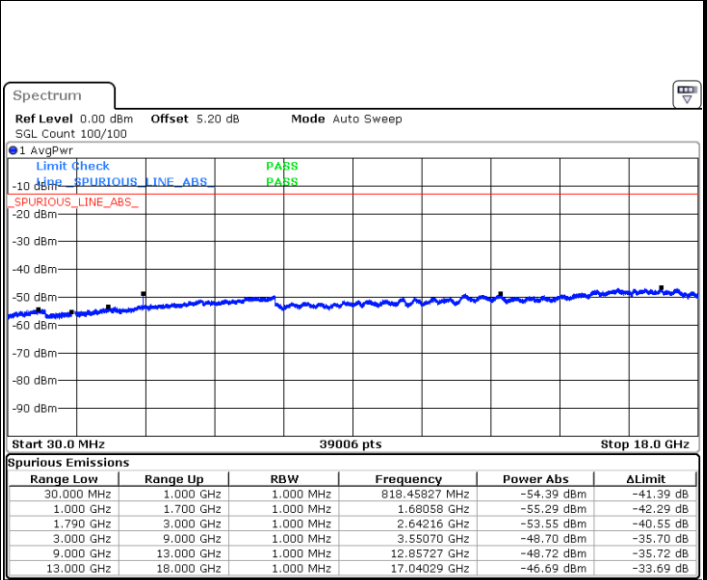
LTE Band 66 / 5MHz

Highest Channel / QPSK



Date: 2 AUG.2020 05:30:29

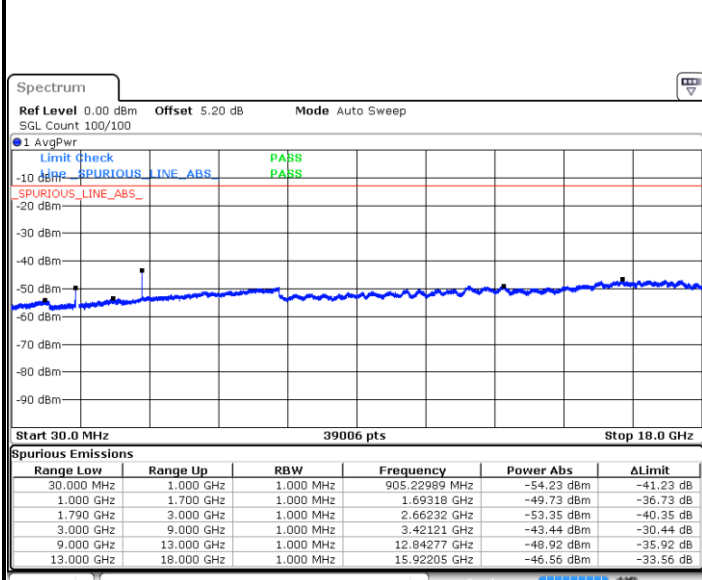
Highest Channel / 16QAM



Date: 2 AUG.2020 05:29:18

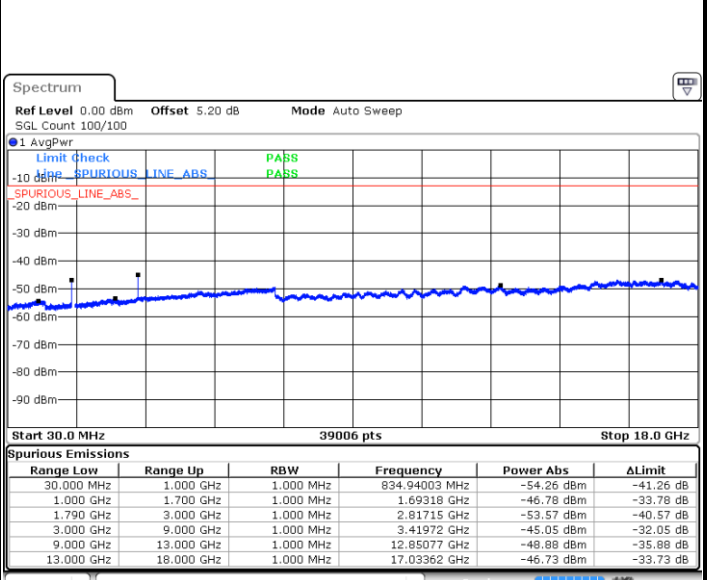
LTE Band 66 / 10MHz

Lowest Channel / QPSK



Date: 2 AUG.2020 05:35:05

Lowest Channel / 16QAM



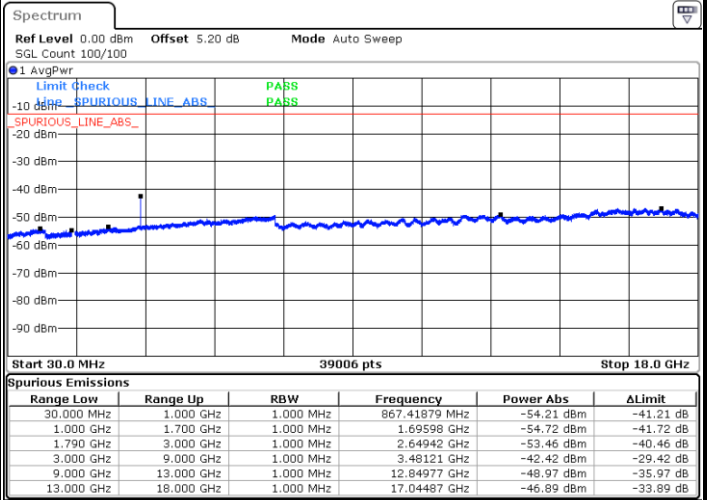
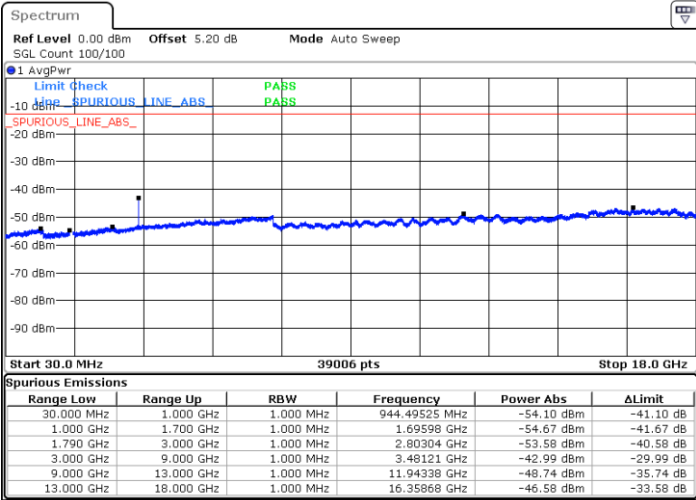
Date: 2 AUG.2020 05:35:52



LTE Band 66 / 10MHz

Middle Channel / QPSK

Middle Channel / 16QAM

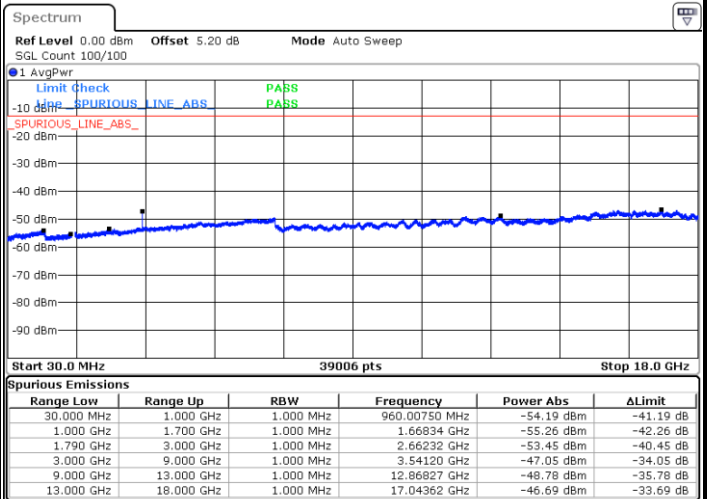
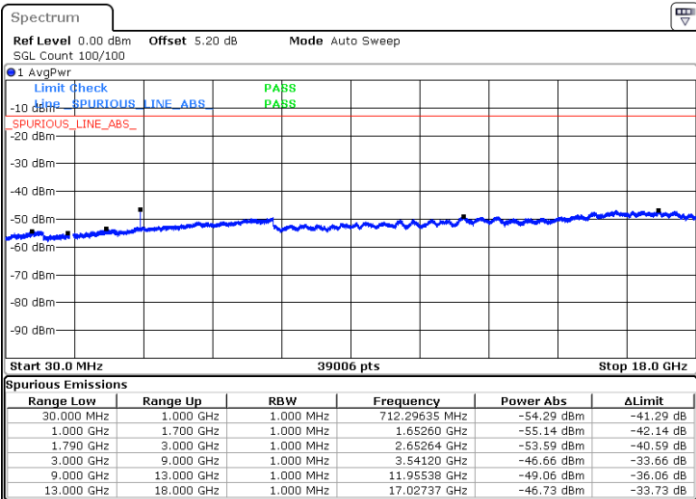


Date: 2 AUG.2020 05:38:41

Date: 2 AUG.2020 05:38:05

Highest Channel / QPSK

Highest Channel / 16QAM



Date: 2 AUG.2020 05:44:04

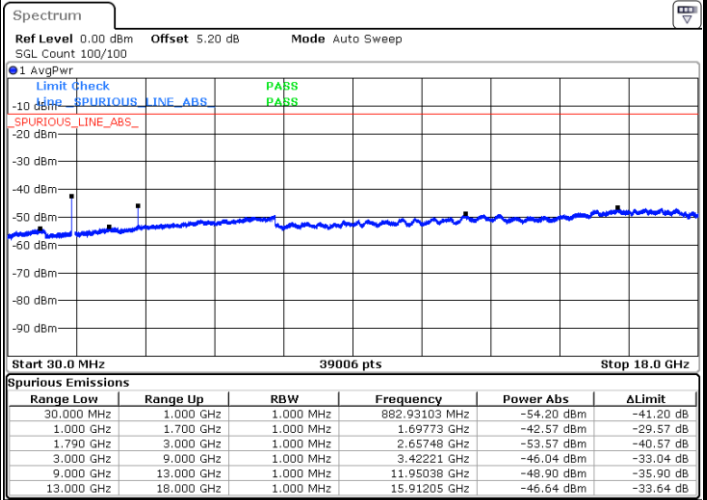
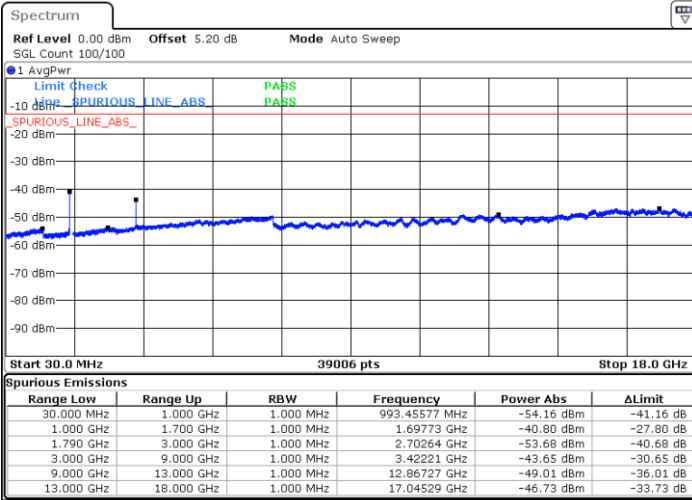
Date: 2 AUG.2020 05:43:21



LTE Band 66 / 15MHz

Lowest Channel / QPSK

Lowest Channel / 16QAM

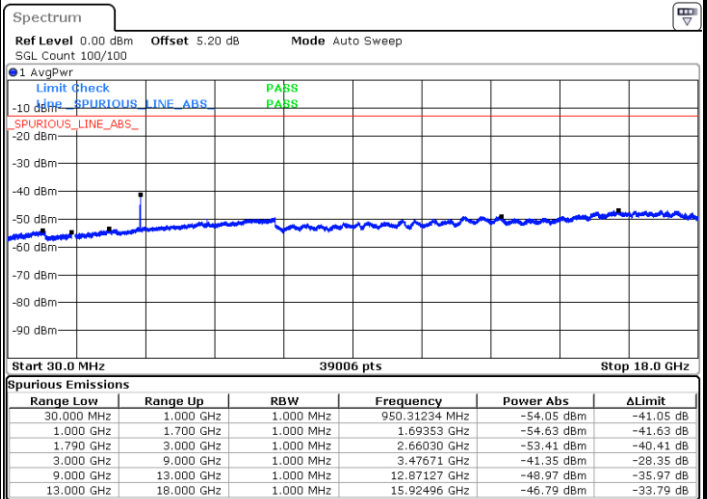
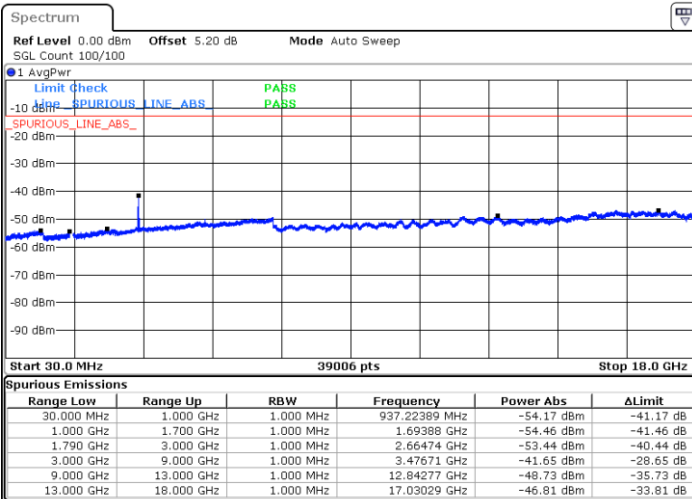


Date: 2 AUG.2020 05:49:42

Date: 2 AUG.2020 05:48:44

Middle Channel / QPSK

Middle Channel / 16QAM



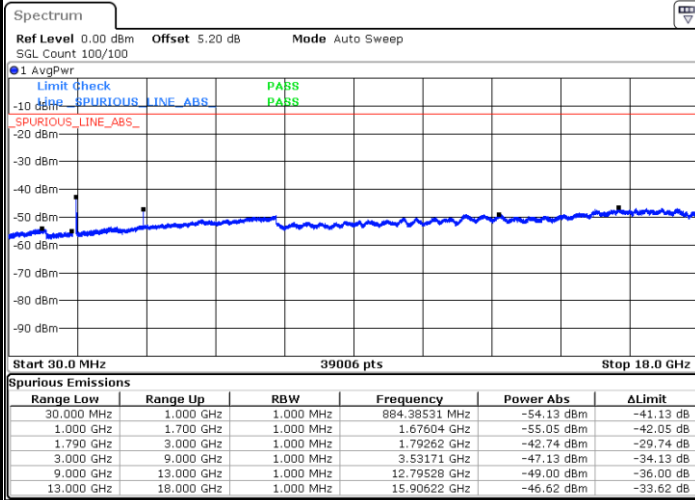
Date: 2 AUG.2020 05:59:24

Date: 2 AUG.2020 05:52:06



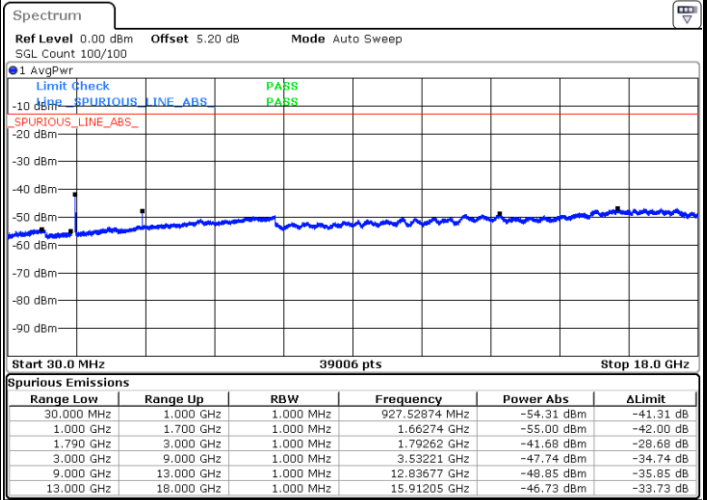
LTE Band 66 / 15MHz

Highest Channel / QPSK



Date: 2 AUG.2020 05:57:35

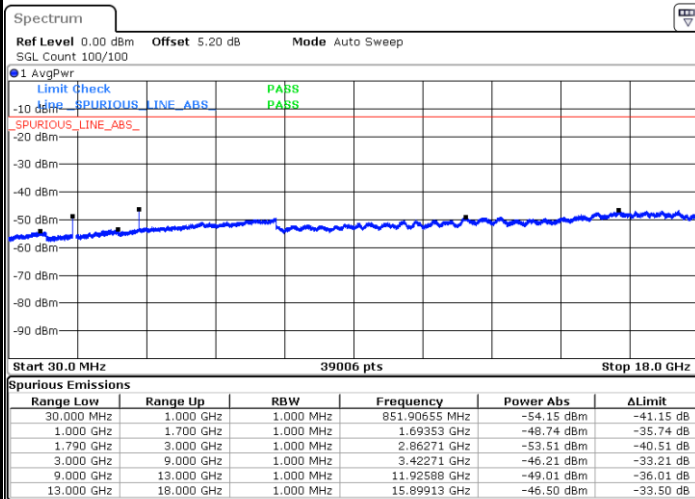
Highest Channel / 16QAM



Date: 2 AUG.2020 05:56:21

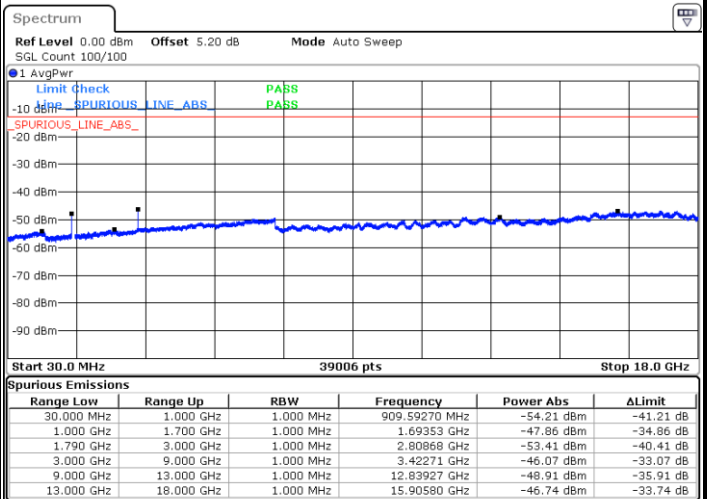
LTE Band 66 / 20MHz

Lowest Channel / QPSK



Date: 2 AUG.2020 06:03:38

Lowest Channel / 16QAM



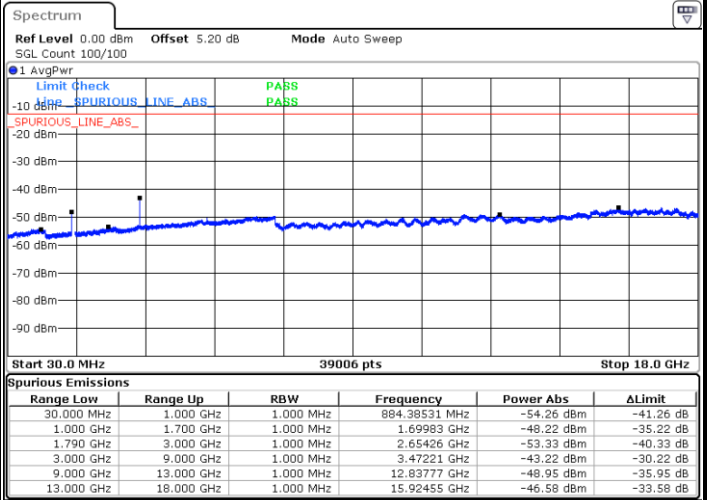
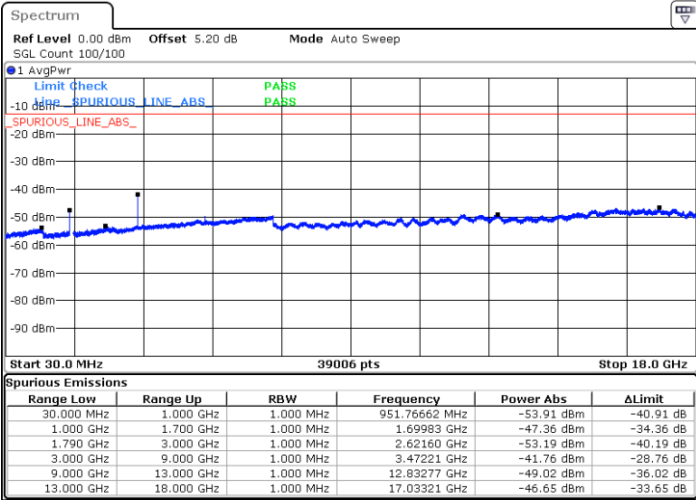
Date: 2 AUG.2020 06:04:31



LTE Band 66 / 20MHz

Middle Channel / QPSK

Middle Channel / 16QAM

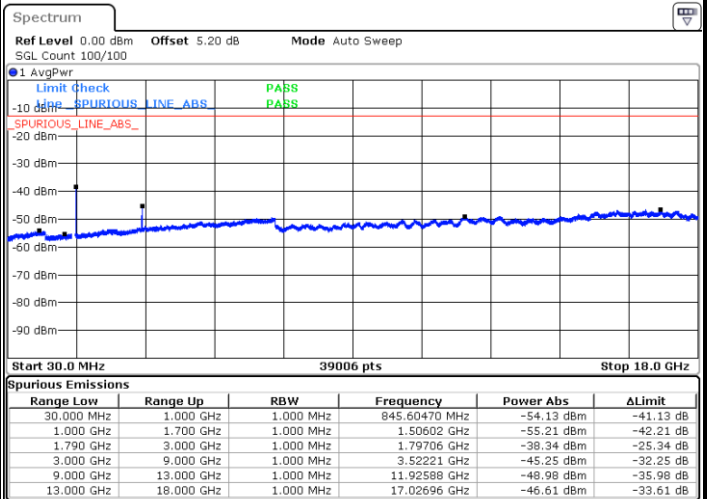
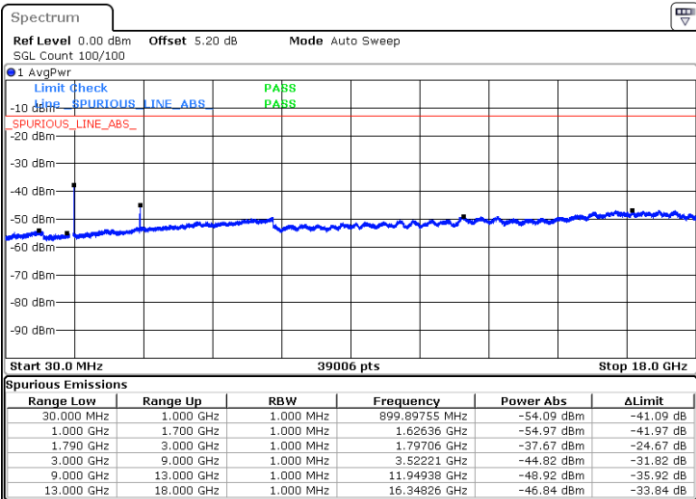


Date: 2 AUG.2020 06:07:27

Date: 2 AUG.2020 06:08:34

Highest Channel / QPSK

Highest Channel / 16QAM



Date: 2 AUG.2020 06:15:09

Date: 2 AUG.2020 06:14:28



Frequency Stability

Test Conditions		LTE Band 66 (QPSK) / Middle Channel	Limit
Temperature (°C)	Voltage (Volt)	BW 10MHz	Note 2.
		Deviation (ppm)	Result
50	Normal Voltage	0.0012	PASS
40	Normal Voltage	0.0025	
30	Normal Voltage	0.0003	
20(Ref.)	Normal Voltage	0.0000	
10	Normal Voltage	0.0034	
0	Normal Voltage	0.0005	
-10	Normal Voltage	0.0002	
-20	Normal Voltage	0.0020	
-30	Normal Voltage	0.0005	
20	Maximum Voltage	0.0029	
20	Normal Voltage	0.0000	
20	Battery End Point	0.0007	

Note:

1. Normal Voltage =3.8 V. ; Battery End Point (BEP) =3.6 V. ; Maximum Voltage =4.2 V.
2. Note: The frequency fundamental emissions stay within the authorized frequency block.



Appendix B. Test Results of Radiated Test

Radiated Spurious Emission

LTE Band 2 / 20MHz / QPSK								
Channel	Frequency (MHz)	EIRP (dBm)	Limit (dBm)	Over Limit (dB)	S.G. Power (dBm)	TX Cable loss (dB)	TX Antenna Gain (dBi)	Polarization (H/V)
Lowest	3702	-54.62	-13	-41.62	-60.57	2.39	8.34	H
	5556	-52.79	-13	-39.79	-59.22	2.97	9.40	H
	7404	-49.93	-13	-36.93	-57.87	3.40	11.34	H
	3702	-54.42	-13	-41.42	-60.37	2.39	8.34	V
	5556	-52.76	-13	-39.76	-59.19	2.97	9.40	V
	7404	-49.57	-13	-36.57	-57.51	3.40	11.34	V
Middle	3744	-54.41	-13	-41.41	-60.36	2.39	8.34	H
	5616	-52.78	-13	-39.78	-59.21	2.97	9.40	H
	7482	-49.63	-13	-36.63	-57.57	3.40	11.34	H
	3744	-54.86	-13	-41.86	-60.81	2.39	8.34	V
	5616	-52.56	-13	-39.56	-58.99	2.97	9.40	V
	7482	-49.75	-13	-36.75	-57.69	3.40	11.34	V
Highest	3780	-54.53	-13	-41.53	-60.48	2.39	8.34	H
	5676	-52.97	-13	-39.97	-59.40	2.97	9.40	H
	7566	-50.16	-13	-37.16	-58.10	3.40	11.34	H
	3780	-54.64	-13	-41.64	-60.59	2.39	8.34	V
	5676	-52.64	-13	-39.64	-59.07	2.97	9.40	V
	7566	-49.91	-13	-36.91	-57.85	3.40	11.34	V

Remark: Spurious emissions within 30-1000MHz were found more than 20dB below limit line.



LTE Band 4 / 20MHz / QPSK								
Channel	Frequency (MHz)	EIRP (dBm)	Limit (dBm)	Over Limit (dB)	S.G. Power (dBm)	TX Cable loss (dB)	TX Antenna Gain (dBi)	Polarization (H/V)
Lowest	3420	-53.61	-13	-40.61	-59.51	2.29	8.19	H
	5136	-52.86	-13	-39.86	-59.43	2.84	9.41	H
	6846	-51.54	-13	-38.54	-58.65	3.3	10.41	H
	3420	-51.64	-13	-38.64	-57.54	2.29	8.19	V
	5136	-53.24	-13	-40.24	-59.81	2.84	9.41	V
	6846	-51.39	-13	-38.39	-58.50	3.3	10.41	V
Middle	3450	-56.29	-13	-43.29	-62.19	2.29	8.19	H
	5172	-53.00	-13	-40.00	-59.57	2.84	9.41	H
	6894	-51.96	-13	-38.96	-59.07	3.3	10.41	H
	3450	-55.73	-13	-42.73	-61.63	2.29	8.19	V
	5172	-53.05	-13	-40.05	-59.62	2.84	9.41	V
	6894	-51.88	-13	-38.88	-58.99	3.3	10.41	V
Highest	3474	-56.56	-13	-43.56	-62.46	2.29	8.19	H
	5208	-53.13	-13	-40.13	-59.70	2.84	9.41	H
	6942	-51.52	-13	-38.52	-58.63	3.3	10.41	H
	3474	-55.94	-13	-42.94	-61.84	2.29	8.19	V
	5208	-53.39	-13	-40.39	-59.96	2.84	9.41	V
	6942	-51.49	-13	-38.49	-58.60	3.3	10.41	V

Remark: Spurious emissions within 30-1000MHz were found more than 20dB below limit line.



LTE Band 5 / 10MHz / QPSK								
Channel	Frequency (MHz)	ERP (dBm)	Limit (dBm)	Over Limit (dB)	S.G. Power (dBm)	TX Cable loss (dB)	TX Antenna Gain (dBi)	Polarization (H/V)
Lowest	1650	-64.13	-13	-51.13	-65.58	1.58	5.18	H
	2474	-58.29	-13	-45.29	-61.31	1.94	7.11	H
	3300	-58.70	-13	-45.70	-62.38	2.26	8.09	H
	1650	-63.27	-13	-50.27	-64.72	1.58	5.18	V
	2474	-57.71	-13	-44.71	-60.73	1.94	7.11	V
	3300	-57.95	-13	-44.95	-61.63	2.26	8.09	V
Middle	1664	-60.05	-13	-47.05	-61.50	1.58	5.18	H
	2496	-58.31	-13	-45.31	-61.33	1.94	7.11	H
	3330	-58.55	-13	-45.55	-62.23	2.26	8.09	H
	1664	-58.84	-13	-45.84	-60.29	1.58	5.18	V
	2496	-57.93	-13	-44.93	-60.95	1.94	7.11	V
	3330	-57.93	-13	-44.93	-61.61	2.26	8.09	V
Highest	1680	-63.41	-13	-50.41	-64.86	1.58	5.18	H
	2518	-58.43	-13	-45.43	-61.45	1.94	7.11	H
	3360	-58.41	-13	-45.41	-62.09	2.26	8.09	H
	1680	-61.98	-13	-48.98	-63.43	1.58	5.18	V
	2518	-57.97	-13	-44.97	-60.99	1.94	7.11	V
	3360	-57.51	-13	-44.51	-61.19	2.26	8.09	V

Remark: Spurious emissions within 30-1000MHz were found more than 20dB below limit line.



LTE Band 7 / 20MHz / QPSK								
Channel	Frequency (MHz)	EIRP (dBm)	Limit (dBm)	Over Limit (dB)	S.G. Power (dBm)	TX Cable loss (dB)	TX Antenna Gain (dBi)	Polarization (H/V)
Lowest	5000	-63.24	-25	-38.24	-69.85	2.79	9.40	H
	7505	-47.51	-25	-22.51	-55.55	3.42	11.46	H
	10008	-59.79	-25	-34.79	-67.92	4.00	12.13	H
	5000	-64.00	-25	-39.00	-70.61	2.79	9.40	V
	7505	-45.15	-25	-20.15	-53.19	3.42	11.46	V
	10008	-59.15	-25	-34.15	-67.28	4.00	12.13	V
Middle	5052.18	-62.74	-25	-37.74	-69.35	2.79	9.40	H
	7580	-43.05	-25	-18.05	-51.09	3.42	11.46	H
	10107	-59.80	-25	-34.80	-67.93	4.00	12.13	H
	5050	-63.49	-25	-38.49	-70.10	2.79	9.40	V
	7580	-44.40	-25	-19.40	-52.44	3.42	11.46	V
	10107	-59.30	-25	-34.30	-67.43	4.00	12.13	V
Highest	5102.18	-62.37	-25	-37.37	-68.98	2.79	9.40	H
	7655	-44.57	-25	-19.57	-52.61	3.42	11.46	H
	10206	-58.81	-25	-33.81	-66.94	4.00	12.13	H
	5100	-63.80	-25	-38.80	-70.41	2.79	9.40	V
	7655	-43.51	-25	-18.51	-51.55	3.42	11.46	V
	10206	-59.03	-25	-34.03	-67.16	4.00	12.13	V

Remark: Spurious emissions within 30-1000MHz were found more than 20dB below limit line.



LTE Band 12 / 10MHz / QPSK								
Channel	Frequency (MHz)	ERP (dBm)	Limit (dBm)	Over Limit (dB)	S.G. Power (dBm)	TX Cable loss (dB)	TX Antenna Gain (dBi)	Polarization (H/V)
Lowest	1400	-58.15	-13	-45.15	-58.77	1.45	4.22	H
	2098	-60.04	-13	-47.04	-61.80	1.78	5.69	H
	2798	-50.73	-13	-37.73	-54.04	2.08	7.54	H
	1400	-56.88	-13	-43.88	-57.50	1.45	4.22	V
	2098	-59.36	-13	-46.36	-61.12	1.78	5.69	V
	2798	-49.19	-13	-36.19	-52.50	2.08	7.54	V
Middle	1406	-57.21	-13	-44.21	-57.83	1.45	4.22	H
	2109.27	-60.26	-13	-47.26	-62.02	1.78	5.69	H
	2812	-51.68	-13	-38.68	-54.99	2.08	7.54	H
	1406	-55.36	-13	-42.36	-55.98	1.45	4.22	V
	2110	-59.46	-13	-46.46	-61.22	1.78	5.69	V
	2812	-50.72	-13	-37.72	-54.03	2.08	7.54	V
Highest	1414	-62.71	-13	-49.71	-63.33	1.45	4.22	H
	2120	-60.28	-13	-47.28	-62.04	1.78	5.69	H
	2826	-53.72	-13	-40.72	-57.03	2.08	7.54	H
	1414	-60.29	-13	-47.29	-60.91	1.45	4.22	V
	2120	-59.79	-13	-46.79	-61.55	1.78	5.69	V
	2826	-52.92	-13	-39.92	-56.23	2.08	7.54	V

Remark: Spurious emissions within 30-1000MHz were found more than 20dB below limit line.



LTE Band 13 / 5MHz / QPSK								
Channel	Frequency (MHz)	ERP (dBm)	Limit (dBm)	Over Limit (dB)	S.G. Power (dBm)	TX Cable loss (dB)	TX Antenna Gain (dBi)	Polarization (H/V)
Lowest	1554	-65.05	-13	-52.05	-66.51	1.53	5.14	H
	2332	-59.18	-13	-46.18	-61.68	1.87	6.52	H
	3110	-58.04	-13	-45.04	-61.60	2.19	7.90	H
	1554	-64.72	-13	-51.72	-66.18	1.53	5.14	V
	2332	-58.66	-13	-45.66	-61.16	1.87	6.52	V
	3110	-57.45	-13	-44.45	-61.01	2.19	7.90	V
Middle	1560	-64.93	-42.15	-22.78	-66.39	1.53	5.14	H
	2340	-59.07	-13	-46.07	-61.57	1.87	6.52	H
	3120	-58.21	-13	-45.21	-61.77	2.19	7.90	H
	1560	-64.49	-42.15	-22.34	-65.95	1.53	5.14	V
	2340	-58.89	-13	-45.89	-61.39	1.87	6.52	V
	3120	-57.38	-13	-44.38	-60.94	2.19	7.90	V
Highest	1564	-64.87	-42.15	-22.72	-66.33	1.53	5.14	H
	2348	-59.39	-13	-46.39	-61.89	1.87	6.52	H
	3130	-58.20	-13	-45.20	-61.76	2.19	7.90	H
	1564	-64.62	-42.15	-22.47	-66.08	1.53	5.14	V
	2348	-58.66	-13	-45.66	-61.16	1.87	6.52	V
	3130	-57.50	-13	-44.50	-61.06	2.19	7.90	V

Remark: Spurious emissions within 30-1000MHz were found more than 20dB below limit line.

LTE Band 13 / 10MHz / QPSK								
Channel	Frequency (MHz)	ERP (dBm)	Limit (dBm)	Over Limit (dB)	S.G. Power (dBm)	TX Cable loss (dB)	TX Antenna Gain (dBi)	Polarization (H/V)
Middle	1556	-64.84	-13	-51.84	-66.30	1.53	5.14	H
	2332	-59.27	-13	-46.27	-61.77	1.87	6.52	H
	3110	-58.01	-13	-45.01	-61.57	2.19	7.90	H
	1556	-64.58	-13	-51.58	-66.04	1.53	5.14	V
	2332	-58.70	-13	-45.70	-61.20	1.87	6.52	V
	3110	-57.50	-13	-44.50	-61.06	2.19	7.90	V

Remark: Spurious emissions within 30-1000MHz were found more than 20dB below limit line.



LTE Band 17 / 10MHz / QPSK								
Channel	Frequency (MHz)	ERP (dBm)	Limit (dBm)	Over Limit (dB)	S.G. Power (dBm)	TX Cable loss (dB)	TX Antenna Gain (dBi)	Polarization (H/V)
Lowest	1410	-60.11	-13	-47.11	-60.73	1.45	4.22	H
	2114	-59.84	-13	-46.84	-61.60	1.78	5.69	H
	2818	-51.76	-13	-38.76	-55.07	2.08	7.54	H
	1410	-59.00	-13	-46.00	-59.62	1.45	4.22	V
	2114	-59.18	-13	-46.18	-60.94	1.78	5.69	V
	2818	-50.02	-13	-37.02	-53.33	2.08	7.54	V
Middle	1412	-62.82	-13	-49.82	-63.44	1.45	4.22	H
	2116	-60.00	-13	-47.00	-61.76	1.78	5.69	H
	2822	-52.68	-13	-39.68	-55.99	2.08	7.54	H
	1412	-61.67	-13	-48.67	-62.29	1.45	4.22	V
	2116	-59.69	-13	-46.69	-61.45	1.78	5.69	V
	2822	-51.53	-13	-38.53	-54.84	2.08	7.54	V
Highest	1412	-63.72	-13	-50.72	-64.34	1.45	4.22	H
	2120	-60.41	-13	-47.41	-62.17	1.78	5.69	H
	2826	-52.17	-13	-39.17	-55.48	2.08	7.54	H
	1412	-62.38	-13	-49.38	-63.00	1.45	4.22	V
	2120	-59.93	-13	-46.93	-61.69	1.78	5.69	V
	2826	-51.74	-13	-38.74	-55.05	2.08	7.54	V

Remark: Spurious emissions within 30-1000MHz were found more than 20dB below limit line.



LTE Band 66 / 20MHz / QPSK								
Channel	Frequency (MHz)	EIRP (dBm)	Limit (dBm)	Over Limit (dB)	S.G. Power (dBm)	TX Cable loss (dB)	TX Antenna Gain (dBi)	Polarization (H/V)
Lowest	3420	-51.19	-13	-38.19	-57.09	2.29	8.19	H
	5136	-52.67	-13	-39.67	-59.24	2.84	9.41	H
	6846	-51.73	-13	-38.73	-58.84	3.3	10.41	H
	3420	-52.40	-13	-39.40	-58.30	2.29	8.19	V
	5136	-53.15	-13	-40.15	-59.72	2.84	9.41	V
	6846	-51.47	-13	-38.47	-58.58	3.3	10.41	V
Middle	3474	-56.60	-13	-43.60	-62.50	2.29	8.19	H
	5208	-52.33	-13	-39.33	-58.90	2.84	9.41	H
	6942	-51.45	-13	-38.45	-58.56	3.3	10.41	H
	3474	-55.98	-13	-42.98	-61.88	2.29	8.19	V
	5208	-53.21	-13	-40.21	-59.78	2.84	9.41	V
	6942	-51.03	-13	-38.03	-58.14	3.3	10.41	V
Highest	3522	-56.69	-13	-43.69	-62.59	2.29	8.19	H
	5286	-53.43	-13	-40.43	-60.00	2.84	9.41	H
	7044	-51.04	-13	-38.04	-58.15	3.3	10.41	H
	3522	-55.91	-13	-42.91	-61.81	2.29	8.19	V
	5286	-53.62	-13	-40.62	-60.19	2.84	9.41	V
	7044	-50.80	-13	-37.80	-57.91	3.3	10.41	V

Remark: Spurious emissions within 30-1000MHz were found more than 20dB below limit line.