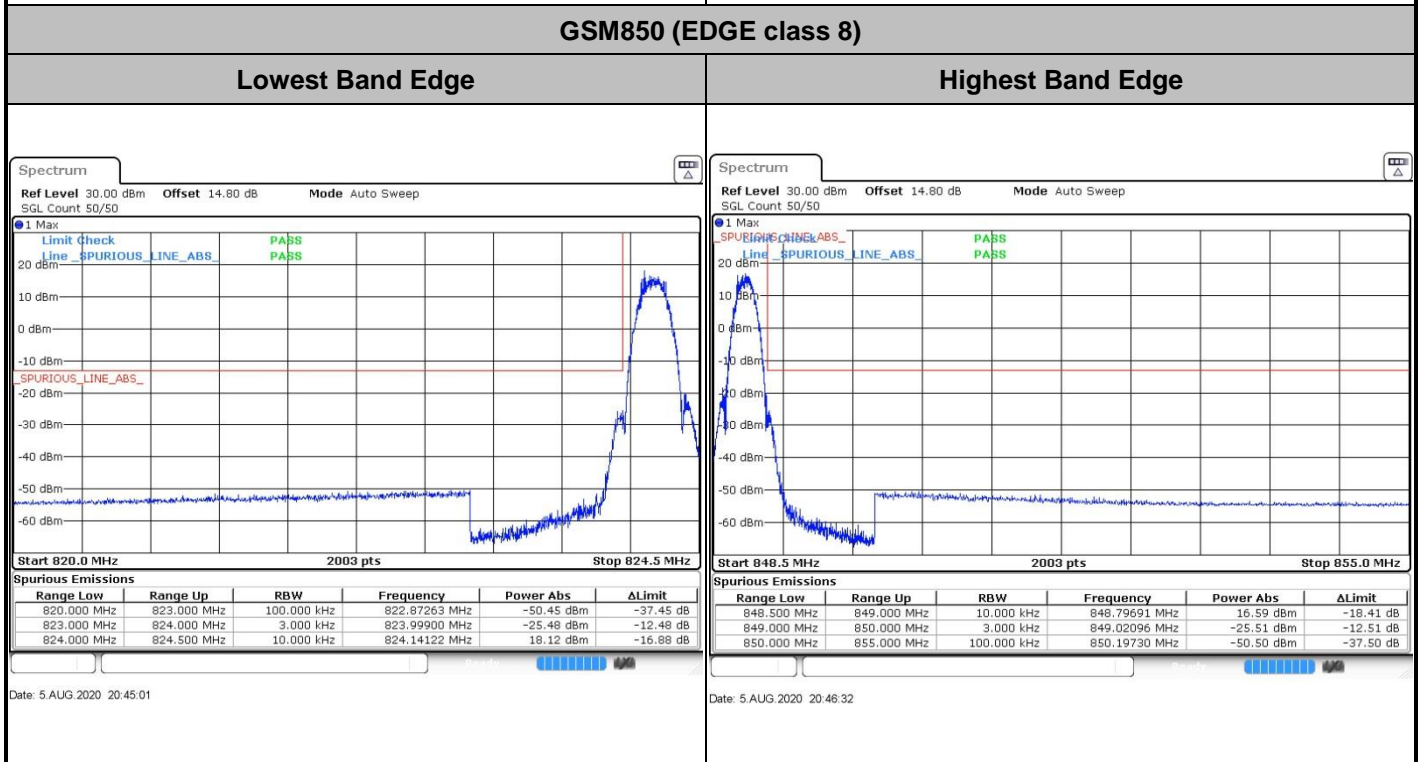
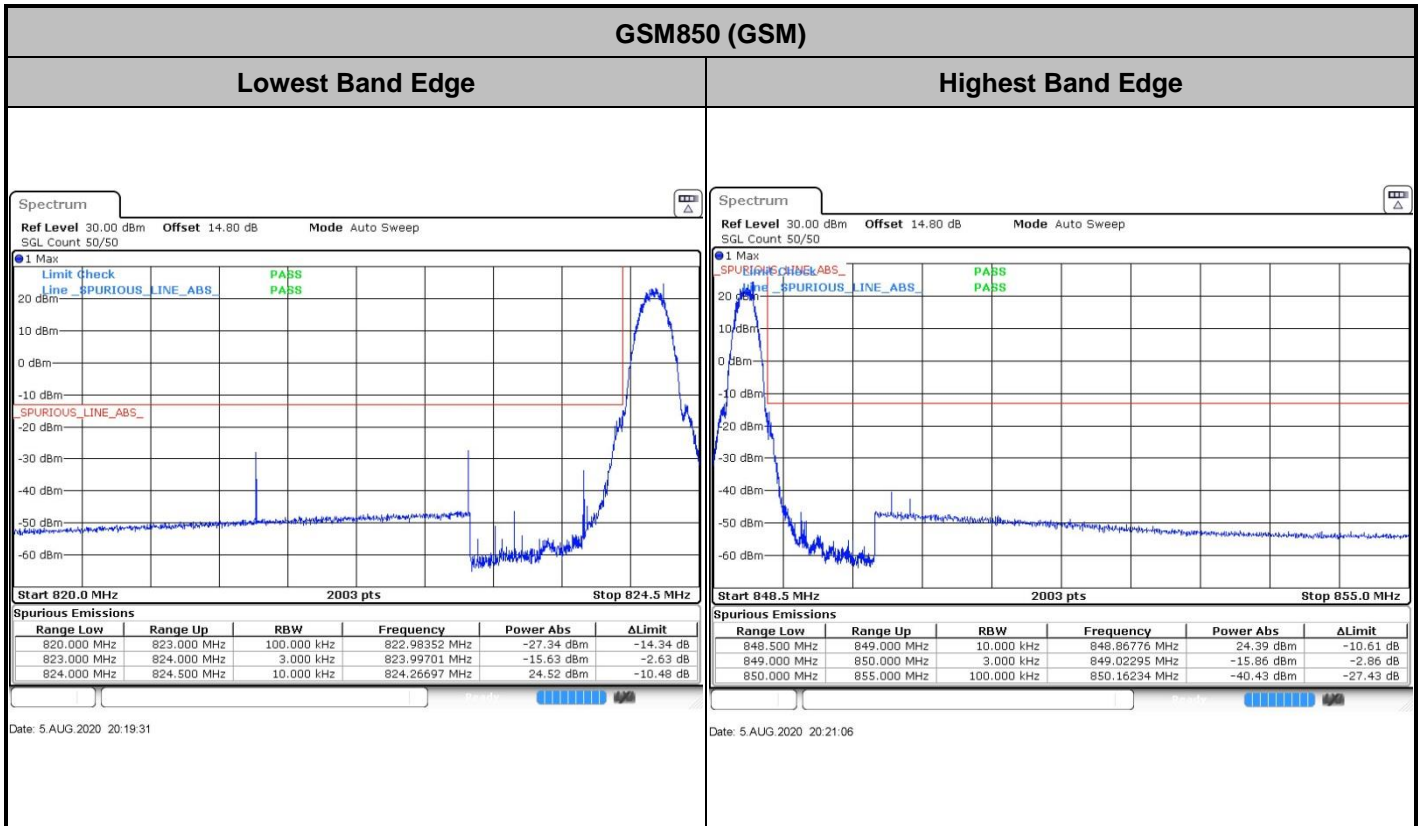


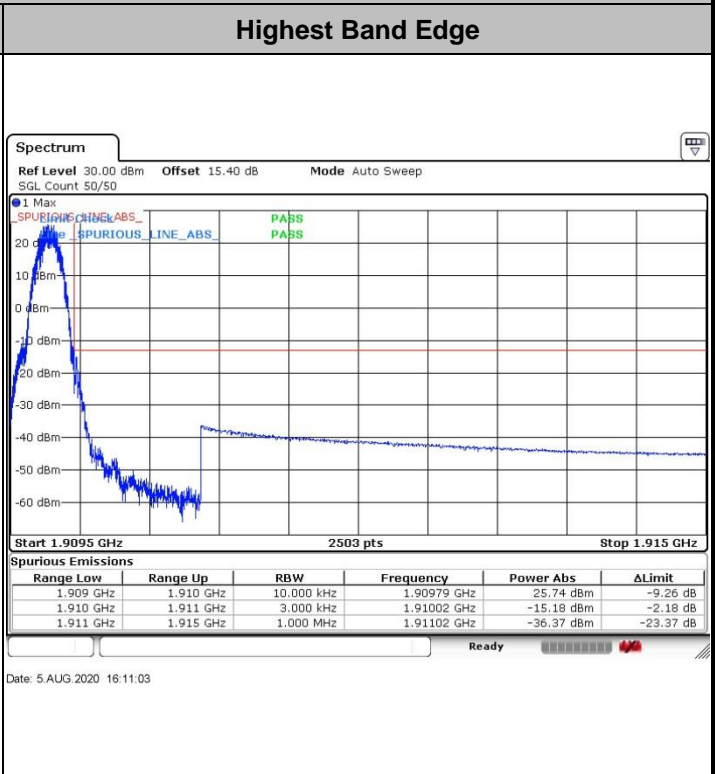
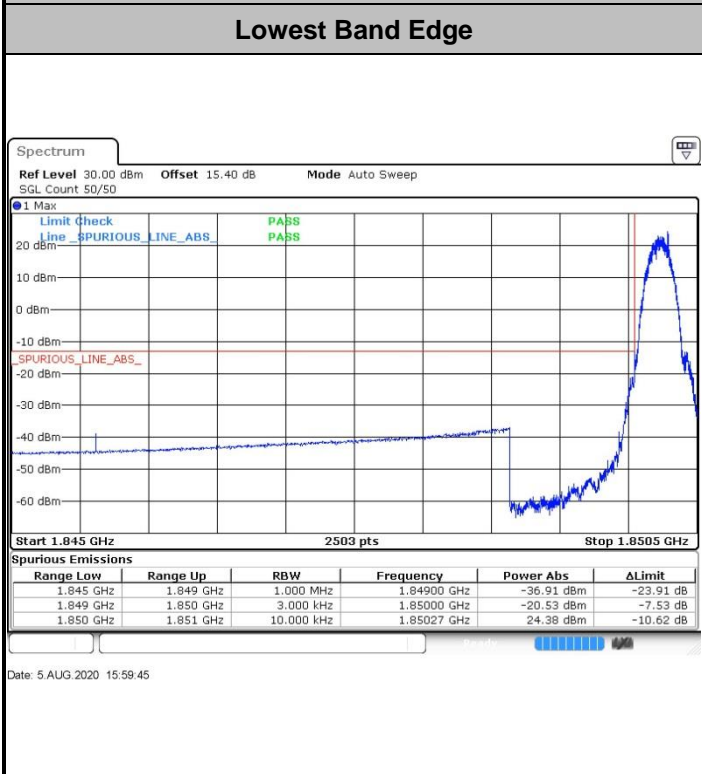


Conducted Band Edge

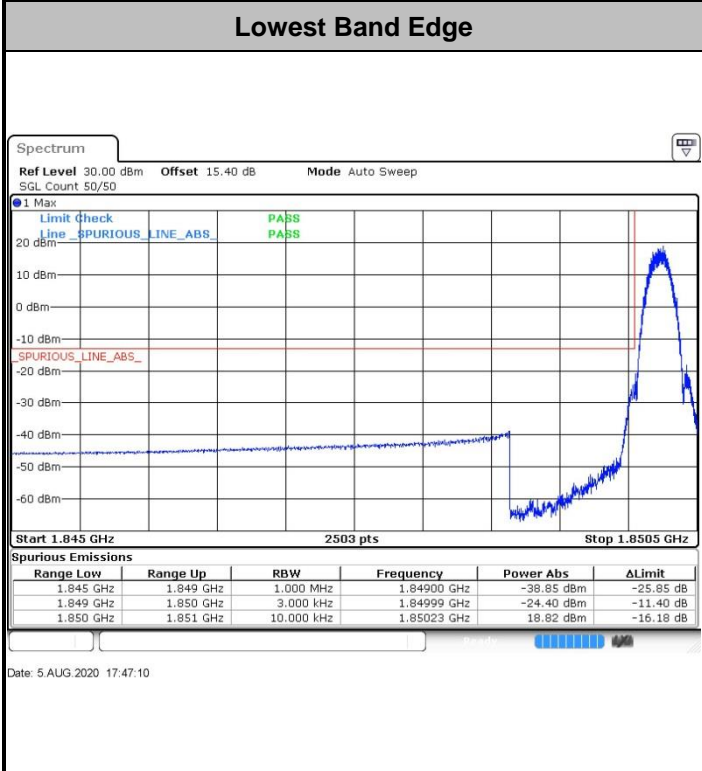




GSM1900 (GSM)



GSM1900 (EDGE class 8)



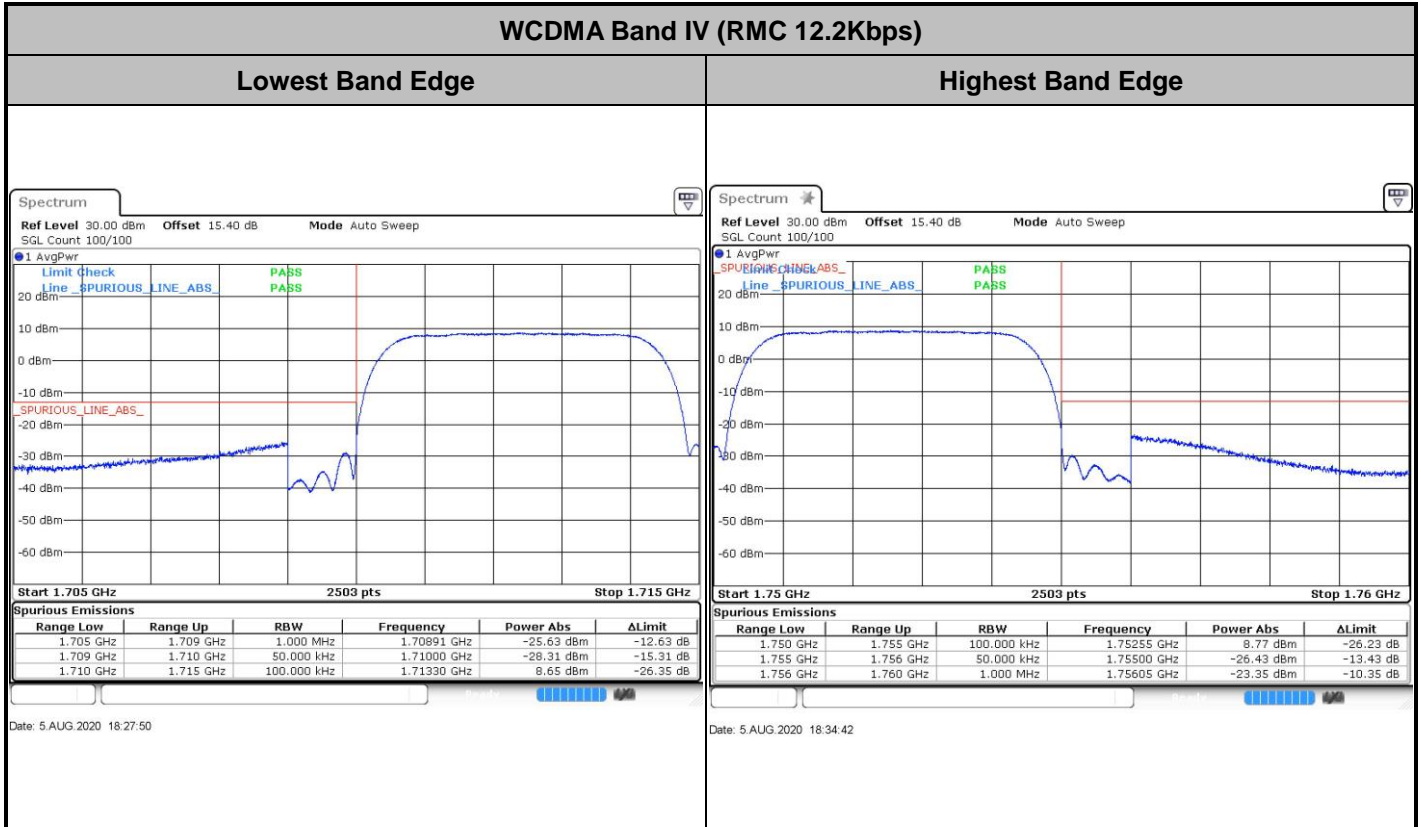


WCDMA Band V (RMC 12.2Kbps)



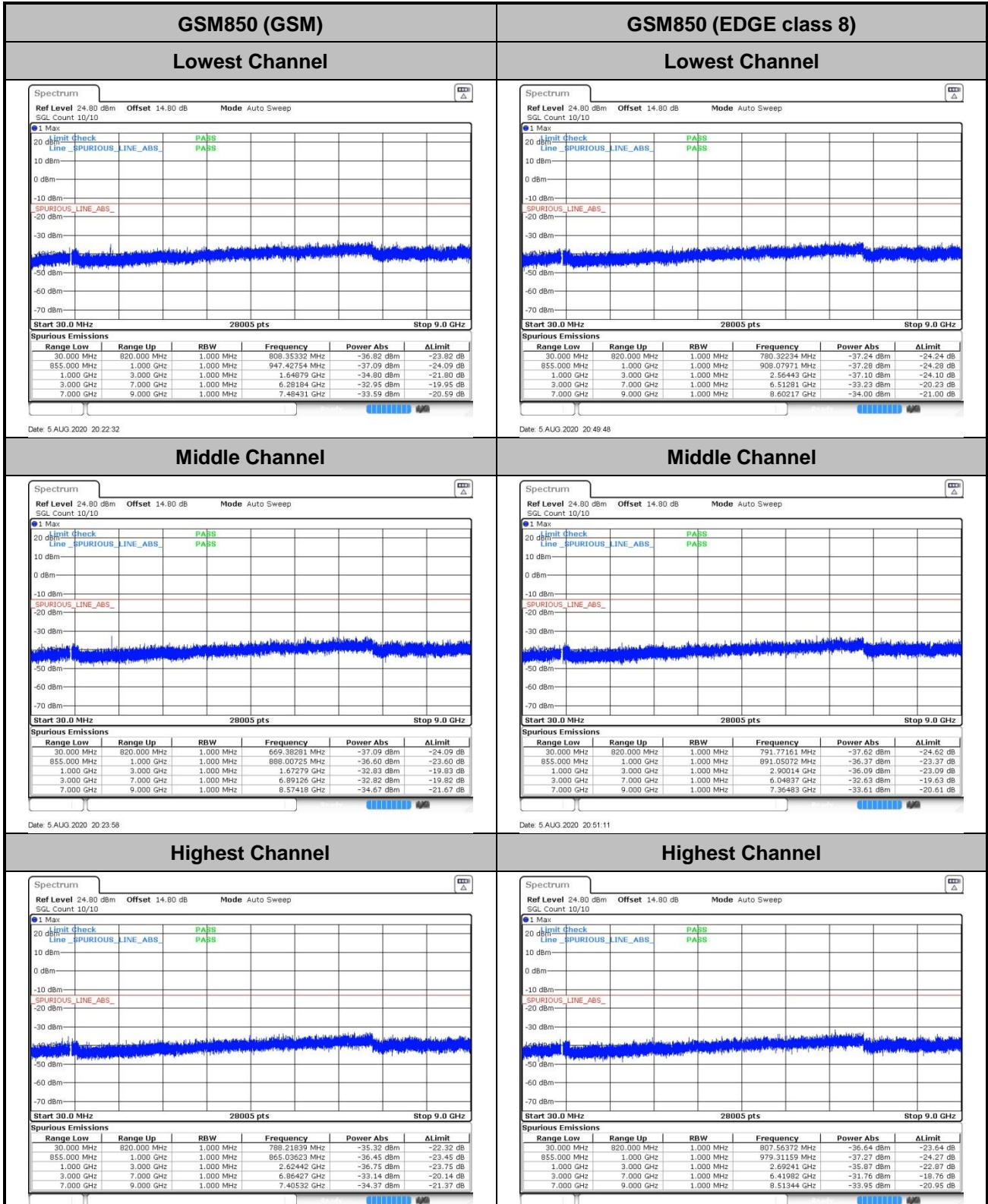
WCDMA Band II (RMC 12.2Kbps)







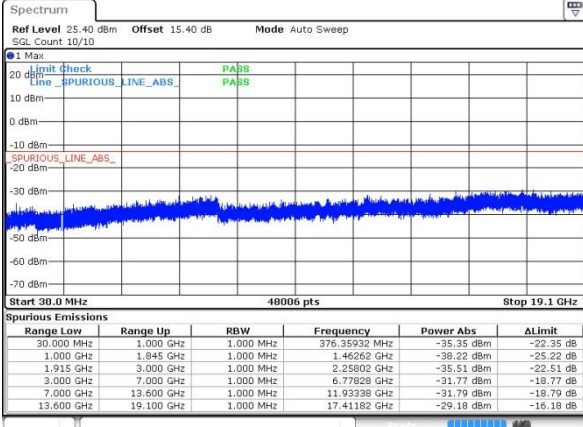
Conducted Spurious Emission





GSM1900 (GSM)

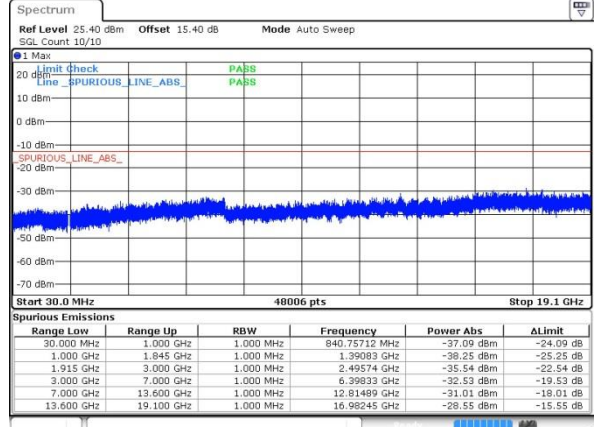
Lowest Channel



Date: 5 AUG 2020 16:14:02

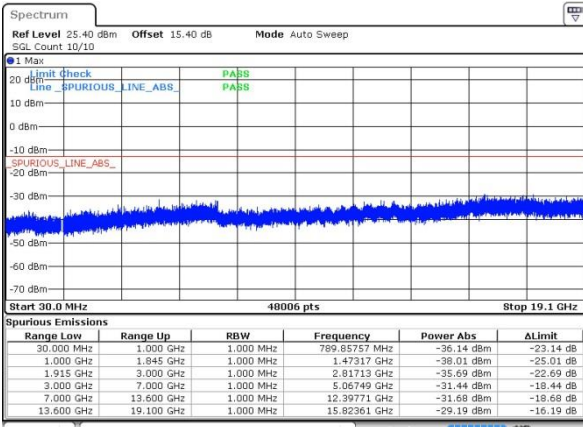
GSM1900 (EDGE class 8)

Lowest Channel



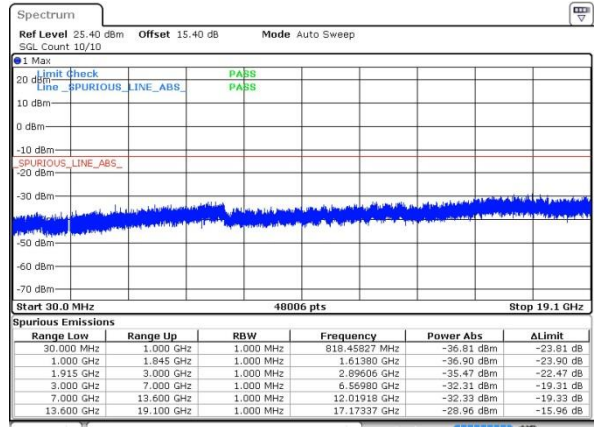
Date: 5 AUG 2020 17:50:09

Middle Channel



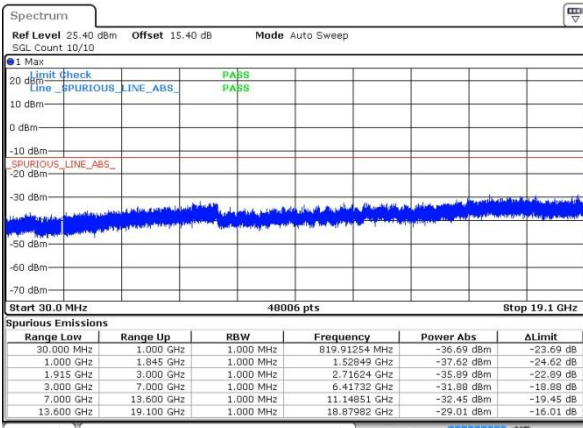
Date: 5 AUG 2020 16:15:25

Middle Channel



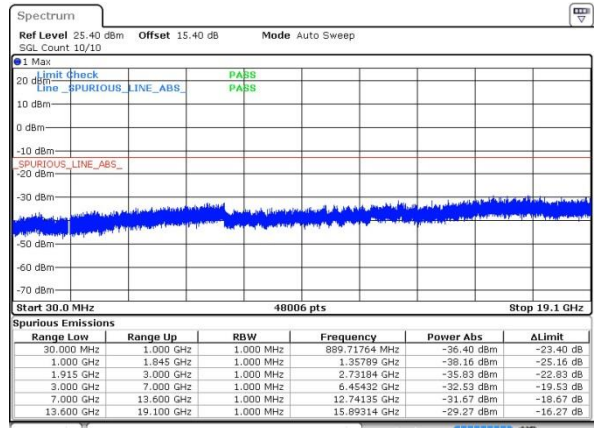
Date: 5 AUG 2020 17:51:27

Highest Channel



Date: 5 AUG 2020 16:16:53

Highest Channel

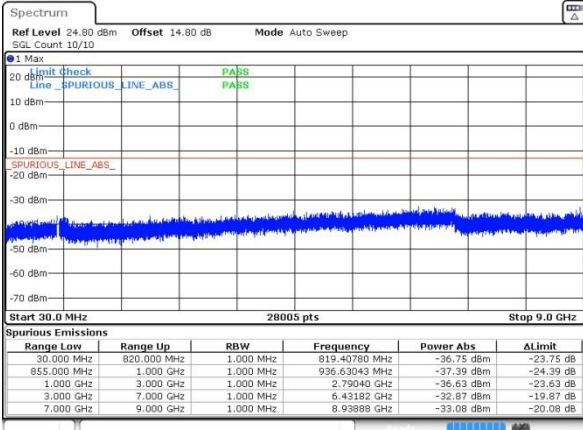


Date: 5 AUG 2020 17:52:48



WCDMA Band V (RMC 12.2Kbps)

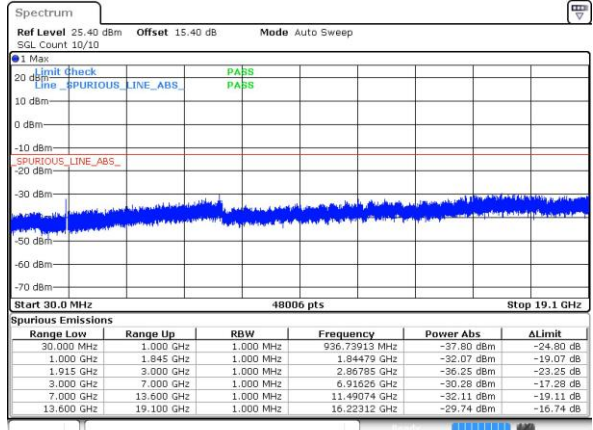
Lowest Channel



Date: 5 AUG 2020 19:43:48

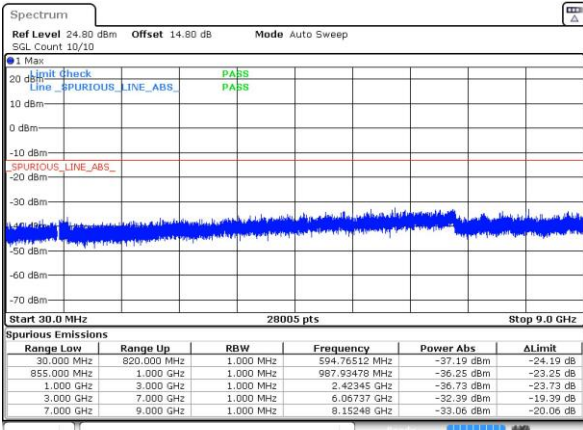
WCDMA Band II (RMC 12.2Kbps)

Lowest Channel



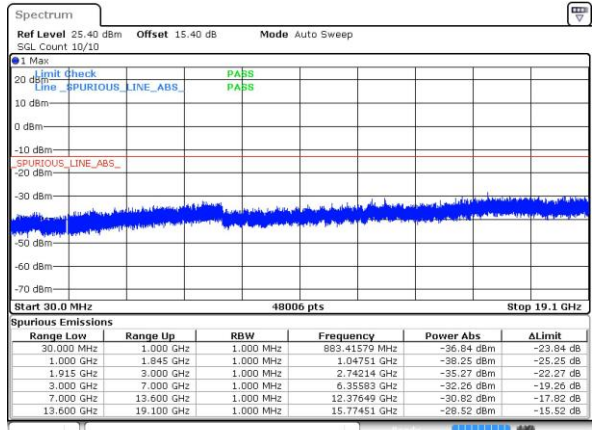
Date: 5 AUG 2020 14:29:58

Middle Channel



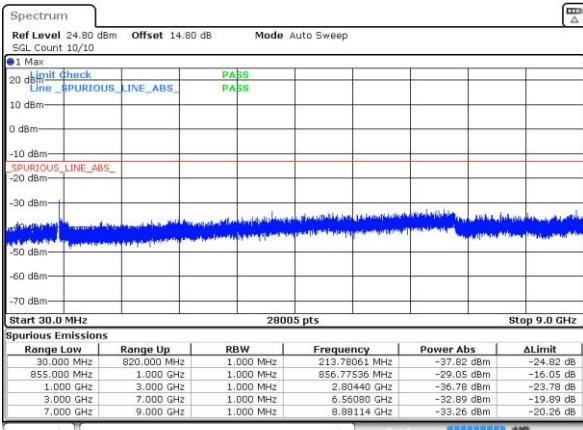
Date: 5 AUG 2020 19:45:15

Middle Channel



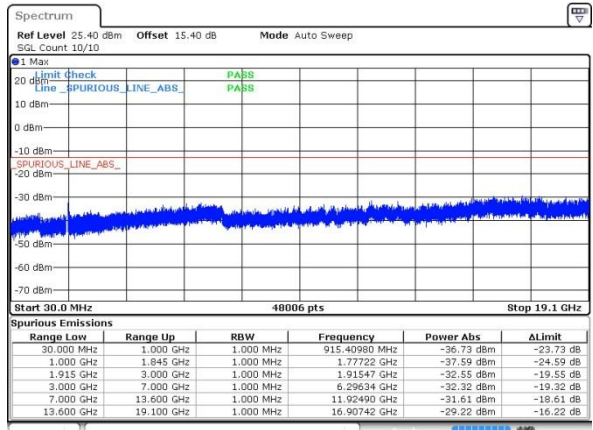
Date: 5 AUG 2020 14:31:45

Highest Channel



Date: 5 AUG 2020 19:46:36

Highest Channel

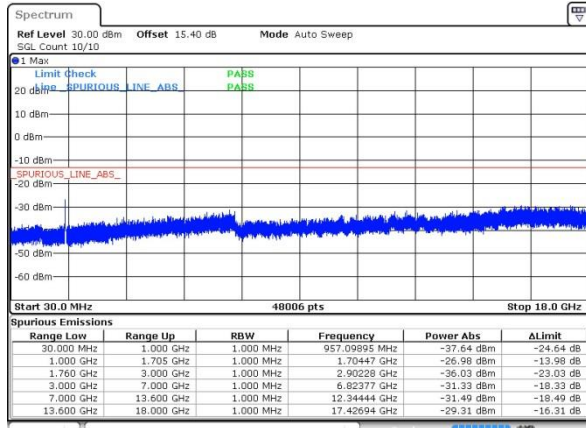


Date: 5 AUG 2020 14:33:11



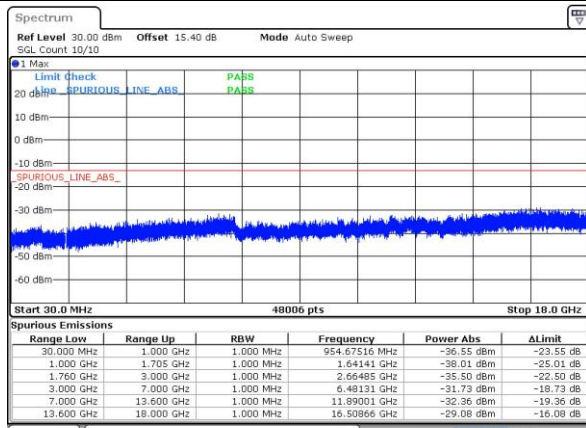
WCDMA Band IV (RMC 12.2Kbps)

Lowest Channel



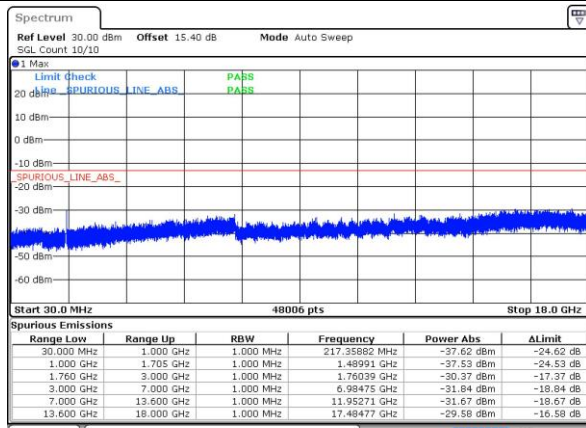
Date: 5 AUG 2020 18:36:16

Middle Channel



Date: 5 AUG 2020 18:37:38

Highest Channel



Date: 5 AUG 2020 18:39:01



Frequency Stability

Test Conditions	Middle Channel	GSM850 (GSM)	GSM850 (EDGE class 8)	Limit 2.5ppm
Temperature (°C)	Voltage (Volt)	Deviation (ppm)		Result
50	Normal Voltage	0.0132	0.0275	PASS
40	Normal Voltage	0.0036	0.0239	
30	Normal Voltage	0.0132	0.0108	
20(Ref.)	Normal Voltage	0.0000	0.0000	
10	Normal Voltage	0.0167	0.0167	
0	Normal Voltage	0.0072	0.0143	
-10	Normal Voltage	0.0203	0.0203	
-20	Normal Voltage	0.0155	0.0036	
-30	Normal Voltage	0.0143	0.0132	
20	Maximum Voltage	0.0096	0.0108	
20	Normal Voltage	0.0000	0.0000	
20	Battery End Point	0.0167	0.0036	

Note: Normal Voltage = 3.8V. ; Battery End Point (BEP) = 3.6 V. ; Maximum Voltage =4.2V



Test Conditions	Middle Channel	GSM1900 (GSM)	GSM1900 (EDGE class 8)	Limit Note 2.
Temperature (°C)	Voltage (Volt)	Deviation (ppm)		Result
50	Normal Voltage	0.0037	0.0176	PASS
40	Normal Voltage	0.0005	0.0138	
30	Normal Voltage	0.0117	0.0027	
20(Ref.)	Normal Voltage	0.0000	0.0000	
10	Normal Voltage	0.0144	0.0021	
0	Normal Voltage	0.0112	0.0144	
-10	Normal Voltage	0.0096	0.0160	
-20	Normal Voltage	0.0021	0.0117	
-30	Normal Voltage	0.0133	0.0112	
20	Maximum Voltage	0.0074	0.0021	
20	Normal Voltage	0.0000	0.0000	
20	Battery End Point	0.0122	0.0032	

Note:

1. Normal Voltage = 3.8V. ; Battery End Point (BEP) = 3.6 V. ; Maximum Voltage =4.2V
2. The frequency fundamental emissions stay within the authorized frequency block based on the frequency deviation measured is small.



Test Conditions	Middle Channel	WCDMA Band V (RMC 12.2Kbps)	Limit 2.5ppm
Temperature (°C)	Voltage (Volt)	Deviation (ppm)	Result
50	Normal Voltage	0.0072	PASS
40	Normal Voltage	0.0251	
30	Normal Voltage	0.0024	
20(Ref.)	Normal Voltage	0.0000	
10	Normal Voltage	0.0347	
0	Normal Voltage	0.0251	
-10	Normal Voltage	0.0060	
-20	Normal Voltage	0.0299	
-30	Normal Voltage	0.0012	
20	Maximum Voltage	0.0359	
20	Normal Voltage	0.0000	
20	Battery End Point	0.0251	

Note: Normal Voltage = 3.8V. ; Battery End Point (BEP) = 3.6 V. ; Maximum Voltage =4.2V



Test Conditions	Middle Channel	WCDMA Band II (RMC 12.2Kbps)	Limit Note 2.
Temperature (°C)	Voltage (Volt)	Deviation (ppm)	Result
50	Normal Voltage	0.0011	PASS
40	Normal Voltage	0.0101	
30	Normal Voltage	0.0112	
20(Ref.)	Normal Voltage	0.0000	
10	Normal Voltage	0.0176	
0	Normal Voltage	0.0037	
-10	Normal Voltage	0.0128	
-20	Normal Voltage	0.0160	
-30	Normal Voltage	0.0011	
20	Maximum Voltage	0.0037	
20	Normal Voltage	0.0000	
20	Battery End Point	0.0037	

Note:

1. Normal Voltage = 3.8V. ; Battery End Point (BEP) = 3.6 V. ; Maximum Voltage =4.2V
2. The frequency fundamental emissions stay within the authorized frequency block based on the frequency deviation measured is small.



Test Conditions	Middle Channel	WCDMA Band IV (RMC 12.2Kbps)	Limit Note 2.
Temperature (°C)	Voltage (Volt)	Deviation (ppm)	Result
50	Normal Voltage	0.0035	PASS
40	Normal Voltage	0.0023	
30	Normal Voltage	0.0150	
20(Ref.)	Normal Voltage	0.0000	
10	Normal Voltage	0.0023	
0	Normal Voltage	0.0104	
-10	Normal Voltage	0.0035	
-20	Normal Voltage	0.0144	
-30	Normal Voltage	0.0040	
20	Maximum Voltage	0.0012	
20	Normal Voltage	0.0000	
20	Battery End Point	0.0035	

Note:

1. Normal Voltage = 3.8V. ; Battery End Point (BEP) = 3.6 V. ; Maximum Voltage =4.2V
2. The frequency fundamental emissions stay within the authorized frequency block based on the frequency deviation measured is small.



Appendix B. Test Results of Radiated Test

Radiated Spurious Emission

GSM850 (GSM)								
Channel	Frequency (MHz)	ERP (dBm)	Limit (dBm)	Over Limit (dB)	S.G. Power (dBm)	TX Cable loss (dB)	TX Antenna Gain (dBi)	Polarization (H/V)
Lowest	1648	-56.66	-13	-43.66	-58.11	1.58	5.18	H
	2472	-39.68	-13	-26.68	-42.70	1.94	7.11	H
	3294	-57.93	-13	-44.93	-61.61	2.26	8.09	H
	1648	-57.32	-13	-44.32	-58.77	1.58	5.18	V
	2472	-41.27	-13	-28.27	-44.29	1.94	7.11	V
	3294	-57.14	-13	-44.14	-60.82	2.26	8.09	V
Middle	1672	-62.12	-13	-49.12	-63.57	1.58	5.18	H
	2510	-42.64	-13	-29.64	-45.66	1.94	7.11	H
	3348	-57.67	-13	-44.67	-61.35	2.26	8.09	H
	1672	-61.62	-13	-48.62	-63.07	1.58	5.18	V
	2510	-41.39	-13	-28.39	-44.41	1.94	7.11	V
	3348	-56.77	-13	-43.77	-60.45	2.26	8.09	V
Highest	1698	-61.83	-13	-48.83	-63.28	1.58	5.18	H
	2546	-39.24	-13	-26.24	-42.26	1.94	7.11	H
	3396	-58.26	-13	-45.26	-61.94	2.26	8.09	H
	1698	-62.89	-13	-49.89	-64.34	1.58	5.18	V
	2546	-39.91	-13	-26.91	-42.93	1.94	7.11	V
	3396	-57.79	-13	-44.79	-61.47	2.26	8.09	V

Remark: Spurious emissions within 30-1000MHz were found more than 20dB below limit line.



GSM850 (EDGE class 8)								
Channel	Frequency (MHz)	ERP (dBm)	Limit (dBm)	Over Limit (dB)	S.G. Power (dBm)	TX Cable loss (dB)	TX Antenna Gain (dBi)	Polarization (H/V)
Lowest	1648	-57.16	-13	-44.16	-58.61	1.58	5.18	H
	2472	-46.62	-13	-33.62	-49.64	1.94	7.11	H
	3300	-58.72	-13	-45.72	-62.40	2.26	8.09	H
	1648	-59.95	-13	-46.95	-61.40	1.58	5.18	V
	2472	-45.63	-13	-32.63	-48.65	1.94	7.11	V
	3300	-57.55	-13	-44.55	-61.23	2.26	8.09	V
Middle	1672	-62.71	-13	-49.71	-64.16	1.58	5.18	H
	2510	-48.62	-13	-35.62	-51.64	1.94	7.11	H
	3348	-58.30	-13	-45.30	-61.98	2.26	8.09	H
	1672	-63.00	-13	-50.00	-64.45	1.58	5.18	V
	2510	-47.35	-13	-34.35	-50.37	1.94	7.11	V
	3348	-57.60	-13	-44.60	-61.28	2.26	8.09	V
Highest	1698	-62.17	-13	-49.17	-63.62	1.58	5.18	H
	2546	-40.95	-13	-27.95	-43.97	1.94	7.11	H
	3396	-57.88	-13	-44.88	-61.56	2.26	8.09	H
	1698	-62.45	-13	-49.45	-63.90	1.58	5.18	V
	2546	-38.92	-13	-25.92	-41.94	1.94	7.11	V
	3396	-57.79	-13	-44.79	-61.47	2.26	8.09	V

Remark: Spurious emissions within 30-1000MHz were found more than 20dB below limit line.

GSM1900 (GSM)								
Channel	Frequency (MHz)	EIRP (dBm)	Limit (dBm)	Over Limit (dB)	S.G. Power (dBm)	TX Cable loss (dB)	TX Antenna Gain (dBi)	Polarization (H/V)
Lowest	3702	-52.35	-13	-39.35	-58.30	2.39	8.34	H
	5550	-44.55	-13	-31.55	-50.98	2.97	9.40	H
	7398	-50.26	-13	-37.26	-58.20	3.40	11.34	H
	3702	-48.11	-13	-35.11	-54.06	2.39	8.34	V
	5550	-46.24	-13	-33.24	-52.67	2.97	9.40	V
	7398	-50.19	-13	-37.19	-58.13	3.40	11.34	V
Middle	3760	-54.50	-13	-41.50	-60.45	2.39	8.34	H
	5640	-51.47	-13	-38.47	-57.90	2.97	9.40	H
	7520	-50.14	-13	-37.14	-58.08	3.40	11.34	H
	3760	-53.55	-13	-40.55	-59.50	2.39	8.34	V
	5640	-51.23	-13	-38.23	-57.66	2.97	9.40	V
	7520	-49.99	-13	-36.99	-57.93	3.40	11.34	V
Highest	3822	-52.85	-13	-39.85	-58.80	2.39	8.34	H
	5730	-40.60	-13	-27.60	-47.03	2.97	9.40	H
	7638	-49.92	-13	-36.92	-57.86	3.40	11.34	H
	3822	-53.75	-13	-40.75	-59.70	2.39	8.34	V
	5730	-31.76	-13	-18.76	-38.19	2.97	9.40	V
	7638	-50.05	-13	-37.05	-57.99	3.40	11.34	V

Remark: Spurious emissions within 30-1000MHz were found more than 20dB below limit line.



GSM1900 (EDGE class 8)								
Channel	Frequency (MHz)	EIRP (dBm)	Limit (dBm)	Over Limit (dB)	S.G. Power (dBm)	TX Cable loss (dB)	TX Antenna Gain (dBi)	Polarization (H/V)
Lowest	3702	-52.67	-13	-39.67	-58.62	2.39	8.34	H
	5550	-45.65	-13	-32.65	-52.08	2.97	9.40	H
	7398	-50.01	-13	-37.01	-57.95	3.40	11.34	H
	3702	-49.24	-13	-36.24	-55.19	2.39	8.34	V
	5550	-42.91	-13	-29.91	-49.34	2.97	9.40	V
	7398	-50.18	-13	-37.18	-58.12	3.40	11.34	V
Middle	3762	-54.52	-13	-41.52	-60.47	2.39	8.34	H
	5640	-40.11	-13	-27.11	-46.54	2.97	9.40	H
	7518	-50.15	-13	-37.15	-58.09	3.40	11.34	H
	3762	-52.84	-13	-39.84	-58.79	2.39	8.34	V
	5640	-37.35	-13	-24.35	-43.78	2.97	9.40	V
	7518	-50.27	-13	-37.27	-58.21	3.40	11.34	V
Highest	3822	-53.52	-13	-40.52	-59.47	2.39	8.34	H
	5730	-36.14	-13	-23.14	-42.57	2.97	9.40	H
	7638	-50.08	-13	-37.08	-58.02	3.40	11.34	H
	3822	-53.16	-13	-40.16	-59.11	2.39	8.34	V
	5730	-33.75	-13	-20.75	-40.18	2.97	9.40	V
	7638	-49.74	-13	-36.74	-57.68	3.40	11.34	V

Remark: Spurious emissions within 30-1000MHz were found more than 20dB below limit line.

WCDMA Band V(RMC 12.2Kbps)								
Channel	Frequency (MHz)	ERP (dBm)	Limit (dBm)	Over Limit (dB)	S.G. Power (dBm)	TX Cable loss (dB)	TX Antenna Gain (dBi)	Polarization (H/V)
Lowest	1653	-64.08	-13	-51.08	-65.53	1.58	5.18	H
	2480	-57.71	-13	-44.71	-60.73	1.94	7.11	H
	3306	-58.37	-13	-45.37	-62.05	2.26	8.09	H
	1653	-63.34	-13	-50.34	-64.79	1.58	5.18	V
	2480	-57.40	-13	-44.40	-60.42	1.94	7.11	V
	3306	-57.76	-13	-44.76	-61.44	2.26	8.09	V
Middle	1672	-62.49	-13	-49.49	-63.94	1.58	5.18	H
	2510	-55.90	-13	-42.90	-58.92	1.94	7.11	H
	3348	-58.04	-13	-45.04	-61.72	2.26	8.09	H
	1672	-62.90	-13	-49.90	-64.35	1.58	5.18	V
	2510	-56.20	-13	-43.20	-59.22	1.94	7.11	V
	3348	-57.54	-13	-44.54	-61.22	2.26	8.09	V
Highest	1693	-62.67	-13	-49.67	-64.12	1.58	5.18	H
	2540	-57.96	-13	-44.96	-60.98	1.94	7.11	H
	3384	-58.61	-13	-45.61	-62.29	2.26	8.09	H
	1693	-62.93	-13	-49.93	-64.38	1.58	5.18	V
	2540	-57.79	-13	-44.79	-60.81	1.94	7.11	V
	3384	-58.04	-13	-45.04	-61.72	2.26	8.09	V

Remark: Spurious emissions within 30-1000MHz were found more than 20dB below limit line.



WCDMA Band II(RMC 12.2Kbps)								
Channel	Frequency (MHz)	EIRP (dBm)	Limit (dBm)	Over Limit (dB)	S.G. Power (dBm)	TX Cable loss (dB)	TX Antenna Gain (dBi)	Polarization (H/V)
Lowest	3702	-55.19	-13	-42.19	-61.14	2.39	8.34	H
	5556	-53.23	-13	-40.23	-59.66	2.97	9.40	H
	7410	-50.08	-13	-37.08	-58.02	3.40	11.34	H
	3702	-55.01	-13	-42.01	-60.96	2.39	8.34	V
	5556	-52.41	-13	-39.41	-58.84	2.97	9.40	V
	7410	-50.52	-13	-37.52	-58.46	3.40	11.34	V
Middle	3762	-54.97	-13	-41.97	-60.92	2.39	8.34	H
	5640	-52.31	-13	-39.31	-58.74	2.97	9.40	H
	7518	-50.07	-13	-37.07	-58.01	3.40	11.34	H
	3762	-55.00	-13	-42.00	-60.95	2.39	8.34	V
	5640	-51.49	-13	-38.49	-57.92	2.97	9.40	V
	7518	-50.24	-13	-37.24	-58.18	3.40	11.34	V
Highest	3816	-54.64	-13	-41.64	-60.59	2.39	8.34	H
	5724	-50.26	-13	-37.26	-56.69	2.97	9.40	H
	7632	-50.06	-13	-37.06	-58.00	3.40	11.34	H
	3816	-54.80	-13	-41.80	-60.75	2.39	8.34	V
	5724	-48.85	-13	-35.85	-55.28	2.97	9.40	V
	7632	-50.00	-13	-37.00	-57.94	3.40	11.34	V

Remark: Spurious emissions within 30-1000MHz were found more than 20dB below limit line.

WCDMA Band IV(RMC 12.2Kbps)								
Channel	Frequency (MHz)	EIRP (dBm)	Limit (dBm)	Over Limit (dB)	S.G. Power (dBm)	TX Cable loss (dB)	TX Antenna Gain (dBi)	Polarization (H/V)
Lowest	3426	-55.95	-13	-42.95	-61.85	2.29	8.19	H
	5136	-53.19	-13	-40.19	-59.76	2.84	9.41	H
	6852	-51.79	-13	-38.79	-58.90	3.3	10.41	H
	3426	-54.98	-13	-41.98	-60.88	2.29	8.19	V
	5136	-53.41	-13	-40.41	-59.98	2.84	9.41	V
	6852	-51.28	-13	-38.28	-58.39	3.3	10.41	V
Middle	3468	-56.67	-13	-43.67	-62.57	2.29	8.19	H
	5196	-53.04	-13	-40.04	-59.61	2.84	9.41	H
	6930	-51.47	-13	-38.47	-58.58	3.3	10.41	H
	3468	-56.23	-13	-43.23	-62.13	2.29	8.19	V
	5196	-53.69	-13	-40.69	-60.26	2.84	9.41	V
	6930	-51.60	-13	-38.60	-58.71	3.3	10.41	V
Highest	3504	-56.64	-13	-43.64	-62.54	2.29	8.19	H
	5256	-53.43	-13	-40.43	-60.00	2.84	9.41	H
	7008	-51.41	-13	-38.41	-58.52	3.3	10.41	H
	3504	-56.09	-13	-43.09	-61.99	2.29	8.19	V
	5256	-53.77	-13	-40.77	-60.34	2.84	9.41	V
	7008	-51.26	-13	-38.26	-58.37	3.3	10.41	V

Remark: Spurious emissions within 30-1000MHz were found more than 20dB below limit line.