

HAC_E_Dipole_835

DUT: HAC-Dipole 835 MHz

Communication System: CW; Frequency: 835 MHz; Duty Cycle: 1:1

Medium: Air Medium parameters used: $\sigma = 0$ S/m, $\epsilon_r = 1$; $\rho = 0$ kg/m³

Ambient Temperature : 23.5 °C

DASY5 Configuration:

- Probe: EF3DV3 - SN4047; ConvF(1, 1, 1) @ 835 MHz; Calibrated: 2020/1/24

- Sensor-Surface: (Fix Surface)

- Electronics: DAE4 Sn1311; Calibrated: 2019/8/27

- Phantom: HAC Test Arch with AMCC; Type: SD HAC P01 BA;

- Measurement SW: DASY52, Version 52.10 (2); SEMCAD X Version 14.6.12 (7470)

E Scan - measurement distance from the probe sensor center to CD835 = 10mm & 15mm/Hearing Aid Compatibility Test at 15mm distance (41x361x1): Interpolated grid: dx=0.5000 mm, dy=0.5000 mm

Device Reference Point: 0, 0, -6.3 mm

Reference Value = 141.7 V/m; Power Drift = -0.05 dB

PMR not calibrated. PMF = 1.000 is applied.

E-field emissions = 118.9 V/m

Average value of Total=(118+118.9) / 2 = 118.45 V/m

PMF scaled E-field

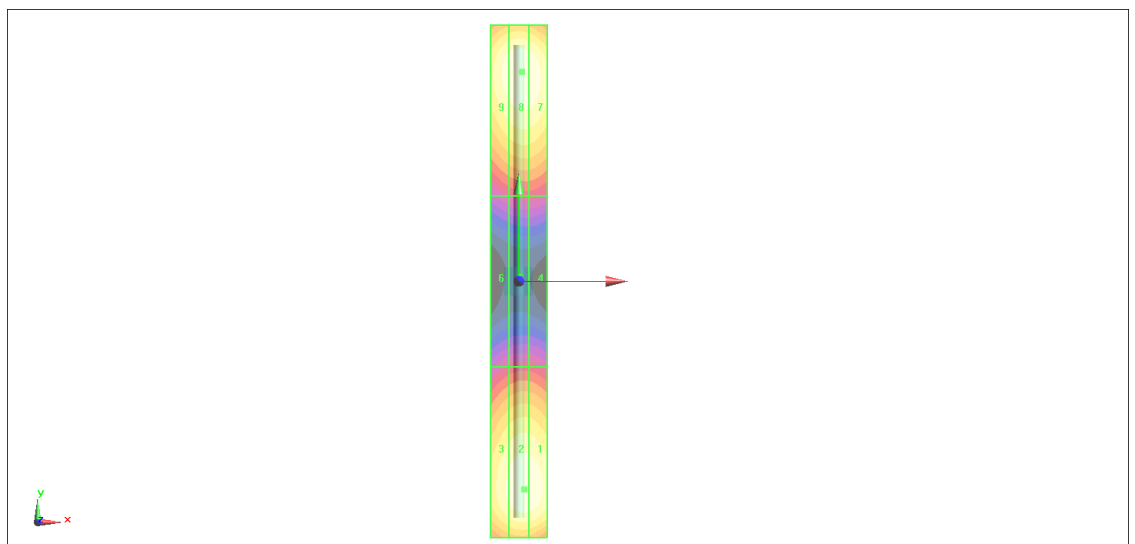
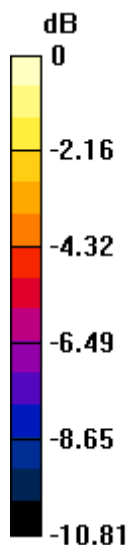
| | | |
|-------------------------------|-------------------------------|-------------------------------|
| Grid 1 M4 117.7 V/m | Grid 2 M4 118.0 V/m | Grid 3 M4 112.0 V/m |
| Grid 4 M4 64.39 V/m | Grid 5 M4 64.56 V/m | Grid 6 M4 62.44 V/m |
| Grid 7 M4 117.6 V/m | Grid 8 M4 118.9 V/m | Grid 9 M4 114.8 V/m |

Cursor:

Total = 118.9 V/m

E Category: M4

Location: 1, 73.5, 9.7 mm



0 dB = 118.9 V/m = 41.51 dBV/m

HAC_E_Dipole_1880

DUT: HAC Dipole 1880 MHz

Communication System: CW; Frequency: 1880 MHz; Duty Cycle: 1:1
 Medium: Air Medium parameters used: $\sigma = 0$ S/m, $\epsilon_r = 1$; $\rho = 0$ kg/m³
 Ambient Temperature : 23.5 °C

DASY5 Configuration:

- Probe: EF3DV3 - SN4047; ConvF(1, 1, 1) @ 1880 MHz; Calibrated: 2020/1/24
- Sensor-Surface: (Fix Surface)
- Electronics: DAE4 Sn1311; Calibrated: 2019/8/27
- Phantom: HAC Test Arch with AMCC; Type: SD HAC P01 BA;
- Measurement SW: DASY52, Version 52.10 (2); SEMCAD X Version 14.6.12 (7470)

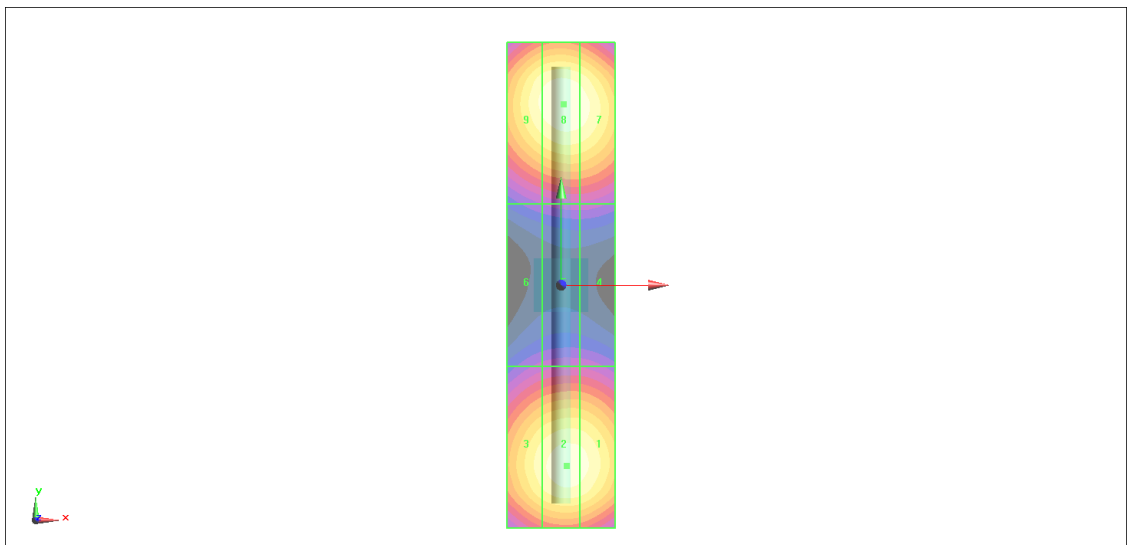
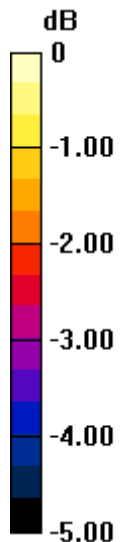
E Scan - measurement distance from the probe sensor center to CD1880 = 10mm & 15mm/Hearing Aid Compatibility Test at 15mm distance (41x181x1): Interpolated grid: dx=0.5000 mm, dy=0.5000 mm

Device Reference Point: 0, 0, -6.3 mm
 Reference Value = 171.1 V/m; Power Drift = 0.02 dB
 PMR not calibrated. PMF = 1.000 is applied.
 E-field emissions = 91.88 V/m
 Average value of Total=(90.88+91.88) / 2 = 91.38 V/m

PMF scaled E-field

| | | |
|--------------------------------------|--------------------------------------|--------------------------------------|
| Grid 1 M3 90.07 V/m | Grid 2 M3 90.88 V/m | Grid 3 M3 87.55 V/m |
| Grid 4 M3 64.88 V/m | Grid 5 M3 65.01 V/m | Grid 6 M3 63.86 V/m |
| Grid 7 M3 90.68 V/m | Grid 8 M3 91.88 V/m | Grid 9 M3 89.41 V/m |

Cursor:
 Total = 91.88 V/m
 E Category: M3
 Location: 0.5, 33.5, 9.7 mm



0 dB = 91.88 V/m = 39.26 dBV/m