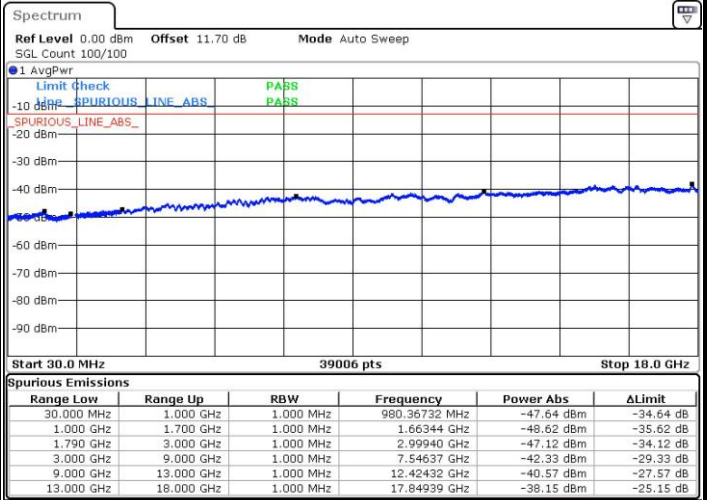
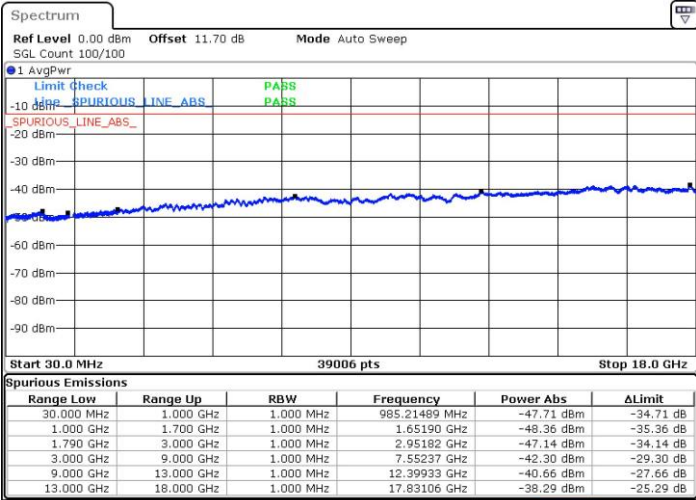




LTE Band 66 / 5MHz

Lowest Channel / QPSK

Lowest Channel / 16QAM

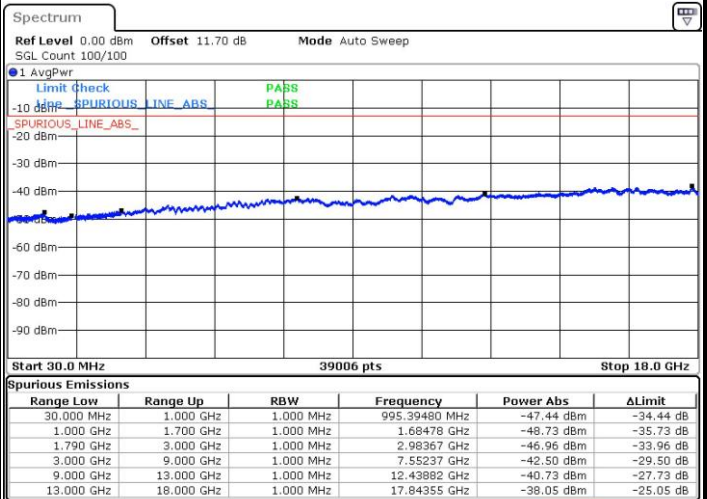
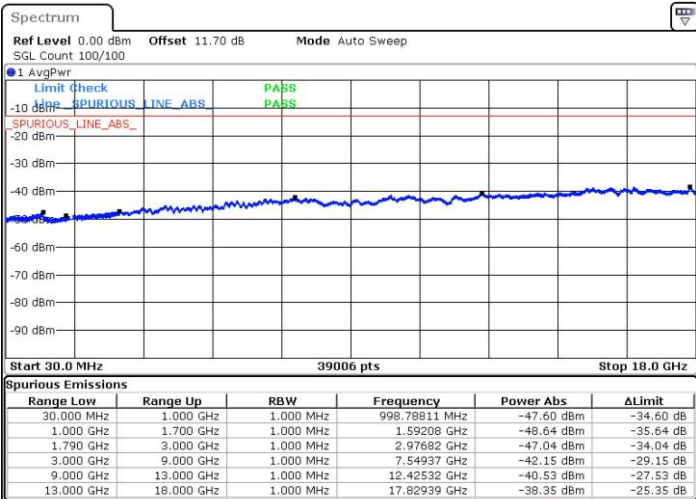


Date: 5.SEP.2018 20:53:30

Date: 5.SEP.2018 20:54:21

Middle Channel / QPSK

Middle Channel / 16QAM



Date: 5.SEP.2018 20:55:58

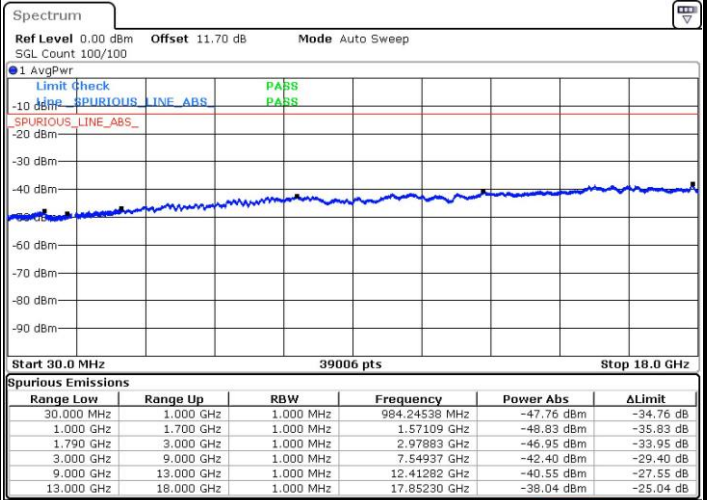
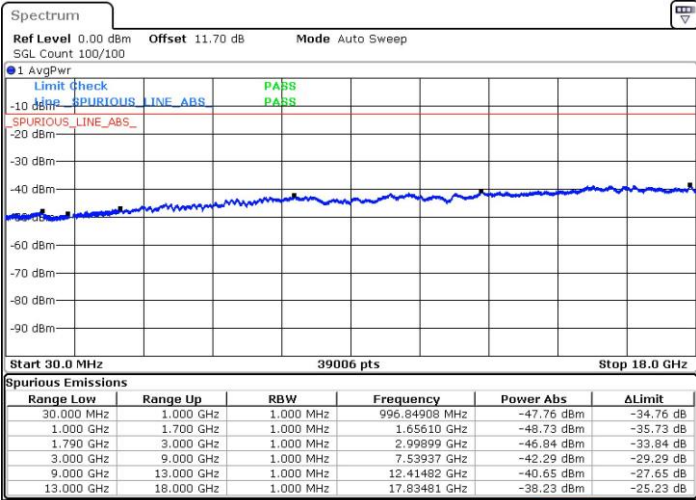
Date: 5.SEP.2018 20:56:49



LTE Band 66 / 5MHz

Highest Channel / QPSK

Highest Channel / 16QAM



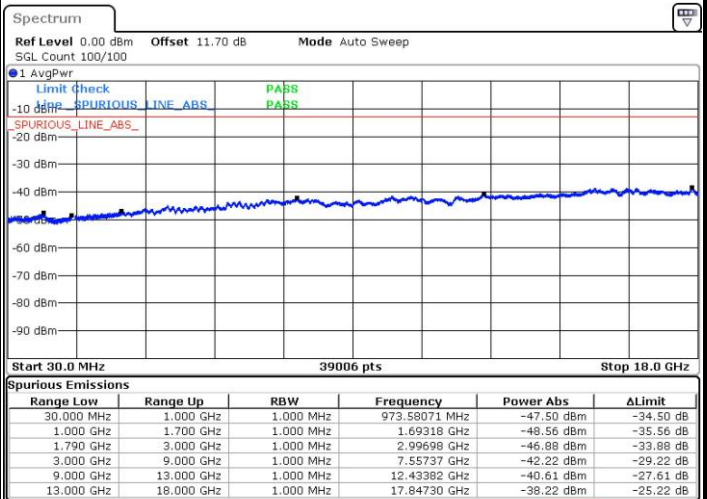
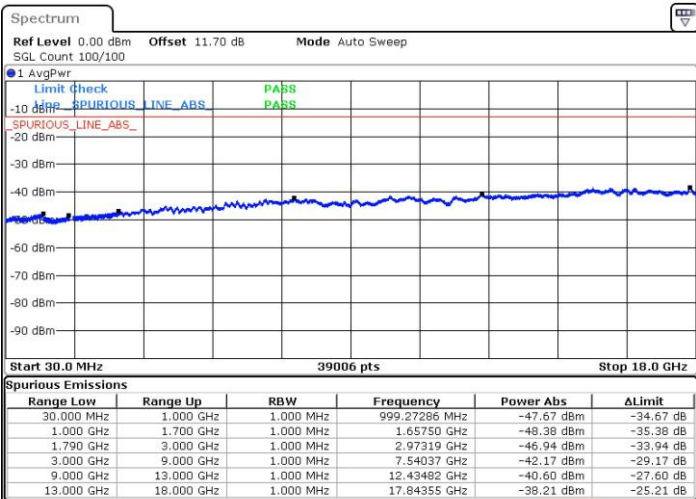
Date: 5.SEP.2018 21:03:06

Date: 5.SEP.2018 21:03:57

LTE Band 66 / 10MHz

Lowest Channel / QPSK

Lowest Channel / 16QAM



Date: 5.SEP.2018 21:10:14

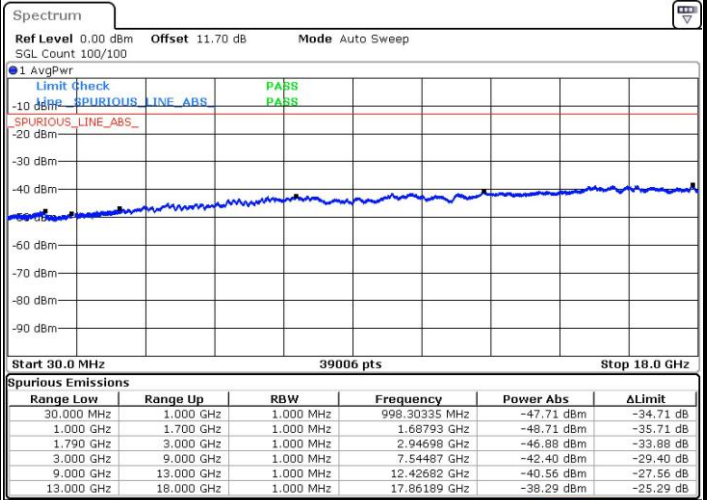
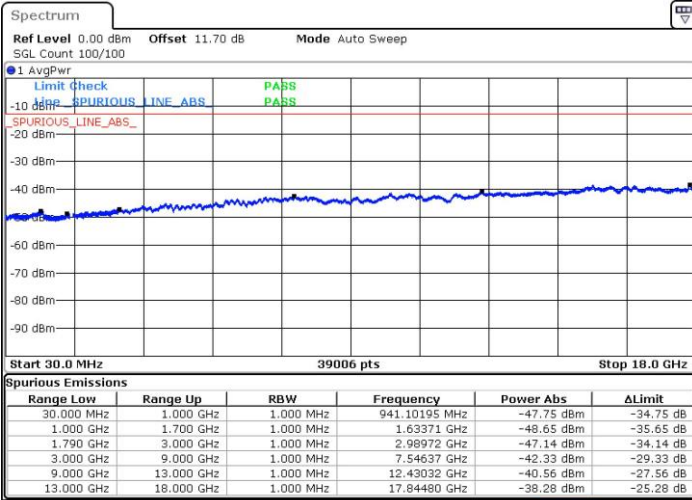
Date: 5.SEP.2018 21:11:05



LTE Band 66 / 10MHz

Middle Channel / QPSK

Middle Channel / 16QAM

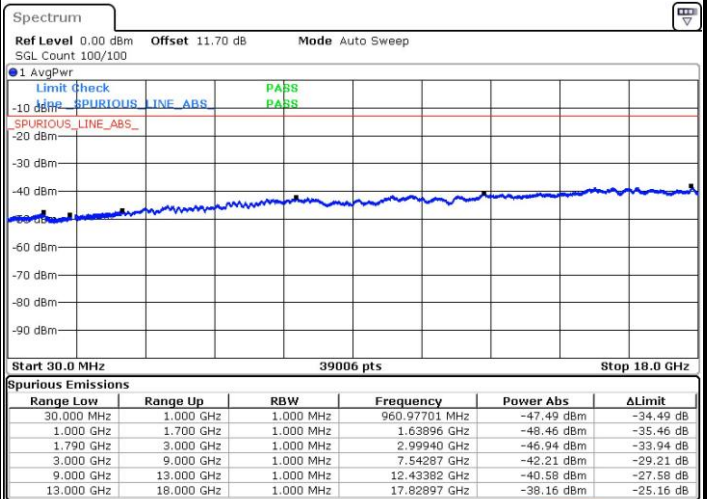
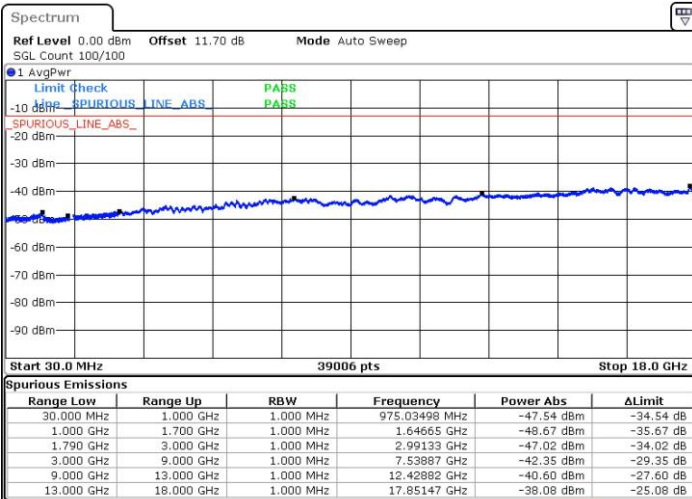


Date: 5.SEP.2018 21:12:41

Date: 5.SEP.2018 21:13:32

Highest Channel / QPSK

Highest Channel / 16QAM



Date: 5.SEP.2018 21:19:49

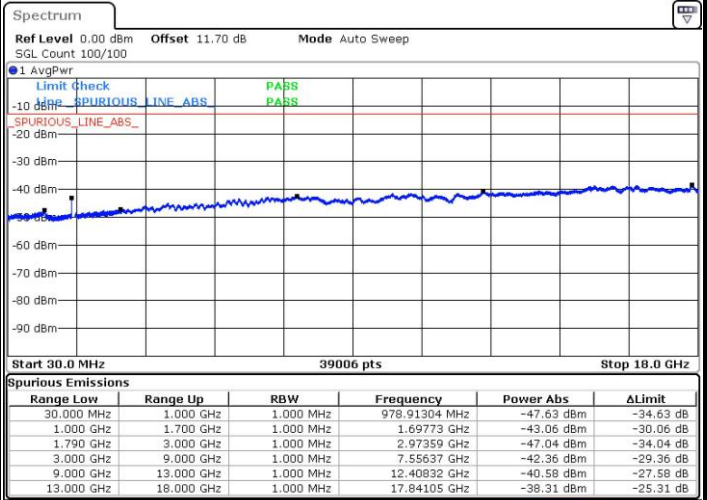
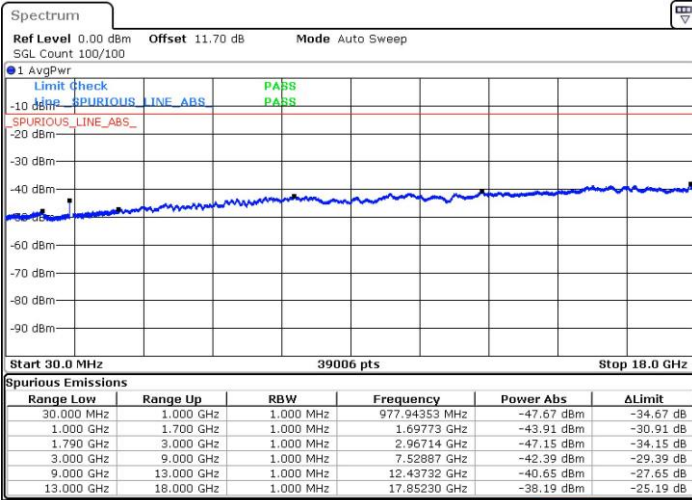
Date: 5.SEP.2018 21:20:40



LTE Band 66 / 15MHz

Lowest Channel / QPSK

Lowest Channel / 16QAM

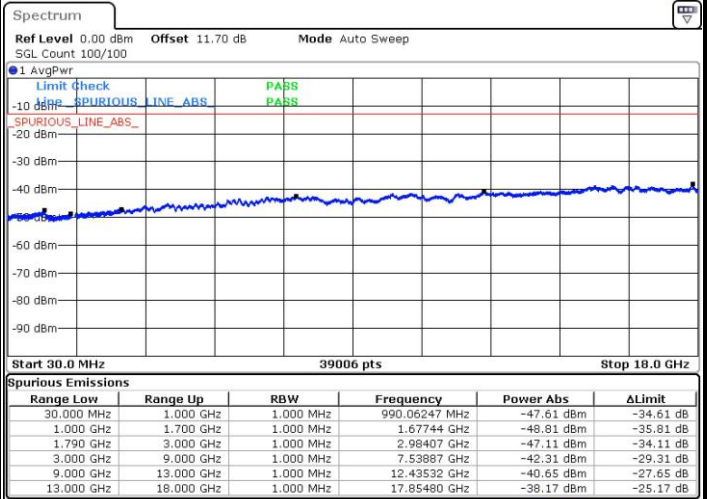
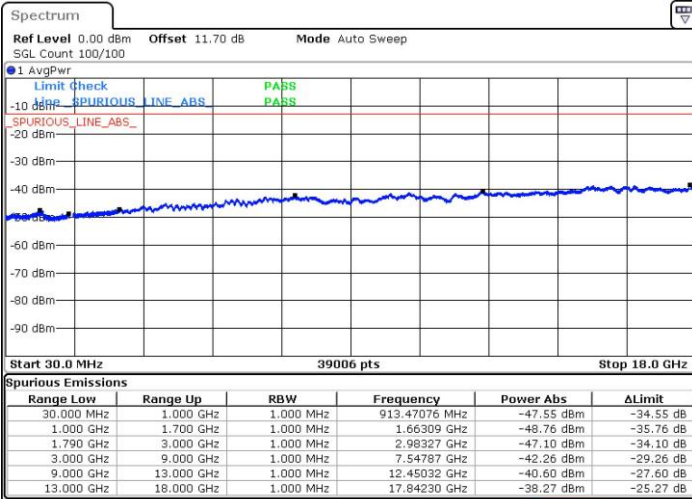


Date: 5.SEP.2018 21:26:57

Date: 5.SEP.2018 21:27:49

Middle Channel / QPSK

Middle Channel / 16QAM



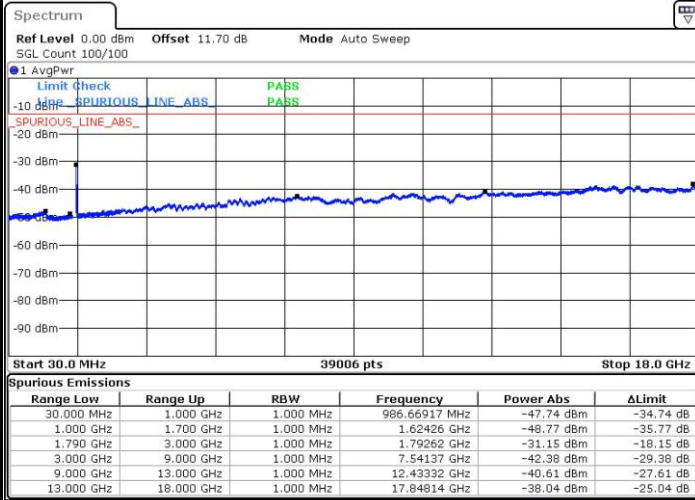
Date: 5.SEP.2018 21:29:25

Date: 5.SEP.2018 21:30:17



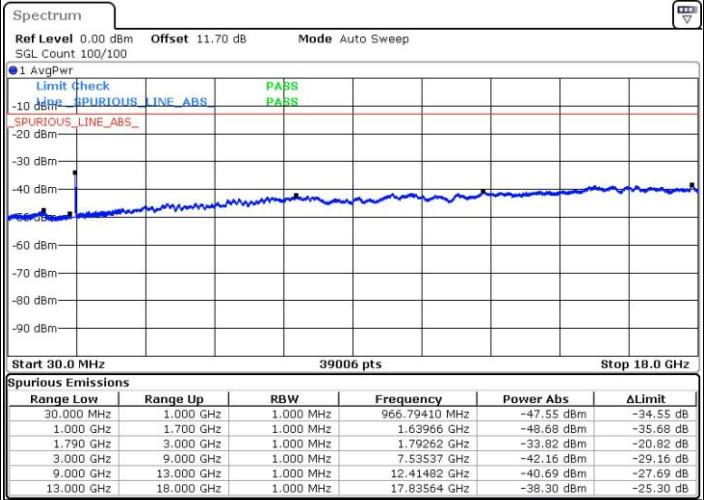
LTE Band 66 / 15MHz

Highest Channel / QPSK



Date: 5 SEP.2018 21:36:33

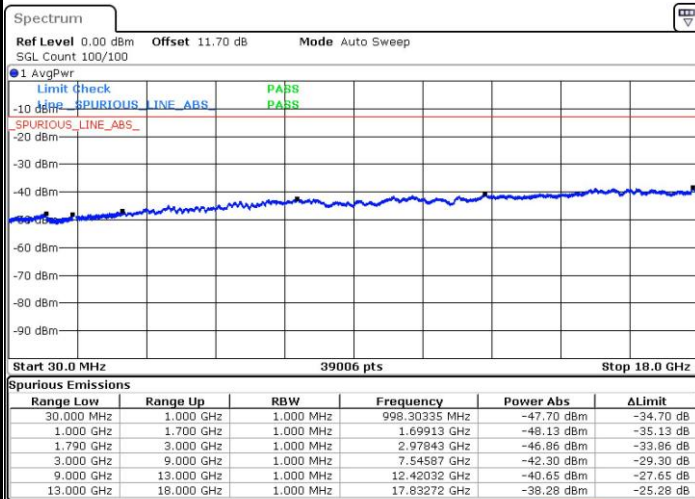
Highest Channel / 16QAM



Date: 5 SEP.2018 21:37:24

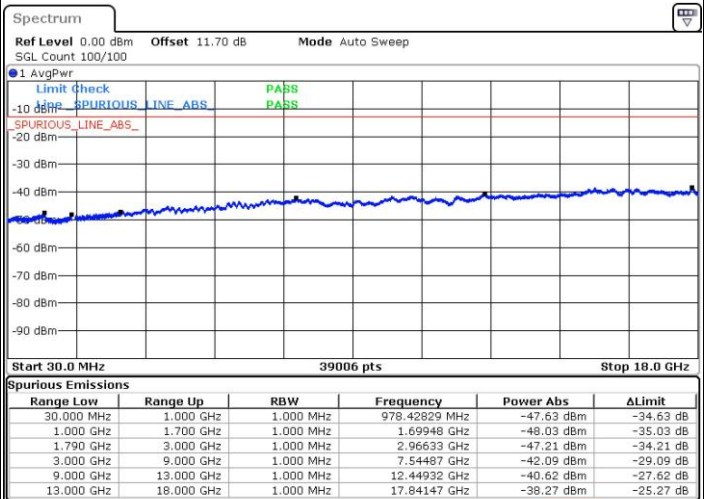
LTE Band 66 / 20MHz

Lowest Channel / QPSK



Date: 5 SEP.2018 21:43:42

Lowest Channel / 16QAM



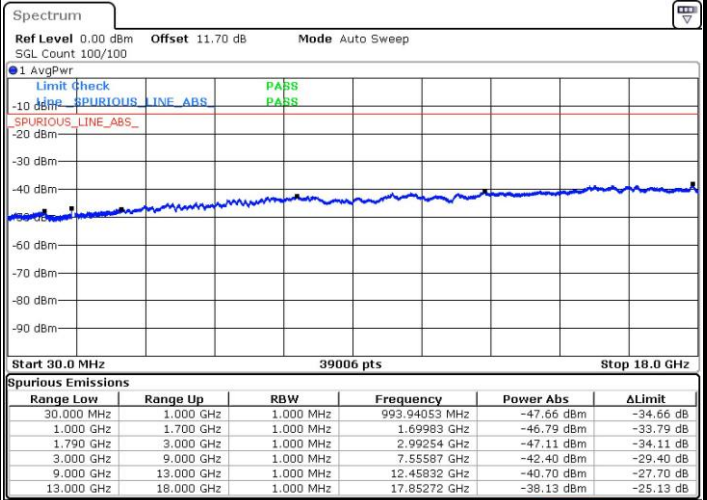
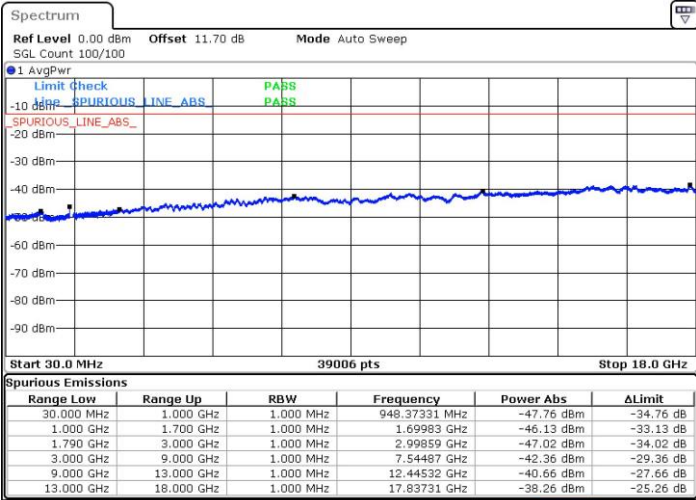
Date: 5 SEP.2018 21:44:33



LTE Band 66 / 20MHz

Middle Channel / QPSK

Middle Channel / 16QAM

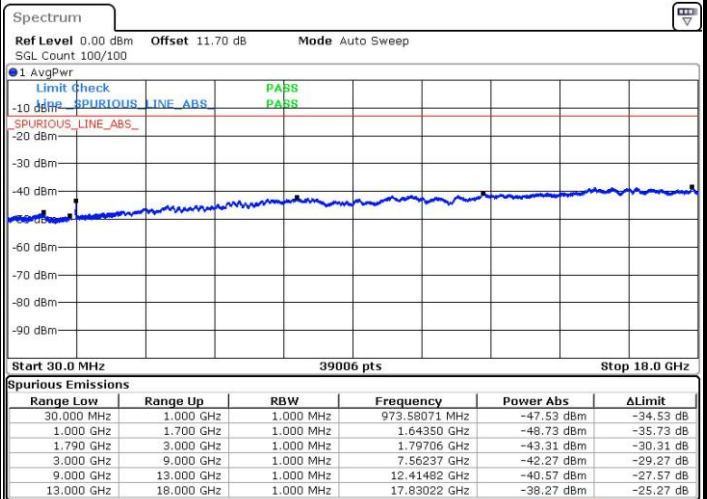
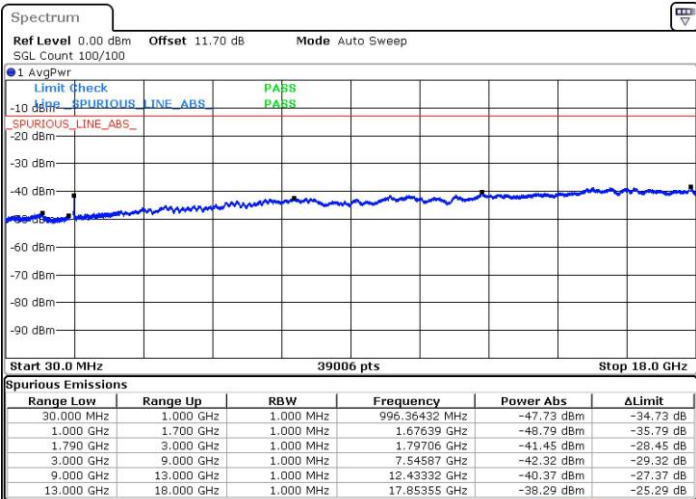


Date: 5.SEP.2018 21:46:09

Date: 5.SEP.2018 21:47:00

Highest Channel / QPSK

Highest Channel / 16QAM



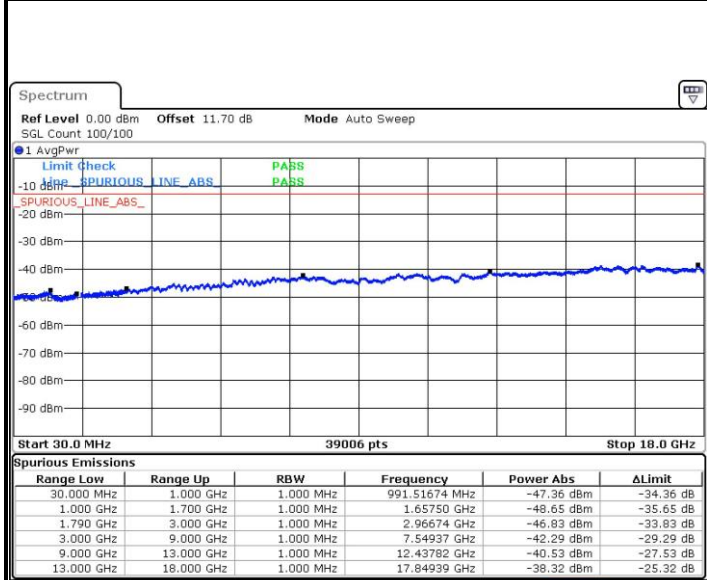
Date: 5.SEP.2018 21:53:17

Date: 5.SEP.2018 21:54:08



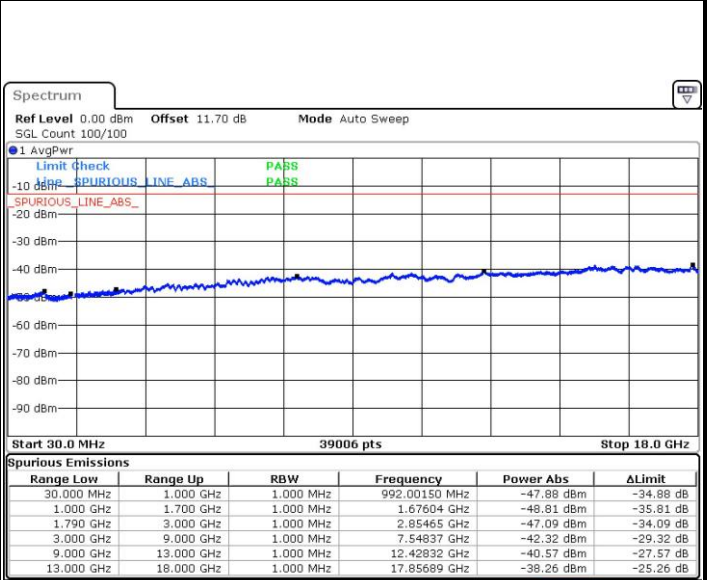
LTE Band 66 / 1.4MHz

Lowest Channel / 64QAM



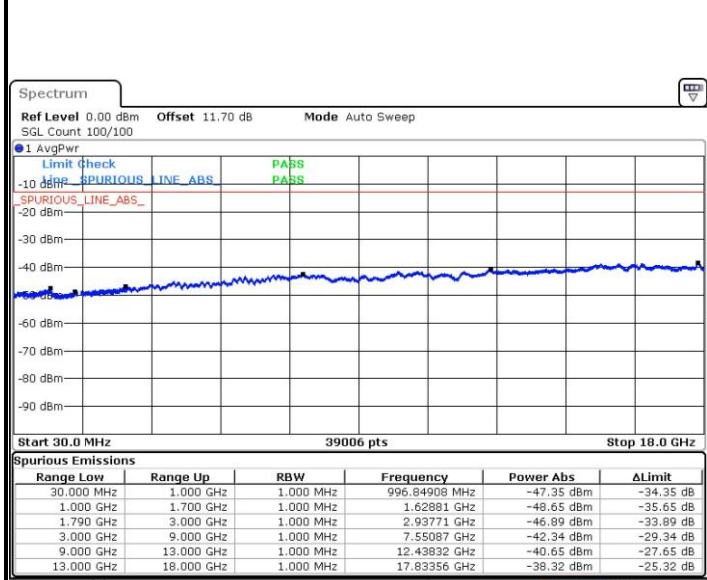
Date: 5.SEP.2018 20:25:42

Middle Channel / 64QAM



Date: 5.SEP.2018 20:26:56

Highest Channel / 64QAM



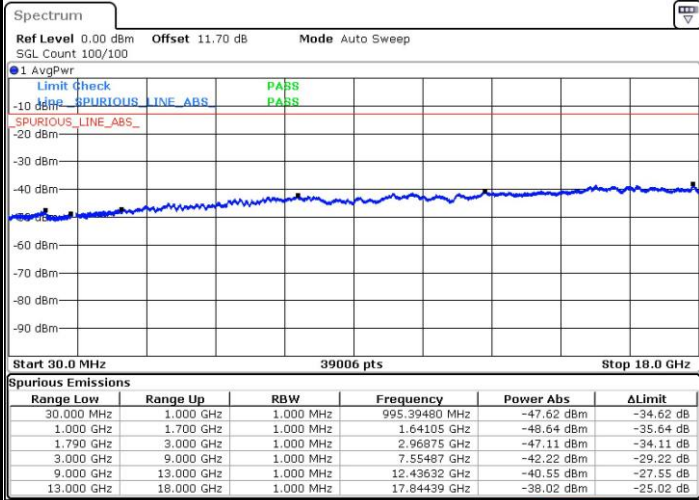
Date: 5.SEP.2018 20:30:30



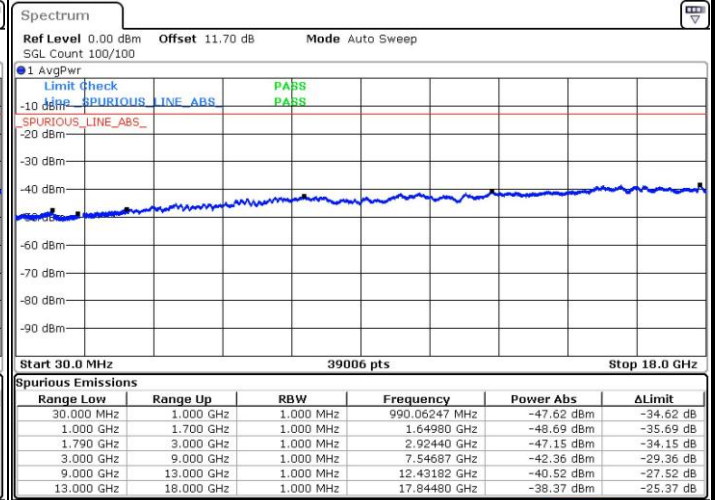
LTE Band 66 / 3MHz

Lowest Channel / 64QAM

Middle Channel / 64QAM

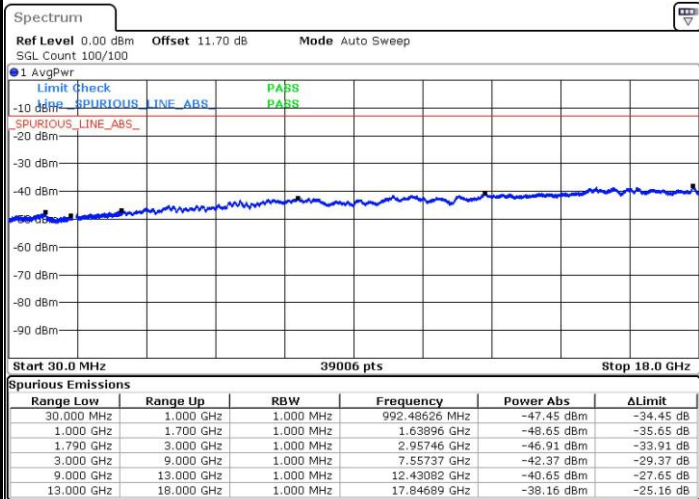


Date: 5.SEP.2018 21:57:43



Date: 5.SEP.2018 21:58:57

Highest Channel / 64QAM



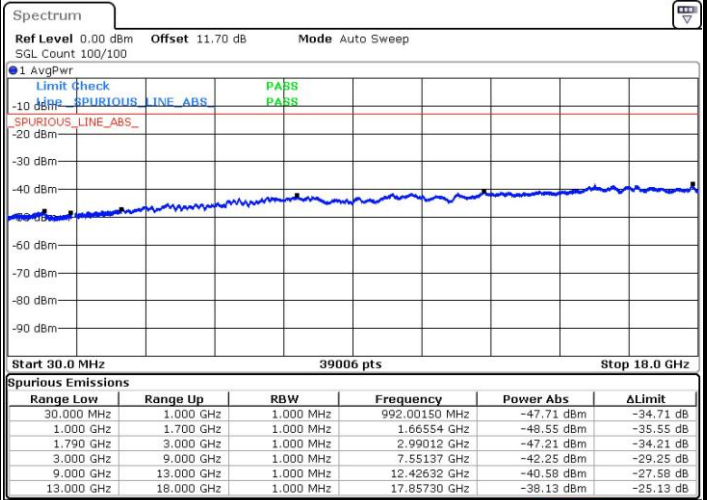
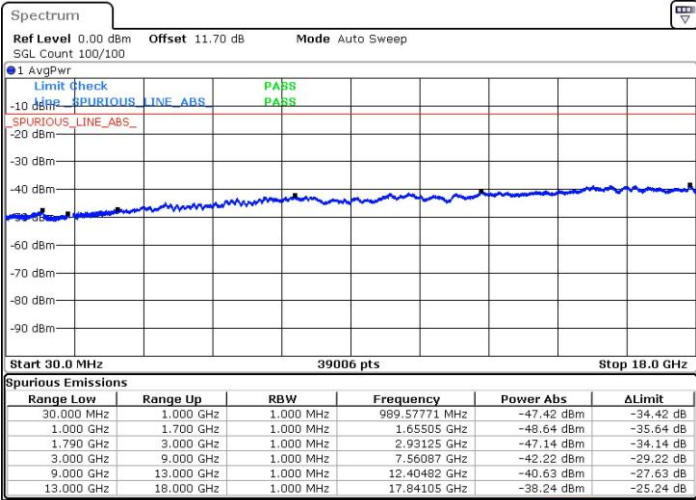
Date: 5.SEP.2018 22:02:30



LTE Band 66 / 5MHz

Lowest Channel / 64QAM

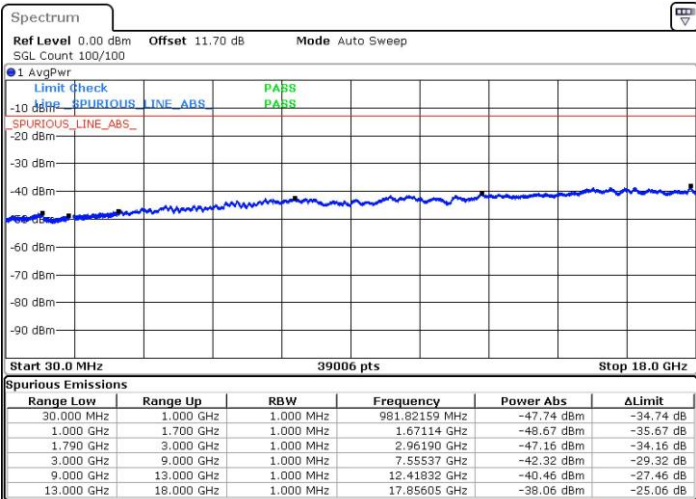
Middle Channel / 64QAM



Date: 5.SEP.2018 22:06:05

Date: 5.SEP.2018 22:07:18

Highest Channel / 64QAM



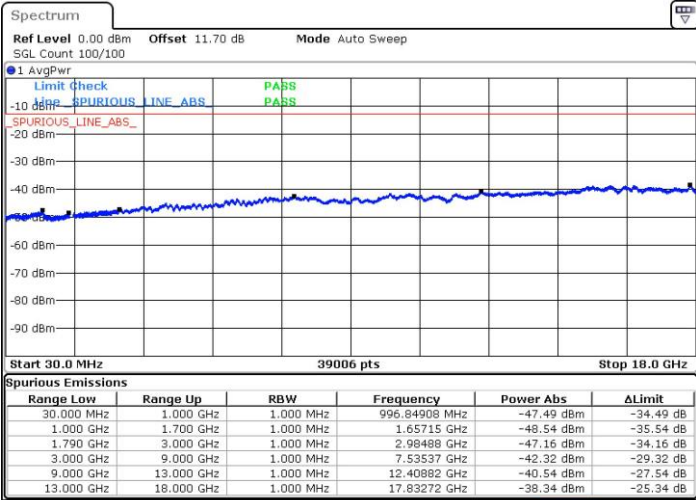
Date: 5.SEP.2018 22:10:53



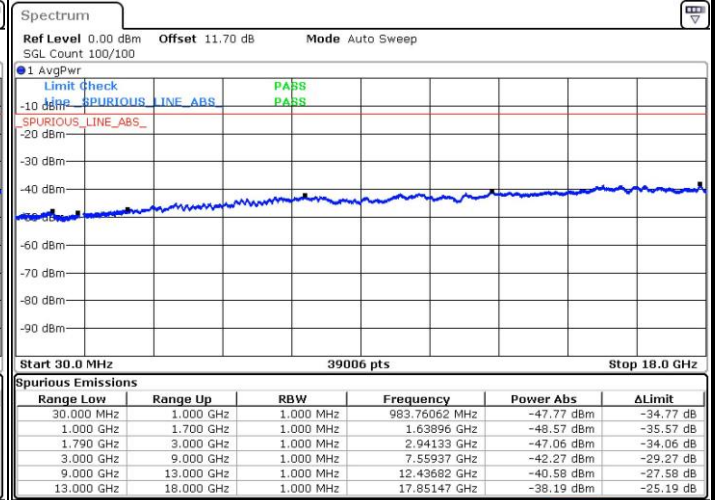
LTE Band 66 / 10MHz

Lowest Channel / 64QAM

Middle Channel / 64QAM

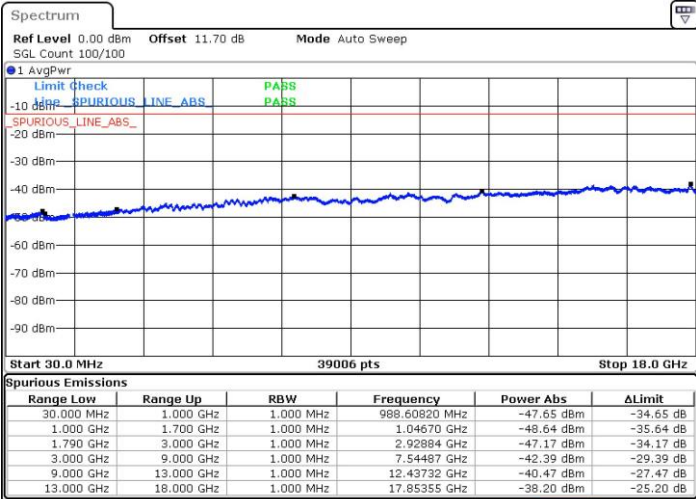


Date: 5.SEP.2018 22:14:26



Date: 5.SEP.2018 22:15:41

Highest Channel / 64QAM



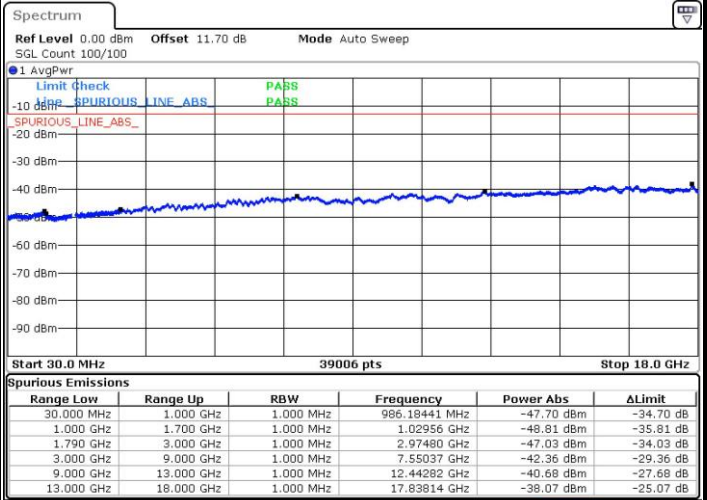
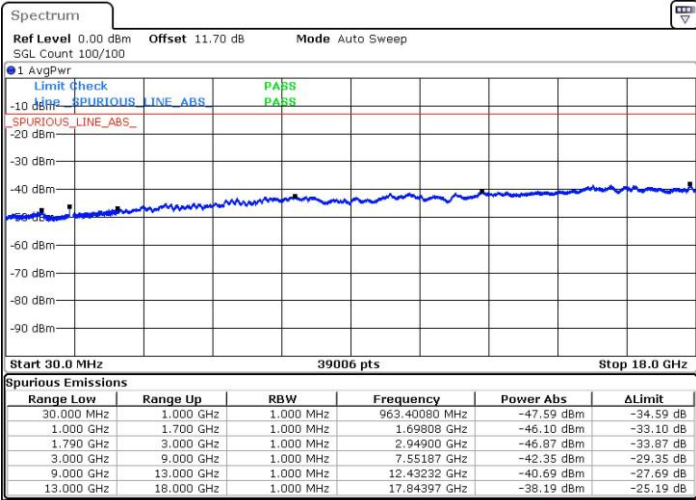
Date: 5.SEP.2018 22:19:14



LTE Band 66 / 15MHz

Lowest Channel / 64QAM

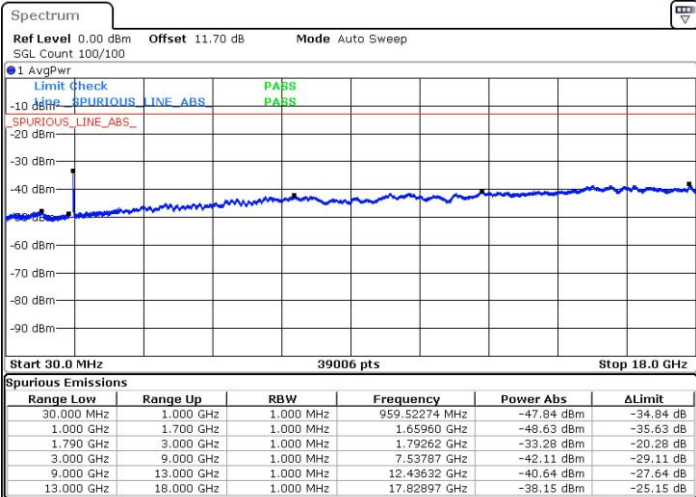
Middle Channel / 64QAM



Date: 5.SEP.2018 22:22:48

Date: 5.SEP.2018 22:24:02

Highest Channel / 64QAM



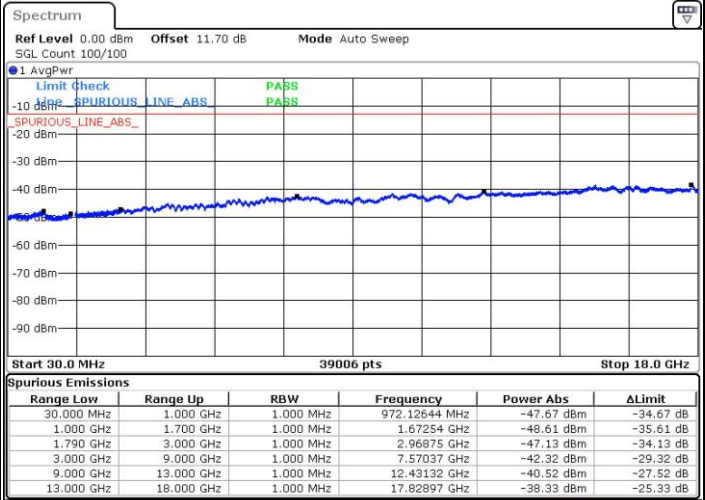
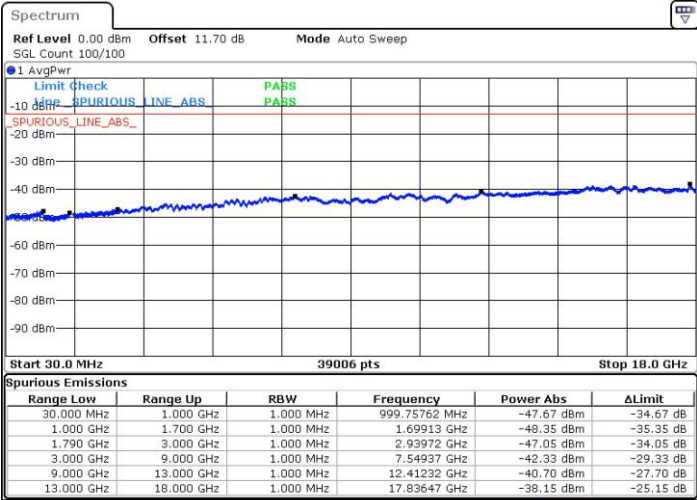
Date: 5.SEP.2018 22:27:36



LTE Band 66 / 20MHz

Lowest Channel / 64QAM

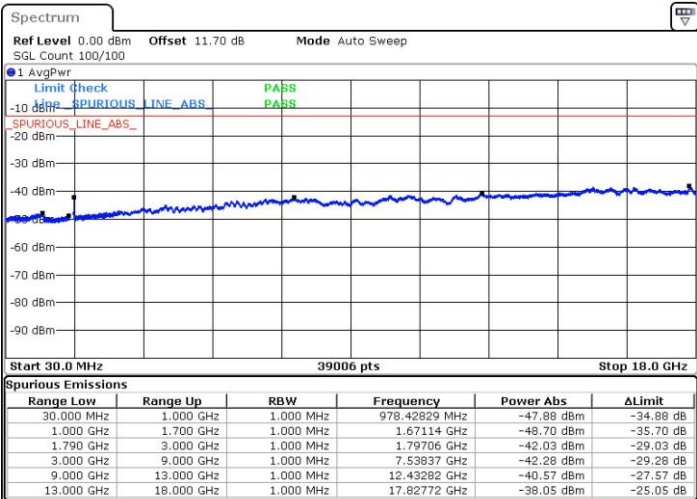
Middle Channel / 64QAM



Date: 5.SEP.2018 22:31:10

Date: 5.SEP.2018 22:32:24

Highest Channel / 64QAM



Date: 5.SEP.2018 22:35:58



Frequency Stability

Test Conditions		LTE Band 66 (QPSK) / Middle Channel	Limit
Temperature (°C)	Voltage (Volt)	BW 10MHz	Note 2.
		Deviation (ppm)	Result
50	Normal Voltage	0.0084	PASS
40	Normal Voltage	0.0012	
30	Normal Voltage	0.0080	
20(Ref.)	Normal Voltage	0.0000	
10	Normal Voltage	0.0079	
0	Normal Voltage	0.0073	
-10	Normal Voltage	0.0014	
-20	Normal Voltage	0.0079	
-30	Normal Voltage	0.0073	
20	Maximum Voltage	0.0009	
20	Normal Voltage	0.0000	
20	Battery End Point	0.0069	

Note:

- 1. Normal Voltage =3.85 V. ; Battery End Point (BEP) =3.5 V. ; Maximum Voltage =4.4 V.
- 2. The frequency fundamental emissions stay within the authorized frequency block.



Appendix B. Test Results of ERP/EIRP and Radiated Test

ERP/EIRP

LTE Band 2 / 1.4MHz (Average) (GT - LC = -2.7 dB)							
Channel	Mode	RB		Conducted		EIRP	
		Size	Offset	Power (dBm)	Power (Watts)	EIRP(dBm)	EIRP(W)
Lowest	QPSK	3	1	22.37	0.1726	19.67	0.0927
Middle		3	1	22.44	0.1754	19.74	0.0942
Highest		3	1	22.54	0.1795	19.84	0.0964
Lowest	16QAM	1	3	21.65	0.1462	18.95	0.0785
Middle		1	3	21.72	0.1486	19.02	0.0798
Highest		1	3	21.77	0.1503	19.07	0.0807
Lowest	64QAM	1	3	21.54	0.1426	18.84	0.0766
Middle		1	3	21.58	0.1439	18.88	0.0773
Highest		1	3	21.70	0.1479	19.00	0.0794
Limit	EIRP < 2W			Result		PASS	

LTE Band 2 / 3MHz (Average) (GT - LC = -2.7 dB)							
Channel	Mode	RB		Conducted		EIRP	
		Size	Offset	Power (dBm)	Power (Watts)	EIRP(dBm)	EIRP(W)
Lowest	QPSK	1	8	22.27	0.1687	19.57	0.0906
Middle		1	8	22.34	0.1714	19.64	0.0920
Highest		1	8	22.44	0.1754	19.74	0.0942
Lowest	16QAM	1	8	21.62	0.1452	18.92	0.0780
Middle		1	8	21.58	0.1439	18.88	0.0773
Highest		1	8	21.76	0.1500	19.06	0.0805
Lowest	64QAM	1	8	21.48	0.1406	18.78	0.0755
Middle		1	8	21.51	0.1416	18.81	0.0760
Highest		1	8	21.64	0.1459	18.94	0.0783
Limit	EIRP < 2W			Result		PASS	

LTE Band 2 / 5MHz (Average) (GT - LC = -2.7 dB)							
Channel	Mode	RB		Conducted		EIRP	
		Size	Offset	Power (dBm)	Power (Watts)	EIRP(dBm)	EIRP(W)
Lowest	QPSK	1	12	22.45	0.1758	19.75	0.0944
Middle		1	12	22.48	0.1770	19.78	0.0951
Highest		1	12	22.54	0.1795	19.84	0.0964
Lowest	16QAM	1	12	21.75	0.1496	19.05	0.0804
Middle		1	12	21.74	0.1493	19.04	0.0802
Highest		1	12	21.88	0.1542	19.18	0.0828
Lowest	64QAM	1	12	21.65	0.1462	18.95	0.0785
Middle		1	12	21.71	0.1483	19.01	0.0796
Highest		1	12	21.80	0.1514	19.10	0.0813
Limit	EIRP < 2W			Result		PASS	



LTE Band 2 / 10MHz (Average) (GT - LC = -2.7 dB)							
Channel	Mode	RB		Conducted		EIRP	
		Size	Offset	Power (dBm)	Power (Watts)	EIRP(dBm)	EIRP(W)
Lowest	QPSK	1	25	22.36	0.1722	19.66	0.0925
Middle		1	25	22.38	0.1730	19.68	0.0929
Highest		1	25	22.53	0.1791	19.83	0.0962
Lowest	16QAM	1	25	21.71	0.1483	19.01	0.0796
Middle		1	25	21.75	0.1496	19.05	0.0804
Highest		1	25	21.83	0.1524	19.13	0.0818
Lowest	64QAM	1	25	21.57	0.1435	18.87	0.0771
Middle		1	25	21.62	0.1452	18.92	0.0780
Highest		1	25	21.73	0.1489	19.03	0.0800
Limit	EIRP < 2W			Result		PASS	

LTE Band 2 / 15MHz (Average) (GT - LC = -2.7 dB)							
Channel	Mode	RB		Conducted		EIRP	
		Size	Offset	Power (dBm)	Power (Watts)	EIRP(dBm)	EIRP(W)
Lowest	QPSK	1	37	22.44	0.1754	19.74	0.0942
Middle		1	37	22.47	0.1766	19.77	0.0948
Highest		1	37	22.45	0.1758	19.75	0.0944
Lowest	16QAM	1	37	21.76	0.1500	19.06	0.0805
Middle		1	37	21.81	0.1517	19.11	0.0815
Highest		1	37	21.87	0.1538	19.17	0.0826
Lowest	64QAM	1	37	21.73	0.1489	19.03	0.0800
Middle		1	37	21.73	0.1489	19.03	0.0800
Highest		1	37	21.70	0.1479	19.00	0.0794
Limit	EIRP < 2W			Result		PASS	

LTE Band 2 / 20MHz (Average) (GT - LC = -2.7 dB)							
Channel	Mode	RB		Conducted		EIRP	
		Size	Offset	Power (dBm)	Power (Watts)	EIRP(dBm)	EIRP(W)
Lowest	QPSK	1	49	22.36	0.1722	19.66	0.0925
Middle		1	49	22.55	0.1799	19.85	0.0966
Highest		1	49	22.45	0.1758	19.75	0.0944
Lowest	16QAM	1	49	21.66	0.1466	18.96	0.0787
Middle		1	49	21.77	0.1503	19.07	0.0807
Highest		1	49	21.70	0.1479	19.00	0.0794
Lowest	64QAM	1	49	21.58	0.1439	18.88	0.0773
Middle		1	49	21.62	0.1452	18.92	0.0780
Highest		1	49	21.59	0.1442	18.89	0.0774
Limit	EIRP < 2W			Result		PASS	



LTE Band 4 / 1.4MHz (Average) (GT - LC = 0 dB)							
Channel	Mode	RB		Conducted		EIRP	
		Size	Offset	Power (dBm)	Power (Watts)	EIRP(dBm)	EIRP(W)
Lowest	QPSK	3	1	21.31	0.1352	21.31	0.1352
Middle		3	1	21.26	0.1337	21.26	0.1337
Highest		3	1	21.19	0.1315	21.19	0.1315
Lowest	16QAM	1	3	20.53	0.1130	20.53	0.1130
Middle		1	3	20.54	0.1132	20.54	0.1132
Highest		1	3	20.44	0.1107	20.44	0.1107
Lowest	64QAM	1	3	20.45	0.1109	20.45	0.1109
Middle		1	3	20.42	0.1102	20.42	0.1102
Highest		1	3	20.35	0.1084	20.35	0.1084
Limit	EIRP < 1W			Result		PASS	

LTE Band 4 / 3MHz (Average) (GT - LC = 0 dB)							
Channel	Mode	RB		Conducted		EIRP	
		Size	Offset	Power (dBm)	Power (Watts)	EIRP(dBm)	EIRP(W)
Lowest	QPSK	1	8	21.20	0.1318	21.20	0.1318
Middle		1	8	21.15	0.1303	21.15	0.1303
Highest		1	8	21.08	0.1282	21.08	0.1282
Lowest	16QAM	1	0	20.45	0.1109	20.45	0.1109
Middle		1	0	20.50	0.1122	20.50	0.1122
Highest		1	0	20.36	0.1086	20.36	0.1086
Lowest	64QAM	1	14	20.35	0.1084	20.35	0.1084
Middle		1	14	20.37	0.1089	20.37	0.1089
Highest		1	14	20.26	0.1062	20.26	0.1062
Limit	EIRP < 1W			Result		PASS	

LTE Band 4 / 5MHz (Average) (GT - LC = 0 dB)							
Channel	Mode	RB		Conducted		EIRP	
		Size	Offset	Power (dBm)	Power (Watts)	EIRP(dBm)	EIRP(W)
Lowest	QPSK	1	12	21.36	0.1368	21.36	0.1368
Middle		1	12	21.34	0.1361	21.34	0.1361
Highest		1	12	21.27	0.1340	21.27	0.1340
Lowest	16QAM	1	12	20.62	0.1153	20.62	0.1153
Middle		1	12	20.67	0.1167	20.67	0.1167
Highest		1	12	20.45	0.1109	20.45	0.1109
Lowest	64QAM	1	12	20.54	0.1132	20.54	0.1132
Middle		1	12	20.51	0.1125	20.51	0.1125
Highest		1	12	20.43	0.1104	20.43	0.1104
Limit	EIRP < 1W			Result		PASS	



LTE Band 4 / 10MHz (Average) (GT - LC = 0 dB)							
Channel	Mode	RB		Conducted		EIRP	
		Size	Offset	Power (dBm)	Power (Watts)	EIRP(dBm)	EIRP(W)
Lowest	QPSK	1	25	21.35	0.1365	21.35	0.1365
Middle		1	25	21.30	0.1349	21.30	0.1349
Highest		1	25	21.20	0.1318	21.20	0.1318
Lowest	16QAM	1	25	20.65	0.1161	20.65	0.1161
Middle		1	25	20.53	0.1130	20.53	0.1130
Highest		1	25	20.47	0.1114	20.47	0.1114
Lowest	64QAM	1	25	20.56	0.1138	20.56	0.1138
Middle		1	25	20.50	0.1122	20.50	0.1122
Highest		1	25	20.42	0.1102	20.42	0.1102
Limit	EIRP < 1W			Result		PASS	

LTE Band 4 / 15MHz (Average) (GT - LC = 0 dB)							
Channel	Mode	RB		Conducted		EIRP	
		Size	Offset	Power (dBm)	Power (Watts)	EIRP(dBm)	EIRP(W)
Lowest	QPSK	1	37	21.31	0.1352	21.31	0.1352
Middle		1	37	21.32	0.1355	21.32	0.1355
Highest		1	37	21.24	0.1330	21.24	0.1330
Lowest	16QAM	1	37	20.62	0.1153	20.62	0.1153
Middle		1	37	20.66	0.1164	20.66	0.1164
Highest		1	37	20.55	0.1135	20.55	0.1135
Lowest	64QAM	1	37	20.59	0.1146	20.59	0.1146
Middle		1	37	20.47	0.1114	20.47	0.1114
Highest		1	37	20.46	0.1112	20.46	0.1112
Limit	EIRP < 1W			Result		PASS	

LTE Band 4 / 20MHz (Average) (GT - LC = 0 dB)							
Channel	Mode	RB		Conducted		EIRP	
		Size	Offset	Power (dBm)	Power (Watts)	EIRP(dBm)	EIRP(W)
Lowest	QPSK	1	49	21.32	0.1355	21.32	0.1355
Middle		1	49	21.47	0.1403	21.47	0.1403
Highest		1	49	21.25	0.1334	21.25	0.1334
Lowest	16QAM	1	49	20.84	0.1213	20.84	0.1213
Middle		1	49	20.62	0.1153	20.62	0.1153
Highest		1	49	20.41	0.1099	20.41	0.1099
Lowest	64QAM	1	49	20.86	0.1219	20.86	0.1219
Middle		1	49	20.78	0.1197	20.78	0.1197
Highest		1	49	20.29	0.1069	20.29	0.1069
Limit	EIRP < 1W			Result		PASS	



LTE Band 5 / 1.4MHz (Average) (GT - LC = -6.9 dB)							
Channel	Mode	RB		Conducted		ERP	
		Size	Offset	Power (dBm)	Power (Watts)	ERP(dBm)	ERP(W)
Lowest	QPSK	3	1	22.29	0.1694	13.24	0.0211
Middle		3	1	22.25	0.1679	13.20	0.0209
Highest		3	1	22.26	0.1683	13.21	0.0209
Lowest	16QAM	1	3	21.55	0.1429	12.50	0.0178
Middle		1	3	21.47	0.1403	12.42	0.0175
Highest		1	3	21.50	0.1413	12.45	0.0176
Lowest	64QAM	1	3	21.46	0.1400	12.41	0.0174
Middle		1	3	21.33	0.1358	12.28	0.0169
Highest		1	3	21.37	0.1371	12.32	0.0171
Limit	ERP < 7W			Result		PASS	

LTE Band 5 / 3MHz (Average) (GT - LC = -6.9 dB)							
Channel	Mode	RB		Conducted		ERP	
		Size	Offset	Power (dBm)	Power (Watts)	ERP(dBm)	ERP(W)
Lowest	QPSK	1	8	22.25	0.1679	13.20	0.0209
Middle		1	8	22.16	0.1644	13.11	0.0205
Highest		1	8	22.16	0.1644	13.11	0.0205
Lowest	16QAM	1	8	21.53	0.1422	12.48	0.0177
Middle		1	8	21.39	0.1377	12.34	0.0171
Highest		1	8	21.46	0.1400	12.41	0.0174
Lowest	64QAM	1	8	21.45	0.1396	12.40	0.0174
Middle		1	8	21.29	0.1346	12.24	0.0167
Highest		1	8	21.32	0.1355	12.27	0.0169
Limit	ERP < 7W			Result		PASS	

LTE Band 5 / 5MHz (Average) (GT - LC = -6.9 dB)							
Channel	Mode	RB		Conducted		ERP	
		Size	Offset	Power (dBm)	Power (Watts)	ERP(dBm)	ERP(W)
Lowest	QPSK	1	12	22.30	0.1698	13.25	0.0211
Middle		1	12	22.32	0.1706	13.27	0.0212
Highest		1	12	22.37	0.1726	13.32	0.0215
Lowest	16QAM	1	12	21.68	0.1472	12.63	0.0183
Middle		1	12	21.55	0.1429	12.50	0.0178
Highest		1	12	21.67	0.1469	12.62	0.0183
Lowest	64QAM	1	12	21.53	0.1422	12.48	0.0177
Middle		1	12	21.45	0.1396	12.40	0.0174
Highest		1	12	21.52	0.1419	12.47	0.0177
Limit	ERP < 7W			Result		PASS	



LTE Band 5 / 10MHz (Average) (GT - LC = -6.9 dB)							
Channel	Mode	RB		Conducted		ERP	
		Size	Offset	Power (dBm)	Power (Watts)	ERP(dBm)	ERP(W)
Lowest	QPSK	1	25	22.38	0.1730	13.33	0.0215
Middle		1	25	22.24	0.1675	13.19	0.0208
Highest		1	25	22.25	0.1679	13.20	0.0209
Lowest	16QAM	1	25	21.60	0.1445	12.55	0.0180
Middle		1	25	21.54	0.1426	12.49	0.0177
Highest		1	25	21.57	0.1435	12.52	0.0179
Lowest	64QAM	1	25	21.46	0.1400	12.41	0.0174
Middle		1	25	21.38	0.1374	12.33	0.0171
Highest		1	25	21.47	0.1403	12.42	0.0175
Limit	ERP < 7W			Result		PASS	



LTE Band 7 / 5MHz (Average) (GT - LC = -0.9 dB)							
Channel	Mode	RB		Conducted		EIRP	
		Size	Offset	Power (dBm)	Power (Watts)	EIRP(dBm)	EIRP(W)
Lowest	QPSK	1	12	22.51	0.1782	21.61	0.1449
Middle		1	12	22.57	0.1807	21.67	0.1469
Highest		1	12	22.56	0.1803	21.66	0.1466
Lowest	16QAM	1	12	21.73	0.1489	20.83	0.1211
Middle		1	12	21.84	0.1528	20.94	0.1242
Highest		1	12	21.94	0.1563	21.04	0.1271
Lowest	64QAM	1	12	21.65	0.1462	20.75	0.1189
Middle		1	12	21.77	0.1503	20.87	0.1222
Highest		1	12	21.88	0.1542	20.98	0.1253
Limit	EIRP < 2W			Result		PASS	

LTE Band 7 / 10MHz (Average) (GT - LC = -0.9 dB)							
Channel	Mode	RB		Conducted		EIRP	
		Size	Offset	Power (dBm)	Power (Watts)	EIRP(dBm)	EIRP(W)
Lowest	QPSK	1	25	22.43	0.1750	21.53	0.1422
Middle		1	25	22.50	0.1778	21.60	0.1445
Highest		1	25	22.59	0.1816	21.69	0.1476
Lowest	16QAM	1	25	21.65	0.1462	20.75	0.1189
Middle		1	25	21.76	0.1500	20.86	0.1219
Highest		1	25	21.88	0.1542	20.98	0.1253
Lowest	64QAM	1	25	21.53	0.1422	20.63	0.1156
Middle		1	25	21.62	0.1452	20.72	0.1180
Highest		1	25	21.80	0.1514	20.90	0.1230
Limit	EIRP < 2W			Result		PASS	

LTE Band 7 / 15MHz (Average) (GT - LC = -0.9 dB)							
Channel	Mode	RB		Conducted		EIRP	
		Size	Offset	Power (dBm)	Power (Watts)	EIRP(dBm)	EIRP(W)
Lowest	QPSK	1	37	22.44	0.1754	21.54	0.1426
Middle		1	37	22.58	0.1811	21.68	0.1472
Highest		1	37	22.64	0.1837	21.74	0.1493
Lowest	16QAM	1	37	21.70	0.1479	20.80	0.1202
Middle		1	37	21.86	0.1535	20.96	0.1247
Highest		1	37	21.97	0.1574	21.07	0.1279
Lowest	64QAM	1	37	21.53	0.1422	20.63	0.1156
Middle		1	37	21.68	0.1472	20.78	0.1197
Highest		1	37	21.82	0.1521	20.92	0.1236
Limit	EIRP < 2W			Result		PASS	



LTE Band 7 / 20MHz (Average) (GT - LC = -0.9 dB)							
Channel	Mode	RB		Conducted		EIRP	
		Size	Offset	Power (dBm)	Power (Watts)	EIRP(dBm)	EIRP(W)
Lowest	QPSK	1	49	22.28	0.1690	21.38	0.1374
Middle		1	49	22.46	0.1762	21.56	0.1432
Highest		1	49	22.65	0.1841	21.75	0.1496
Lowest	16QAM	1	49	21.58	0.1439	20.68	0.1169
Middle		1	49	21.73	0.1489	20.83	0.1211
Highest		1	49	21.79	0.1510	20.89	0.1227
Lowest	64QAM	1	49	21.46	0.1400	20.56	0.1138
Middle		1	49	21.65	0.1462	20.75	0.1189
Highest		1	49	21.70	0.1479	20.80	0.1202
Limit	EIRP < 2W			Result		PASS	



LTE Band 12 / 1.4MHz (Average) (GT - LC = -14.6 dB)							
Channel	Mode	RB		Conducted		ERP	
		Size	Offset	Power (dBm)	Power (Watts)	ERP(dBm)	ERP(W)
Lowest	QPSK	3	1	22.40	0.1738	5.65	0.0037
Middle		3	1	22.35	0.1718	5.60	0.0036
Highest		3	1	22.38	0.1730	5.63	0.0037
Lowest	16QAM	1	3	21.52	0.1419	4.77	0.0030
Middle		1	3	21.48	0.1406	4.73	0.0030
Highest		1	3	21.47	0.1403	4.72	0.0030
Lowest	64QAM	1	3	21.43	0.1390	4.68	0.0029
Middle		1	3	21.39	0.1377	4.64	0.0029
Highest		1	3	21.41	0.1384	4.66	0.0029
Limit	ERP < 3W			Result		PASS	

LTE Band 12 / 3MHz (Average) (GT - LC = -14.6 dB)							
Channel	Mode	RB		Conducted		ERP	
		Size	Offset	Power (dBm)	Power (Watts)	ERP(dBm)	ERP(W)
Lowest	QPSK	1	14	22.29	0.1694	5.54	0.0036
Middle		1	14	22.23	0.1671	5.48	0.0035
Highest		1	14	22.24	0.1675	5.49	0.0035
Lowest	16QAM	1	14	21.48	0.1406	4.73	0.0030
Middle		1	14	21.40	0.1380	4.65	0.0029
Highest		1	14	21.39	0.1377	4.64	0.0029
Lowest	64QAM	1	0	21.40	0.1380	4.65	0.0029
Middle		1	0	21.32	0.1355	4.57	0.0029
Highest		1	0	21.30	0.1349	4.55	0.0029
Limit	ERP < 3W			Result		PASS	

LTE Band 12 / 5MHz (Average) (GT - LC = -14.6 dB)							
Channel	Mode	RB		Conducted		ERP	
		Size	Offset	Power (dBm)	Power (Watts)	ERP(dBm)	ERP(W)
Lowest	QPSK	1	12	22.45	0.1758	5.70	0.0037
Middle		1	12	22.43	0.1750	5.68	0.0037
Highest		1	12	22.40	0.1738	5.65	0.0037
Lowest	16QAM	1	12	21.67	0.1469	4.92	0.0031
Middle		1	12	21.58	0.1439	4.83	0.0030
Highest		1	12	21.62	0.1452	4.87	0.0031
Lowest	64QAM	1	12	21.62	0.1452	4.87	0.0031
Middle		1	12	21.51	0.1416	4.76	0.0030
Highest		1	12	21.51	0.1416	4.76	0.0030
Limit	ERP < 3W			Result		PASS	



LTE Band 12 / 10MHz (Average) (GT - LC = -14.6 dB)							
Channel	Mode	RB		Conducted		ERP	
		Size	Offset	Power (dBm)	Power (Watts)	ERP(dBm)	ERP(W)
Lowest	QPSK	1	25	22.46	0.1762	5.71	0.0037
Middle		1	25	22.37	0.1726	5.62	0.0036
Highest		1	25	22.36	0.1722	5.61	0.0036
Lowest	16QAM	1	25	21.56	0.1432	4.81	0.0030
Middle		1	25	21.57	0.1435	4.82	0.0030
Highest		1	25	21.56	0.1432	4.81	0.0030
Lowest	64QAM	1	25	21.50	0.1413	4.75	0.0030
Middle		1	25	21.47	0.1403	4.72	0.0030
Highest		1	25	21.46	0.1400	4.71	0.0030
Limit	ERP < 3W			Result		PASS	



LTE Band 13 / 5MHz (Average) (GT - LC = -10 dB)							
Channel	Mode	RB		Conducted		ERP	
		Size	Offset	Power (dBm)	Power (Watts)	ERP(dBm)	ERP(W)
Lowest	QPSK	1	12	22.45	0.1758	10.30	0.0107
Middle		1	12	22.47	0.1766	10.32	0.0108
Highest		1	12	22.47	0.1766	10.32	0.0108
Lowest	16QAM	1	12	21.76	0.1500	9.61	0.0091
Middle		1	12	21.83	0.1524	9.68	0.0093
Highest		1	12	21.88	0.1542	9.73	0.0094
Lowest	64QAM	1	12	21.64	0.1459	9.49	0.0089
Middle		1	12	21.74	0.1493	9.59	0.0091
Highest		1	12	21.73	0.1489	9.58	0.0091
Limit	ERP < 3W			Result		PASS	

LTE Band 13 / 10MHz (Average) (GT - LC = -10 dB)							
Channel	Mode	RB		Conducted		ERP	
		Size	Offset	Power (dBm)	Power (Watts)	ERP(dBm)	ERP(W)
Lowest	QPSK	-	-	-	-	-	-
Middle		1	25	22.43	0.1750	10.28	0.0107
Highest		-	-	-	-	-	-
Lowest	16QAM	-	-	-	-	-	-
Middle		1	25	21.79	0.1510	9.64	0.0092
Highest		-	-	-	-	-	-
Lowest	64QAM	-	-	-	-	-	-
Middle		1	25	21.68	0.1472	9.53	0.0090
Highest		-	-	-	-	-	-
Limit	ERP < 3W			Result		PASS	



LTE Band 17 / 5MHz (Average) (GT - LC = -14.6 dB)							
Channel	Mode	RB		Conducted		ERP	
		Size	Offset	Power (dBm)	Power (Watts)	ERP(dBm)	ERP(W)
Lowest	QPSK	1	12	22.37	0.1726	5.62	0.0036
Middle		1	12	22.40	0.1738	5.65	0.0037
Highest		1	12	22.34	0.1714	5.59	0.0036
Lowest	16QAM	1	12	21.60	0.1445	4.85	0.0031
Middle		1	12	21.63	0.1455	4.88	0.0031
Highest		1	12	21.56	0.1432	4.81	0.0030
Lowest	64QAM	1	12	21.51	0.1416	4.76	0.0030
Middle		1	12	21.58	0.1439	4.83	0.0030
Highest		1	12	21.51	0.1416	4.76	0.0030
Limit	ERP < 3W			Result		PASS	

LTE Band 17 / 10MHz (Average) (GT - LC = -14.6 dB)							
Channel	Mode	RB		Conducted		ERP	
		Size	Offset	Power (dBm)	Power (Watts)	ERP(dBm)	ERP(W)
Lowest	QPSK	1	25	22.34	0.1714	5.59	0.0036
Middle		1	25	22.35	0.1718	5.60	0.0036
Highest		1	25	22.41	0.1742	5.66	0.0037
Lowest	16QAM	1	25	21.53	0.1422	4.78	0.0030
Middle		1	25	21.59	0.1442	4.84	0.0030
Highest		1	25	21.61	0.1449	4.86	0.0031
Lowest	64QAM	1	25	21.45	0.1396	4.70	0.0030
Middle		1	25	21.51	0.1416	4.76	0.0030
Highest		1	25	21.48	0.1406	4.73	0.0030
Limit	ERP < 3W			Result		PASS	



LTE Band 38 / 5MHz (Peak) (GT - LC = -2.6 dB)							
Channel	Mode	RB		Conducted		EIRP	
		Size	Offset	Power (dBm)	Power (Watts)	EIRP(dBm)	EIRP(W)
Lowest	QPSK	1	12	22.74	0.1879	20.14	0.1033
Middle		1	12	22.86	0.1932	20.26	0.1062
Highest		1	12	22.85	0.1928	20.25	0.1059
Lowest	16QAM	1	12	21.90	0.1549	19.30	0.0851
Middle		1	12	22.01	0.1589	19.41	0.0873
Highest		1	12	21.94	0.1563	19.34	0.0859
Lowest	64QAM	1	12	21.64	0.1459	19.04	0.0802
Middle		1	12	21.74	0.1493	19.14	0.0820
Highest		1	12	21.70	0.1479	19.10	0.0813
Limit	EIRP < 2W			Result		PASS	

LTE Band 38 / 10MHz (Peak) (GT - LC = -2.6 dB)							
Channel	Mode	RB		Conducted		EIRP	
		Size	Offset	Power (dBm)	Power (Watts)	EIRP(dBm)	EIRP(W)
Lowest	QPSK	1	25	22.75	0.1884	20.15	0.1035
Middle		1	25	22.81	0.1910	20.21	0.1050
Highest		1	25	22.89	0.1945	20.29	0.1069
Lowest	16QAM	1	25	21.87	0.1538	19.27	0.0845
Middle		1	25	21.92	0.1556	19.32	0.0855
Highest		1	25	21.97	0.1574	19.37	0.0865
Lowest	64QAM	1	25	21.58	0.1439	18.98	0.0791
Middle		1	25	21.69	0.1476	19.09	0.0811
Highest		1	25	21.72	0.1486	19.12	0.0817
Limit	EIRP < 2W			Result		PASS	

LTE Band 38 / 15MHz (Peak) (GT - LC = -2.6 dB)							
Channel	Mode	RB		Conducted		EIRP	
		Size	Offset	Power (dBm)	Power (Watts)	EIRP(dBm)	EIRP(W)
Lowest	QPSK	1	37	22.75	0.1884	20.15	0.1035
Middle		1	37	22.77	0.1892	20.17	0.1040
Highest		1	37	22.77	0.1892	20.17	0.1040
Lowest	16QAM	1	37	21.90	0.1549	19.30	0.0851
Middle		1	37	21.91	0.1552	19.31	0.0853
Highest		1	37	21.87	0.1538	19.27	0.0845
Lowest	64QAM	1	37	21.62	0.1452	19.02	0.0798
Middle		1	37	21.67	0.1469	19.07	0.0807
Highest		1	37	21.64	0.1459	19.04	0.0802
Limit	EIRP < 2W			Result		PASS	



LTE Band 38 / 20MHz (Peak) (GT - LC = -2.6 dB)							
Channel	Mode	RB		Conducted		EIRP	
		Size	Offset	Power (dBm)	Power (Watts)	EIRP(dBm)	EIRP(W)
Lowest	QPSK	1	49	22.84	0.1923	20.24	0.1057
Middle		1	49	22.83	0.1919	20.23	0.1054
Highest		1	49	22.90	0.1950	20.30	0.1072
Lowest	16QAM	1	49	21.98	0.1578	19.38	0.0867
Middle		1	49	22.02	0.1592	19.42	0.0875
Highest		1	49	21.95	0.1567	19.35	0.0861
Lowest	64QAM	1	49	21.71	0.1483	19.11	0.0815
Middle		1	49	21.77	0.1503	19.17	0.0826
Highest		1	49	21.73	0.1489	19.13	0.0818
Limit	EIRP < 2W			Result		PASS	



LTE Band 66 / 1.4MHz (Average) (GT - LC = -1.8 dB)							
Channel	Mode	RB		Conducted		EIRP	
		Size	Offset	Power (dBm)	Power (Watts)	EIRP(dBm)	EIRP(W)
Lowest	QPSK	3	1	21.46	0.1400	19.66	0.0925
Middle		3	1	21.51	0.1416	19.71	0.0935
Highest		3	1	21.49	0.1409	19.69	0.0931
Lowest	16QAM	1	3	20.68	0.1169	18.88	0.0773
Middle		1	3	20.80	0.1202	19.00	0.0794
Highest		1	3	20.59	0.1146	18.79	0.0757
Lowest	64QAM	1	3	20.58	0.1143	18.78	0.0755
Middle		1	3	20.68	0.1169	18.88	0.0773
Highest		1	3	20.46	0.1112	18.66	0.0735
Limit	EIRP < 1W			Result		PASS	

LTE Band 66 / 3MHz (Average) (GT - LC = -1.8 dB)							
Channel	Mode	RB		Conducted		EIRP	
		Size	Offset	Power (dBm)	Power (Watts)	EIRP(dBm)	EIRP(W)
Lowest	QPSK	1	8	21.38	0.1374	19.58	0.0908
Middle		1	8	21.42	0.1387	19.62	0.0916
Highest		1	8	21.34	0.1361	19.54	0.0899
Lowest	16QAM	1	0	20.58	0.1143	18.78	0.0755
Middle		1	0	20.71	0.1178	18.91	0.0778
Highest		1	0	20.53	0.1130	18.73	0.0746
Lowest	64QAM	1	8	20.52	0.1127	18.72	0.0745
Middle		1	8	20.43	0.1104	18.63	0.0729
Highest		1	8	20.22	0.1052	18.42	0.0695
Limit	EIRP < 1W			Result		PASS	

LTE Band 66 / 5MHz (Average) (GT - LC = -1.8 dB)							
Channel	Mode	RB		Conducted		EIRP	
		Size	Offset	Power (dBm)	Power (Watts)	EIRP(dBm)	EIRP(W)
Lowest	QPSK	1	12	21.56	0.1432	19.76	0.0946
Middle		1	12	21.57	0.1435	19.77	0.0948
Highest		1	12	21.55	0.1429	19.75	0.0944
Lowest	16QAM	1	12	20.84	0.1213	19.04	0.0802
Middle		1	12	20.87	0.1222	19.07	0.0807
Highest		1	12	20.70	0.1175	18.90	0.0776
Lowest	64QAM	1	12	20.38	0.1091	18.58	0.0721
Middle		1	12	20.28	0.1067	18.48	0.0705
Highest		1	12	20.06	0.1014	18.26	0.0670
Limit	EIRP < 1W			Result		PASS	



LTE Band 66 / 10MHz (Average) (GT - LC = -1.8 dB)							
Channel	Mode	RB		Conducted		EIRP	
		Size	Offset	Power (dBm)	Power (Watts)	EIRP(dBm)	EIRP(W)
Lowest	QPSK	1	0	21.56	0.1432	19.76	0.0946
Middle		1	0	21.43	0.1390	19.63	0.0918
Highest		1	0	21.33	0.1358	19.53	0.0897
Lowest	16QAM	1	25	20.73	0.1183	18.93	0.0782
Middle		1	25	20.78	0.1197	18.98	0.0791
Highest		1	25	20.62	0.1153	18.82	0.0762
Lowest	64QAM	1	25	20.65	0.1161	18.85	0.0767
Middle		1	25	20.67	0.1167	18.87	0.0771
Highest		1	25	20.62	0.1153	18.82	0.0762
Limit	EIRP < 1W			Result		PASS	

LTE Band 66 / 15MHz (Average) (GT - LC = -1.8 dB)							
Channel	Mode	RB		Conducted		EIRP	
		Size	Offset	Power (dBm)	Power (Watts)	EIRP(dBm)	EIRP(W)
Lowest	QPSK	1	37	21.54	0.1426	19.74	0.0942
Middle		1	37	21.59	0.1442	19.79	0.0953
Highest		1	37	21.52	0.1419	19.72	0.0938
Lowest	16QAM	1	37	20.78	0.1197	18.98	0.0791
Middle		1	37	20.88	0.1225	19.08	0.0809
Highest		1	37	20.73	0.1183	18.93	0.0782
Lowest	64QAM	1	37	20.70	0.1175	18.90	0.0776
Middle		1	37	20.76	0.1191	18.96	0.0787
Highest		1	37	20.63	0.1156	18.83	0.0764
Limit	EIRP < 1W			Result		PASS	

LTE Band 66 / 20MHz (Average) (GT - LC = -1.8 dB)							
Channel	Mode	RB		Conducted		EIRP	
		Size	Offset	Power (dBm)	Power (Watts)	EIRP(dBm)	EIRP(W)
Lowest	QPSK	1	49	21.68	0.1472	19.88	0.0973
Middle		1	49	21.71	0.1483	19.91	0.0979
Highest		1	49	21.60	0.1445	19.80	0.0955
Lowest	16QAM	1	49	20.95	0.1245	19.15	0.0822
Middle		1	49	21.00	0.1259	19.20	0.0832
Highest		1	49	20.88	0.1225	19.08	0.0809
Lowest	64QAM	1	49	20.89	0.1227	19.09	0.0811
Middle		1	49	20.90	0.1230	19.10	0.0813
Highest		1	49	20.79	0.1199	18.99	0.0793
Limit	EIRP < 1W			Result		PASS	



Radiated Spurious Emission

LTE Band 2

LTE Band 2 / 20MHz / QPSK									
Channel	Frequency (MHz)	EIRP (dBm)	Limit (dBm)	Over Limit (dB)	SPA Reading (dBm)	S.G. Power (dBm)	TX Cable loss (dB)	TX Antenna Gain (dBi)	Polarization (H/V)
Lowest	3720	-47.48	-13	-34.48	-68.43	-54.07	1.67	8.26	H
	5580	-37.63	-13	-24.63	-62.97	-44.69	2.67	9.73	H
	7440	-41.83	-13	-28.83	-69.03	-51.06	2.45	11.68	H
	9304	-39.83	-13	-26.83	-70.55	-49.86	2.55	12.58	H
									H
									H
									H
	3720	-42.60	-13	-29.60	-63.55	-49.19	1.67	8.26	V
	5580	-44.32	-13	-31.32	-69.64	-51.38	2.67	9.73	V
	7440	-45.05	-13	-32.05	-72.47	-54.28	2.45	11.68	V
	9304	-35.81	-13	-22.81	-66.94	-45.84	2.55	12.58	V
									V
									V
									V



Middle	3762	-45.66	-13	-32.66	-66.57	-52.29	1.69	8.31	H
	5640	-38.79	-13	-25.79	-64.29	-45.84	2.71	9.76	H
	7518	-39.50	-13	-26.50	-66.77	-48.89	2.42	11.81	H
	9399	-38.97	-13	-25.97	-69.96	-48.94	2.57	12.54	H
									H
									H
									H
	3762	-41.33	-13	-28.33	-62.26	-47.96	1.69	8.31	V
	5640	-43.43	-13	-30.43	-68.91	-50.48	2.71	9.76	V
	7518	-43.73	-13	-30.73	-71.24	-53.12	2.42	11.81	V
	9399	-33.20	-13	-20.20	-64.59	-43.17	2.57	12.54	V
									V
									V
									V
Highest	3798	-49.73	-13	-36.73	-70.6	-56.39	1.70	8.36	H
	5700	-36.15	-13	-23.15	-61.76	-43.19	2.74	9.78	H
	7602	-37.83	-13	-24.83	-65.33	-47.29	2.40	11.86	H
	9504	-39.11	-13	-26.11	-70.28	-49.02	2.59	12.50	H
									H
									H
									H
	3798	-44.29	-13	-31.29	-65.21	-50.95	1.70	8.36	V
	5700	-40.27	-13	-27.27	-65.87	-47.31	2.74	9.78	V
	7602	-42.45	-13	-29.45	-70.21	-51.91	2.40	11.86	V
	9504	-32.24	-13	-19.24	-63.8	-42.15	2.59	12.50	V
									V
									V
									V
								V	

Remark: Spurious emissions within 30-1000MHz were found more than 20dB below limit line.



LTE Band 4

LTE Band 4 / 20MHz / QPSK									
Channel	Frequency (MHz)	EIRP (dBm)	Limit (dBm)	Over Limit (dB)	SPA Reading (dBm)	S.G. Power (dBm)	TX Cable loss (dB)	TX Antenna Gain (dBi)	Polarization (H/V)
Lowest	3440	-46.39	-13	-33.39	-67.04	-52.54	1.59	7.74	H
	5160	-39.68	-13	-26.68	-63.74	-46.95	2.43	9.70	H
	6882	-38.66	-13	-25.66	-65.28	-46.69	2.63	10.66	H
	8598	-38.54	-13	-25.54	-67.41	-48.68	2.40	12.54	H
									H
									H
									H
	3440	-43.57	-13	-30.57	-64.21	-49.72	1.59	7.74	V
	5160	-39.48	-13	-26.48	-63.4	-46.75	2.43	9.70	V
	6882	-43.08	-13	-30.08	-69.65	-51.11	2.63	10.66	V
	8598	-36.83	-13	-23.83	-66.08	-46.97	2.40	12.54	V
									V
									V
									V
Middle	3465	-44.31	-13	-31.31	-64.99	-50.56	1.59	7.85	H
	5196	-40.77	-13	-27.77	-64.94	-48.02	2.45	9.70	H
	6930	-40.34	-13	-27.34	-66.99	-48.44	2.61	10.72	H
	8664	-37.52	-13	-24.52	-66.5	-47.68	2.41	12.57	H
									H
									H
									H
	3465	-41.81	-13	-28.81	-62.47	-48.06	1.59	7.85	V
	5196	-41.07	-13	-28.07	-65.08	-48.32	2.45	9.70	V
	6930	-44.11	-13	-31.11	-70.73	-52.21	2.61	10.72	V
	8664	-32.78	-13	-19.78	-62.13	-42.94	2.41	12.57	V
									V
									V
									V



Highest	3490	-41.28	-13	-28.28	-62.07	-47.63	1.60	7.96	H
	5232	-35.26	-13	-22.26	-59.42	-42.49	2.47	9.70	H
	6978	-33.68	-13	-20.68	-60.33	-41.86	2.60	10.77	H
	8724	-61.98	-13	-48.98	-61.11	-72.15	2.42	12.59	H
									H
									H
									H
	3490	-39.88	-13	-26.88	-60.54	-46.23	1.60	7.96	V
	5232	-32.78	-13	-19.78	-56.92	-40.01	2.47	9.70	V
	6978	-37.94	-13	-24.94	-64.69	-46.12	2.60	10.77	V
	8724	-28.16	-13	-15.16	-57.59	-38.33	2.42	12.59	V
									V
									V
									V

Remark: Spurious emissions within 30-1000MHz were found more than 20dB below limit line.



LTE Band 66

LTE Band 66 / 5MHz / QPSK									
Channel	Frequency (MHz)	EIRP (dBm)	Limit (dBm)	Over Limit (dB)	SPA Reading (dBm)	S.G. Power (dBm)	TX Cable loss (dB)	TX Antenna Gain (dBi)	Polarization (H/V)
Lowest	3426	-44.85	-13	-31.85	-65.78	-50.94	1.58	7.67	H
	5136	-36.08	-13	-23.08	-60.35	-43.36	2.42	9.70	H
	6852	-33.64	-13	-20.64	-60.54	-41.62	2.64	10.62	H
	8562	-32.98	-13	-19.98	-62.08	-43.12	2.39	12.52	H
									H
									H
									H
	3426	-41.12	-13	-28.12	-62	-47.21	1.58	7.67	V
	5136	-35.09	-13	-22.09	-59.21	-42.37	2.42	9.70	V
	6852	-39.26	-13	-26.26	-66.04	-47.24	2.64	10.62	V
	8562	-29.74	-13	-16.74	-59.14	-39.88	2.39	12.52	V
									V
									V
									V
Middle	3492	-41.89	-13	-28.89	-63.06	-48.25	1.60	7.96	H
	5232	-34.41	-13	-21.41	-58.85	-41.64	2.47	9.70	H
	6978	-32.93	-13	-19.93	-59.92	-41.11	2.60	10.77	H
	8724	-31.45	-13	-18.45	-60.86	-41.62	2.42	12.59	H
									H
									H
									H
	3492	-39.03	-13	-26.03	-60	-45.39	1.60	7.96	V
	5232	-32.64	-13	-19.64	-57.05	-39.87	2.47	9.70	V
	6978	-38.38	-13	-25.38	-65.31	-46.56	2.60	10.77	V
	8724	-27.85	-13	-14.85	-57.59	-38.02	2.42	12.59	V
									V
									V
									V



Highest	3552	-46.62	-13	-33.62	-67.73	-53.06	1.62	8.06	H
	5334	-41.88	-13	-28.88	-66.66	-49.05	2.53	9.70	H
	7110	-34.75	-13	-21.75	-61.89	-43.21	2.56	11.02	H
	8886	-35.66	-13	-22.66	-65.22	-45.86	2.46	12.65	H
									H
									H
									H
	3552	-42.38	-13	-29.38	-63.3	-48.82	1.62	8.06	V
	5334	-37.29	-13	-24.29	-61.96	-44.46	2.53	9.70	V
	7110	-40.59	-13	-27.59	-67.71	-49.05	2.56	11.02	V
	8886	-35.43	-13	-22.43	-65.54	-45.63	2.46	12.65	V
									V
									V
									V

Remark: Spurious emissions within 30-1000MHz were found more than 20dB below limit line.



LTE Band 5

LTE Band 5 / 10MHz / QPSK										
Channel	Frequency (MHz)	ERP (dBm)	Limit (dBm)	Over Limit (dB)	SPA Reading (dBm)	S.G. Power (dBm)	TX Cable loss (dB)	TX Antenna Gain (dBi)	Polarization (H/V)	
Lowest	1656	-56.53	-13	-43.53	-69.01	-58.26	0.98	4.86	H	
	2488	-55.26	-13	-42.26	-72.86	-57.19	1.29	5.36	H	
	3320	-56.90	-13	-43.90	-76.6	-60.41	1.55	7.21	H	
	4144	-54.92	-13	-41.92	-75.77	-59.55	1.84	8.63	H	
	4976	-45.59	-13	-32.59	-69.22	-50.77	2.32	9.65	H	
										H
										H
	1656	-49.28	-13	-36.28	-62.23	-51.01	0.98	4.86	V	
	2488	-55.00	-13	-42.00	-73.05	-56.93	1.29	5.36	V	
	3320	-54.25	-13	-41.25	-74.23	-57.76	1.55	7.21	V	
	4144	-53.39	-13	-40.39	-74.38	-58.02	1.84	8.63	V	
	4976	-44.56	-13	-31.56	-68	-49.74	2.32	9.65	V	
										V
										V
Middle	1672	-57.62	-13	-44.62	-70.24	-59.3	0.99	4.82	H	
	2512	-56.63	-13	-43.63	-74.25	-58.6	1.29	5.41	H	
	3344	-57.99	-13	-44.99	-77.85	-61.6	1.56	7.31	H	
	5016	-49.05	-13	-36.05	-72.78	-54.25	2.35	9.70	H	
										H
										H
										H
	1672	-51.63	-13	-38.63	-64.71	-53.31	0.99	4.82	V	
	2512	-56.30	-13	-43.30	-74.38	-58.27	1.29	5.41	V	
	3344	-55.95	-13	-42.95	-76.02	-59.56	1.56	7.31	V	
	5016	-48.84	-13	-35.84	-72.38	-54.04	2.35	9.70	V	
										V
										V
										V



Highest	1688	-55.05	-13	-42.05	-67.67	-56.68	1.00	4.77	H
	2536	-55.02	-13	-42.02	-72.64	-57	1.30	5.43	H
	3376	-56.57	-13	-43.57	-76.61	-60.31	1.57	7.45	H
	4224	-54.77	-13	-41.77	-75.88	-59.37	1.89	8.64	H
	5064	-47.21	-13	-34.21	-71.08	-52.39	2.37	9.70	H
									H
									H
	1688	-51.08	-13	-38.08	-64.16	-52.71	1.00	4.77	V
	2536	-55.10	-13	-42.10	-73.21	-57.08	1.30	5.43	V
	3376	-54.01	-13	-41.01	-74.08	-57.75	1.57	7.45	V
	4224	-54.61	-13	-41.61	-75.84	-59.21	1.89	8.64	V
	5064	-45.05	-13	-32.05	-68.74	-50.23	2.37	9.70	V
									V
									V

Remark: Spurious emissions within 30-1000MHz were found more than 20dB below limit line.



LTE Band 7

LTE Band 7 / 20MHz / QPSK									
Channel	Frequency (MHz)	EIRP (dBm)	Limit (dBm)	Over Limit (dB)	SPA Reading (dBm)	S.G. Power (dBm)	TX Cable loss (dB)	TX Antenna Gain (dBi)	Polarization (H/V)
Lowest	5022	-33.86	-25	-8.86	-57.58	-41.21	2.35	9.70	H
	7530	-40.77	-25	-15.77	-67.84	-50.17	2.42	11.82	H
	10044	-33.82	-25	-8.82	-65.33	-43.34	2.70	12.22	H
	12546	-39.97	-25	-14.97	-75.06	-49.61	2.82	12.46	H
	15066	-38.61	-25	-13.61	-75.33	-48.68	3.63	13.69	H
									H
									H
	5022	-35.58	-25	-10.58	-59.09	-42.93	2.35	9.70	V
	7530	-46.69	-25	-21.69	-73.99	-56.09	2.42	11.82	V
	10044	-32.05	-25	-7.05	-63.49	-41.57	2.70	12.22	V
	12546	-41.53	-25	-16.53	-75.86	-51.17	2.82	12.46	V
	15066	-35.79	-25	-10.79	-72.7	-45.86	3.63	13.69	V
									V
									V
Middle	5070	-33.84	-25	-8.84	-57.67	-41.16	2.38	9.70	H
	7608	-40.76	-25	-15.76	-68.04	-50.23	2.39	11.86	H
	10134	-33.18	-25	-8.18	-64.85	-42.74	2.70	12.25	H
	12672	-38.86	-25	-13.86	-74.53	-48.62	2.85	12.61	H
	15210	-37.56	-25	-12.56	-74.59	-47.77	3.69	13.89	H
									H
									H
	5070	-34.36	-25	-9.36	-57.97	-41.68	2.38	9.70	V
	7608	-44.71	-25	-19.71	-72.22	-54.18	2.39	11.86	V
	10134	-34.53	-25	-9.53	-66.14	-44.09	2.70	12.25	V
	12672	-37.88	-25	-12.88	-72.92	-47.64	2.85	12.61	V
	15210	-33.16	-25	-8.16	-70.29	-43.37	3.69	13.89	V
									V
									V



Highest	5120	-37.22	-25	-12.22	-61.15	-44.51	2.41	9.70	H
	7680	-39.24	-25	-14.24	-66.71	-48.78	2.37	11.91	H
	10242	-33.17	-25	-8.17	-65.17	-42.77	2.69	12.30	H
	12798	-35.83	-25	-10.83	-72	-45.71	2.88	12.76	H
	15354	-36.48	-25	-11.48	-73.67	-46.83	3.75	14.10	H
									H
									H
	5120	-36.54	-25	-11.54	-60.29	-43.83	2.41	9.70	V
	7680	-44.97	-25	-19.97	-72.72	-54.51	2.37	11.91	V
	10242	-32.76	-25	-7.76	-64.62	-42.36	2.69	12.30	V
	12798	-36.69	-25	-11.69	-72.31	-46.57	2.88	12.76	V
	15354	-33.84	-25	-8.84	-70.93	-44.19	3.75	14.10	V
									V
									V

Remark: Spurious emissions within 30-1000MHz were found more than 20dB below limit line.



LTE Band 38

LTE Band 38 / 20MHz / QPSK									
Channel	Frequency (MHz)	EIRP (dBm)	Limit (dBm)	Over Limit (dB)	SPA Reading (dBm)	S.G. Power (dBm)	TX Cable loss (dB)	TX Antenna Gain (dBi)	Polarization (H/V)
Lowest	5160	-35.99	-25	-10.99	-60.12	-43.26	2.43	9.70	H
	7740	-43.24	-25	-18.24	-70.78	-52.83	2.35	11.94	H
	10320	-36.32	-25	-11.32	-68.5	-45.95	2.69	12.33	H
	12900	-37.24	-25	-12.24	-73.87	-47.22	2.90	12.88	H
	15480	-39.84	-25	-14.84	-77.29	-50.31	3.80	14.27	H
									H
									H
	5160	-35.51	-25	-10.51	-59.41	-42.78	2.43	9.70	V
	7740	-45.68	-25	-20.68	-73.59	-55.27	2.35	11.94	V
	10320	-36.31	-25	-11.31	-68.38	-45.94	2.69	12.33	V
	12900	-38.46	-25	-13.46	-74.61	-48.44	2.90	12.88	V
	15480	-38.28	-25	-13.28	-75.6	-48.75	3.80	14.27	V
									V
									V
Middle	5190	-35.07	-25	-10.07	-59.2	-42.32	2.45	9.70	H
	7788	-45.42	-25	-20.42	-73.15	-55.06	2.34	11.97	H
	10386	-36.43	-25	-11.43	-68.75	-46.09	2.69	12.35	H
	12978	-36.84	-25	-11.84	-73.81	-46.89	2.92	12.97	H
	15570	-37.38	-25	-12.38	-74.61	-47.75	3.84	14.20	H
									H
									H
	5190	-34.96	-25	-9.96	-58.97	-42.21	2.45	9.70	V
	7788	-45.81	-25	-20.81	-73.82	-55.45	2.34	11.97	V
	10386	-36.67	-25	-11.67	-68.89	-46.33	2.69	12.35	V
	12978	-37.34	-25	-12.34	-73.94	-47.39	2.92	12.97	V
	15570	-37.52	-25	-12.52	-74.8	-47.89	3.84	14.20	V
									V
									V



Highest	5220	-37.75	-25	-12.75	-61.92	-44.99	2.46	9.70	H
	7830	-42.76	-25	-17.76	-70.59	-52.44	2.32	12.00	H
	10440	-33.56	-25	-8.56	-66.04	-43.24	2.69	12.38	H
	13050	-36.06	-25	-11.06	-73.22	-46.19	2.94	13.07	H
	15660	-36.88	-25	-11.88	-73.89	-47.08	3.87	14.08	H
									H
									H
	5220	-35.47	-25	-10.47	-59.49	-42.71	2.46	9.70	V
	7830	-44.28	-25	-19.28	-72.41	-53.96	2.32	12.00	V
	10440	-35.26	-25	-10.26	-67.59	-44.94	2.69	12.38	V
	13050	-34.56	-25	-9.56	-71.35	-44.69	2.94	13.07	V
	15660	-36.31	-25	-11.31	-73.55	-46.51	3.87	14.08	V
									V
									V

Remark: Spurious emissions within 30-1000MHz were found more than 20dB below limit line.



LTE Band 12

LTE Band 12 / 10MHz / QPSK									
Channel	Frequency (MHz)	ERP (dBm)	Limit (dBm)	Over Limit (dB)	SPA Reading (dBm)	S.G. Power (dBm)	TX Cable loss (dB)	TX Antenna Gain (dBi)	Polarization (H/V)
Lowest	1408	-57.83	-13	-44.83	-68.44	-59.54	0.87	4.73	H
	2112	-52.50	-13	-39.50	-68.31	-53.42	1.17	4.24	H
	2816	-54.23	-13	-41.23	-72.16	-56.34	1.39	5.65	H
	3520	-48.93	-13	-35.93	-69.57	-53.19	1.61	8.02	H
	4224	-54.37	-13	-41.37	-75.48	-58.97	1.89	8.64	H
	4928	-47.43	-13	-34.43	-70.88	-52.54	2.30	9.56	H
	5632	-49.41	-13	-36.41	-74.69	-54.31	2.70	9.75	H
	7040	-45.78	-13	-32.78	-72.71	-51.93	2.58	10.88	H
	8448	-42.70	-13	-29.70	-71.74	-50.64	2.36	12.46	H
	1408	-54.09	-13	-41.09	-65.17	-55.80	0.87	4.73	V
	2112	-45.23	-13	-32.23	-61.38	-46.15	1.17	4.24	V
	2816	-52.86	-13	-39.86	-71.59	-54.97	1.39	5.65	V
	3520	-46.68	-13	-33.68	-67.18	-50.94	1.61	8.02	V
	4224	-53.66	-13	-40.66	-74.89	-58.26	1.89	8.64	V
	4928	-46.12	-13	-33.12	-69.41	-51.23	2.30	9.56	V
	5632	-51.70	-13	-38.70	-76.97	-56.60	2.70	9.75	V
	7040	-48.79	-13	-35.79	-75.79	-54.94	2.58	10.88	V
	8448	-39.75	-13	-26.75	-69.12	-47.69	2.36	12.46	V



Middle	1416	-56.21	-13	-43.21	-66.81	-57.96	0.87	4.78	H
	2120	-48.56	-13	-35.56	-64.45	-49.50	1.17	4.26	H
	2832	-55.16	-13	-42.16	-73.11	-57.28	1.39	5.67	H
	3536	-48.89	-13	-35.89	-69.52	-53.17	1.62	8.04	H
	4248	-55.30	-13	-42.30	-76.45	-59.90	1.90	8.65	H
	4952	-48.14	-13	-35.14	-71.65	-53.28	2.31	9.60	H
	8488	-44.06	-13	-31.06	-73.12	-52.03	2.37	12.49	H
	1416	-51.78	-13	-38.78	-62.85	-53.53	0.87	4.78	V
	2120	-44.51	-13	-31.51	-60.75	-45.45	1.17	4.26	V
	2832	-54.19	-13	-41.19	-72.95	-56.31	1.39	5.67	V
	3536	-49.85	-13	-36.85	-70.35	-54.13	1.62	8.04	V
	4248	-55.20	-13	-42.20	-76.48	-59.80	1.90	8.65	V
	4952	-46.86	-13	-33.86	-70.19	-52.00	2.31	9.60	V
	8488	-41.30	-13	-28.30	-70.69	-49.27	2.37	12.49	V
Highest	1424	-58.61	-13	-45.61	-69.31	-60.41	0.88	4.83	H
	2136	-55.15	-13	-42.15	-71.11	-56.13	1.18	4.31	H
	2848	-51.96	-13	-38.96	-69.93	-54.09	1.40	5.68	H
	3560	-49.20	-13	-36.20	-69.80	-53.50	1.62	8.07	H
	4264	-54.53	-13	-41.53	-75.73	-59.12	1.91	8.65	H
	4976	-46.32	-13	-33.32	-69.95	-51.50	2.32	9.65	H
	5688	-50.66	-13	-37.66	-76.10	-55.55	2.73	9.78	H
	7112	-46.80	-13	-33.80	-73.81	-53.12	2.55	11.02	H
	8536	-40.65	-13	-27.65	-69.77	-48.63	2.38	12.51	H
	1424	-54.91	-13	-41.91	-66.10	-56.71	0.88	4.83	V
	2136	-50.85	-13	-37.85	-67.16	-51.83	1.18	4.31	V
	2848	-51.09	-13	-38.09	-69.90	-53.22	1.40	5.68	V
	3560	-48.26	-13	-35.26	-68.76	-52.56	1.62	8.07	V
	4264	-53.41	-13	-40.41	-74.74	-58.00	1.91	8.65	V
	4976	-46.94	-13	-33.94	-70.38	-52.12	2.32	9.65	V
	5688	-52.18	-13	-39.18	-77.61	-57.07	2.73	9.78	V
7112	-49.08	-13	-36.08	-76.19	-55.40	2.55	11.02	V	
8536	-36.95	-13	-23.95	-66.41	-44.93	2.38	12.51	V	

Remark: Spurious emissions within 30-1000MHz were found more than 20dB below limit line.



LTE Band 13

LTE Band 13 / 5MHz / QPSK										
Channel	Frequency (MHz)	ERP (dBm)	Limit (dBm)	Over Limit (dB)	SPA Reading (dBm)	S.G. Power (dBm)	TX Cable loss (dB)	TX Antenna Gain (dBi)	Polarization (H/V)	
Lowest	1560	-61.55	-42.15	-19.40	-73.20	-63.59	0.94	5.13	H	
	2336	-57.35	-13	-44.35	-74.24	-58.87	1.24	4.91	H	
	3896	-56.71	-13	-43.71	-77.17	-61.31	1.73	8.48	H	
	4680	-52.63	-13	-39.63	-75.23	-57.39	2.15	9.06	H	
	8576	-46.53	-13	-33.53	-75.73	-54.52	2.39	12.53	H	
										H
										H
	1560	-58.92	-42.15	-16.77	-70.93	-60.96	0.94	5.13	V	
	2336	-56.96	-13	-43.96	-74.14	-58.48	1.24	4.91	V	
	3896	-54.78	-13	-41.78	-75.36	-59.38	1.73	8.48	V	
	4680	-52.56	-13	-39.56	-75.09	-57.32	2.15	9.06	V	
	8576	-45.08	-13	-32.08	-74.64	-53.07	2.39	12.53	V	
										V
										V
Middle	1560	-59.38	-42.15	-17.23	-71.03	-61.42	0.94	5.13	H	
	2344	-57.14	-13	-44.14	-74.00	-58.68	1.24	4.93	H	
	3912	-55.74	-13	-42.74	-76.16	-60.35	1.73	8.49	H	
	4696	-47.24	-13	-34.24	-69.84	-52.02	2.16	9.09	H	
	5472	-51.97	-13	-38.97	-76.88	-56.91	2.61	9.70	H	
	8600	-41.75	-13	-28.75	-70.94	-49.74	2.40	12.54	H	
										H
	1560	-56.73	-42.15	-14.58	-68.88	-58.77	0.94	5.13	V	
	2344	-57.78	-13	-44.78	-74.98	-59.32	1.24	4.93	V	
	3912	-53.71	-13	-40.71	-74.18	-58.32	1.73	8.49	V	
	4696	-46.09	-13	-33.09	-68.63	-50.87	2.16	9.09	V	
	5472	-53.07	-13	-40.07	-77.95	-58.01	2.61	9.70	V	
	8600	-40.69	-13	-27.69	-70.26	-48.68	2.40	12.54	V	
										V
									V	



Highest	1568	-56.73	-42.15	-14.58	-68.31	-58.75	0.94	5.11	H
	2352	-58.03	-13	-45.03	-75.00	-59.59	1.24	4.96	H
	3136	-56.88	-13	-43.88	-75.77	-59.64	1.49	6.40	H
	3920	-55.92	-13	-42.92	-76.31	-60.54	1.74	8.50	H
	4704	-46.63	-13	-33.63	-69.34	-51.42	2.17	9.11	H
	5496	-50.03	-13	-37.03	-75.01	-54.96	2.62	9.70	H
	8632	-40.75	-13	-27.75	-70.04	-48.75	2.40	12.55	H
	1568	-55.29	-42.15	-13.14	-67.40	-57.31	0.94	5.11	V
	2352	-57.11	-13	-44.11	-74.60	-58.67	1.24	4.96	V
	3136	-52.77	-13	-39.77	-72.22	-55.53	1.49	6.40	V
	3920	-52.43	-13	-39.43	-72.98	-57.05	1.74	8.50	V
	4704	-46.22	-13	-33.22	-68.81	-51.01	2.17	9.11	V
	5496	-51.94	-13	-38.94	-76.80	-56.87	2.62	9.70	V
	8632	-37.11	-13	-24.11	-66.76	-45.11	2.40	12.55	V

Remark: Spurious emissions within 30-1000MHz were found more than 20dB below limit line.



LTE Band 13 / 10MHz / QPSK									
Channel	Frequency (MHz)	ERP (dBm)	Limit (dBm)	Over Limit (dB)	SPA Reading (dBm)	S.G. Power (dBm)	TX Cable loss (dB)	TX Antenna Gain (dBi)	Polarization (H/V)
Middle	1568	-58.54	-42.15	-16.39	-70.12	-60.56	0.94	5.11	H
	2344	-57.12	-13	-44.12	-74.02	-58.66	1.24	4.93	H
	3912	-56.24	-13	-43.24	-76.58	-60.85	1.73	8.49	H
	4696	-47.33	-13	-34.33	-69.93	-52.11	2.16	9.09	H
	5472	-51.71	-13	-38.71	-76.57	-56.65	2.61	9.70	H
	8600	-41.62	-13	-28.62	-70.82	-49.61	2.40	12.54	H
									H
	1568	-56.27	-42.15	-14.12	-68.34	-58.29	0.94	5.11	V
	2344	-57.69	-13	-44.69	-75.06	-59.23	1.24	4.93	V
	3912	-53.53	-13	-40.53	-74.14	-58.14	1.73	8.49	V
	4696	-45.11	-13	-32.11	-67.6	-49.89	2.16	9.09	V
	5472	-51.99	-13	-38.99	-76.81	-56.93	2.61	9.70	V
	8600	-39.43	-13	-26.43	-69	-47.42	2.40	12.54	V
									V

Remark: Spurious emissions within 30-1000MHz were found more than 20dB below limit line.



LTE Band 17

LTE Band 17 / 10MHz / QPSK									
Channel	Frequency (MHz)	ERP (dBm)	Limit (dBm)	Over Limit (dB)	SPA Reading (dBm)	S.G. Power (dBm)	TX Cable loss (dB)	TX Antenna Gain (dBi)	Polarization (H/V)
Lowest	1416	-51.89	-13	-38.89	-62.57	-53.64	0.87	4.78	H
	2128	-53.88	-13	-40.88	-69.72	-54.84	1.17	4.28	H
	2840	-53.93	-13	-40.93	-71.93	-56.05	1.40	5.67	H
	3544	-51.44	-13	-38.44	-72.17	-55.72	1.62	8.05	H
	4256	-54.22	-13	-41.22	-75.47	-58.81	1.91	8.65	H
	4968	-48.95	-13	-35.95	-72.55	-54.12	2.32	9.64	H
	8512	-40.63	-13	-27.63	-69.69	-48.61	2.38	12.50	H
	1416	-48.93	-13	-35.93	-60.00	-50.68	0.87	4.78	V
	2128	-49.61	-13	-36.61	-65.81	-50.57	1.17	4.28	V
	2840	-53.57	-13	-40.57	-72.27	-55.69	1.40	5.67	V
	3544	-47.31	-13	-34.31	-67.88	-51.59	1.62	8.05	V
	4256	-53.42	-13	-40.42	-74.75	-58.01	1.91	8.65	V
	4968	-48.31	-13	-35.31	-71.69	-53.48	2.32	9.64	V
	8512	-40.13	-13	-27.13	-69.53	-48.11	2.38	12.50	V
Middle	1424	-53.61	-13	-40.61	-64.31	-55.41	0.88	4.83	H
	2128	-54.49	-13	-41.49	-70.30	-55.45	1.17	4.28	H
	2840	-53.86	-13	-40.86	-71.72	-55.98	1.40	5.67	H
	3552	-49.42	-13	-36.42	-70.12	-53.71	1.62	8.06	H
	4264	-54.15	-13	-41.15	-75.32	-58.74	1.91	8.65	H
	4968	-48.46	-13	-35.46	-71.94	-53.63	2.32	9.64	H
	8520	-39.83	-13	-26.83	-68.90	-47.81	2.38	12.51	H
	1424	-51.73	-13	-38.73	-62.89	-53.53	0.88	4.83	V
	2128	-51.46	-13	-38.46	-67.66	-52.42	1.17	4.28	V
	2840	-52.56	-13	-39.56	-71.41	-54.68	1.40	5.67	V
	3552	-46.06	-13	-33.06	-66.55	-50.35	1.62	8.06	V
	4264	-53.27	-13	-40.27	-74.65	-57.86	1.91	8.65	V
	4968	-47.24	-13	-34.24	-70.64	-52.41	2.32	9.64	V
	8520	-39.51	-13	-26.51	-68.91	-47.49	2.38	12.51	V



Highest	1424	-56.09	-13	-43.09	-66.77	-57.89	0.88	4.83	H
	2136	-55.88	-13	-42.88	-71.82	-56.86	1.18	4.31	H
	2848	-52.88	-13	-39.88	-70.82	-55.01	1.40	5.68	H
	3552	-48.85	-13	-35.85	-69.43	-53.14	1.62	8.06	H
	4264	-53.82	-13	-40.82	-74.90	-58.41	1.91	8.65	H
	4976	-47.64	-13	-34.64	-71.32	-52.82	2.32	9.65	H
	8536	-39.89	-13	-26.89	-68.92	-47.87	2.38	12.51	H
	1424	-55.55	-13	-42.55	-66.71	-57.35	0.88	4.83	V
	2136	-52.86	-13	-39.86	-69.15	-53.84	1.18	4.31	V
	2848	-52.28	-13	-39.28	-70.91	-54.41	1.40	5.68	V
	3552	-44.14	-13	-31.14	-64.67	-48.43	1.62	8.06	V
	4264	-52.98	-13	-39.98	-74.24	-57.57	1.91	8.65	V
	4976	-46.87	-13	-33.87	-70.33	-52.05	2.32	9.65	V
	8536	-38.45	-13	-25.45	-67.89	-46.43	2.38	12.51	V

Remark: Spurious emissions within 30-1000MHz were found more than 20dB below limit line.