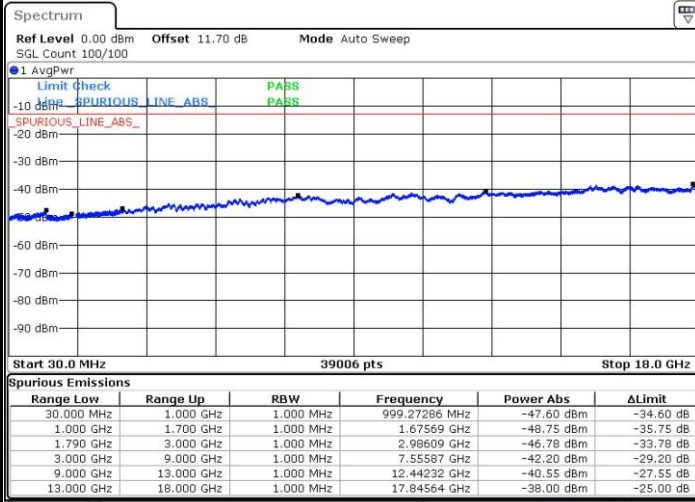




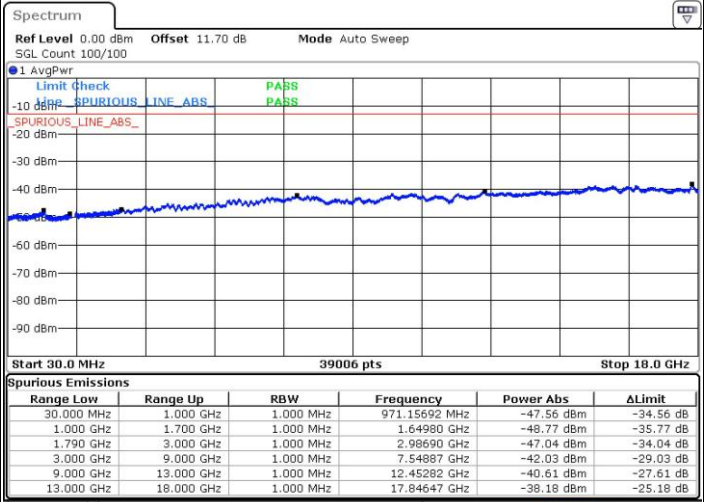
LTE Band 66 / 1.4MHz

Highest Channel / QPSK



Date: 30 JUN 2018 00:49:55

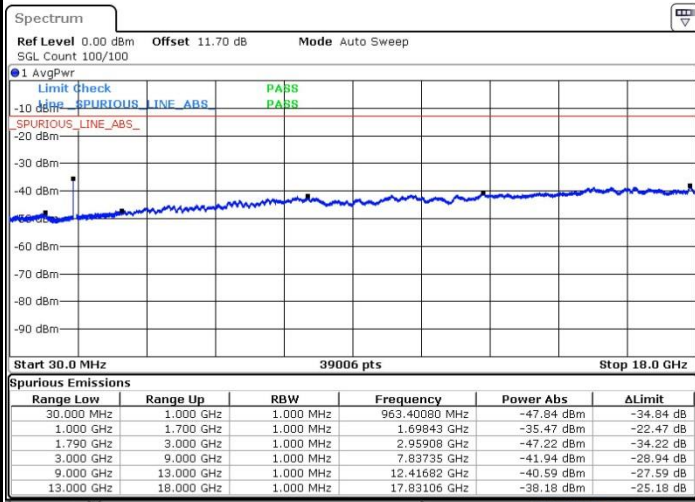
Highest Channel / 16QAM



Date: 30 JUN 2018 00:50:51

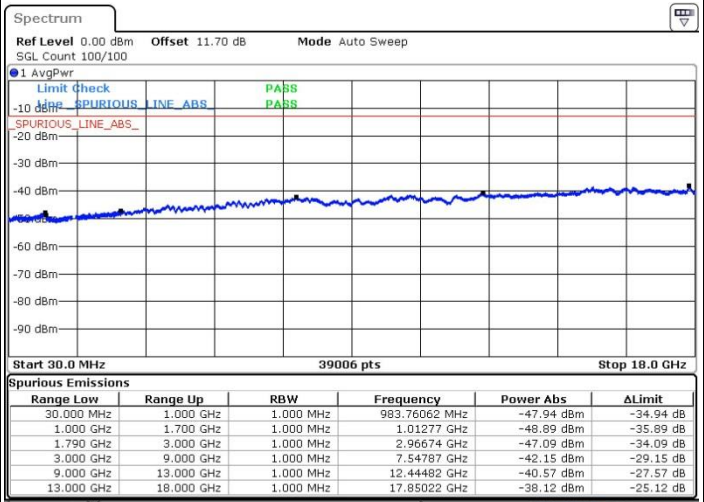
LTE Band 66 / 3MHz

Lowest Channel / QPSK



Date: 30 JUN 2018 01:05:50

Lowest Channel / 16QAM



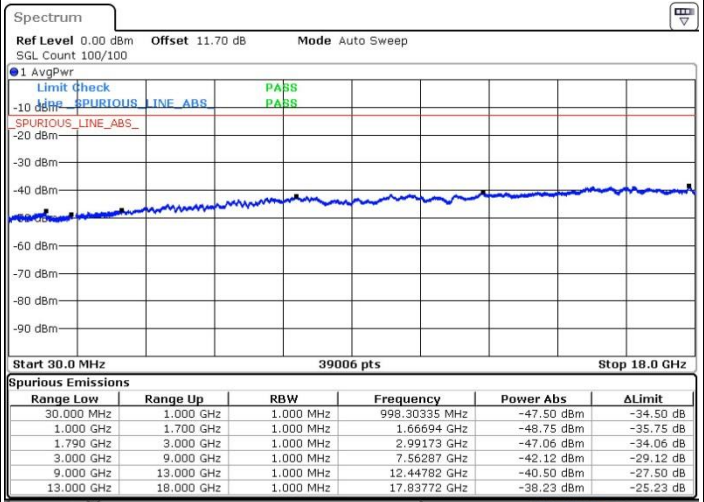
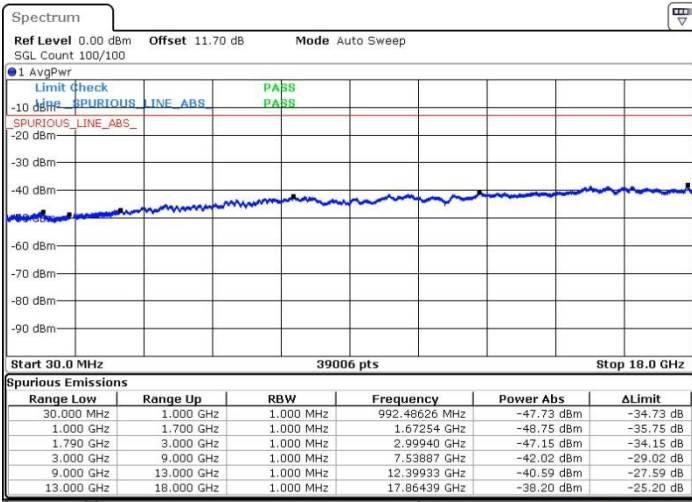
Date: 30 JUN 2018 01:06:46



LTE Band 66 / 3MHz

Middle Channel / QPSK

Middle Channel / 16QAM

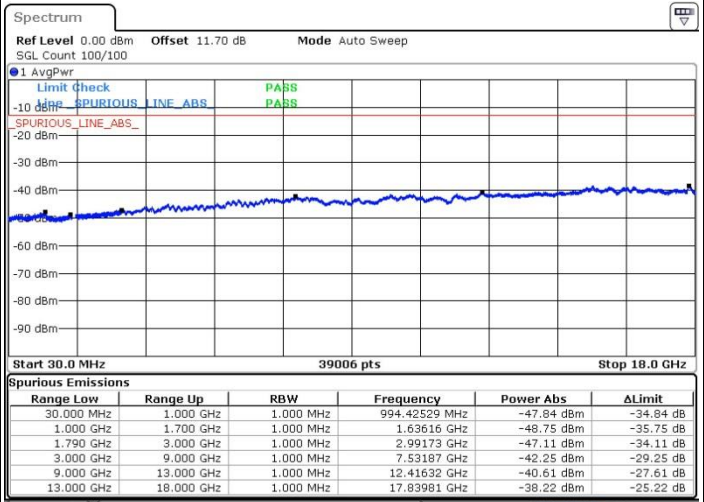
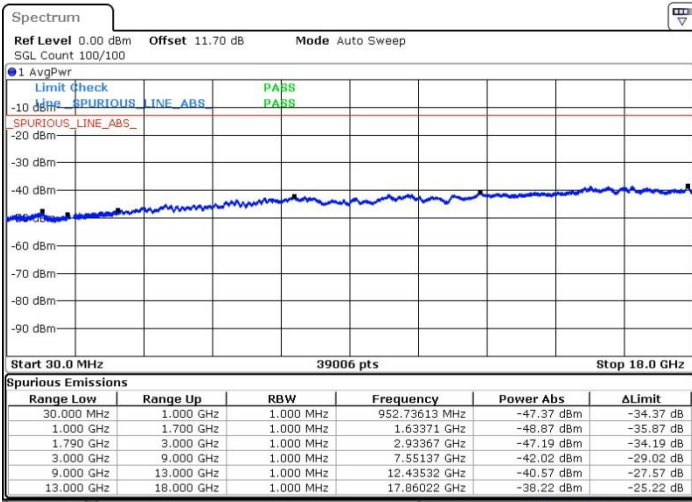


Date: 30 JUN 2018 01:08:28

Date: 30 JUN 2018 01:09:24

Highest Channel / QPSK

Highest Channel / 16QAM



Date: 30 JUN 2018 01:15:46

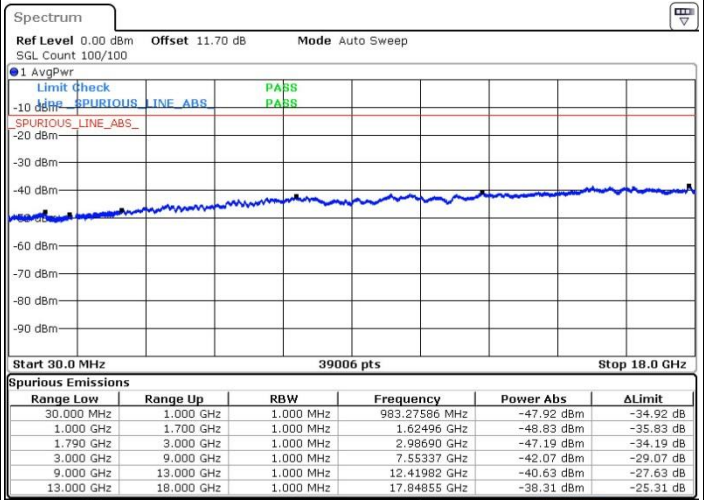
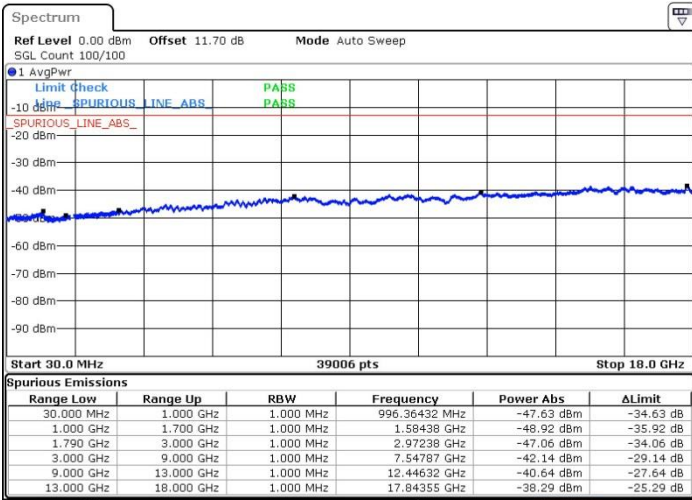
Date: 30 JUN 2018 01:16:42



LTE Band 66 / 5MHz

Lowest Channel / QPSK

Lowest Channel / 16QAM

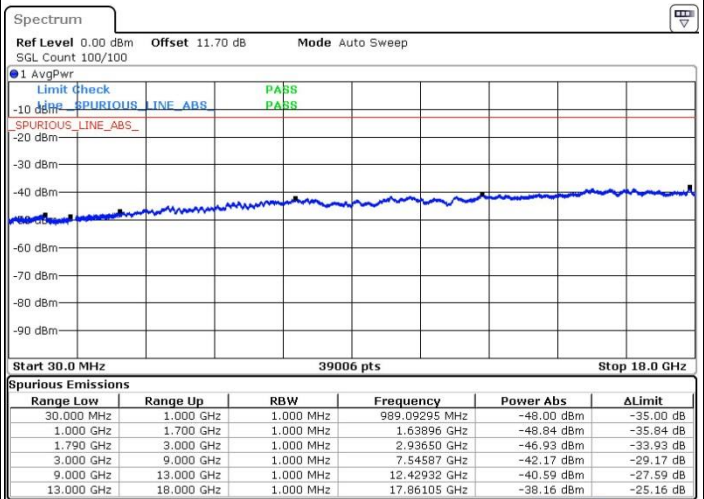
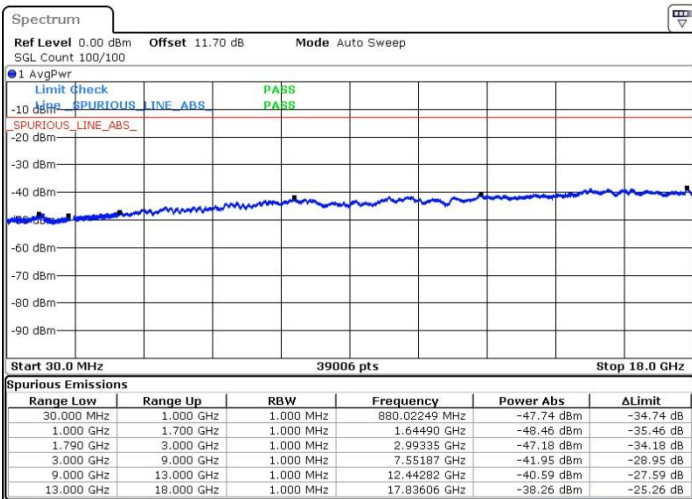


Date: 30 JUN 2018 01:23:04

Date: 30 JUN 2018 01:24:00

Middle Channel / QPSK

Middle Channel / 16QAM



Date: 30 JUN 2018 01:25:41

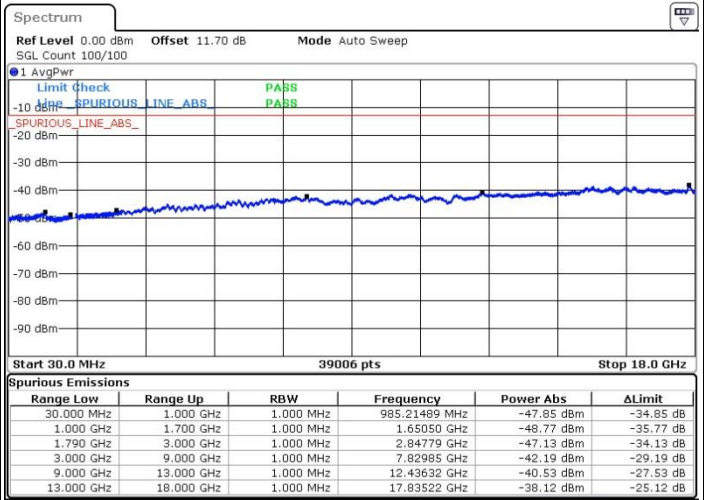
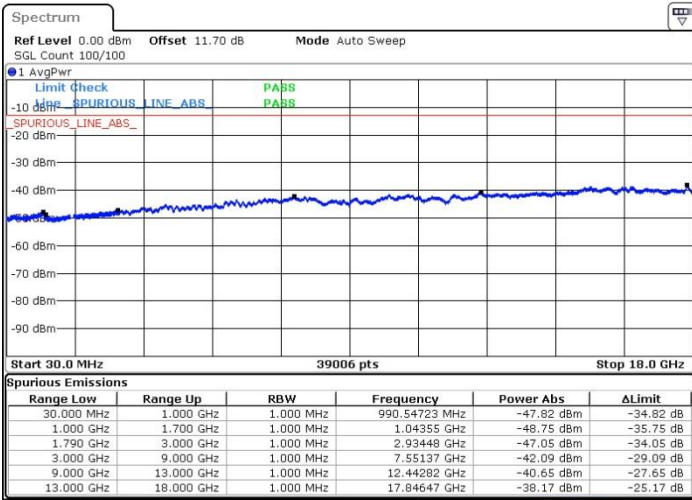
Date: 30 JUN 2018 01:26:38



LTE Band 66 / 5MHz

Highest Channel / QPSK

Highest Channel / 16QAM



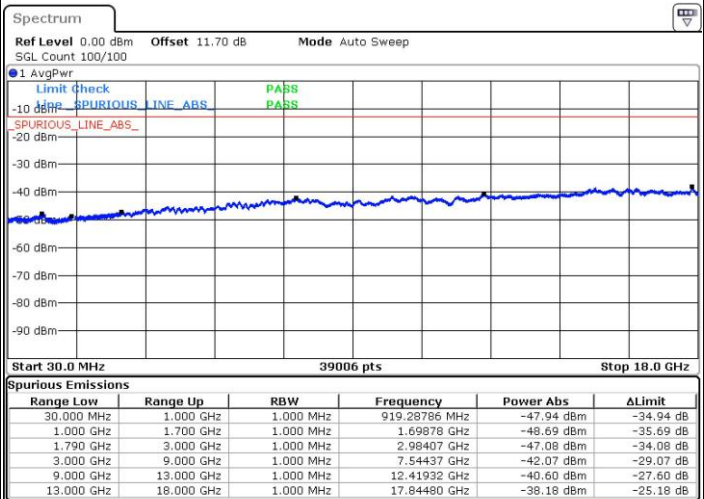
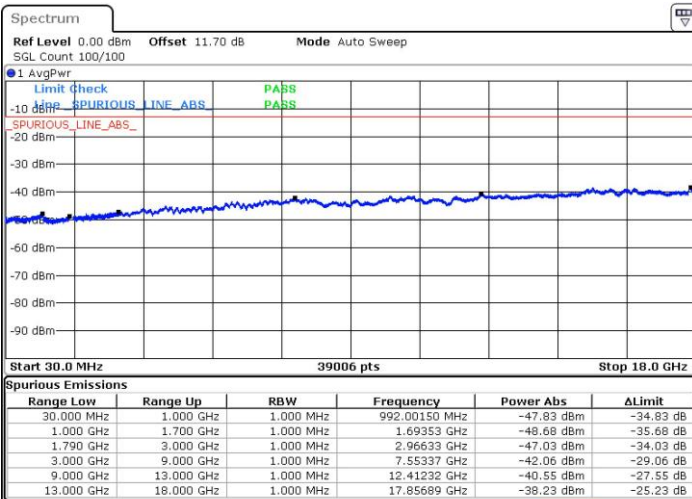
Date: 30 JUN 2018 01:32:59

Date: 30 JUN 2018 01:33:56

LTE Band 66 / 10MHz

Lowest Channel / QPSK

Lowest Channel / 16QAM



Date: 30 JUN 2018 01:40:18

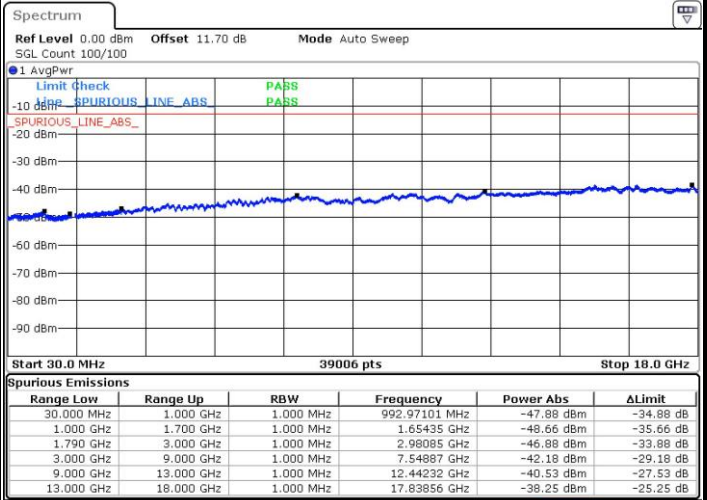
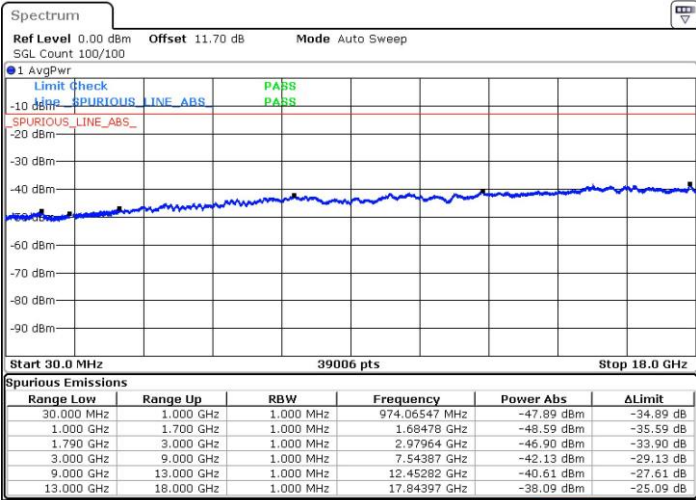
Date: 30 JUN 2018 01:41:14



LTE Band 66 / 10MHz

Middle Channel / QPSK

Middle Channel / 16QAM

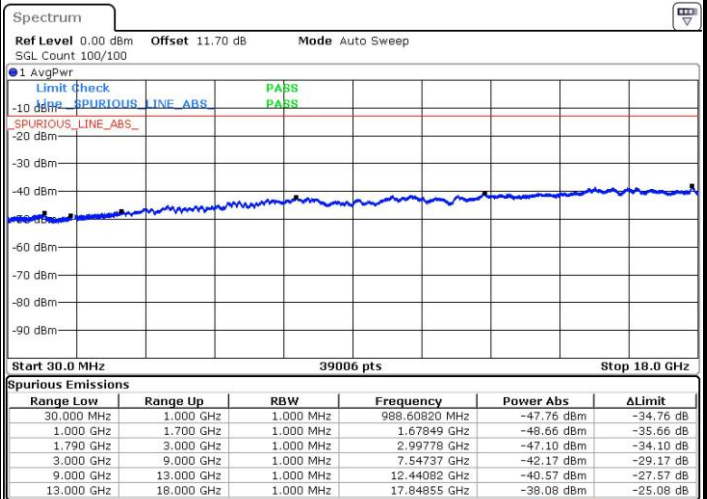
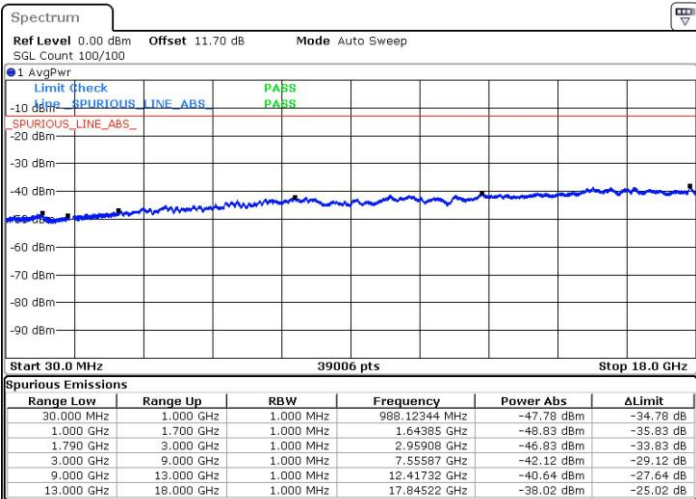


Date: 30 JUN 2018 01:42:55

Date: 30 JUN 2018 01:43:51

Highest Channel / QPSK

Highest Channel / 16QAM



Date: 30 JUN 2018 01:50:13

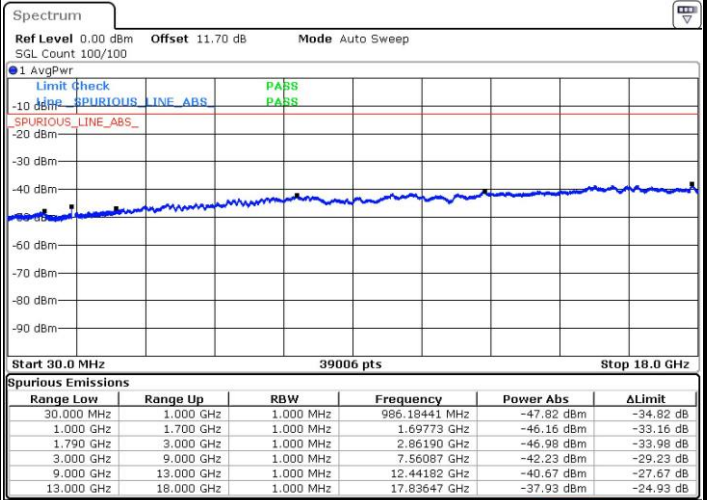
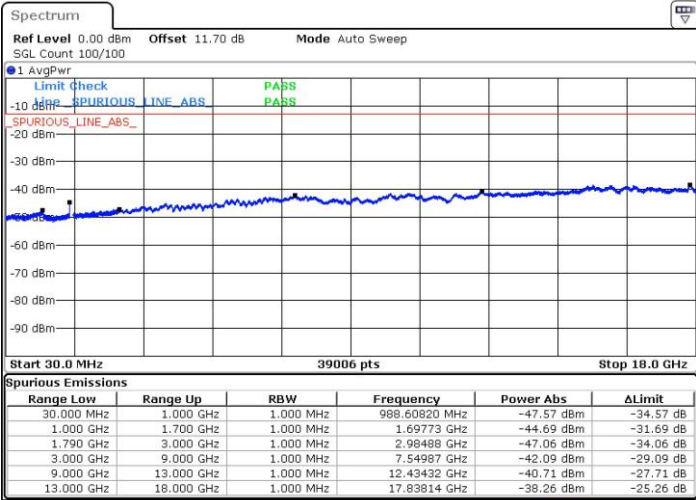
Date: 30 JUN 2018 01:51:09



LTE Band 66 / 15MHz

Lowest Channel / QPSK

Lowest Channel / 16QAM

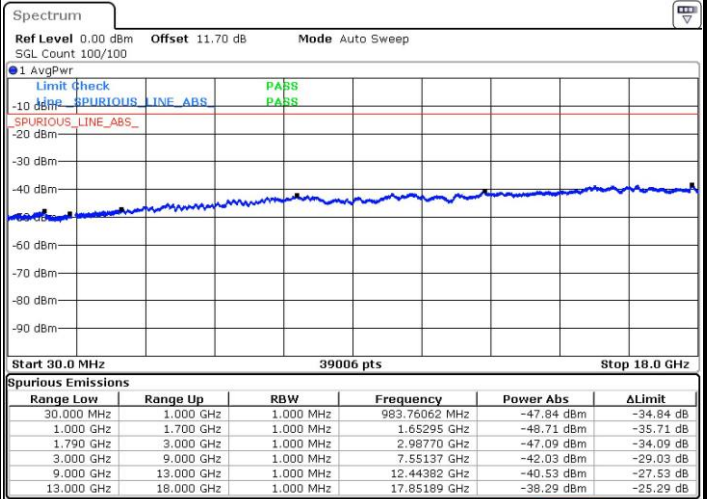
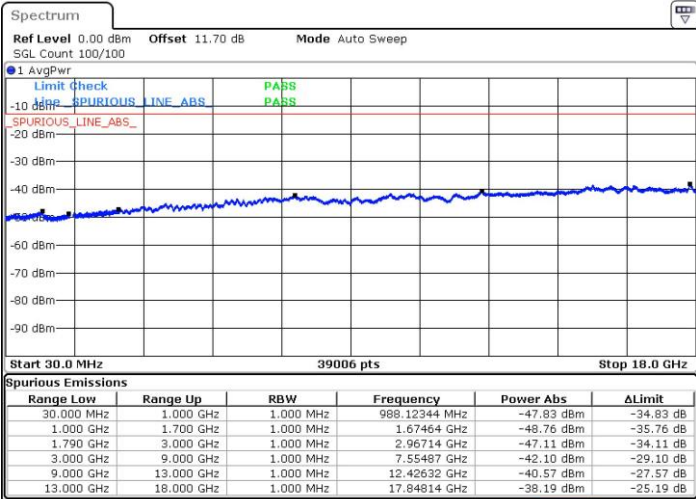


Date: 30 JUN 2018 01:57:31

Date: 30 JUN 2018 01:58:27

Middle Channel / QPSK

Middle Channel / 16QAM



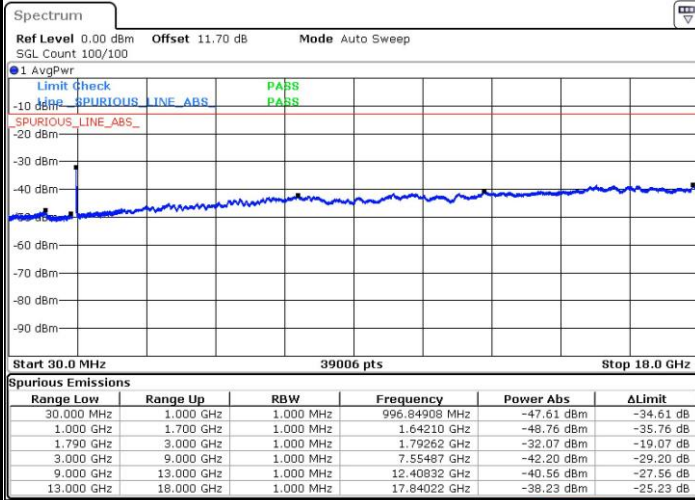
Date: 30 JUN 2018 02:00:09

Date: 30 JUN 2018 02:01:05



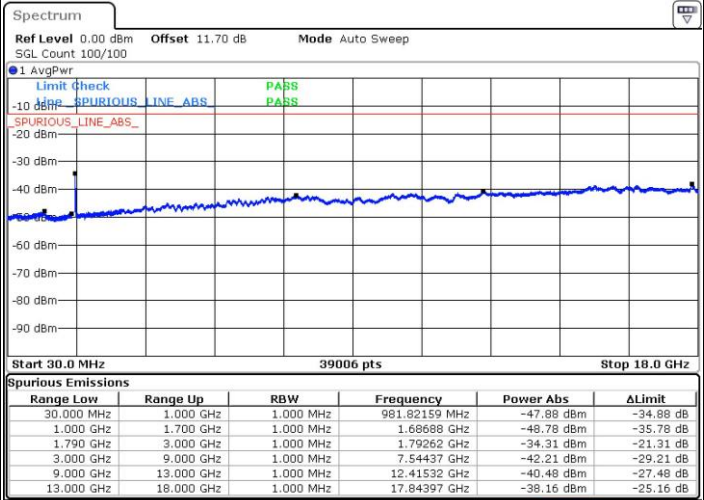
LTE Band 66 / 15MHz

Highest Channel / QPSK



Date: 30 JUN 2018 02:07:26

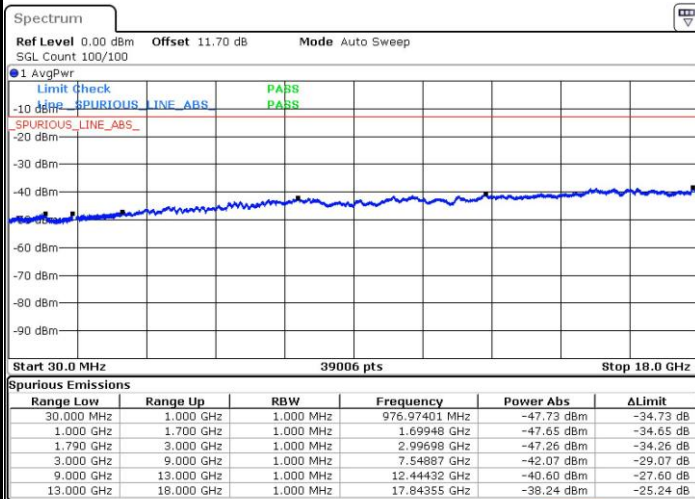
Highest Channel / 16QAM



Date: 30 JUN 2018 02:08:22

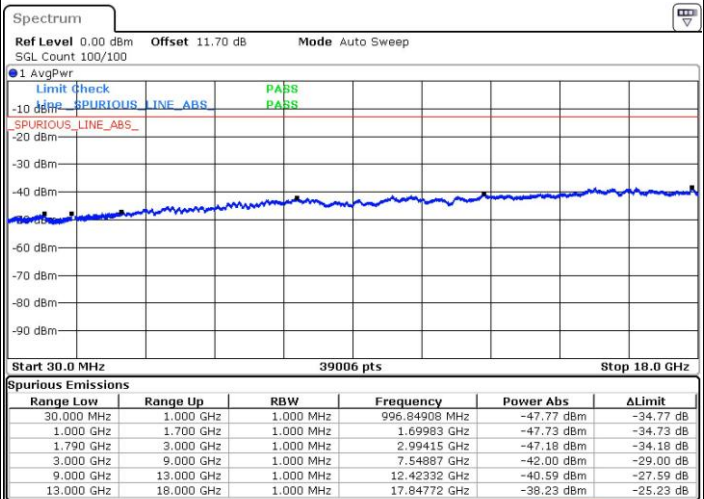
LTE Band 66 / 20MHz

Lowest Channel / QPSK



Date: 30 JUN 2018 02:14:44

Lowest Channel / 16QAM



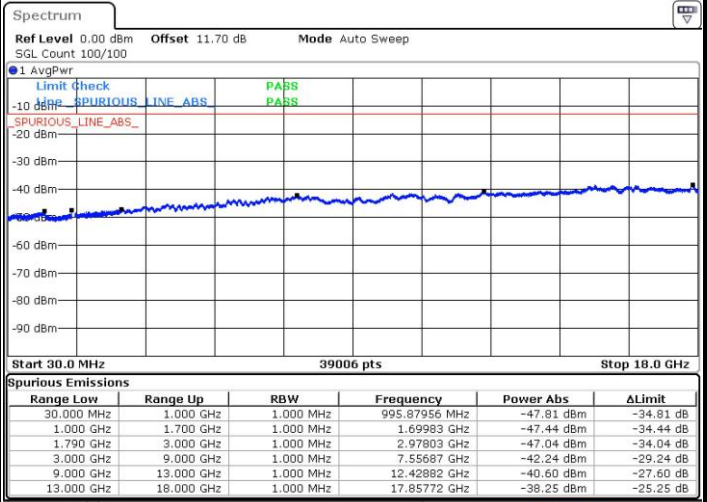
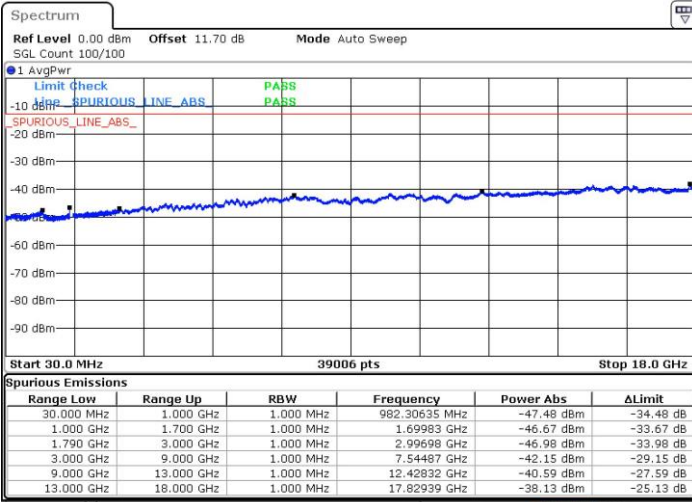
Date: 30 JUN 2018 02:15:40



LTE Band 66 / 20MHz

Middle Channel / QPSK

Middle Channel / 16QAM

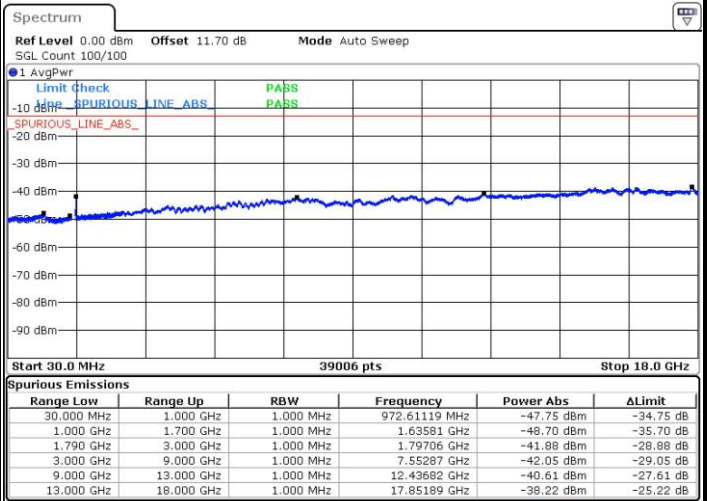
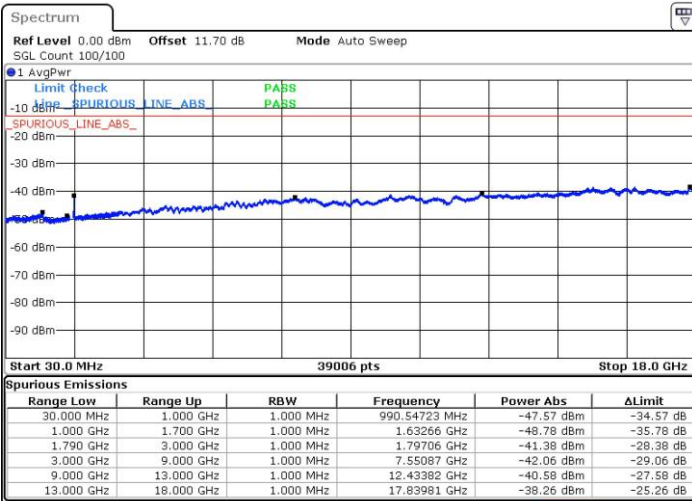


Date: 30 JUN 2018 02:17:22

Date: 30 JUN 2018 02:18:19

Highest Channel / QPSK

Highest Channel / 16QAM



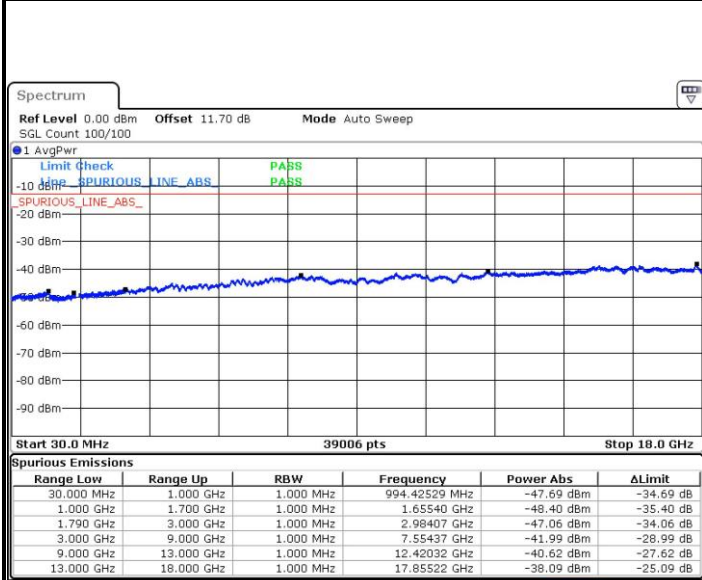
Date: 30 JUN 2018 02:24:40

Date: 30 JUN 2018 02:25:36



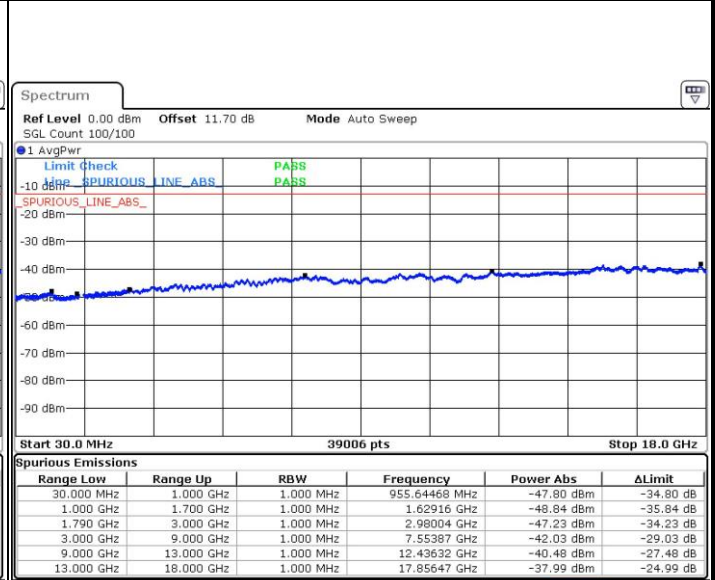
LTE Band 66 / 1.4MHz

Lowest Channel / 64QAM



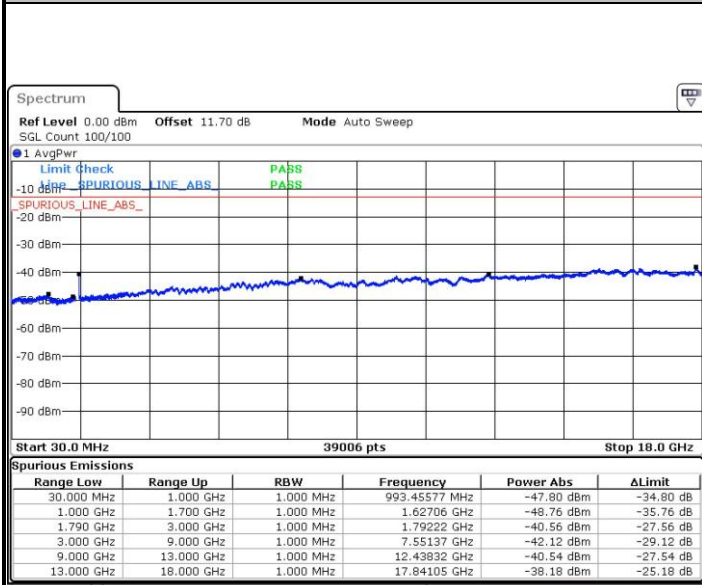
Date: 30 JUN 2018 00:54:30

Middle Channel / 64QAM



Date: 30 JUN 2018 00:55:49

Highest Channel / 64QAM



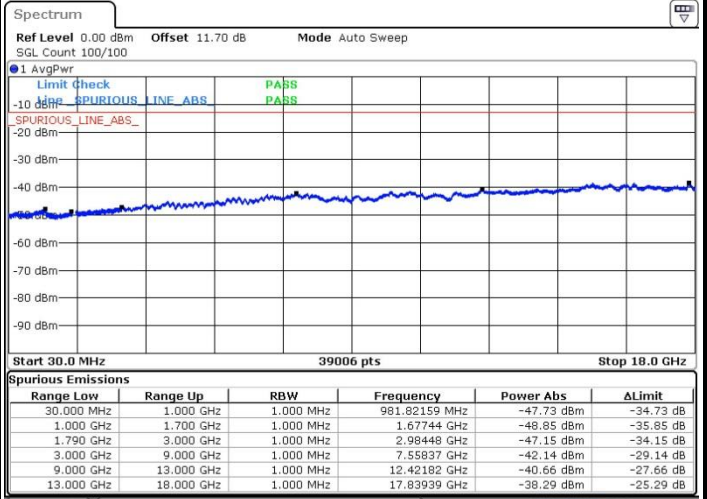
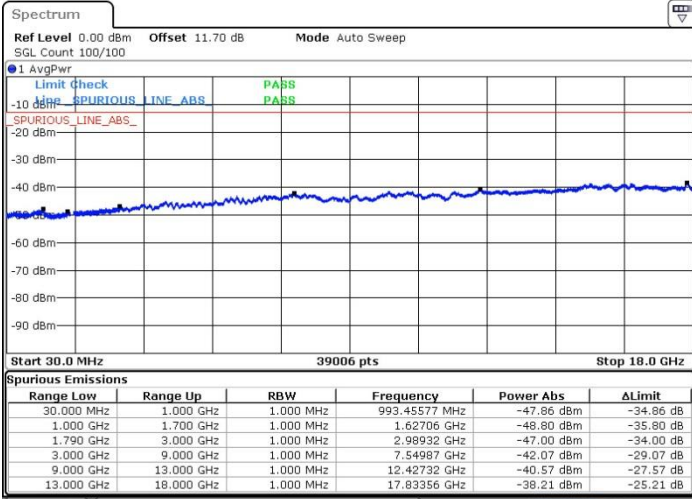
Date: 30 JUN 2018 00:59:28



LTE Band 66 / 3MHz

Lowest Channel / 64QAM

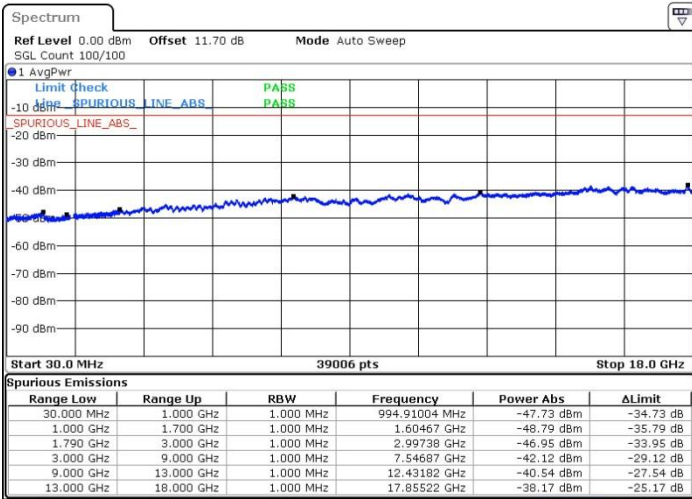
Middle Channel / 64QAM



Date: 30 JUN 2018 02:29:15

Date: 30 JUN 2018 02:30:34

Highest Channel / 64QAM



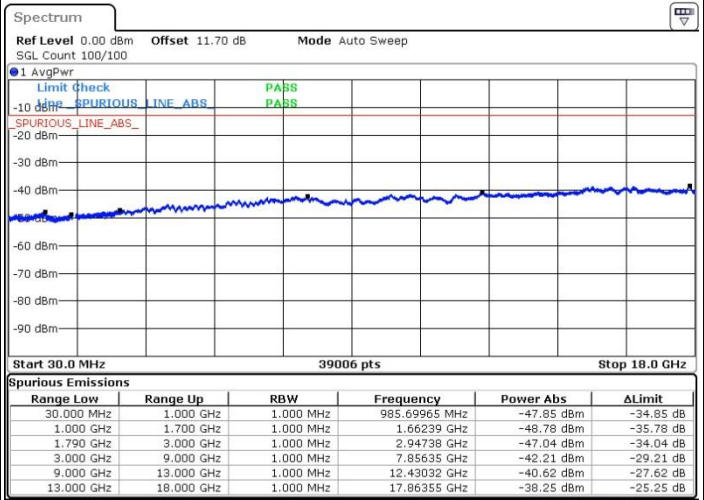
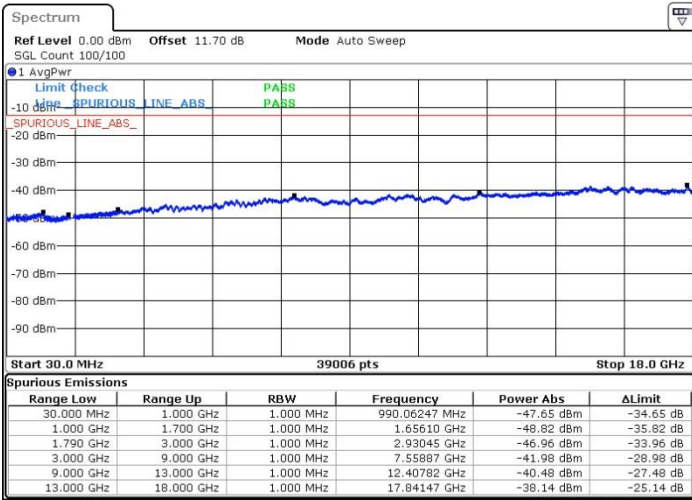
Date: 30 JUN 2018 02:34:13



LTE Band 66 / 5MHz

Lowest Channel / 64QAM

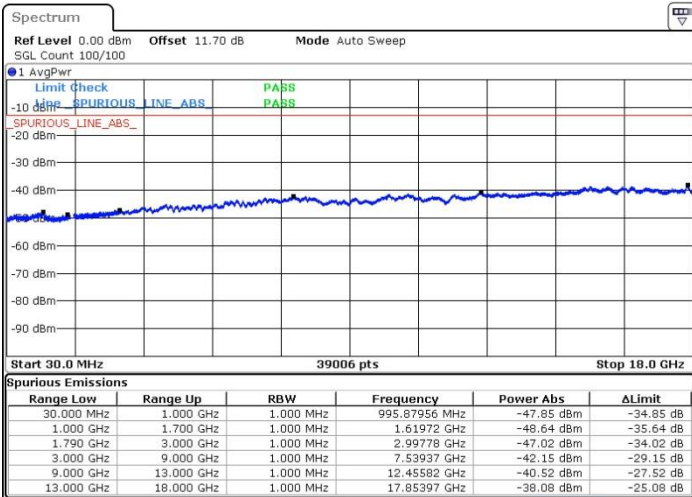
Middle Channel / 64QAM



Date: 30 JUN 2018 02:37:52

Date: 30 JUN 2018 02:39:11

Highest Channel / 64QAM

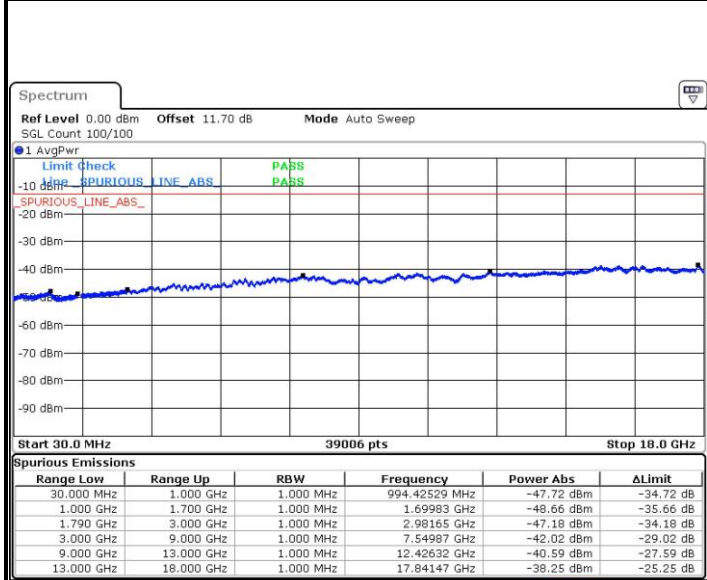


Date: 30 JUN 2018 02:42:50



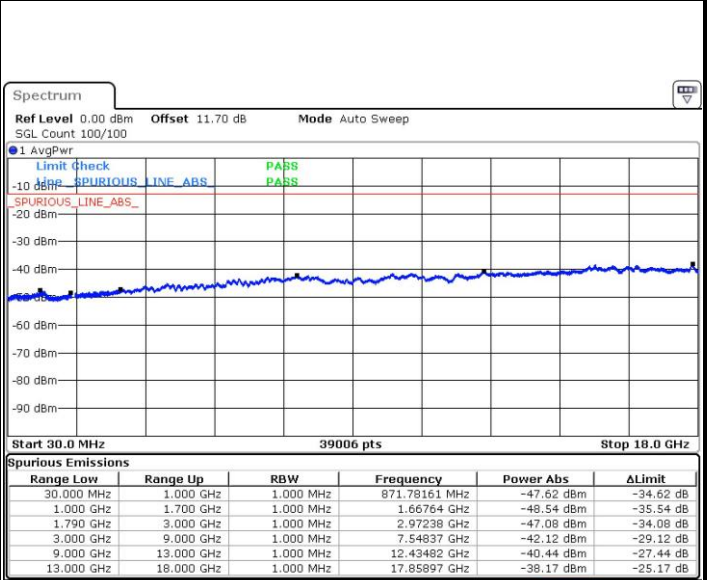
LTE Band 66 / 10MHz

Lowest Channel / 64QAM



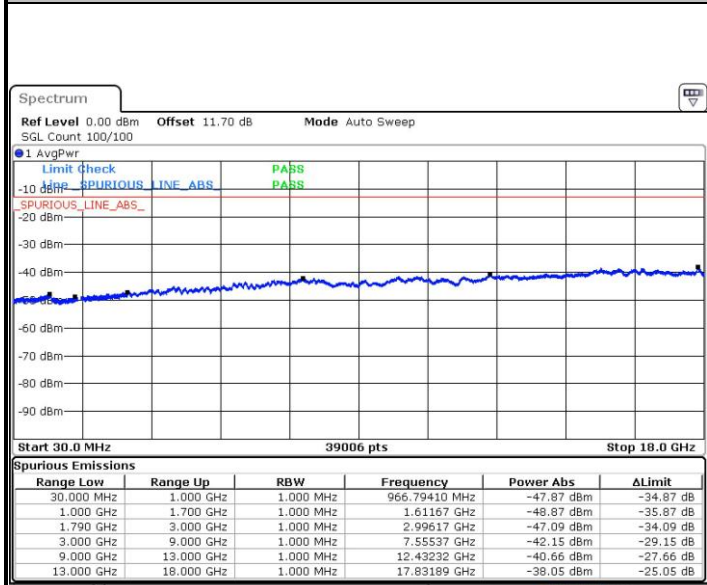
Date: 30 JUN 2018 02:46:29

Middle Channel / 64QAM



Date: 30 JUN 2018 02:47:48

Highest Channel / 64QAM



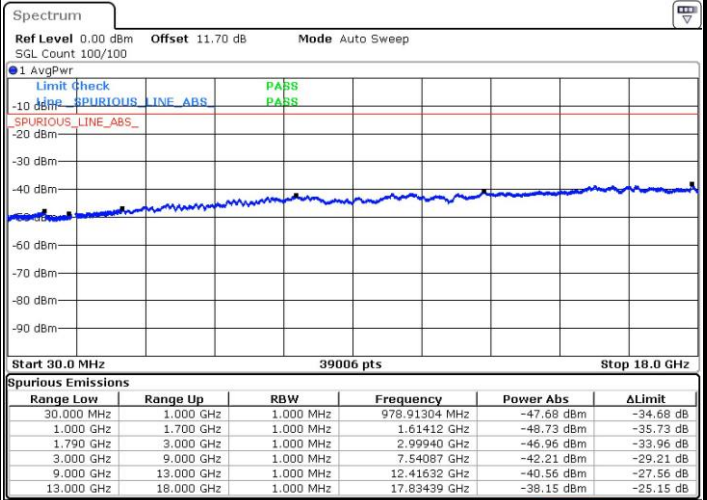
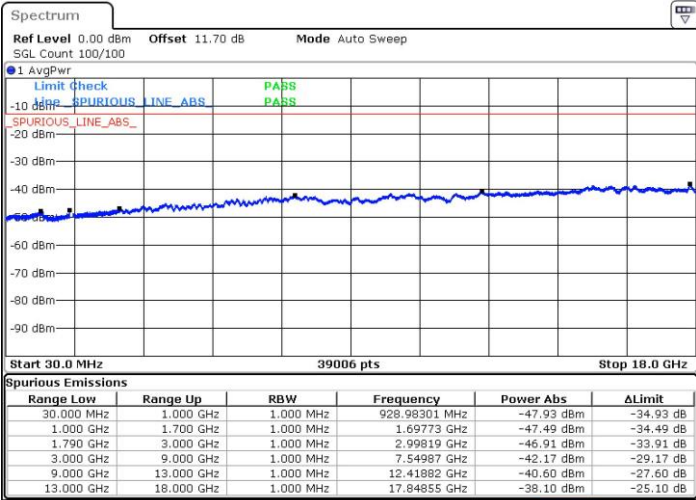
Date: 30 JUN 2018 02:51:27



LTE Band 66 / 15MHz

Lowest Channel / 64QAM

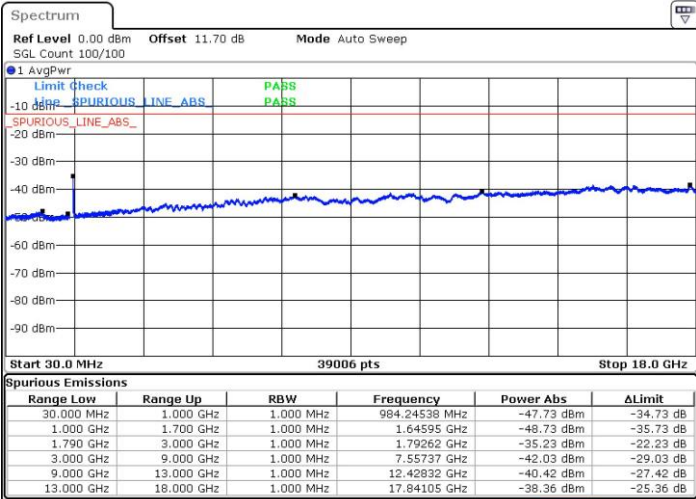
Middle Channel / 64QAM



Date: 30 JUN 2018 02:55:06

Date: 30 JUN 2018 02:56:25

Highest Channel / 64QAM

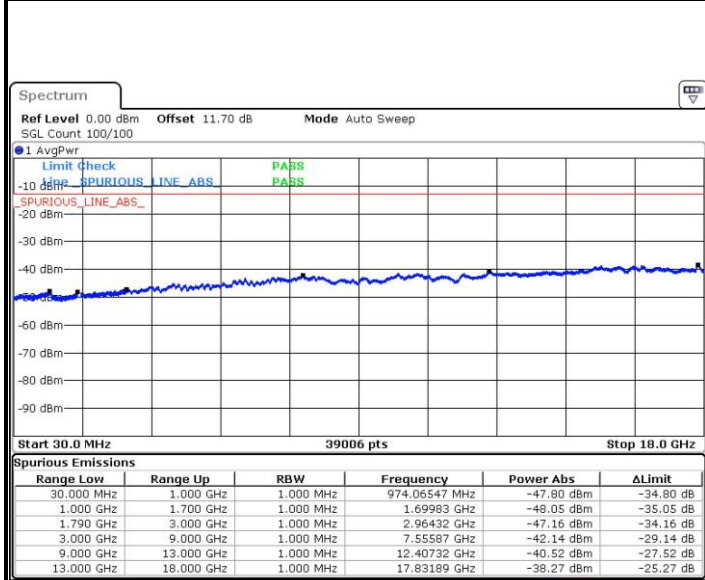


Date: 30 JUN 2018 03:00:03



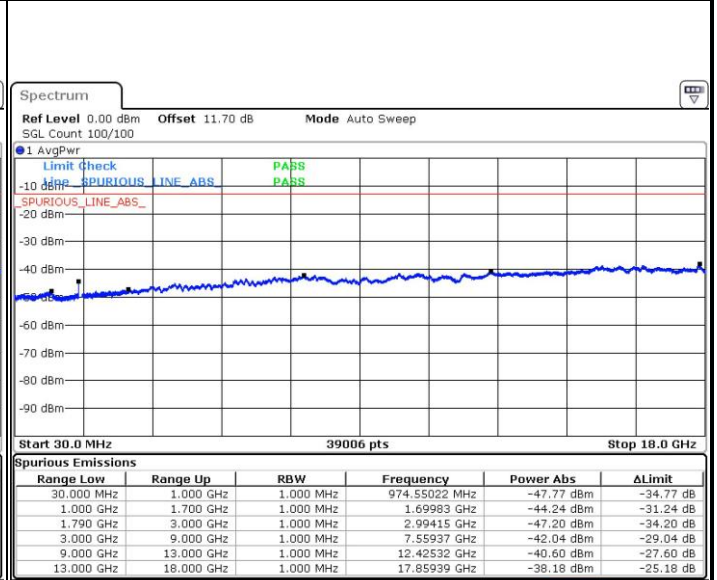
LTE Band 66 / 20MHz

Lowest Channel / 64QAM



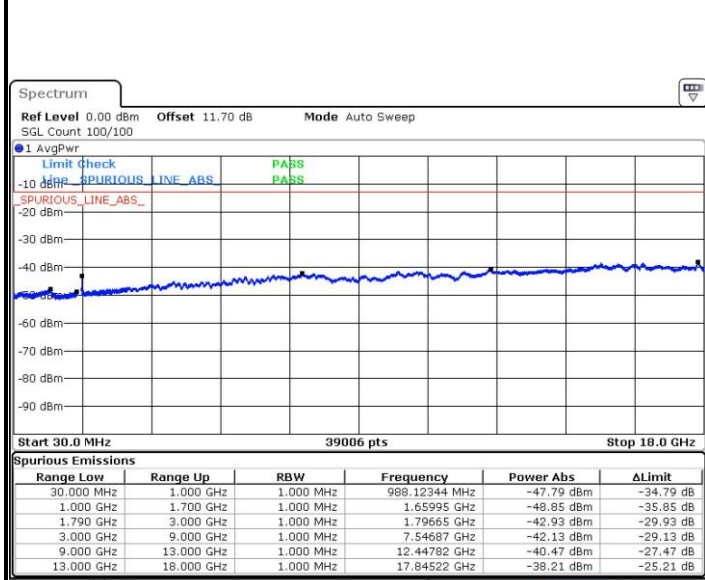
Date: 30 JUN 2018 03:03:42

Middle Channel / 64QAM



Date: 30 JUN 2018 03:05:01

Highest Channel / 64QAM



Date: 30 JUN 2018 03:08:40



Frequency Stability

Test Conditions		LTE Band 66 (QPSK) / Middle Channel	Limit
Temperature (°C)	Voltage (Volt)	BW 10MHz	Note 2.
		Deviation (ppm)	Result
50	Normal Voltage	0.0041	PASS
40	Normal Voltage	0.0033	
30	Normal Voltage	0.0018	
20(Ref.)	Normal Voltage	0.0000	
10	Normal Voltage	0.0007	
0	Normal Voltage	0.0008	
-10	Normal Voltage	0.0015	
-20	Normal Voltage	0.0003	
-30	Normal Voltage	0.0023	
20	Maximum Voltage	0.0011	
20	Normal Voltage	0.0000	
20	Battery End Point	0.0018	

Note:

- 1. Normal Voltage =3.8 V. ; Battery End Point (BEP) =3.5 V. ; Maximum Voltage =4.2 V.
- 2. The frequency fundamental emissions stay within the authorized frequency block.



Appendix B. Test Results of ERP/EIRP and Radiated Test

ERP/EIRP

LTE Band 2 / 1.4MHz (Average) (GT - LC = 1.62 dB)							
Channel	Mode	RB		Conducted		EIRP	
		Size	Offset	Power (dBm)	Power (Watts)	EIRP(dBm)	EIRP(W)
Lowest	QPSK	3	1	23.74	0.2366	25.36	0.3436
Middle		3	1	23.59	0.2286	25.21	0.3319
Highest		3	1	23.26	0.2118	24.88	0.3076
Lowest	16QAM	1	3	22.96	0.1977	24.58	0.2871
Middle		1	3	22.80	0.1905	24.42	0.2767
Highest		1	3	22.59	0.1816	24.21	0.2636
Lowest	64QAM	1	3	21.86	0.1535	23.48	0.2228
Middle		1	3	21.71	0.1483	23.33	0.2153
Highest		1	3	21.49	0.1409	23.11	0.2046
Limit	EIRP < 2W			Result		PASS	

LTE Band 2 / 3MHz (Average) (GT - LC = 1.62 dB)							
Channel	Mode	RB		Conducted		EIRP	
		Size	Offset	Power (dBm)	Power (Watts)	EIRP(dBm)	EIRP(W)
Lowest	QPSK	1	8	23.75	0.2371	25.37	0.3443
Middle		1	8	23.56	0.2270	25.18	0.3296
Highest		1	8	23.30	0.2138	24.92	0.3105
Lowest	16QAM	1	8	22.93	0.1963	24.55	0.2851
Middle		1	8	22.83	0.1919	24.45	0.2786
Highest		1	8	22.59	0.1816	24.21	0.2636
Lowest	64QAM	1	8	21.85	0.1531	23.47	0.2223
Middle		1	8	21.78	0.1507	23.40	0.2188
Highest		1	8	21.52	0.1419	23.14	0.2061
Limit	EIRP < 2W			Result		PASS	

LTE Band 2 / 5MHz (Average) (GT - LC = 1.62 dB)							
Channel	Mode	RB		Conducted		EIRP	
		Size	Offset	Power (dBm)	Power (Watts)	EIRP(dBm)	EIRP(W)
Lowest	QPSK	1	12	23.69	0.2339	25.31	0.3396
Middle		1	12	23.59	0.2286	25.21	0.3319
Highest		1	12	23.31	0.2143	24.93	0.3112
Lowest	16QAM	1	12	22.95	0.1972	24.57	0.2864
Middle		1	12	22.85	0.1928	24.47	0.2799
Highest		1	12	22.62	0.1828	24.24	0.2655
Lowest	64QAM	1	12	21.85	0.1531	23.47	0.2223
Middle		1	12	21.72	0.1486	23.34	0.2158
Highest		1	12	21.57	0.1435	23.19	0.2084
Limit	EIRP < 2W			Result		PASS	



LTE Band 2 / 10MHz (Average) (GT - LC = 1.62 dB)							
Channel	Mode	RB		Conducted		EIRP	
		Size	Offset	Power (dBm)	Power (Watts)	EIRP(dBm)	EIRP(W)
Lowest	QPSK	1	25	23.66	0.2323	25.28	0.3373
Middle		1	25	23.55	0.2265	25.17	0.3289
Highest		1	25	23.24	0.2109	24.86	0.3062
Lowest	16QAM	1	25	22.97	0.1982	24.59	0.2877
Middle		1	25	22.81	0.1910	24.43	0.2773
Highest		1	25	22.49	0.1774	24.11	0.2576
Lowest	64QAM	1	25	21.84	0.1528	23.46	0.2218
Middle		1	25	21.70	0.1479	23.32	0.2148
Highest		1	25	21.35	0.1365	22.97	0.1982
Limit	EIRP < 2W		Result		PASS		

LTE Band 2 / 15MHz (Average) (GT - LC = 1.62 dB)							
Channel	Mode	RB		Conducted		EIRP	
		Size	Offset	Power (dBm)	Power (Watts)	EIRP(dBm)	EIRP(W)
Lowest	QPSK	1	37	23.70	0.2344	25.32	0.3404
Middle		1	37	23.60	0.2291	25.22	0.3327
Highest		1	37	23.35	0.2163	24.97	0.3141
Lowest	16QAM	1	37	22.95	0.1972	24.57	0.2864
Middle		1	37	22.89	0.1945	24.51	0.2825
Highest		1	37	22.67	0.1849	24.29	0.2685
Lowest	64QAM	1	37	21.90	0.1549	23.52	0.2249
Middle		1	37	21.73	0.1489	23.35	0.2163
Highest		1	37	21.55	0.1429	23.17	0.2075
Limit	EIRP < 2W		Result		PASS		

LTE Band 2 / 20MHz (Average) (GT - LC = 1.62 dB)							
Channel	Mode	RB		Conducted		EIRP	
		Size	Offset	Power (dBm)	Power (Watts)	EIRP(dBm)	EIRP(W)
Lowest	QPSK	1	49	23.51	0.2244	25.13	0.3258
Middle		1	49	23.32	0.2148	24.94	0.3119
Highest		1	49	23.10	0.2042	24.72	0.2965
Lowest	16QAM	1	49	22.84	0.1923	24.46	0.2793
Middle		1	49	22.63	0.1832	24.25	0.2661
Highest		1	49	22.41	0.1742	24.03	0.2529
Lowest	64QAM	1	49	21.69	0.1476	23.31	0.2143
Middle		1	49	21.50	0.1413	23.12	0.2051
Highest		1	49	21.27	0.1340	22.89	0.1945
Limit	EIRP < 2W		Result		PASS		



LTE Band 4 / 1.4MHz (Average) (GT - LC = -0.31 dB)							
Channel	Mode	RB		Conducted		EIRP	
		Size	Offset	Power (dBm)	Power (Watts)	EIRP(dBm)	EIRP(W)
Lowest	QPSK	3	1	23.78	0.2388	23.47	0.2223
Middle		3	1	23.86	0.2432	23.55	0.2265
Highest		3	1	23.92	0.2466	23.61	0.2296
Lowest	16QAM	1	3	22.91	0.1954	22.60	0.1820
Middle		1	3	22.86	0.1932	22.55	0.1799
Highest		1	3	22.95	0.1972	22.64	0.1837
Lowest	64QAM	3	0	21.79	0.1510	21.48	0.1406
Middle		3	0	21.83	0.1524	21.52	0.1419
Highest		3	0	22.00	0.1585	21.69	0.1476
Limit	EIRP < 1W		Result		PASS		

LTE Band 4 / 3MHz (Average) (GT - LC = -0.31 dB)							
Channel	Mode	RB		Conducted		EIRP	
		Size	Offset	Power (dBm)	Power (Watts)	EIRP(dBm)	EIRP(W)
Lowest	QPSK	1	8	23.74	0.2366	23.43	0.2203
Middle		1	8	23.89	0.2449	23.58	0.2280
Highest		1	8	23.92	0.2466	23.61	0.2296
Lowest	16QAM	1	8	22.99	0.1991	22.68	0.1854
Middle		1	8	22.94	0.1968	22.63	0.1832
Highest		1	8	22.99	0.1991	22.68	0.1854
Lowest	64QAM	1	14	21.79	0.1510	21.48	0.1406
Middle		1	14	21.82	0.1521	21.51	0.1416
Highest		1	14	21.96	0.1570	21.65	0.1462
Limit	EIRP < 1W		Result		PASS		

LTE Band 4 / 5MHz (Average) (GT - LC = -0.31 dB)							
Channel	Mode	RB		Conducted		EIRP	
		Size	Offset	Power (dBm)	Power (Watts)	EIRP(dBm)	EIRP(W)
Lowest	QPSK	1	12	23.82	0.2410	23.51	0.2244
Middle		1	12	23.86	0.2432	23.55	0.2265
Highest		1	12	23.92	0.2466	23.61	0.2296
Lowest	16QAM	1	12	22.99	0.1991	22.68	0.1854
Middle		1	12	22.86	0.1932	22.55	0.1799
Highest		1	12	22.95	0.1972	22.64	0.1837
Lowest	64QAM	1	12	22.00	0.1585	21.69	0.1476
Middle		1	12	21.95	0.1567	21.64	0.1459
Highest		1	12	21.92	0.1556	21.61	0.1449
Limit	EIRP < 1W		Result		PASS		



LTE Band 4 / 10MHz (Average) (GT - LC = -0.31 dB)							
Channel	Mode	RB		Conducted		EIRP	
		Size	Offset	Power (dBm)	Power (Watts)	EIRP(dBm)	EIRP(W)
Lowest	QPSK	1	25	23.82	0.2410	23.51	0.2244
Middle		1	25	23.86	0.2432	23.55	0.2265
Highest		1	25	23.87	0.2438	23.56	0.2270
Lowest	16QAM	1	0	22.85	0.1928	22.54	0.1795
Middle		1	0	23.00	0.1995	22.69	0.1858
Highest		1	0	22.98	0.1986	22.67	0.1849
Lowest	64QAM	1	25	22.00	0.1585	21.69	0.1476
Middle		1	25	21.93	0.1560	21.62	0.1452
Highest		1	25	21.89	0.1545	21.58	0.1439
Limit	EIRP < 1W		Result		PASS		

LTE Band 4 / 15MHz (Average) (GT - LC = -0.31 dB)							
Channel	Mode	RB		Conducted		EIRP	
		Size	Offset	Power (dBm)	Power (Watts)	EIRP(dBm)	EIRP(W)
Lowest	QPSK	1	37	23.90	0.2455	23.59	0.2286
Middle		1	37	23.95	0.2483	23.64	0.2312
Highest		1	37	23.93	0.2472	23.62	0.2301
Lowest	16QAM	1	0	22.84	0.1923	22.53	0.1791
Middle		1	0	23.00	0.1995	22.69	0.1858
Highest		1	0	22.95	0.1972	22.64	0.1837
Lowest	64QAM	1	37	21.95	0.1567	21.64	0.1459
Middle		1	37	21.90	0.1549	21.59	0.1442
Highest		1	37	21.90	0.1549	21.59	0.1442
Limit	EIRP < 1W		Result		PASS		

LTE Band 4 / 20MHz (Average) (GT - LC = -0.31 dB)							
Channel	Mode	RB		Conducted		EIRP	
		Size	Offset	Power (dBm)	Power (Watts)	EIRP(dBm)	EIRP(W)
Lowest	QPSK	1	49	23.90	0.2455	23.59	0.2286
Middle		1	49	23.93	0.2472	23.62	0.2301
Highest		1	49	23.94	0.2477	23.63	0.2307
Lowest	16QAM	1	0	22.99	0.1991	22.68	0.1854
Middle		1	0	22.98	0.1986	22.67	0.1849
Highest		1	0	22.95	0.1972	22.64	0.1837
Lowest	64QAM	1	49	21.93	0.1560	21.62	0.1452
Middle		1	49	21.96	0.1570	21.65	0.1462
Highest		1	49	21.91	0.1552	21.60	0.1445
Limit	EIRP < 1W		Result		PASS		



LTE Band 5 / 1.4MHz (Average) (GT - LC = -2.28 dB)							
Channel	Mode	RB		Conducted		ERP	
		Size	Offset	Power (dBm)	Power (Watts)	ERP(dBm)	ERP(W)
Lowest	QPSK	3	1	23.56	0.2270	19.13	0.0818
Middle		3	1	23.51	0.2244	19.08	0.0809
Highest		3	1	23.57	0.2275	19.14	0.0820
Lowest	16QAM	1	3	22.82	0.1914	18.39	0.0690
Middle		1	3	22.79	0.1901	18.36	0.0685
Highest		1	3	22.90	0.1950	18.47	0.0703
Lowest	64QAM	1	3	21.75	0.1496	17.32	0.0540
Middle		1	3	21.71	0.1483	17.28	0.0535
Highest		1	3	21.83	0.1524	17.40	0.0550
Limit	ERP < 7W			Result		PASS	

LTE Band 5 / 3MHz (Average) (GT - LC = -2.28 dB)							
Channel	Mode	RB		Conducted		ERP	
		Size	Offset	Power (dBm)	Power (Watts)	ERP(dBm)	ERP(W)
Lowest	QPSK	1	8	23.65	0.2317	19.22	0.0836
Middle		1	8	23.56	0.2270	19.13	0.0818
Highest		1	8	23.64	0.2312	19.21	0.0834
Lowest	16QAM	1	8	22.98	0.1986	18.55	0.0716
Middle		1	8	22.83	0.1919	18.40	0.0692
Highest		1	8	22.96	0.1977	18.53	0.0713
Lowest	64QAM	1	8	21.92	0.1556	17.49	0.0561
Middle		1	8	21.79	0.1510	17.36	0.0545
Highest		1	8	21.98	0.1578	17.55	0.0569
Limit	ERP < 7W			Result		PASS	

LTE Band 5 / 5MHz (Average) (GT - LC = -2.28 dB)							
Channel	Mode	RB		Conducted		ERP	
		Size	Offset	Power (dBm)	Power (Watts)	ERP(dBm)	ERP(W)
Lowest	QPSK	1	12	23.80	0.2399	19.37	0.0865
Middle		1	12	23.77	0.2382	19.34	0.0859
Highest		1	12	23.80	0.2399	19.37	0.0865
Lowest	16QAM	1	12	22.86	0.1932	18.43	0.0697
Middle		1	12	22.78	0.1897	18.35	0.0684
Highest		1	12	22.96	0.1977	18.53	0.0713
Lowest	64QAM	1	12	21.96	0.1570	17.53	0.0566
Middle		1	12	21.98	0.1578	17.55	0.0569
Highest		1	12	21.86	0.1535	17.43	0.0553
Limit	ERP < 7W			Result		PASS	



LTE Band 5 / 10MHz (Average) (GT - LC = -2.28 dB)							
Channel	Mode	RB		Conducted		ERP	
		Size	Offset	Power (dBm)	Power (Watts)	ERP(dBm)	ERP(W)
Lowest	QPSK	1	25	23.81	0.2404	19.38	0.0867
Middle		1	25	23.73	0.2360	19.30	0.0851
Highest		1	25	23.79	0.2393	19.36	0.0863
Lowest	16QAM	1	0	22.95	0.1972	18.52	0.0711
Middle		1	0	22.93	0.1963	18.50	0.0708
Highest		1	0	23.00	0.1995	18.57	0.0719
Lowest	64QAM	1	25	21.98	0.1578	17.55	0.0569
Middle		1	25	21.95	0.1567	17.52	0.0565
Highest		1	25	21.86	0.1535	17.43	0.0553
Limit	ERP < 7W			Result		PASS	



LTE Band 7 / 5MHz (Average) (GT - LC = -0.95 dB)							
Channel	Mode	RB		Conducted		EIRP	
		Size	Offset	Power (dBm)	Power (Watts)	EIRP(dBm)	EIRP(W)
Lowest	QPSK	1	0	22.79	0.1901	21.84	0.1528
Middle		1	0	23.43	0.2203	22.48	0.1770
Highest		1	0	23.76	0.2377	22.81	0.1910
Lowest	16QAM	1	0	22.00	0.1585	21.05	0.1274
Middle		1	0	22.65	0.1841	21.70	0.1479
Highest		1	0	23.00	0.1995	22.05	0.1603
Lowest	64QAM	1	24	21.04	0.1271	20.09	0.1021
Middle		1	24	21.61	0.1449	20.66	0.1164
Highest		1	24	21.97	0.1574	21.02	0.1265
Limit	EIRP < 2W		Result		PASS		

LTE Band 7 / 10MHz (Average) (GT - LC = -0.95 dB)							
Channel	Mode	RB		Conducted		EIRP	
		Size	Offset	Power (dBm)	Power (Watts)	EIRP(dBm)	EIRP(W)
Lowest	QPSK	1	49	23.40	0.2188	22.45	0.1758
Middle		1	49	23.62	0.2301	22.67	0.1849
Highest		1	49	23.85	0.2427	22.90	0.1950
Lowest	16QAM	1	0	22.42	0.1746	21.47	0.1403
Middle		1	0	22.79	0.1901	21.84	0.1528
Highest		1	0	22.99	0.1991	22.04	0.1600
Lowest	64QAM	1	0	21.38	0.1374	20.43	0.1104
Middle		1	0	21.63	0.1455	20.68	0.1169
Highest		1	0	21.93	0.1560	20.98	0.1253
Limit	EIRP < 2W		Result		PASS		

LTE Band 7 / 15MHz (Average) (GT - LC = -0.95 dB)							
Channel	Mode	RB		Conducted		EIRP	
		Size	Offset	Power (dBm)	Power (Watts)	EIRP(dBm)	EIRP(W)
Lowest	QPSK	1	74	23.42	0.2198	22.47	0.1766
Middle		1	74	23.62	0.2301	22.67	0.1849
Highest		1	74	23.82	0.2410	22.87	0.1936
Lowest	16QAM	1	37	22.73	0.1875	21.78	0.1507
Middle		1	37	22.95	0.1972	22.00	0.1585
Highest		1	37	22.99	0.1991	22.04	0.1600
Lowest	64QAM	1	74	21.59	0.1442	20.64	0.1159
Middle		1	74	21.72	0.1486	20.77	0.1194
Highest		1	74	21.98	0.1578	21.03	0.1268
Limit	EIRP < 2W		Result		PASS		



LTE Band 7 / 20MHz (Average) (GT - LC = -0.95 dB)							
Channel	Mode	RB		Conducted		EIRP	
		Size	Offset	Power (dBm)	Power (Watts)	EIRP(dBm)	EIRP(W)
Lowest	QPSK	1	49	23.29	0.2133	22.34	0.1714
Middle		1	49	23.70	0.2344	22.75	0.1884
Highest		1	49	23.96	0.2489	23.01	0.2000
Lowest	16QAM	1	49	22.51	0.1782	21.56	0.1432
Middle		1	49	22.95	0.1972	22.00	0.1585
Highest		1	49	22.96	0.1977	22.01	0.1589
Lowest	64QAM	1	99	21.34	0.1361	20.39	0.1094
Middle		1	99	21.70	0.1479	20.75	0.1189
Highest		1	99	21.97	0.1574	21.02	0.1265
Limit	EIRP < 2W			Result		PASS	



LTE Band 12 / 1.4MHz (Average) (GT - LC = -3.21 dB)							
Channel	Mode	RB		Conducted		ERP	
		Size	Offset	Power (dBm)	Power (Watts)	ERP(dBm)	ERP(W)
Lowest	QPSK	3	1	23.36	0.2168	18.00	0.0631
Middle		3	1	23.38	0.2178	18.02	0.0634
Highest		3	1	23.42	0.2198	18.06	0.0640
Lowest	16QAM	1	3	22.56	0.1803	17.20	0.0525
Middle		1	3	22.73	0.1875	17.37	0.0546
Highest		1	3	22.54	0.1795	17.18	0.0522
Lowest	64QAM	1	3	21.53	0.1422	16.17	0.0414
Middle		1	3	21.68	0.1472	16.32	0.0429
Highest		1	3	21.54	0.1426	16.18	0.0415
Limit	ERP < 3W			Result		PASS	

LTE Band 12 / 3MHz (Average) (GT - LC = -3.21 dB)							
Channel	Mode	RB		Conducted		ERP	
		Size	Offset	Power (dBm)	Power (Watts)	ERP(dBm)	ERP(W)
Lowest	QPSK	1	8	23.45	0.2213	18.09	0.0644
Middle		1	8	23.50	0.2239	18.14	0.0652
Highest		1	8	23.51	0.2244	18.15	0.0653
Lowest	16QAM	1	8	22.63	0.1832	17.27	0.0533
Middle		1	8	22.84	0.1923	17.48	0.0560
Highest		1	8	22.66	0.1845	17.30	0.0537
Lowest	64QAM	1	8	21.61	0.1449	16.25	0.0422
Middle		1	8	21.81	0.1517	16.45	0.0442
Highest		1	8	21.66	0.1466	16.30	0.0427
Limit	ERP < 3W			Result		PASS	

LTE Band 12 / 5MHz (Average) (GT - LC = -3.21 dB)							
Channel	Mode	RB		Conducted		ERP	
		Size	Offset	Power (dBm)	Power (Watts)	ERP(dBm)	ERP(W)
Lowest	QPSK	1	12	23.50	0.2239	18.14	0.0652
Middle		1	12	23.48	0.2228	18.12	0.0649
Highest		1	12	23.51	0.2244	18.15	0.0653
Lowest	16QAM	1	12	22.70	0.1862	17.34	0.0542
Middle		1	12	22.75	0.1884	17.39	0.0548
Highest		1	12	22.65	0.1841	17.29	0.0536
Lowest	64QAM	1	12	21.66	0.1466	16.30	0.0427
Middle		1	12	21.81	0.1517	16.45	0.0442
Highest		1	12	21.62	0.1452	16.26	0.0423
Limit	ERP < 3W			Result		PASS	



LTE Band 12 / 10MHz (Average) (GT - LC = -3.21 dB)							
Channel	Mode	RB		Conducted		ERP	
		Size	Offset	Power (dBm)	Power (Watts)	ERP(dBm)	ERP(W)
Lowest	QPSK	1	25	23.42	0.2198	18.06	0.0640
Middle		1	25	23.41	0.2193	18.05	0.0638
Highest		1	25	23.37	0.2173	18.01	0.0632
Lowest	16QAM	1	25	22.67	0.1849	17.31	0.0538
Middle		1	25	22.78	0.1897	17.42	0.0552
Highest		1	25	22.62	0.1828	17.26	0.0532
Lowest	64QAM	1	25	21.66	0.1466	16.30	0.0427
Middle		1	25	21.73	0.1489	16.37	0.0434
Highest		1	25	21.58	0.1439	16.22	0.0419
Limit	ERP < 3W			Result		PASS	



LTE Band 13 / 5MHz (Average) (GT - LC = -2.85 dB)							
Channel	Mode	RB		Conducted		ERP	
		Size	Offset	Power (dBm)	Power (Watts)	ERP(dBm)	ERP(W)
Lowest	QPSK	1	12	23.60	0.2291	18.60	0.0724
Middle		1	12	23.64	0.2312	18.64	0.0731
Highest		1	12	23.60	0.2291	18.60	0.0724
Lowest	16QAM	1	12	22.95	0.1972	17.95	0.0624
Middle		1	12	22.90	0.1950	17.90	0.0617
Highest		1	12	22.86	0.1932	17.86	0.0611
Lowest	64QAM	1	12	21.95	0.1567	16.95	0.0495
Middle		1	12	21.86	0.1535	16.86	0.0485
Highest		1	12	21.80	0.1514	16.80	0.0479
Limit	ERP < 3W			Result		PASS	

LTE Band 13 / 10MHz (Average) (GT - LC = -2.85 dB)							
Channel	Mode	RB		Conducted		ERP	
		Size	Offset	Power (dBm)	Power (Watts)	ERP(dBm)	ERP(W)
Lowest	QPSK	-	-	-	-	-	-
Middle		1	25	23.66	0.2323	18.66	0.0735
Highest		-	-	-	-	-	-
Lowest	16QAM	-	-	-	-	-	-
Middle		1	25	22.98	0.1986	17.98	0.0628
Highest		-	-	-	-	-	-
Lowest	64QAM	-	-	-	-	-	-
Middle		1	25	21.95	0.1567	16.95	0.0495
Highest		-	-	-	-	-	-
Limit	ERP < 3W			Result		PASS	



LTE Band 17 / 5MHz (Average) (GT - LC = -3.21 dB)							
Channel	Mode	RB		Conducted		ERP	
		Size	Offset	Power (dBm)	Power (Watts)	ERP(dBm)	ERP(W)
Lowest	QPSK	1	12	23.22	0.2099	17.86	0.0611
Middle		1	12	23.30	0.2138	17.94	0.0622
Highest		1	12	23.25	0.2113	17.89	0.0615
Lowest	16QAM	1	12	22.76	0.1888	17.40	0.0550
Middle		1	12	22.67	0.1849	17.31	0.0538
Highest		1	12	22.59	0.1816	17.23	0.0528
Lowest	64QAM	1	12	21.72	0.1486	16.36	0.0433
Middle		1	12	21.64	0.1459	16.28	0.0425
Highest		1	12	21.55	0.1429	16.19	0.0416
Limit	ERP < 3W			Result		PASS	

LTE Band 17 / 10MHz (Average) (GT - LC = -3.21 dB)							
Channel	Mode	RB		Conducted		ERP	
		Size	Offset	Power (dBm)	Power (Watts)	ERP(dBm)	ERP(W)
Lowest	QPSK	1	25	23.33	0.2153	17.97	0.0627
Middle		1	25	23.31	0.2143	17.95	0.0624
Highest		1	25	23.32	0.2148	17.96	0.0625
Lowest	16QAM	1	25	22.64	0.1837	17.28	0.0535
Middle		1	25	22.59	0.1816	17.23	0.0528
Highest		1	25	22.54	0.1795	17.18	0.0522
Lowest	64QAM	1	25	21.61	0.1449	16.25	0.0422
Middle		1	25	21.56	0.1432	16.20	0.0417
Highest		1	25	21.55	0.1429	16.19	0.0416
Limit	ERP < 3W			Result		PASS	



LTE Band 38 / 5MHz (Peak) (GT - LC = -0.84 dB)							
Channel	Mode	RB		Conducted		EIRP	
		Size	Offset	Power (dBm)	Power (Watts)	EIRP(dBm)	EIRP(W)
Lowest	QPSK	1	12	23.47	0.2223	22.63	0.1832
Middle		1	12	23.56	0.2270	22.72	0.1871
Highest		1	12	23.62	0.2301	22.78	0.1897
Lowest	16QAM	1	12	22.66	0.1845	21.82	0.1521
Middle		1	12	22.76	0.1888	21.92	0.1556
Highest		1	12	22.79	0.1901	21.95	0.1567
Lowest	64QAM	1	12	21.42	0.1387	20.58	0.1143
Middle		1	12	21.50	0.1413	20.66	0.1164
Highest		1	12	21.55	0.1429	20.71	0.1178
Limit	EIRP < 2W		Result		PASS		

LTE Band 38 / 10MHz (Peak) (GT - LC = -0.84 dB)							
Channel	Mode	RB		Conducted		EIRP	
		Size	Offset	Power (dBm)	Power (Watts)	EIRP(dBm)	EIRP(W)
Lowest	QPSK	1	0	23.42	0.2198	22.58	0.1811
Middle		1	0	23.45	0.2213	22.61	0.1824
Highest		1	0	23.48	0.2228	22.64	0.1837
Lowest	16QAM	1	0	22.57	0.1807	21.73	0.1489
Middle		1	0	22.60	0.1820	21.76	0.1500
Highest		1	0	22.64	0.1837	21.80	0.1514
Lowest	64QAM	1	0	21.30	0.1349	20.46	0.1112
Middle		1	0	21.34	0.1361	20.50	0.1122
Highest		1	0	21.38	0.1374	20.54	0.1132
Limit	EIRP < 2W		Result		PASS		

LTE Band 38 / 15MHz (Peak) (GT - LC = -0.84 dB)							
Channel	Mode	RB		Conducted		EIRP	
		Size	Offset	Power (dBm)	Power (Watts)	EIRP(dBm)	EIRP(W)
Lowest	QPSK	1	37	23.46	0.2218	22.62	0.1828
Middle		1	37	23.54	0.2259	22.70	0.1862
Highest		1	37	23.53	0.2254	22.69	0.1858
Lowest	16QAM	1	37	22.60	0.1820	21.76	0.1500
Middle		1	37	22.70	0.1862	21.86	0.1535
Highest		1	37	22.76	0.1888	21.92	0.1556
Lowest	64QAM	1	37	21.38	0.1374	20.54	0.1132
Middle		1	37	21.45	0.1396	20.61	0.1151
Highest		1	37	21.45	0.1396	20.61	0.1151
Limit	EIRP < 2W		Result		PASS		



LTE Band 38 / 20MHz (Peak) (GT - LC = -0.84 dB)							
Channel	Mode	RB		Conducted		EIRP	
		Size	Offset	Power (dBm)	Power (Watts)	EIRP(dBm)	EIRP(W)
Lowest	QPSK	1	49	23.53	0.2254	22.69	0.1858
Middle		1	49	23.59	0.2286	22.75	0.1884
Highest		1	49	23.63	0.2307	22.79	0.1901
Lowest	16QAM	1	49	22.71	0.1866	21.87	0.1538
Middle		1	49	22.77	0.1892	21.93	0.1560
Highest		1	49	22.77	0.1892	21.93	0.1560
Lowest	64QAM	1	49	21.41	0.1384	20.57	0.1140
Middle		1	49	21.49	0.1409	20.65	0.1161
Highest		1	49	21.55	0.1429	20.71	0.1178
Limit	EIRP < 2W			Result		PASS	



LTE Band 66 / 1.4MHz (Average) (GT - LC = -0.31 dB)							
Channel	Mode	RB		Conducted		EIRP	
		Size	Offset	Power (dBm)	Power (Watts)	EIRP(dBm)	EIRP(W)
Lowest	QPSK	3	1	23.42	0.2198	23.11	0.2046
Middle		3	1	23.58	0.2280	23.27	0.2123
Highest		3	1	23.64	0.2312	23.33	0.2153
Lowest	16QAM	1	3	22.64	0.1837	22.33	0.1710
Middle		1	3	22.76	0.1888	22.45	0.1758
Highest		1	3	22.83	0.1919	22.52	0.1786
Lowest	64QAM	1	3	21.56	0.1432	21.25	0.1334
Middle		1	3	21.70	0.1479	21.39	0.1377
Highest		1	3	21.80	0.1514	21.49	0.1409
Limit	EIRP < 1W		Result		PASS		

LTE Band 66 / 3MHz (Average) (GT - LC = -0.31 dB)							
Channel	Mode	RB		Conducted		EIRP	
		Size	Offset	Power (dBm)	Power (Watts)	EIRP(dBm)	EIRP(W)
Lowest	QPSK	1	8	23.48	0.2228	23.17	0.2075
Middle		1	8	23.67	0.2328	23.36	0.2168
Highest		1	8	23.71	0.2350	23.40	0.2188
Lowest	16QAM	1	8	22.67	0.1849	22.36	0.1722
Middle		1	8	22.84	0.1923	22.53	0.1791
Highest		1	8	22.94	0.1968	22.63	0.1832
Lowest	64QAM	1	8	21.66	0.1466	21.35	0.1365
Middle		1	8	21.73	0.1489	21.42	0.1387
Highest		1	8	21.88	0.1542	21.57	0.1435
Limit	EIRP < 1W		Result		PASS		

LTE Band 66 / 5MHz (Average) (GT - LC = -0.31 dB)							
Channel	Mode	RB		Conducted		EIRP	
		Size	Offset	Power (dBm)	Power (Watts)	EIRP(dBm)	EIRP(W)
Lowest	QPSK	1	12	23.84	0.2421	23.53	0.2254
Middle		1	12	23.94	0.2477	23.63	0.2307
Highest		1	12	23.95	0.2483	23.64	0.2312
Lowest	16QAM	1	12	22.86	0.1932	22.55	0.1799
Middle		1	12	22.95	0.1972	22.64	0.1837
Highest		1	12	22.98	0.1986	22.67	0.1849
Lowest	64QAM	1	0	21.70	0.1479	21.39	0.1377
Middle		1	0	21.85	0.1531	21.54	0.1426
Highest		1	0	21.90	0.1549	21.59	0.1442
Limit	EIRP < 1W		Result		PASS		



LTE Band 66 / 10MHz (Average) (GT - LC = -0.31 dB)							
Channel	Mode	RB		Conducted		EIRP	
		Size	Offset	Power (dBm)	Power (Watts)	EIRP(dBm)	EIRP(W)
Lowest	QPSK	1	25	23.82	0.2410	23.51	0.2244
Middle		1	25	23.91	0.2460	23.60	0.2291
Highest		1	25	23.94	0.2477	23.63	0.2307
Lowest	16QAM	1	0	22.86	0.1932	22.55	0.1799
Middle		1	0	23.00	0.1995	22.69	0.1858
Highest		1	0	22.89	0.1945	22.58	0.1811
Lowest	64QAM	1	0	21.85	0.1531	21.54	0.1426
Middle		1	0	21.93	0.1560	21.62	0.1452
Highest		1	0	21.97	0.1574	21.66	0.1466
Limit	EIRP < 1W			Result		PASS	

LTE Band 66 / 15MHz (Average) (GT - LC = -0.31 dB)							
Channel	Mode	RB		Conducted		EIRP	
		Size	Offset	Power (dBm)	Power (Watts)	EIRP(dBm)	EIRP(W)
Lowest	QPSK	1	37	23.75	0.2371	23.44	0.2208
Middle		1	37	23.89	0.2449	23.58	0.2280
Highest		1	37	23.93	0.2472	23.62	0.2301
Lowest	16QAM	1	0	22.78	0.1897	22.47	0.1766
Middle		1	0	22.90	0.1950	22.59	0.1816
Highest		1	0	23.00	0.1995	22.69	0.1858
Lowest	64QAM	1	37	21.97	0.1574	21.66	0.1466
Middle		1	37	22.00	0.1585	21.69	0.1476
Highest		1	37	21.86	0.1535	21.55	0.1429
Limit	EIRP < 1W			Result		PASS	

LTE Band 66 / 20MHz (Average) (GT - LC = -0.31 dB)							
Channel	Mode	RB		Conducted		EIRP	
		Size	Offset	Power (dBm)	Power (Watts)	EIRP(dBm)	EIRP(W)
Lowest	QPSK	1	49	23.84	0.2421	23.53	0.2254
Middle		1	49	23.89	0.2449	23.58	0.2280
Highest		1	49	23.90	0.2455	23.59	0.2286
Lowest	16QAM	1	0	22.86	0.1932	22.55	0.1799
Middle		1	0	22.96	0.1977	22.65	0.1841
Highest		1	0	22.98	0.1986	22.67	0.1849
Lowest	64QAM	1	49	21.98	0.1578	21.67	0.1469
Middle		1	49	21.97	0.1574	21.66	0.1466
Highest		1	49	21.99	0.1581	21.68	0.1472
Limit	EIRP < 1W			Result		PASS	



Radiated Spurious Emission

<For Main Antenna>

LTE Band 2

LTE Band 2 / 3MHz / QPSK									
Channel	Frequency (MHz)	EIRP (dBm)	Limit (dBm)	Over Limit (dB)	SPA Reading (dBm)	S.G. Power (dBm)	TX Cable loss (dB)	TX Antenna Gain (dBi)	Polarization (H/V)
Lowest	3702	-44.61	-13	-31.61	-61.46	-56.4	0.72	12.52	H
	5556	-40.63	-13	-27.63	-62.24	-52.8	1.00	13.17	H
	7404	-44.71	-13	-31.71	-69.5	-54.1	1.18	10.57	H
	9262	-35.72	-13	-22.72	-65.19	-46.2	1.39	11.87	H
	12958.5	-39.97	-13	-26.97	-74.289	-52.5	1.44	13.98	H
	14817	-39.80	-13	-26.80	-72.88	-50.9	1.69	12.79	H
	16665	-38.81	-13	-25.81	-72.92	-52.6	1.85	15.64	H
	3702	-48.71	-13	-35.71	-66.7	-60.5	0.72	12.52	V
	5556	-77.93	-13	-64.93	-69.28	-90.1	1.00	13.17	V
	7404	-50.61	-13	-37.61	-75.29	-60	1.18	10.57	V
	9262	-40.42	-13	-27.42	-69.19	-50.9	1.39	11.87	V
	14817	-44.00	-13	-31.00	-75.69	-55.1	1.69	12.79	V
	16665	-39.71	-13	-26.71	-75.22	-53.5	1.85	15.64	V
	14817	-44.10	-13	-31.10	-75.09	-55.2	1.69	12.79	V



Middle	3762	-42.69	-13	-29.69	-59.76	-54.5	0.69	12.50	H
	5640	-40.37	-13	-27.37	-61.75	-52.5	0.98	13.12	H
	7524	-42.91	-13	-29.91	-67.94	-52.2	1.18	10.47	H
	9399	-34.17	-13	-21.17	-63.41	-44.2	1.45	11.48	H
	15037	-39.58	-13	-26.58	-73.41	-51.4	1.72	13.54	H
									H
									H
	3762	-48.49	-13	-35.49	-66.76	-60.3	0.69	12.50	V
	5640	-47.57	-13	-34.57	-69.03	-59.7	0.98	13.12	V
	7524	-48.11	-13	-35.11	-72.87	-57.4	1.18	10.47	V
	9399	-36.57	-13	-23.57	-65.31	-46.6	1.45	11.48	V
	15037	-41.68	-13	-28.68	-74.85	-53.5	1.72	13.54	V
									V
									V
Highest	3816	-40.91	-13	-27.91	-58.01	-52.7	0.69	12.47	H
	5724	-38.03	-13	-25.03	-59.26	-50.1	0.99	13.07	H
	7632	-44.61	-13	-31.61	-69.43	-54.2	1.18	10.77	H
	9546	-38.58	-13	-25.58	-68.32	-48.2	1.67	11.28	H
	11457	-42.66	-13	-29.66	-73.53	-52.9	1.51	11.75	H
	13357.5	-40.11	-13	-27.11	-74.04	-51.6	1.48	12.97	H
	15268.5	-36.07	-13	-23.07	-70.63	-49.4	1.74	15.07	H
	3816	-46.41	-13	-33.41	-64.77	-58.2	0.69	12.47	V
	5724	-44.83	-13	-31.83	-66.74	-56.9	0.99	13.07	V
	7632	-50.11	-13	-37.11	-74.58	-59.7	1.18	10.77	V
	9546	-40.28	-13	-27.28	-69.13	-49.9	1.67	11.28	V
	11457	-42.56	-13	-29.56	-74.1	-52.8	1.51	11.75	V
	13357.5	-44.21	-13	-31.21	-75.66	-55.7	1.48	12.97	V
	15268.5	-40.97	-13	-27.97	-74.77	-54.3	1.74	15.07	V

Remark: Spurious emissions within 30-1000MHz were found more than 20dB below limit line.



LTE Band 4

LTE Band 4 / 15MHz / QPSK										
Channel	Frequency (MHz)	EIRP (dBm)	Limit (dBm)	Over Limit (dB)	SPA Reading (dBm)	S.G. Power (dBm)	TX Cable loss (dB)	TX Antenna Gain (dBi)	Polarization (H/V)	
Lowest	3432	-44.20	-13	-31.20	-61.35	-55.82	0.77	12.40	H	
	5154	-41.99	-13	-28.99	-62.71	-53.52	0.98	12.51	H	
	6870	-45.56	-13	-32.56	-69.32	-56.27	0.87	11.59	H	
	8586	-42.78	-13	-29.78	-70.43	-53.42	1.38	12.02	H	
	10302	-43.07	-13	-30.07	-74	-53.2	1.40	11.53	H	
	12024	-42.71	-13	-29.71	-73.78	-53.56	1.57	12.42	H	
	13735.5	-34.11	-13	-21.11	-67.57	-44.9	1.53	12.32	H	
	15457.5	-34.24	-13	-21.24	-69.68	-48.8	1.75	16.32	H	
	17179.5	-36.15	-13	-23.15	-72.42	-47.63	1.83	13.31	H	
										H
										H
										H
										H
										H
	3432	-51.91	-13	-38.91	-68.87	-63.53	0.77	12.40	V	
	5154	-41.97	-13	-28.97	-62.86	-53.5	0.98	12.51	V	
	6870	-45.34	-13	-32.34	-69.53	-56.05	0.87	11.59	V	
	8586	-43.75	-13	-30.75	-71.11	-54.39	1.38	12.02	V	
	10302	-42.51	-13	-29.51	-73.24	-52.64	1.40	11.53	V	
	12024	-39.41	-13	-26.41	-70.25	-50.26	1.57	12.42	V	
	13735.5	-41.44	-13	-28.44	-72.88	-52.23	1.53	12.32	V	
	15457.5	-39.04	-13	-26.04	-73.93	-53.6	1.75	16.32	V	
	17179.5	-38.63	-13	-25.63	-74.51	-50.11	1.83	13.31	V	
										V
									V	
									V	
									V	
									V	



LTE Band 5

LTE Band 5 / 10MHz / QPSK									
Channel	Frequency (MHz)	ERP (dBm)	Limit (dBm)	Over Limit (dB)	SPA Reading (dBm)	S.G. Power (dBm)	TX Cable loss (dB)	TX Antenna Gain (dBi)	Polarization (H/V)
Lowest	1656	-54.56	-13	-41.56	-64.51	-61.53	0.53	9.64	H
	2488	-53.87	-13	-40.87	-67.27	-61.86	0.65	10.79	H
	3320	-51.94	-13	-38.94	-68.11	-61.09	0.76	12.06	H
									H
									H
									H
									H
	1656	-57.71	-13	-44.71	-67.37	-64.68	0.53	9.64	V
	2488	-52.04	-13	-39.04	-65.86	-60.03	0.65	10.79	V
	3320	-53.68	-13	-40.68	-69.74	-62.83	0.76	12.06	V
									V
									V
									V
									V
Middle	1672	-55.02	-13	-42.02	-65.11	-62.02	0.53	9.68	H
	2512	-53.60	-13	-40.60	-67.02	-61.6	0.66	10.81	H
	3344	-44.24	-13	-31.24	-60.44	-53.46	0.76	12.13	H
									H
									H
									H
									H
	1672	-55.72	-13	-42.72	-65.41	-62.72	0.53	9.68	V
	2512	-52.85	-13	-39.85	-66.68	-60.85	0.66	10.81	V
	3344	-46.04	-13	-33.04	-62.05	-55.26	0.76	12.13	V
									V
									V
									V
									V
								V	



Highest	1688	-51.38	-13	-38.38	-61.63	-58.41	0.53	9.71	H
	2536	-51.91	-13	-38.91	-65.36	-59.92	0.66	10.82	H
	3376	-50.35	-13	-37.35	-66.62	-59.66	0.77	12.23	H
									H
									H
									H
									H
	1688	-55.24	-13	-42.24	-64.99	-62.27	0.53	9.71	V
	2536	-51.06	-13	-38.06	-64.89	-59.07	0.66	10.82	V
	3376	-52.65	-13	-39.65	-68.58	-61.96	0.77	12.23	V
									V
									V
									V
									V

Remark: Spurious emissions within 30-1000MHz were found more than 20dB below limit line.



LTE Band 7

LTE Band 7 / 20MHz / QPSK										
Channel	Frequency (MHz)	EIRP (dBm)	Limit (dBm)	Over Limit (dB)	SPA Reading (dBm)	S.G. Power (dBm)	TX Cable loss (dB)	TX Antenna Gain (dBi)	Polarization (H/V)	
Lowest	5022	-42.12	-25	-17.12	-62.63	-53.42	0.94	12.24	H	
	7530	-41.94	-25	-16.94	-66.86	-51.24	1.18	10.48	H	
	10044	-45.20	-25	-20.20	-76.24	-55.85	1.37	12.02	H	
	12546	-41.49	-25	-16.49	-74.64	-54.71	1.50	14.72	H	
	15066	-38.92	-25	-13.92	-72.95	-50.93	1.72	13.74	H	
										H
										H
	5022	-47.94	-25	-22.94	-68.63	-59.24	0.94	12.24	V	
	7530	-44.32	-25	-19.32	-69.29	-53.62	1.18	10.48	V	
	10044	-43.93	-25	-18.93	-74.66	-54.58	1.37	12.02	V	
	12546	-40.36	-25	-15.36	-72.57	-53.58	1.50	14.72	V	
	15066	-40.54	-25	-15.54	-74.26	-52.55	1.72	13.74	V	
										V
										V
Middle	5070	-41.16	-25	-16.16	-61.73	-52.54	0.96	12.34	H	
	7602	-40.37	-25	-15.37	-65.48	-49.87	1.18	10.69	H	
	10140	-45.20	-25	-20.20	-76.19	-55.65	1.38	11.83	H	
	12672	-41.71	-25	-16.71	-75.28	-54.72	1.48	14.49	H	
	15210	-35.91	-25	-10.91	-70.46	-48.86	1.73	14.69	H	
										H
										H
	5070	-47.38	-25	-22.38	-68.12	-58.76	0.96	12.34	V	
	7602	-43.23	-25	-18.23	-68.04	-52.73	1.18	10.69	V	
	10140	-41.57	-25	-16.57	-72.29	-52.02	1.38	11.83	V	
	12672	-41.58	-25	-16.58	-73.77	-54.59	1.48	14.49	V	
	15210	-39.24	-25	-14.24	-73.4	-52.19	1.73	14.69	V	
										V
										V



Highest	5118	-36.27	-25	-11.27	-56.93	-47.74	0.97	12.44	H
	7680	-37.86	-25	-12.86	-63.14	-47.58	1.19	10.90	H
	10242	-45.17	-25	-20.17	-76.13	-55.42	1.39	11.64	H
	12798	-41.34	-25	-16.34	-75.28	-54.14	1.47	14.26	H
	15354	-31.99	-25	-6.99	-67.04	-45.88	1.74	15.64	H
									H
									H
	5118	-43.71	-25	-18.71	-64.54	-55.18	0.97	12.44	V
	7680	-39.59	-25	-14.59	-64.71	-49.31	1.19	10.90	V
	10242	-40.74	-25	-15.74	-71.47	-50.99	1.39	11.64	V
	12798	-43.64	-25	-18.64	-75.81	-56.44	1.47	14.26	V
	15354	-36.92	-25	-11.92	-71.48	-50.81	1.74	15.64	V
									V
									V

Remark: Spurious emissions within 30-1000MHz were found more than 20dB below limit line.



LTE Band 12

LTE Band 12 / 5MHz / QPSK									
Channel	Frequency (MHz)	ERP (dBm)	Limit (dBm)	Over Limit (dB)	SPA Reading (dBm)	S.G. Power (dBm)	TX Cable loss (dB)	TX Antenna Gain (dBi)	Polarization (H/V)
Lowest	1400	-59.15	-13	-46.15	-69.81	-65.20	0.50	8.70	H
	2096	-52.06	-13	-39.06	-65.32	-59.80	0.59	10.48	H
	2800	-59.07	-13	-46.07	-73.28	-67.20	0.70	10.98	H
									H
									H
									H
									H
	1400	-57.55	-13	-44.55	-68.48	-63.60	0.50	8.70	V
	2104	-53.56	-13	-40.56	-66.57	-61.30	0.59	10.48	V
	2808	-59.47	-13	-46.47	-74.19	-67.60	0.70	10.98	V
									V
									V
									V
									V
Middle	1416	-58.36	-13	-45.36	-68.95	-64.50	0.50	8.80	H
	2120	-50.45	-13	-37.45	-64.38	-58.20	0.59	10.50	H
	2832	-58.06	-13	-45.06	-72.19	-66.20	0.71	11.00	H
									H
									H
									H
									H
	1416	-57.96	-13	-44.96	-68.69	-64.10	0.50	8.80	V
	2120	-53.95	-13	-40.95	-67.36	-61.70	0.59	10.50	V
	2832	-59.96	-13	-46.96	-74.27	-68.10	0.71	11.00	V
									V
									V
									V
									V



Highest	1424	-58.41	-13	-45.41	-69.46	-64.60	0.50	8.84	H
	2144	-50.63	-13	-37.63	-64.27	-58.40	0.59	10.52	H
	2856	-58.35	-13	-45.35	-73.03	-66.50	0.71	11.01	H
									H
									H
									H
									H
	1424	-58.31	-13	-45.31	-69.12	-64.50	0.50	8.84	V
	2144	-54.93	-13	-41.93	-68.95	-62.70	0.59	10.52	V
	2856	-59.55	-13	-46.55	-74.03	-67.70	0.71	11.01	V
									V
									V
									V
									V

Remark: Spurious emissions within 30-1000MHz were found more than 20dB below limit line.



LTE Band 13

LTE Band 13 / 5MHz / QPSK									
Channel	Frequency (MHz)	ERP (dBm)	Limit (dBm)	Over Limit (dB)	SPA Reading (dBm)	S.G. Power (dBm)	TX Cable loss (dB)	TX Antenna Gain (dBi)	Polarization (H/V)
Lowest	1560	-58.43	-42.15	-16.28	-68.71	-65.20	0.51	9.43	H
	2336	-58.00	-13	-45.00	-71.81	-65.90	0.62	10.67	H
	3120	-58.93	-13	-45.93	-74.37	-67.50	0.74	11.46	H
									H
									H
									H
									H
	1560	-57.23	-42.15	-15.08	-66.75	-64.00	0.51	9.43	V
	2336	-57.60	-13	-44.60	-71.88	-65.50	0.62	10.67	V
	3120	-58.83	-13	-45.83	-74.31	-67.40	0.74	11.46	V
									V
									V
									V
									V
Middle	1568	-61.12	-42.15	-18.97	-71.24	-67.90	0.52	9.45	H
	2344	-59.00	-13	-46.00	-73.01	-66.90	0.62	10.68	H
	3128	-59.51	-13	-46.51	-74.64	-68.10	0.74	11.48	H
									H
									H
									H
									H
	1568	-61.42	-42.15	-19.27	-71.04	-68.20	0.52	9.45	V
	2344	-56.70	-13	-43.70	-71.20	-64.60	0.62	10.68	V
	3128	-58.61	-13	-45.61	-74.15	-67.20	0.74	11.48	V
									V
									V
									V
									V



Highest	1568	-58.72	-42.15	-16.57	-68.59	-65.50	0.52	9.45	H
	2352	-55.69	-13	-42.69	-69.57	-63.60	0.63	10.68	H
	3138	-59.18	-13	-46.18	-74.48	-67.80	0.74	11.51	H
									H
									H
									H
									H
	1568	-56.52	-42.15	-14.37	-65.86	-63.30	0.52	9.45	V
	2352	-54.49	-13	-41.49	-68.44	-62.40	0.63	10.68	V
	3136	-56.99	-13	-43.99	-72.56	-65.60	0.74	11.51	V
									V
									V
									V
									V

Remark: Spurious emissions within 30-1000MHz were found more than 20dB below limit line.



LTE Band 13 / 10MHz / QPSK									
Channel	Frequency (MHz)	ERP (dBm)	Limit (dBm)	Over Limit (dB)	SPA Reading (dBm)	S.G. Power (dBm)	TX Cable loss (dB)	TX Antenna Gain (dBi)	Polarization (H/V)
Middle	1568	-56.32	-42.15	-14.17	-65.89	-63.1	0.52	9.45	H
	2344	-55.60	-13	-42.60	-69.61	-63.5	0.62	10.68	H
	3128	-59.61	-13	-46.61	-74.61	-68.2	0.74	11.48	H
									H
									H
									H
									H
	1568	-60.72	-42.15	-18.57	-70.28	-67.5	0.52	9.45	V
	2344	-57.00	-13	-44.00	-71.48	-64.9	0.62	10.68	V
	3128	-57.61	-13	-44.61	-73.11	-66.2	0.74	11.48	V
									V
									V
									V
									V

Remark: Spurious emissions within 30-1000MHz were found more than 20dB below limit line.



LTE Band 17

LTE Band 17 / 10MHz / QPSK									
Channel	Frequency (MHz)	ERP (dBm)	Limit (dBm)	Over Limit (dB)	SPA Reading (dBm)	S.G. Power (dBm)	TX Cable loss (dB)	TX Antenna Gain (dBi)	Polarization (H/V)
Lowest	1416	-56.96	-13	-43.96	-67.75	-63.10	0.50	8.80	H
	2128	-53.74	-13	-40.74	-67.70	-61.50	0.59	10.50	H
	2840	-58.16	-13	-45.16	-72.29	-66.30	0.71	11.00	H
									H
									H
									H
									H
	1416	-58.36	-13	-45.36	-68.99	-64.50	0.50	8.80	V
	2128	-51.54	-13	-38.54	-64.98	-59.30	0.59	10.50	V
	2840	-59.46	-13	-46.46	-74.20	-67.60	0.71	11.00	V
									V
									V
									V
									V
Middle	1424	-56.71	-13	-43.71	-67.69	-62.90	0.50	8.84	H
	2128	-53.44	-13	-40.44	-67.41	-61.20	0.59	10.50	H
	2840	-59.06	-13	-46.06	-73.49	-67.20	0.71	11.00	H
									H
									H
									H
									H
	1424	-59.11	-13	-46.11	-69.81	-65.30	0.50	8.84	V
	2128	-52.54	-13	-39.54	-66.23	-60.30	0.59	10.50	V
	2840	-59.36	-13	-46.36	-74.12	-67.50	0.71	11.00	V
									V
									V
									V
									V



Highest	1424	-57.01	-13	-44.01	-68.11	-63.20	0.50	8.84	H
	2136	-54.23	-13	-41.23	-68.14	-62.00	0.59	10.51	H
	2848	-59.05	-13	-46.05	-73.07	-67.20	0.71	11.01	H
									H
									H
									H
									H
	1424	-59.01	-13	-46.01	-69.65	-65.20	0.50	8.84	V
	2136	-52.83	-13	-39.83	-66.60	-60.60	0.59	10.51	V
	2848	-59.95	-13	-46.95	-74.37	-68.10	0.71	11.01	V
									V
									V
									V
									V

Remark: Spurious emissions within 30-1000MHz were found more than 20dB below limit line.



LTE Band 38

LTE Band 38 / 20MHz / QPSK									
Channel	Frequency (MHz)	EIRP (dBm)	Limit (dBm)	Over Limit (dB)	SPA Reading (dBm)	S.G. Power (dBm)	TX Cable loss (dB)	TX Antenna Gain (dBi)	Polarization (H/V)
Lowest	5160	-39.63	-25	-14.63	-36.75	-51.17	0.98	12.52	H
	7740	-32.27	-25	-7.27	-34.43	-42.15	1.19	11.07	H
	10314	-39.62	-25	-14.62	-47.08	-49.73	1.40	11.50	H
	12906	-40.46	-25	-15.46	-52.16	-53.08	1.45	14.07	H
	15480	-31.50	-25	-6.50	-45.59	-46.21	1.75	16.47	H
									H
									H
	5160	-43.05	-25	-18.05	-40.34	-54.59	0.98	12.52	V
	7740	-37.79	-25	-12.79	-39.88	-47.67	1.19	11.07	V
	10314	-43.80	-25	-18.80	-51.06	-53.91	1.40	11.50	V
	12906	-46.31	-25	-21.31	-55.91	-58.93	1.45	14.07	V
	15480	-40.18	-25	-15.18	-53.71	-54.89	1.75	16.47	V
									V
									V
Middle	5190	-39.26	-25	-14.26	-36.48	-50.85	0.99	12.58	H
	7782	-33.81	-25	-8.81	-36.06	-43.81	1.19	11.19	H
	10386	-40.20	-25	-15.20	-47.65	-50.16	1.40	11.37	H
	12978	-38.70	-25	-13.70	-50.54	-51.2	1.44	13.94	H
	15570	-35.00	-25	-10.00	-48.97	-49.92	1.76	16.68	H
									H
									H
	5190	-42.39	-25	-17.39	-39.77	-53.98	0.99	12.58	V
	7782	-38.07	-25	-13.07	-40.37	-48.07	1.19	11.19	V
	10386	-45.90	-25	-20.90	-53.18	-55.86	1.40	11.37	V
	12978	-43.64	-25	-18.64	-53.16	-56.14	1.44	13.94	V
	15570	-41.84	-25	-16.84	-55.23	-56.76	1.76	16.68	V
									V
									V



Highest	5220	-42.90	-25	-17.90	-40.28	-54.54	1.00	12.64	H
	7830	-37.10	-25	-12.10	-39.67	-47.23	1.19	11.32	H
	10400	-44.43	-25	-19.43	-51.86	-54.36	1.41	11.34	H
	13050	-41.02	-25	-16.02	-52.84	-53.34	1.45	13.77	H
	15660	-37.92	-25	-12.92	-51.66	-52.95	1.77	16.79	H
									H
									H
	5220	-44.97	-25	-19.97	-42.51	-56.61	1.00	12.64	V
	7830	-43.54	-25	-18.54	-46.14	-53.67	1.19	11.32	V
	10400	-46.37	-25	-21.37	-53.65	-56.3	1.41	11.34	V
	13050	-48.02	-25	-23.02	-57.48	-60.34	1.45	13.77	V
	15660	-45.27	-25	-20.27	-58.41	-60.3	1.77	16.79	V
									V
									V

Remark: Spurious emissions within 30-1000MHz were found more than 20dB below limit line.



LTE Band 66

LTE Band 66 / 5MHz / QPSK										
Channel	Frequency (MHz)	EIRP (dBm)	Limit (dBm)	Over Limit (dB)	SPA Reading (dBm)	S.G. Power (dBm)	TX Cable loss (dB)	TX Antenna Gain (dBi)	Polarization (H/V)	
Lowest	3426	-45.70	-13	-32.70	-62.71	-57.30	0.77	12.38	H	
	5136	-43.20	-13	-30.20	-63.6	-54.70	0.97	12.47	H	
	6852	-45.41	-13	-32.41	-68.51	-56.20	0.83	11.63	H	
	8562	-44.98	-13	-31.98	-72.44	-55.60	1.36	11.99	H	
	11992.5	-41.98	-13	-28.98	-72.68	-52.70	1.57	12.29	H	
	13704	-36.67	-13	-23.67	-69.93	-47.50	1.52	12.36	H	
	15415	-35.31	-13	-22.31	-70.34	-49.60	1.75	16.04	H	
	17127	-36.90	-13	-23.90	-72.4	-48.60	1.84	13.54	H	
										H
	3426	-50.90	-13	-37.90	-67.76	-62.50	0.77	12.38	V	
	5136	-49.60	-13	-36.60	-70.36	-61.10	0.97	12.47	V	
	6852	-44.01	-13	-31.01	-68.02	-54.80	0.83	11.63	V	
	8562	-46.68	-13	-33.68	-73.81	-57.30	1.36	11.99	V	
	1992.5	-43.10	-13	-30.10	-73.78	-52.90	0.58	10.38	V	
	13704	-40.77	-13	-27.77	-71.6	-51.60	1.52	12.36	V	
	15415	-40.31	-13	-27.31	-74.73	-54.60	1.75	16.04	V	
	17127	-39.10	-13	-26.10	-74.02	-50.80	1.84	13.54	V	
										V



Middle	3492	-45.40	-13	-32.40	-62.44	-57.20	0.78	12.58	H
	5238	-43.53	-13	-30.53	-64.49	-55.20	1.01	12.68	H
	6978	-44.87	-13	-31.87	-68.53	-55.10	1.11	11.35	H
	8724	-43.38	-13	-30.38	-71.29	-54.20	1.40	12.21	H
	12213	-40.48	-13	-27.48	-72.09	-52.30	1.54	13.37	H
	13956	-37.60	-13	-24.60	-70.39	-48.10	1.55	12.05	H
	15709.5	-36.02	-13	-23.02	-70.49	-51.10	1.77	16.85	H
	17452.5	-35.24	-13	-22.24	-72.74	-45.60	1.75	12.11	H
									H
	3492	-49.70	-13	-36.70	-67.89	-61.50	0.78	12.58	V
	5238	-48.53	-13	-35.53	-69.01	-60.20	1.01	12.68	V
	6978	-46.97	-13	-33.97	-70.79	-57.20	1.11	11.35	V
	8724	-43.98	-13	-30.98	-71.77	-54.80	1.40	12.21	V
	12213	-42.58	-13	-29.58	-73.66	-54.40	1.54	13.37	V
	13956	-40.40	-13	-27.40	-71.44	-50.90	1.55	12.05	V
	15709.5	-40.82	-13	-27.82	-74.96	-55.90	1.77	16.85	V
	17452.5	-35.64	-13	-22.64	-74.19	-46.00	1.75	12.11	V
									V



Highest	3558	-43.41	-13	-30.41	-60.19	-55.20	0.78	12.58	H
	5334	-45.88	-13	-32.88	-67.03	-57.70	1.04	12.87	H
	7110	-46.78	-13	-33.78	-71.35	-56.70	1.18	11.10	H
	8886	-41.22	-13	-28.22	-69.78	-52.30	1.36	12.44	H
	10669.5	-43.10	-13	-30.10	-73.36	-52.50	1.43	10.83	H
	12444	-38.59	-13	-25.59	-71.22	-51.60	1.51	14.52	H
	14218.5	-37.24	-13	-24.24	-69.99	-47.60	1.59	11.96	H
	15993	-36.70	-13	-23.70	-70.14	-52.10	1.79	17.19	H
									H
	3558	-48.41	-13	-35.41	-66.38	-60.20	0.78	12.58	V
	5334	-49.98	-13	-36.98	-71.15	-61.80	1.04	12.87	V
	7110	-49.18	-13	-36.18	-73.61	-59.10	1.18	11.10	V
	8886	-43.02	-13	-30.02	-70.98	-54.10	1.36	12.44	V
	10669.5	-44.80	-13	-31.80	-75.15	-54.20	1.43	10.83	V
	12444	-42.29	-13	-29.29	-74.16	-55.30	1.51	14.52	V
	14218.5	-41.44	-13	-28.44	-72.66	-51.80	1.59	11.96	V
	15993	-41.90	-13	-28.90	-74.83	-57.30	1.79	17.19	V
									V

Remark: Spurious emissions within 30-1000MHz



<For Aux. Antenna>

LTE Band 5

LTE Band 5 / 10MHz / QPSK									
Channel	Frequency (MHz)	ERP (dBm)	Limit (dBm)	Over Limit (dB)	SPA Reading (dBm)	S.G. Power (dBm)	TX Cable loss (dB)	TX Antenna Gain (dBi)	Polarization (H/V)
Lowest	1656	-52.99	-13	-39.99	-62.94	-59.96	0.53	9.64	H
	2488	-53.45	-13	-40.45	-66.85	-61.44	0.65	10.79	H
	3320	-49.04	-13	-36.04	-65.21	-58.19	0.76	12.06	H
									H
									H
									H
									H
	1656	-54.35	-13	-41.35	-64.01	-61.32	0.53	9.64	V
	2488	-53.79	-13	-40.79	-67.61	-61.78	0.65	10.79	V
	3320	-48.80	-13	-35.80	-64.86	-57.95	0.76	12.06	V
									V
									V
									V
									V



Middle	1672	-50.93	-13	-37.93	-61.02	-57.93	0.53	9.68	H
	2512	-55.84	-13	-42.84	-69.26	-63.84	0.66	10.81	H
	3344	-49.42	-13	-36.42	-65.62	-58.64	0.76	12.13	H
									H
									H
									H
									H
	1672	-54.57	-13	-41.57	-64.26	-61.57	0.53	9.68	V
	2512	-53.52	-13	-40.52	-67.35	-61.52	0.66	10.81	V
	3344	-52.22	-13	-39.22	-68.23	-61.44	0.76	12.13	V
									V
									V
									V
									V
Highest	1688	-52.84	-13	-39.84	-63.09	-59.87	0.53	9.71	H
	2536	-56.26	-13	-43.26	-69.71	-64.27	0.66	10.82	H
	3376	-44.85	-13	-31.85	-61.12	-54.16	0.77	12.23	H
									H
									H
									H
									H
	1688	-56.05	-13	-43.05	-65.8	-63.08	0.53	9.71	V
	2536	-53.63	-13	-40.63	-67.46	-61.64	0.66	10.82	V
	3376	-47.53	-13	-34.53	-63.46	-56.84	0.77	12.23	V
									V
									V
									V
									V

Remark: Spurious emissions within 30-1000MHz were found more than 20dB below limit line.



LTE Band 12

LTE Band 12 / 5MHz / QPSK									
Channel	Frequency (MHz)	ERP (dBm)	Limit (dBm)	Over Limit (dB)	SPA Reading (dBm)	S.G. Power (dBm)	TX Cable loss (dB)	TX Antenna Gain (dBi)	Polarization (H/V)
Lowest	1400	-58.39	-13	-45.39	-69.50	-64.44	0.50	8.70	H
	2104	-58.05	-13	-45.05	-71.54	-65.79	0.59	10.48	H
	2805	-59.90	-13	-46.90	-74.36	-68.03	0.70	10.98	H
									H
									H
									H
									H
	1400	-56.76	-13	-43.76	-67.93	-62.81	0.50	8.70	V
	2104	-55.42	-13	-42.42	-68.67	-63.16	0.59	10.48	V
	2805	-59.52	-13	-46.52	-74.36	-67.65	0.70	10.98	V
									V
									V
									V
									V
Middle	1416	-55.47	-13	-42.47	-66.68	-61.61	0.50	8.80	H
	2120	-54.68	-13	-41.68	-68.46	-62.43	0.59	10.50	H
	2832	-59.10	-13	-46.10	-73.62	-67.24	0.71	11.00	H
									H
									H
									H
									H
	1416	-52.58	-13	-39.58	-63.59	-58.72	0.50	8.80	V
	2120	-57.31	-13	-44.31	-70.91	-65.06	0.59	10.50	V
	2832	-59.07	-13	-46.07	-73.91	-67.21	0.71	11.00	V
									V
									V
									V
									V



Highest	1424	-58.21	-13	-45.21	-69.59	-64.40	0.50	8.84	H
	2144	-54.60	-13	-41.60	-68.94	-62.37	0.59	10.52	H
	2856	-58.97	-13	-45.97	-73.54	-67.12	0.71	11.01	H
									H
									H
									H
									H
	1424	-56.31	-13	-43.31	-67.23	-62.50	0.50	8.84	V
	2144	-56.02	-13	-43.02	-70.31	-63.79	0.59	10.52	V
	2856	-59.08	-13	-46.08	-73.93	-67.23	0.71	11.01	V
									V
									V
									V
									V

Remark: Spurious emissions within 30-1000MHz were found more than 20dB below limit line.



LTE Band 13

LTE Band 13 / 5MHz / QPSK									
Channel	Frequency (MHz)	ERP (dBm)	Limit (dBm)	Over Limit (dB)	SPA Reading (dBm)	S.G. Power (dBm)	TX Cable loss (dB)	TX Antenna Gain (dBi)	Polarization (H/V)
Lowest	1560	-52.36	-42.15	-10.21	-62.78	-59.13	0.51	9.43	H
	2336	-56.59	-13	-43.59	-70.75	-64.49	0.62	10.67	H
	3120	-58.19	-13	-45.19	-73.78	-66.76	0.74	11.46	H
									H
									H
									H
									H
	1560	-51.45	-42.15	-9.30	-61.30	-58.22	0.51	9.43	V
	2336	-58.12	-13	-45.12	-72.80	-66.02	0.62	10.67	V
	3120	-58.46	-13	-45.46	-74.28	-67.03	0.74	11.46	V
									V
									V
									V
									V
Middle	1568	-49.94	-42.15	-7.79	-59.90	-56.72	0.52	9.45	H
	2344	-57.50	-13	-44.50	-71.54	-65.40	0.62	10.68	H
	3136	-58.89	-13	-45.89	-74.57	-67.50	0.74	11.51	H
									H
									H
									H
									H
	1568	-48.33	-42.15	-6.18	-58.03	-55.11	0.52	9.45	V
	2344	-58.16	-13	-45.16	-72.78	-66.06	0.62	10.68	V
	3136	-58.00	-13	-45.00	-73.96	-66.61	0.74	11.51	V
									V
									V
									V
									V
								V	



Highest	1568	-51.58	-42.15	-9.43	-61.54	-58.36	0.52	9.45	H
	2352	-57.74	-13	-44.74	-71.76	-65.65	0.63	10.68	H
	3136	-58.47	-13	-45.47	-74.15	-67.08	0.74	11.51	H
									H
									H
									H
									H
	1568	-50.36	-42.15	-8.21	-60.06	-57.14	0.52	9.45	V
	2352	-57.96	-13	-44.96	-72.56	-65.87	0.63	10.68	V
	3136	-58.47	-13	-45.47	-74.43	-67.08	0.74	11.51	V
									V
									V
									V
									V

Remark: Spurious emissions within 30-1000MHz were found more than 20dB below limit line.



LTE Band 13 / 10MHz / QPSK									
Channel	Frequency (MHz)	ERP (dBm)	Limit (dBm)	Over Limit (dB)	SPA Reading (dBm)	S.G. Power (dBm)	TX Cable loss (dB)	TX Antenna Gain (dBi)	Polarization (H/V)
Middle	1568	-50.21	-42.15	-8.06	-60.17	-56.99	0.52	9.45	H
	2346	-56.93	-13	-43.93	-70.97	-64.83	0.62	10.68	H
	3136	-58.57	-13	-45.57	-74.25	-67.18	0.74	11.51	H
									H
									H
									H
									H
	1568	-48.69	-42.15	-6.54	-58.39	-55.47	0.52	9.45	V
	2346	-58.53	-13	-45.53	-73.15	-66.43	0.62	10.68	V
	3136	-58.13	-13	-45.13	-74.09	-66.74	0.74	11.51	V
									V
									V
									V
									V

Remark: Spurious emissions within 30-1000MHz were found more than 20dB below limit line.



LTE Band 17

LTE Band 17 / 10MHz / QPSK									
Channel	Frequency (MHz)	ERP (dBm)	Limit (dBm)	Over Limit (dB)	SPA Reading (dBm)	S.G. Power (dBm)	TX Cable loss (dB)	TX Antenna Gain (dBi)	Polarization (H/V)
Lowest	1416	-52.85	-13	-39.85	-64.06	-58.99	0.50	8.80	H
	2128	-57.10	-13	-44.10	-71.16	-64.86	0.59	10.50	H
	2832	-59.72	-13	-46.72	-74.24	-67.86	0.71	11.00	H
									H
									H
									H
									H
	1416	-55.62	-13	-42.62	-66.63	-61.76	0.50	8.80	V
	2128	-59.21	-13	-46.21	-73.16	-66.97	0.59	10.50	V
	2832	-59.42	-13	-46.42	-74.26	-67.56	0.71	11.00	V
									V
									V
									V
									V
Middle	1424	-52.75	-13	-39.75	-64.13	-58.94	0.50	8.84	H
	2128	-56.28	-13	-43.28	-70.34	-64.04	0.59	10.50	H
	2848	-59.91	-13	-46.91	-74.47	-68.06	0.71	11.01	H
									H
									H
									H
									H
	1424	-55.74	-13	-42.74	-66.66	-61.93	0.50	8.84	V
	2128	-58.50	-13	-45.50	-72.45	-66.26	0.59	10.50	V
	2848	-59.37	-13	-46.37	-74.21	-67.52	0.71	11.01	V
									V
									V
									V
									V



Highest	1424	-55.02	-13	-42.02	-66.40	-61.21	0.50	8.84	H
	2136	-55.12	-13	-42.12	-69.17	-62.89	0.59	10.51	H
	2848	-59.70	-13	-46.70	-74.26	-67.85	0.71	11.01	H
									H
									H
									H
									H
	1424	-57.27	-13	-44.27	-68.19	-63.46	0.50	8.84	V
	2136	-57.95	-13	-44.95	-71.89	-65.72	0.59	10.51	V
	2848	-59.28	-13	-46.28	-74.12	-67.43	0.71	11.01	V
									V
									V
									V
									V

Remark: Spurious emissions within 30-1000MHz were found more than 20dB below limit line.