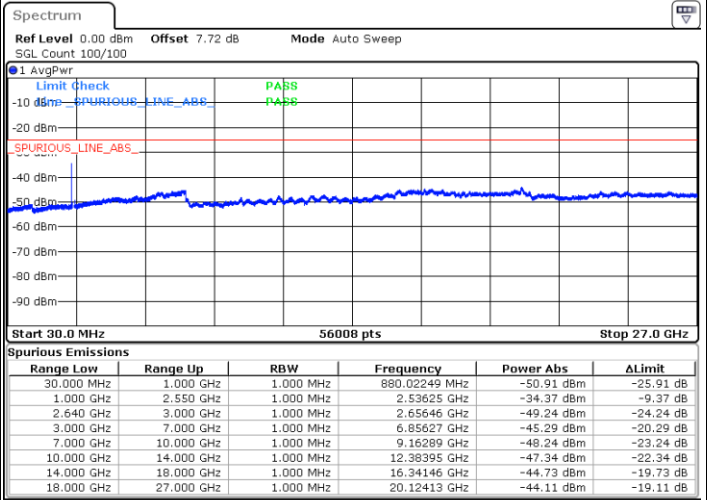
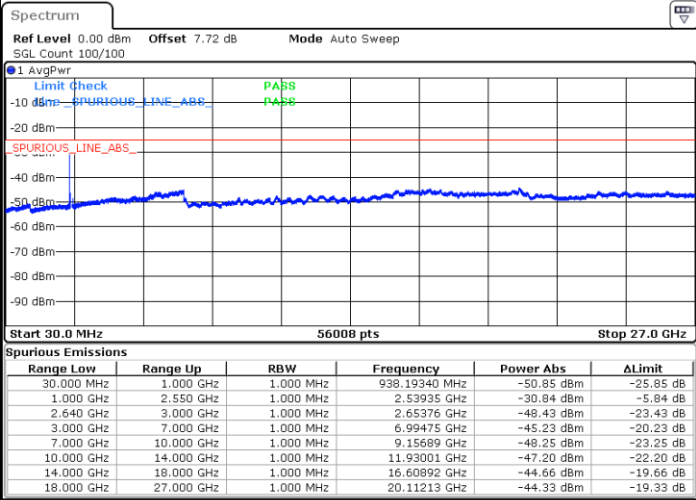




LTE Band 38 / 15MHz

Lowest Channel / QPSK

Lowest Channel / 16QAM

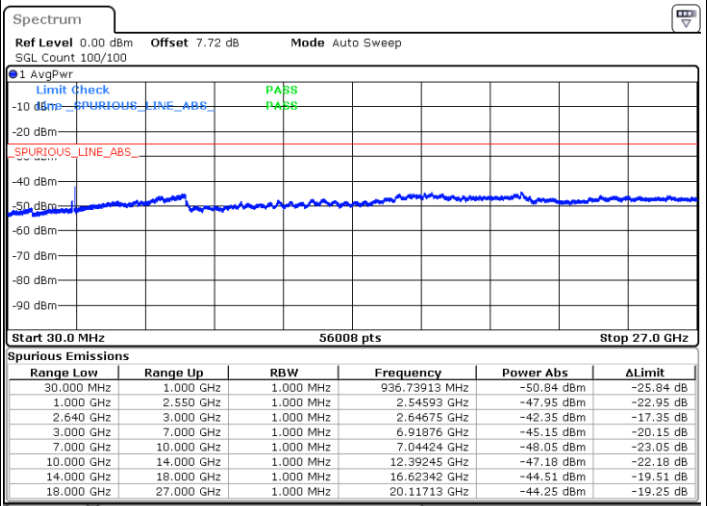
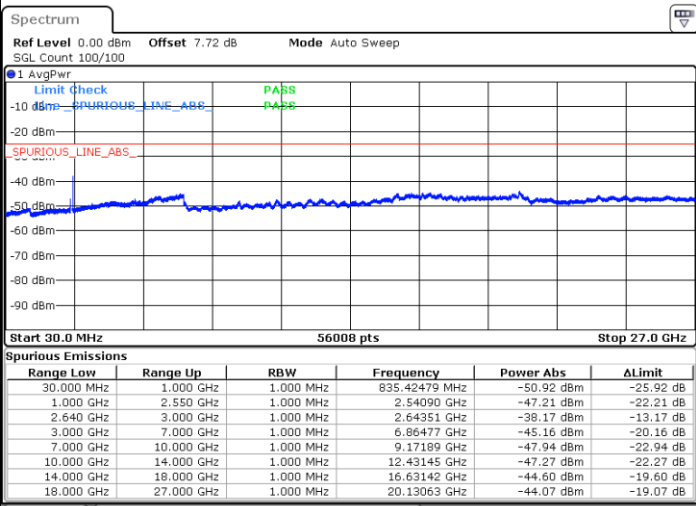


Date: 9 MAY.2018 10:13:06

Date: 9 MAY.2018 10:14:01

Middle Channel / QPSK

Middle Channel / 16QAM



Date: 9 MAY.2018 10:14:56

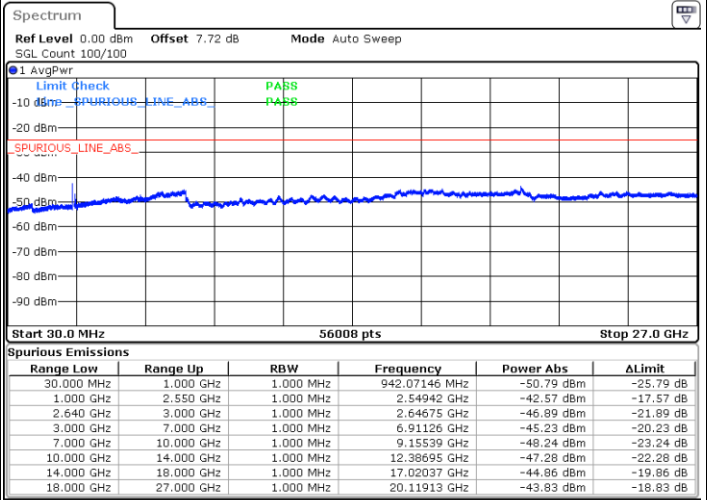
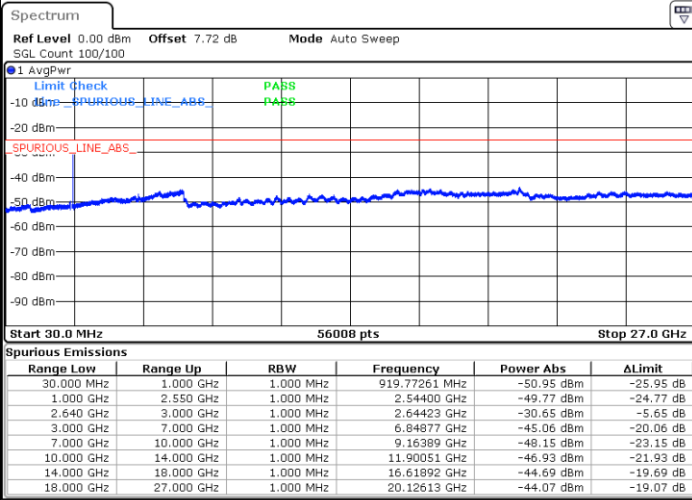
Date: 9 MAY.2018 10:15:52



LTE Band 38 / 15MHz

Highest Channel / QPSK

Highest Channel / 16QAM



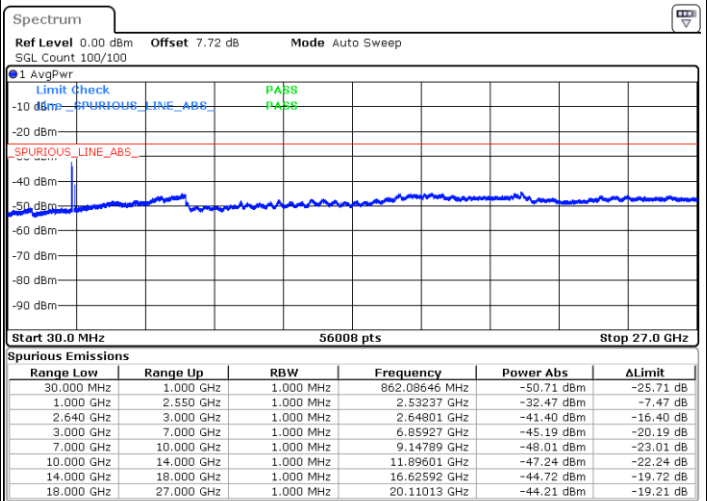
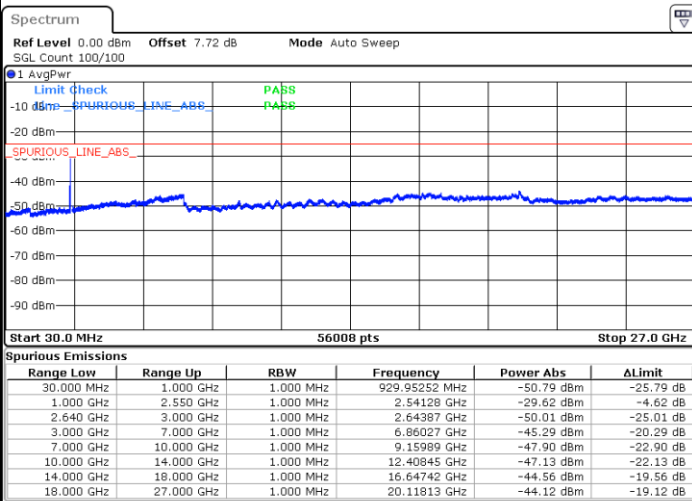
Date: 9 MAY.2018 10:16:47

Date: 9 MAY.2018 10:17:43

LTE Band 38 / 20MHz

Lowest Channel / QPSK

Lowest Channel / 16QAM



Date: 9 MAY.2018 10:18:38

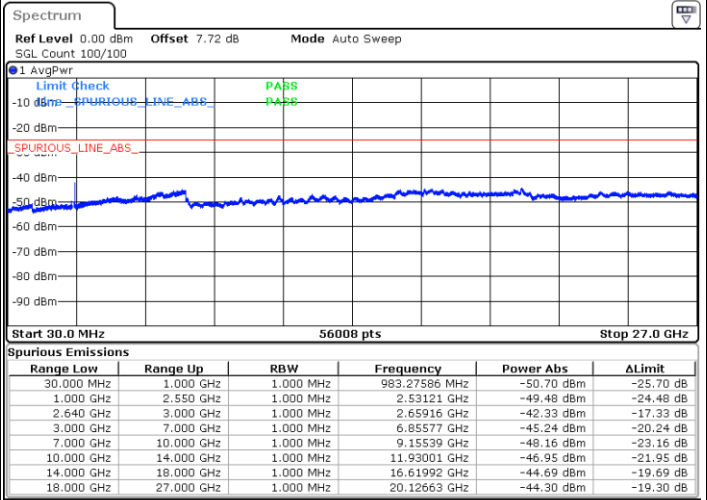
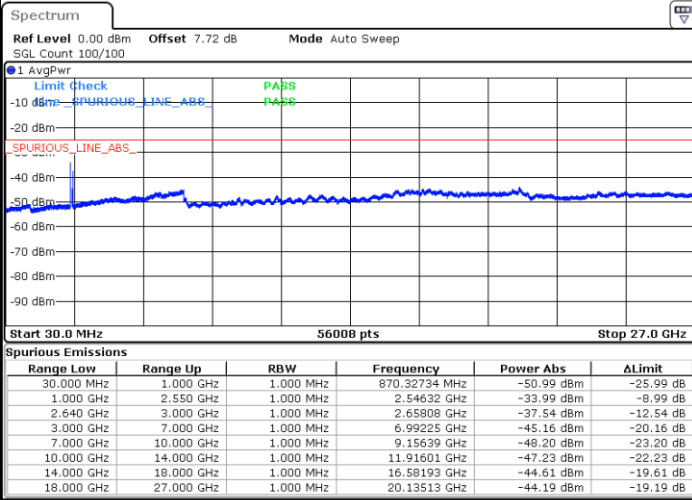
Date: 9 MAY.2018 10:19:34



LTE Band 38 / 20MHz

Middle Channel / QPSK

Middle Channel / 16QAM

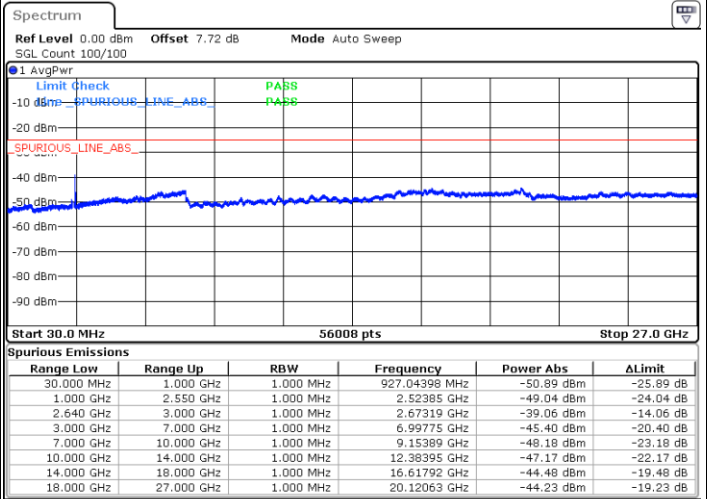
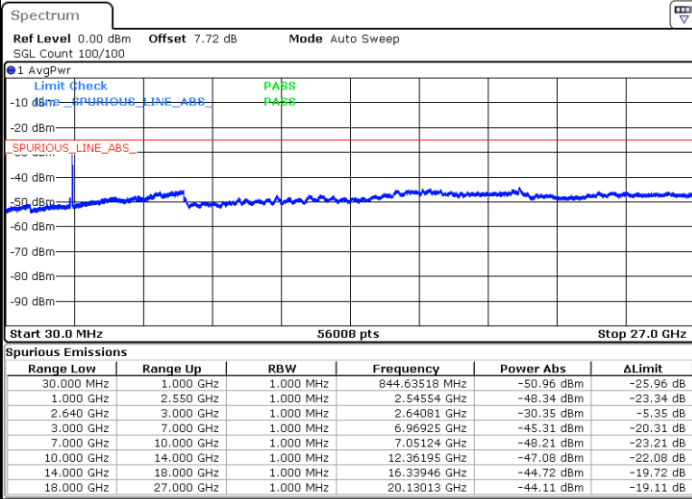


Date: 9 MAY.2018 10:20:29

Date: 9 MAY.2018 10:21:25

Highest Channel / QPSK

Highest Channel / 16QAM



Date: 9 MAY.2018 10:22:20

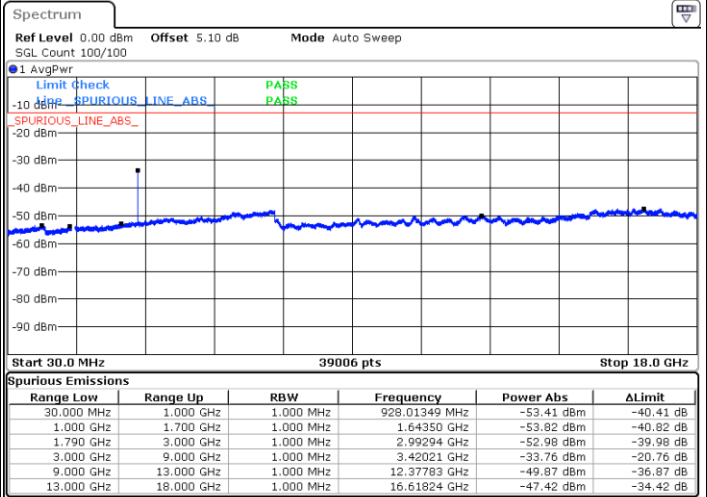
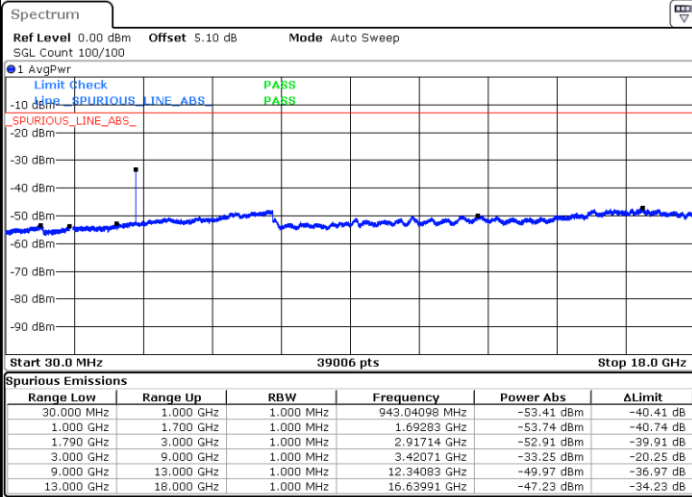
Date: 9 MAY.2018 10:23:16



LTE Band 66 / 1.4MHz

Lowest Channel / QPSK

Lowest Channel / 16QAM

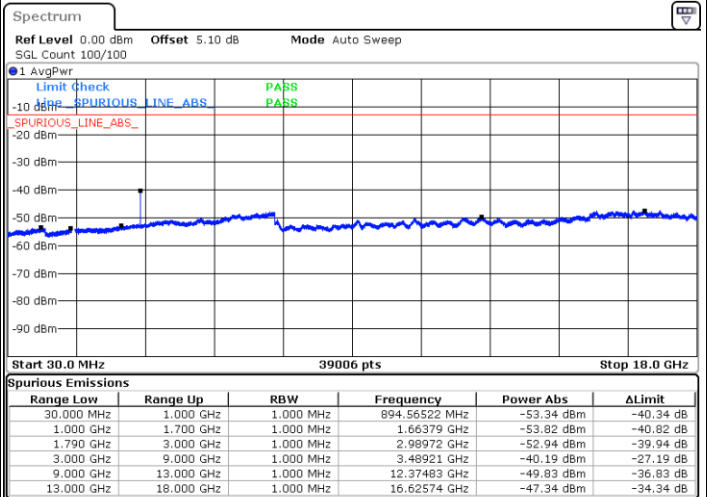
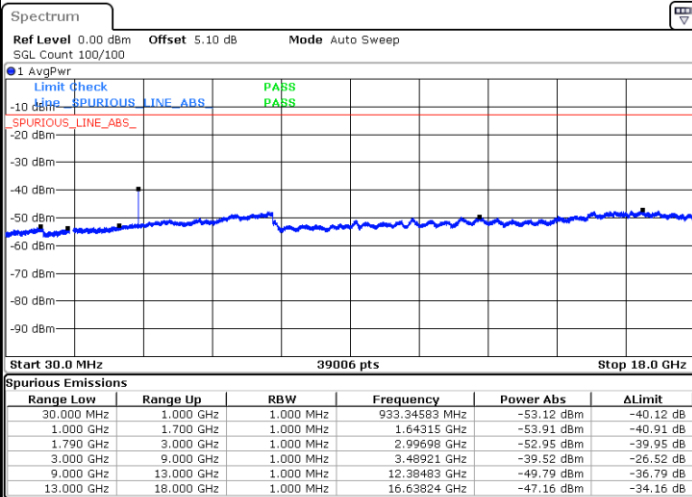


Date: 11.MAY.2018 18:56:10

Date: 11.MAY.2018 18:55:15

Middle Channel / QPSK

Middle Channel / 16QAM



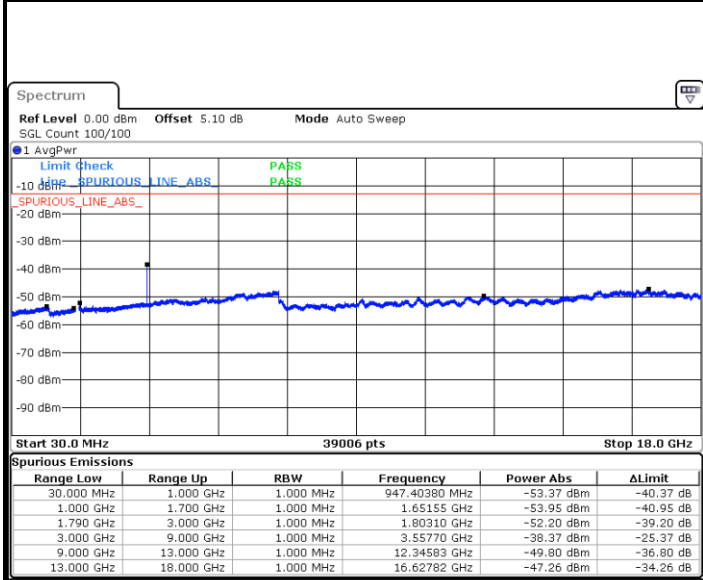
Date: 11.MAY.2018 18:59:29

Date: 11.MAY.2018 18:58:42



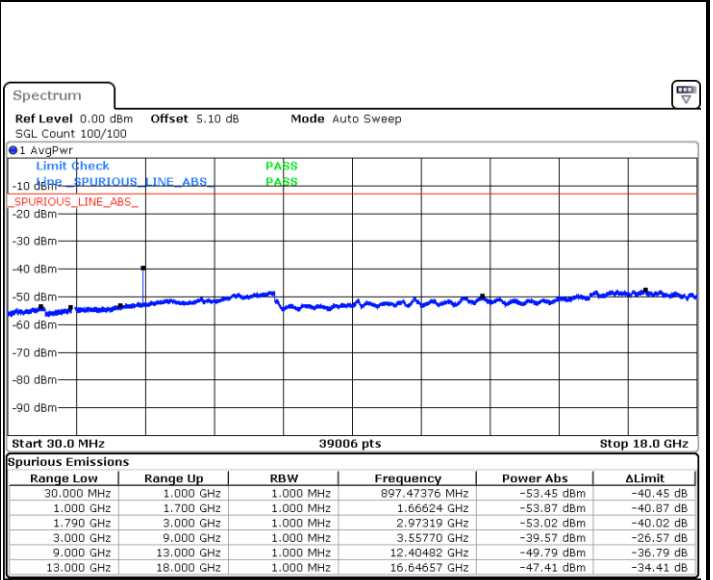
LTE Band 66 / 1.4MHz

Highest Channel / QPSK



Date: 11.MAY.2018 19:00:36

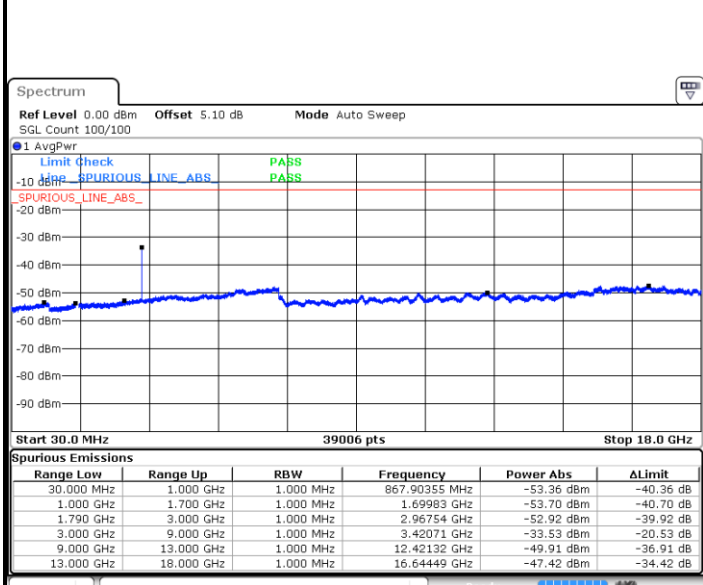
Highest Channel / 16QAM



Date: 11.MAY.2018 19:01:16

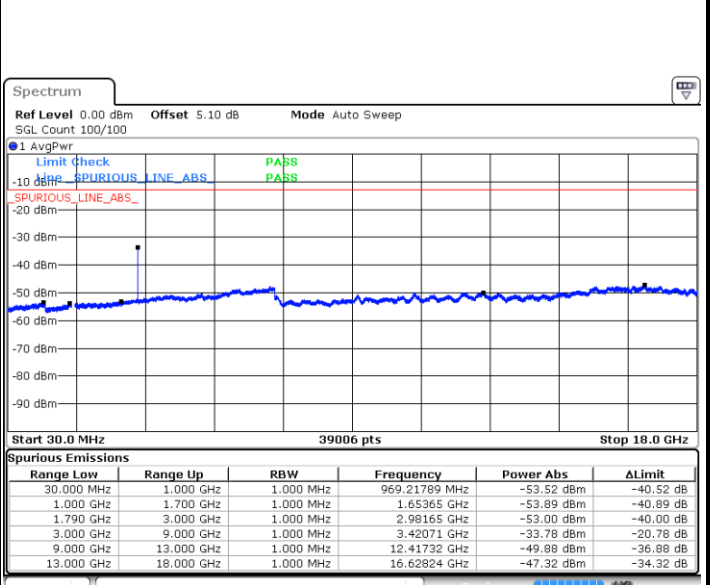
LTE Band 66 / 3MHz

Lowest Channel / QPSK



Date: 11.MAY.2018 19:14:21

Lowest Channel / 16QAM



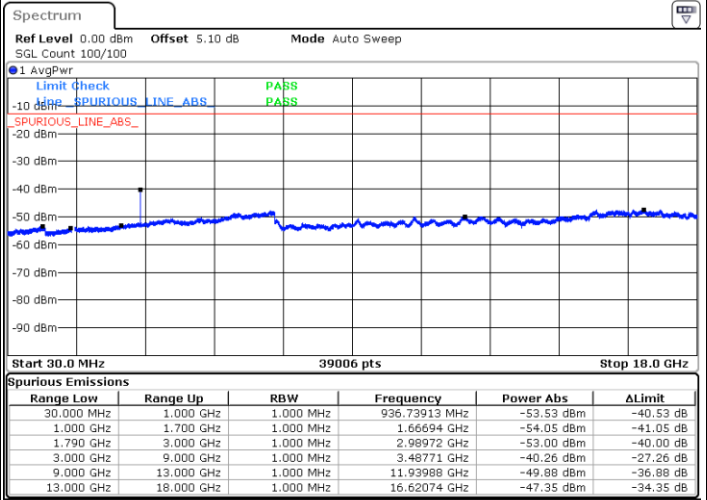
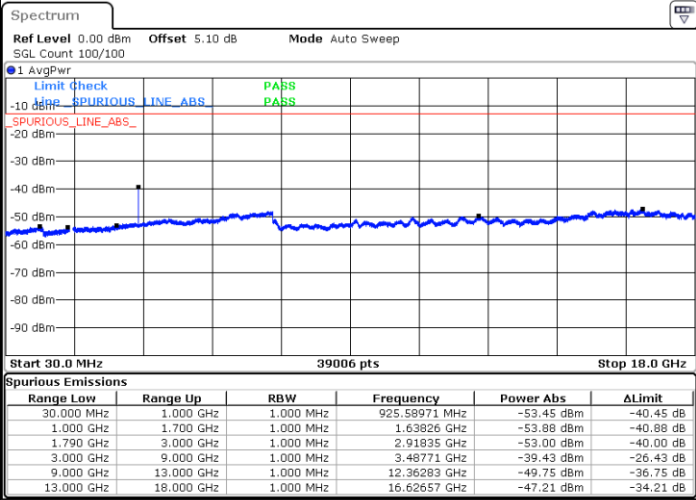
Date: 11.MAY.2018 19:15:02



LTE Band 66 / 3MHz

Middle Channel / QPSK

Middle Channel / 16QAM

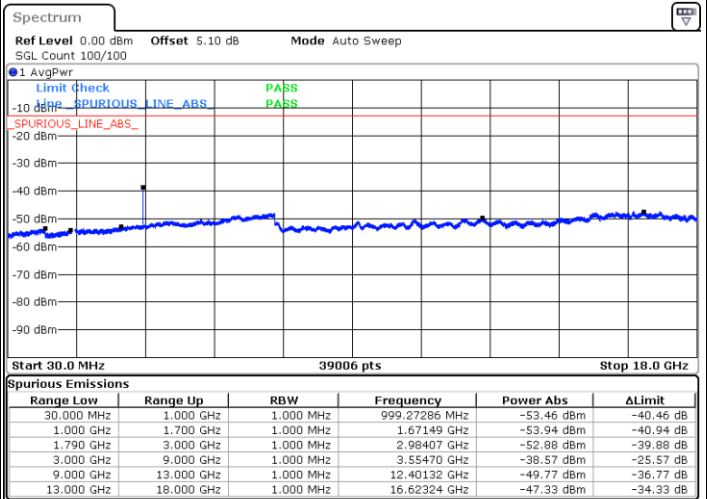
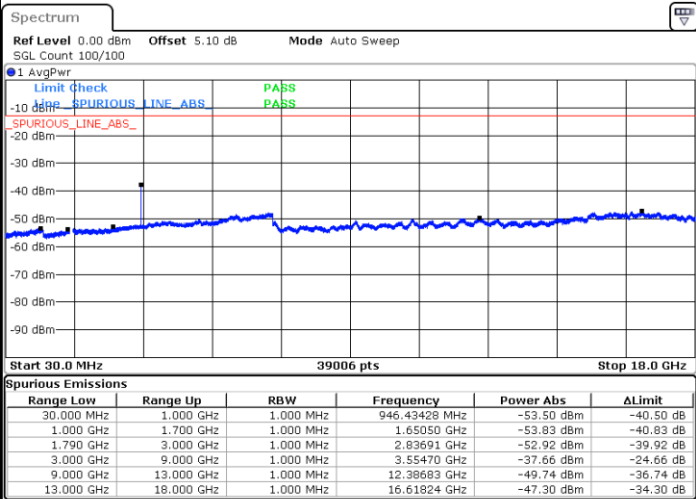


Date: 11.MAY.2018 19:18:45

Date: 11.MAY.2018 19:19:22

Highest Channel / QPSK

Highest Channel / 16QAM



Date: 11.MAY.2018 19:26:46

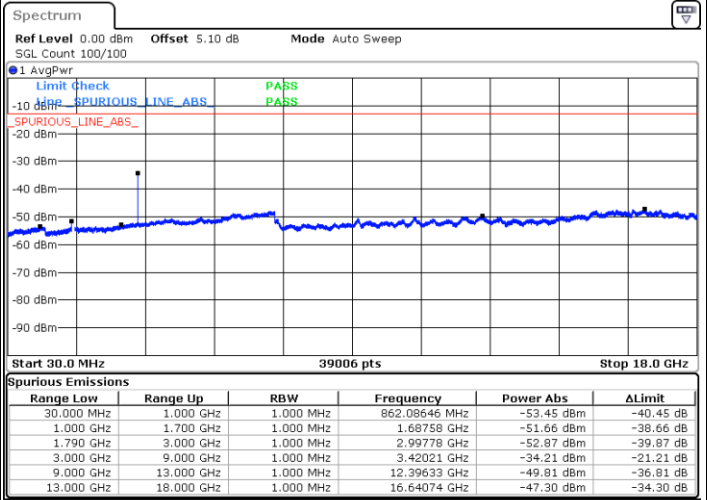
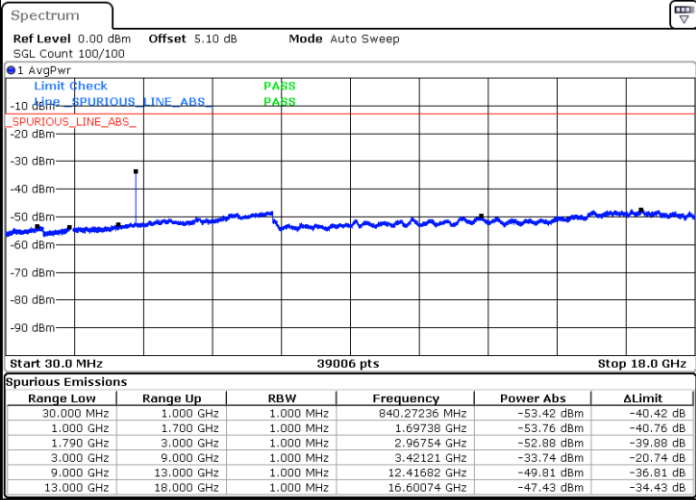
Date: 11.MAY.2018 19:25:52



LTE Band 66 / 5MHz

Lowest Channel / QPSK

Lowest Channel / 16QAM

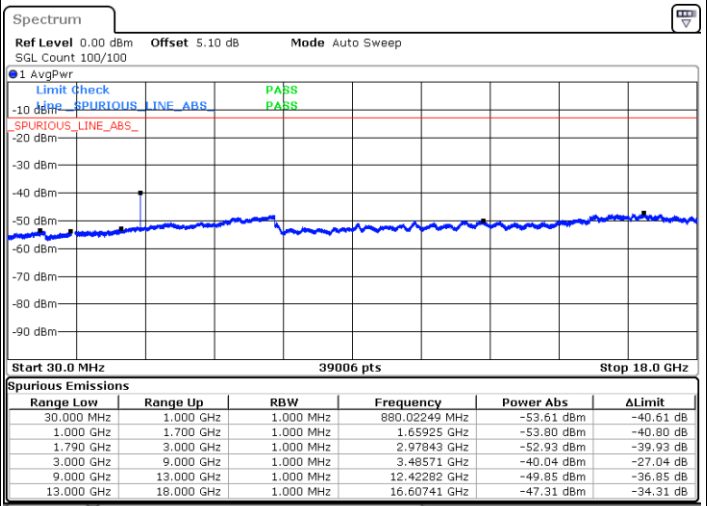
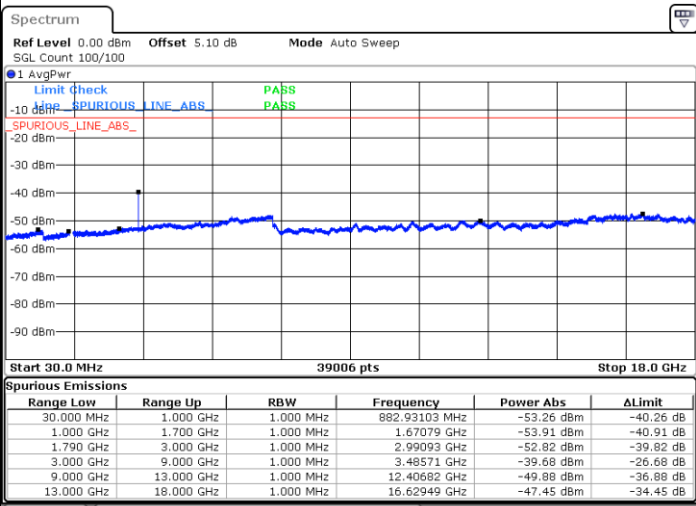


Date: 11.MAY.2018 19:36:21

Date: 11.MAY.2018 19:34:30

Middle Channel / QPSK

Middle Channel / 16QAM



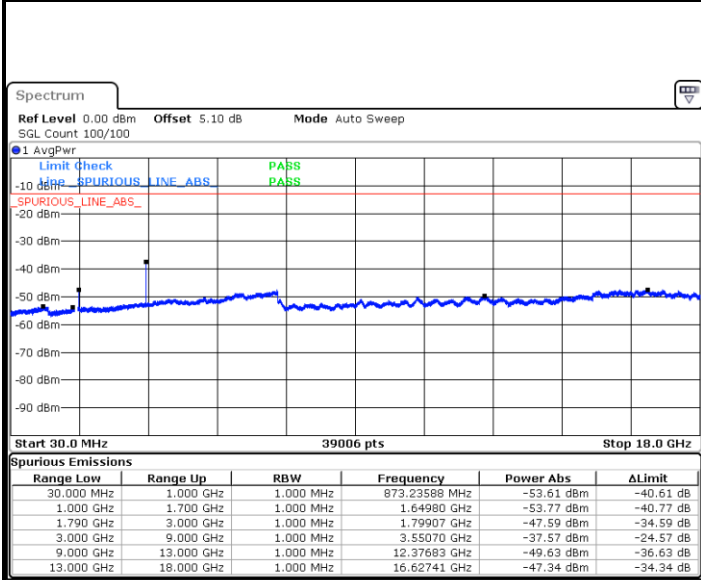
Date: 11.MAY.2018 19:37:20

Date: 11.MAY.2018 19:37:57



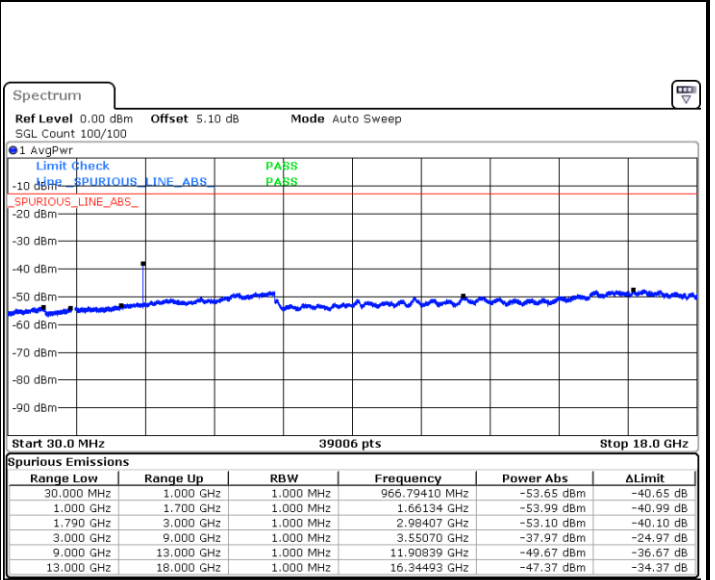
LTE Band 66 / 5MHz

Highest Channel / QPSK



Date: 11.MAY.2018 19:42:44

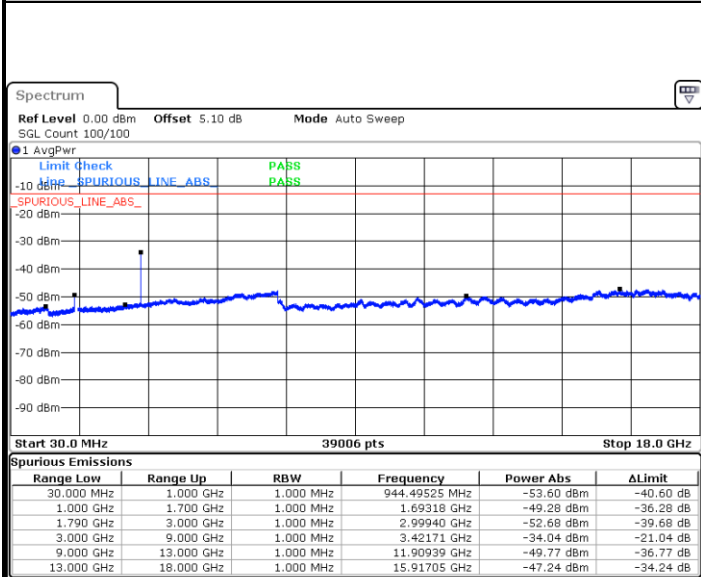
Highest Channel / 16QAM



Date: 11.MAY.2018 19:42:03

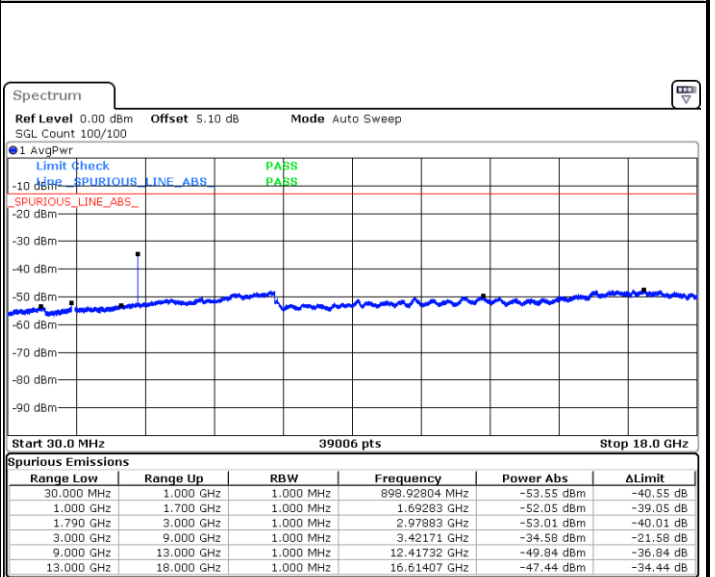
LTE Band 66 / 10MHz

Lowest Channel / QPSK



Date: 11.MAY.2018 19:47:44

Lowest Channel / 16QAM



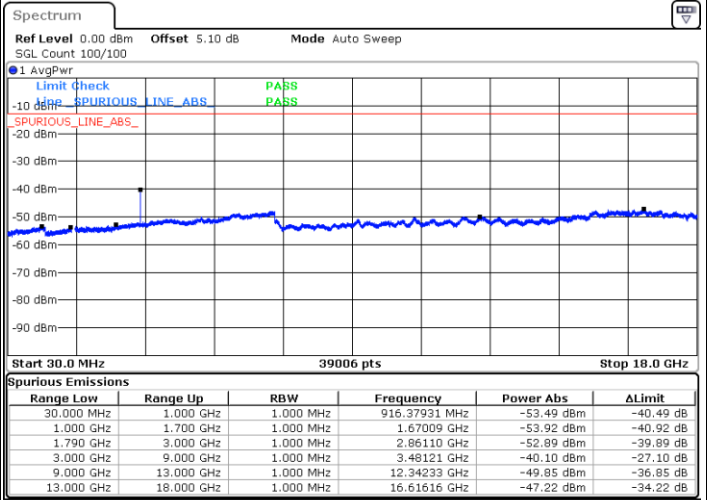
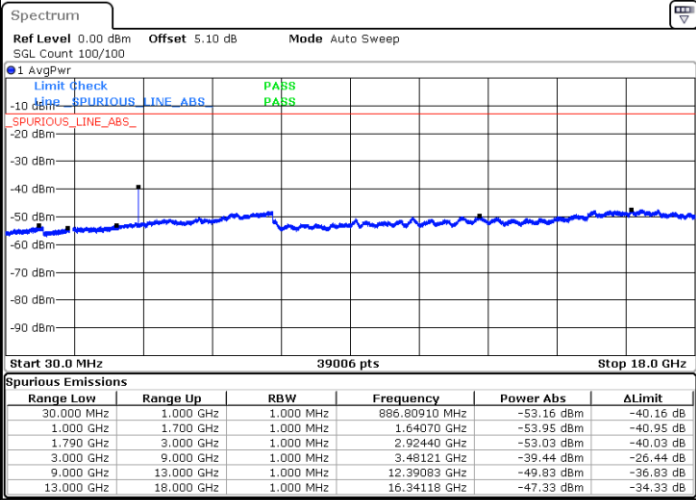
Date: 11.MAY.2018 19:47:03



LTE Band 66 / 10MHz

Middle Channel / QPSK

Middle Channel / 16QAM

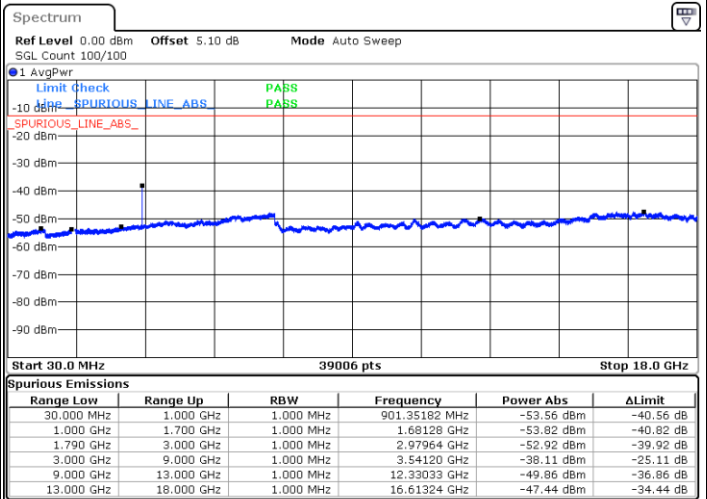
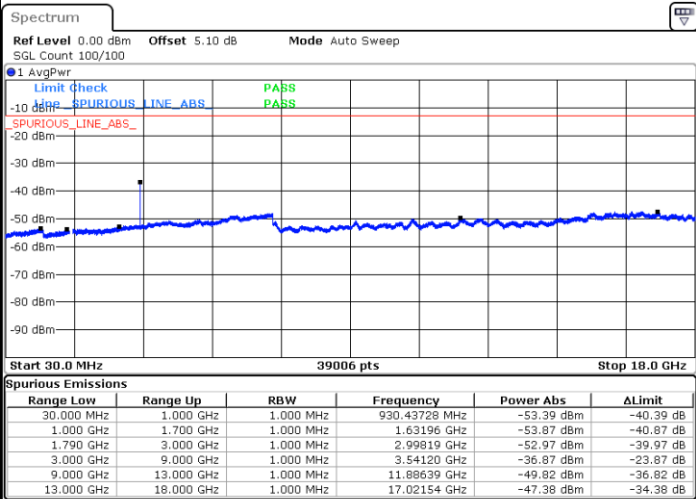


Date: 11.MAY.2018 19:48:29

Date: 11.MAY.2018 19:49:20

Highest Channel / QPSK

Highest Channel / 16QAM



Date: 11.MAY.2018 19:53:29

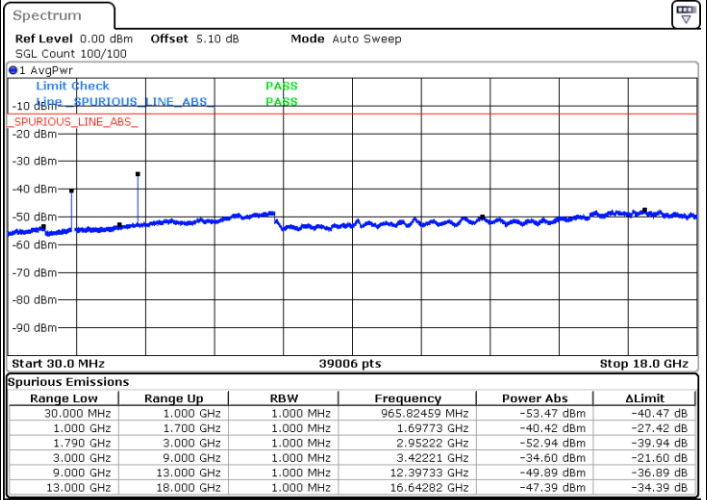
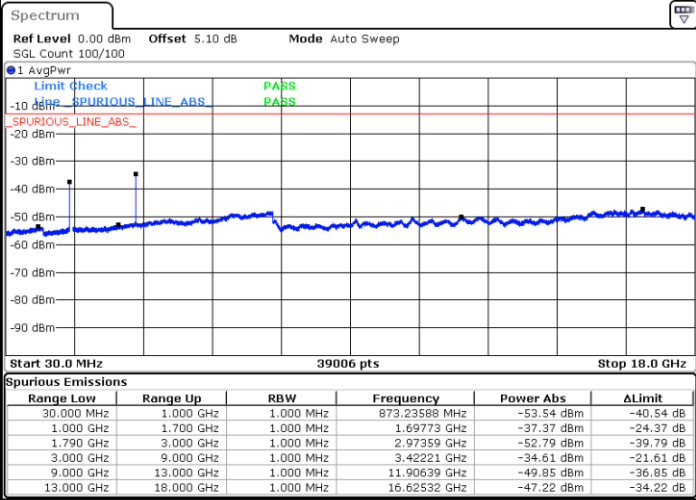
Date: 11.MAY.2018 19:52:51



LTE Band 66 / 15MHz

Lowest Channel / QPSK

Lowest Channel / 16QAM

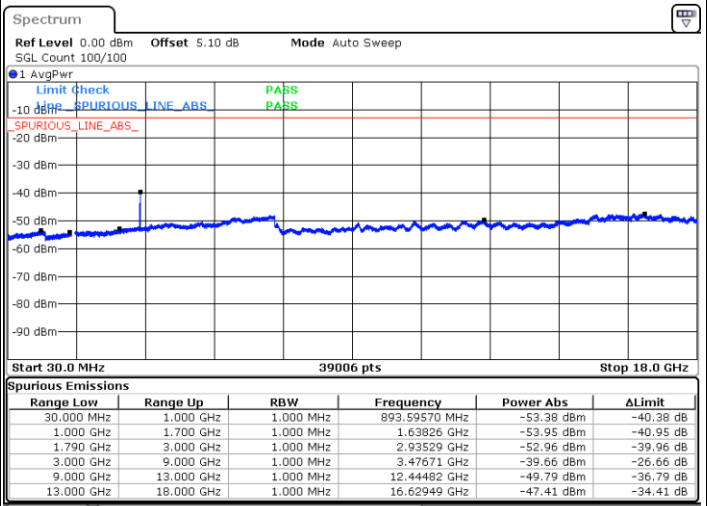
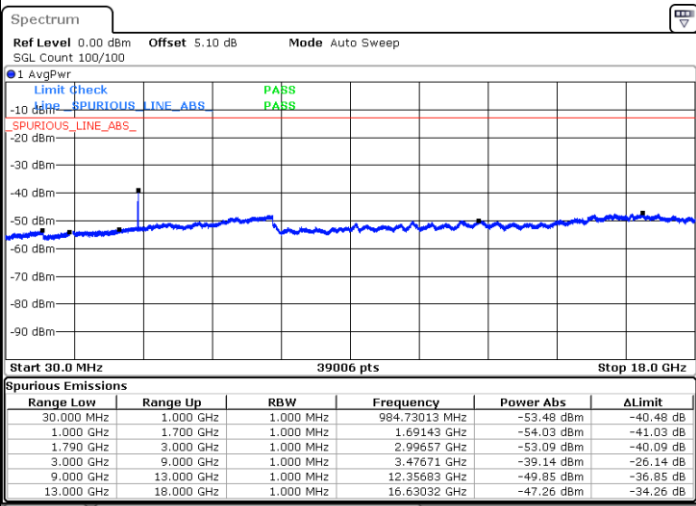


Date: 11.MAY.2018 19:58:14

Date: 11.MAY.2018 19:57:35

Middle Channel / QPSK

Middle Channel / 16QAM



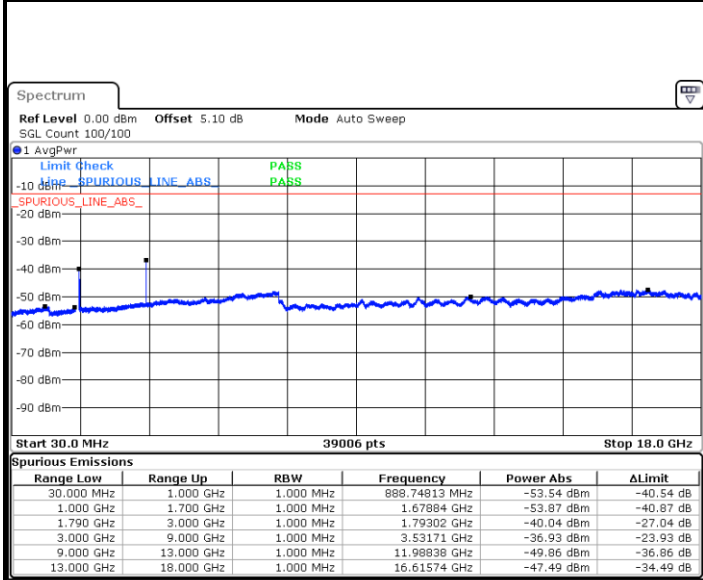
Date: 11.MAY.2018 19:59:18

Date: 11.MAY.2018 19:59:54



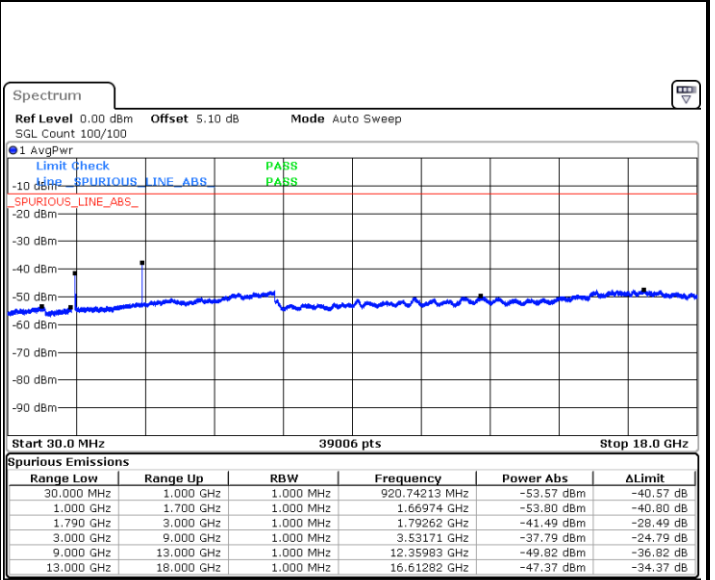
LTE Band 66 / 15MHz

Highest Channel / QPSK



Date: 11.MAY.2018 20:04:55

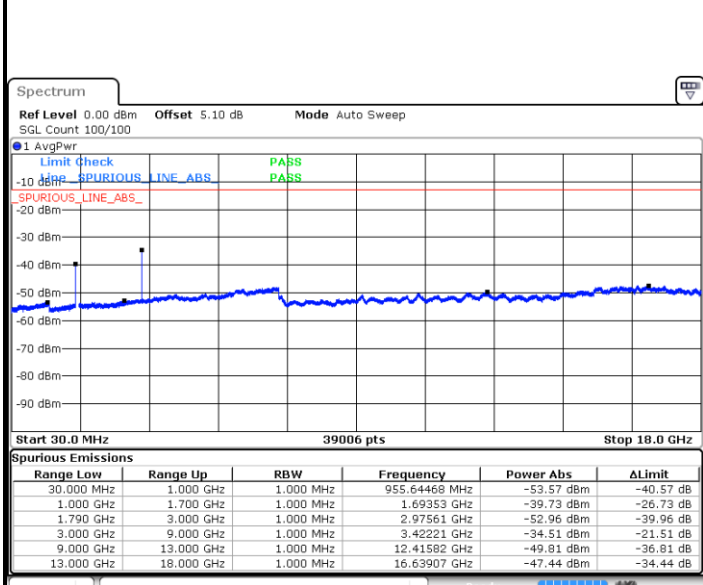
Highest Channel / 16QAM



Date: 11.MAY.2018 20:04:12

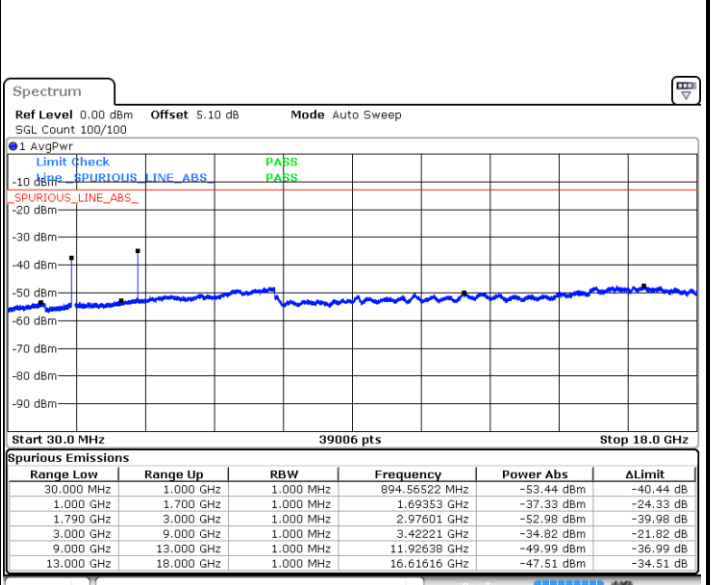
LTE Band 66 / 20MHz

Lowest Channel / QPSK



Date: 11.MAY.2018 20:09:53

Lowest Channel / 16QAM



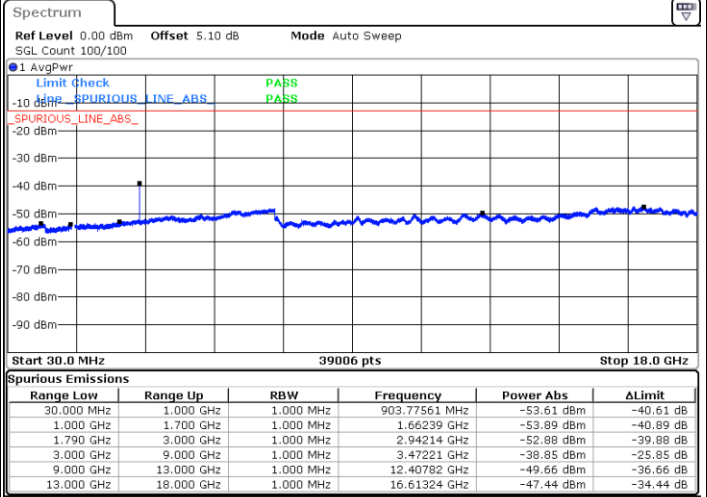
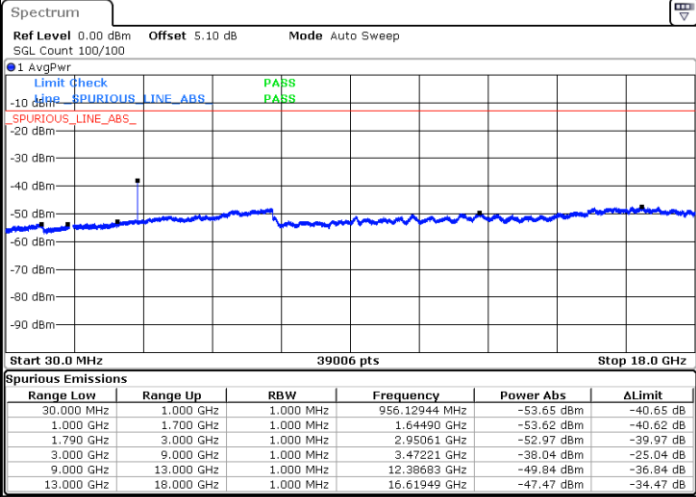
Date: 11.MAY.2018 20:09:12



LTE Band 66 / 20MHz

Middle Channel / QPSK

Middle Channel / 16QAM

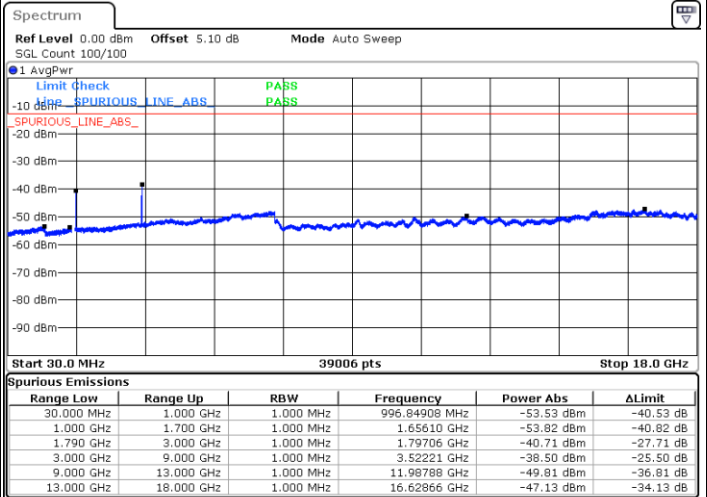
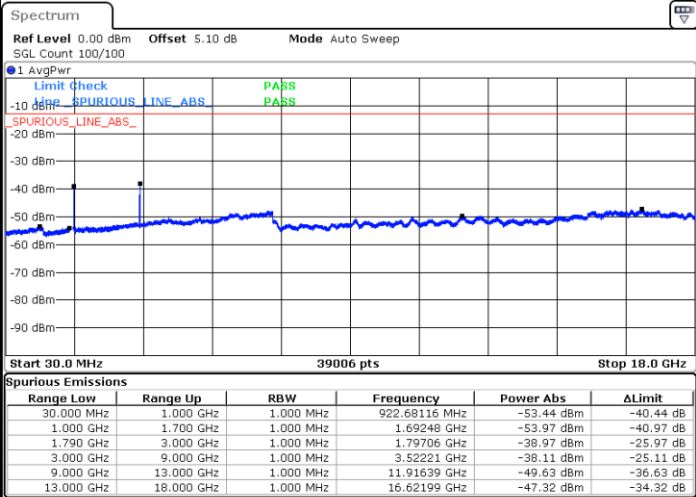


Date: 11.MAY.2018 20:10:56

Date: 11.MAY.2018 20:11:36

Highest Channel / QPSK

Highest Channel / 16QAM



Date: 11.MAY.2018 20:16:18

Date: 11.MAY.2018 20:15:35



Frequency Stability

Test Conditions		LTE Band 2 (QPSK) / Middle Channel	Limit
Temperature (°C)	Voltage (Volt)	BW 10MHz	Note 2.
		Deviation (ppm)	Result
50	Normal Voltage	0.0004	PASS
40	Normal Voltage	0.0022	
30	Normal Voltage	0.0018	
20(Ref.)	Normal Voltage	0.0000	
10	Normal Voltage	0.0034	
0	Normal Voltage	0.0022	
-10	Normal Voltage	0.0003	
-20	Normal Voltage	0.0020	
-30	Normal Voltage	0.0003	
20	Maximum Voltage	0.0002	
20	Normal Voltage	0.0005	
20	Battery End Point	0.0019	

Note:

1. Normal Voltage =3.85 V. ; Battery End Point (BEP) =3.435 V. ; Maximum Voltage =4.4 V.
2. Note: The frequency fundamental emissions stay within the authorized frequency block.



Test Conditions		LTE Band 5 (QPSK) / Middle Channel	Limit
Temperature (°C)	Voltage (Volt)	BW 10MHz	2.5ppm
		Deviation (ppm)	Result
50	Normal Voltage	0.0056	PASS
40	Normal Voltage	0.0063	
30	Normal Voltage	0.0026	
20(Ref.)	Normal Voltage	0.0000	
10	Normal Voltage	0.0054	
0	Normal Voltage	0.0059	
-10	Normal Voltage	0.0056	
-20	Normal Voltage	0.0018	
-30	Normal Voltage	0.0044	
20	Maximum Voltage	0.0023	
20	Normal Voltage	0.0050	
20	Battery End Point	0.0007	

Note:

1. Normal Voltage =3.85 V. ; Battery End Point (BEP) =3.435 V. ; Maximum Voltage =4.4 V.
2. Note: The frequency fundamental emissions stay within the authorized frequency block.



Test Conditions		LTE Band 7 (QPSK) / Middle Channel	Limit
Temperature (°C)	Voltage (Volt)	BW 10MHz	Note 2.
		Deviation (ppm)	Result
50	Normal Voltage	0.0013	PASS
40	Normal Voltage	0.0008	
30	Normal Voltage	0.0003	
20(Ref.)	Normal Voltage	0.0000	
10	Normal Voltage	0.0007	
0	Normal Voltage	0.0006	
-10	Normal Voltage	0.0011	
-20	Normal Voltage	0.0002	
-30	Normal Voltage	0.0002	
20	Maximum Voltage	0.0009	
20	Normal Voltage	0.0006	
20	Battery End Point	0.0005	

Note:

1. Normal Voltage =3.85 V. ; Battery End Point (BEP) =3.435 V. ; Maximum Voltage =4.4 V.
2. Note: The frequency fundamental emissions stay within the authorized frequency block.



Test Conditions		LTE Band 12 (QPSK) / Middle Channel	Limit
Temperature (°C)	Voltage (Volt)	BW 10MHz	Note 2.
		Deviation (ppm)	Result
50	Normal Voltage	0.0007	PASS
40	Normal Voltage	0.0003	
30	Normal Voltage	0.0037	
20(Ref.)	Normal Voltage	0.0000	
10	Normal Voltage	0.0030	
0	Normal Voltage	0.0048	
-10	Normal Voltage	0.0011	
-20	Normal Voltage	0.0042	
-30	Normal Voltage	0.0055	
20	Maximum Voltage	0.0001	
20	Normal Voltage	0.0017	
20	Battery End Point	0.0041	

Note:

1. Normal Voltage =3.85 V. ; Battery End Point (BEP) =3.435 V. ; Maximum Voltage =4.4 V.
2. Note: The frequency fundamental emissions stay within the authorized frequency block.



Test Conditions		LTE Band 13 (QPSK) / Middle Channel	Limit
Temperature (°C)	Voltage (Volt)	BW 10MHz	Note 2.
		Deviation (ppm)	Result
50	Normal Voltage	0.0009	PASS
40	Normal Voltage	0.0010	
30	Normal Voltage	0.0056	
20(Ref.)	Normal Voltage	0.0000	
10	Normal Voltage	0.0061	
0	Normal Voltage	0.0017	
-10	Normal Voltage	0.0009	
-20	Normal Voltage	0.0014	
-30	Normal Voltage	0.0015	
20	Maximum Voltage	0.0065	
20	Normal Voltage	0.0014	
20	Battery End Point	0.0006	

Note:

1. Normal Voltage =3.85 V. ; Battery End Point (BEP) =3.435 V. ; Maximum Voltage =4.4 V.
2. Note: The frequency fundamental emissions stay within the authorized frequency block.



Test Conditions		LTE Band 38 (QPSK) / Middle Channel	Limit
Temperature (°C)	Voltage (Volt)	BW 10MHz	Note 2.
		Deviation (ppm)	Result
50	Normal Voltage	0.0020	PASS
40	Normal Voltage	0.0017	
30	Normal Voltage	0.0023	
20(Ref.)	Normal Voltage	0.0000	
10	Normal Voltage	0.0017	
0	Normal Voltage	0.0021	
-10	Normal Voltage	0.0024	
-20	Normal Voltage	0.0000	
-30	Normal Voltage	0.0014	
20	Maximum Voltage	0.0007	
20	Normal Voltage	0.0025	
20	Battery End Point	0.0016	

Note:

1. Normal Voltage =3.85 V. ; Battery End Point (BEP) =3.435 V. ; Maximum Voltage =4.4 V.
2. Note: The frequency fundamental emissions stay within the authorized frequency block.



Test Conditions		LTE Band 66 (QPSK) / Middle Channel	Limit
Temperature (°C)	Voltage (Volt)	BW 10MHz	Note 2.
		Deviation (ppm)	Result
50	Normal Voltage	0.0006	PASS
40	Normal Voltage	0.0025	
30	Normal Voltage	0.0005	
20(Ref.)	Normal Voltage	0.0000	
10	Normal Voltage	0.0032	
0	Normal Voltage	0.0009	
-10	Normal Voltage	0.0011	
-20	Normal Voltage	0.0026	
-30	Normal Voltage	0.0003	
20	Maximum Voltage	0.0029	
20	Normal Voltage	0.0002	
20	Battery End Point	0.0007	

Note:

1. Normal Voltage =3.85 V. ; Battery End Point (BEP) =3.435 V. ; Maximum Voltage =4.4 V.
2. Note: The frequency fundamental emissions stay within the authorized frequency block.



Appendix B. Test Results of Radiated Test

Radiated Spurious Emission

LTE Band 2 / 20MHz / QPSK								
Channel	Frequency (MHz)	EIRP (dBm)	Limit (dBm)	Over Limit (dB)	S.G. Power (dBm)	TX Cable loss (dB)	TX Antenna Gain (dBi)	Polarization (H/V)
Lowest	3702	-55.56	-13	-42.56	-57.28	5.08	6.80	H
	5553	-45.51	-13	-32.51	-47.18	8.03	9.70	H
	7404	-49.84	-13	-36.84	-52.22	9.43	11.81	H
	3702	-54.77	-13	-41.77	-56.49	5.08	6.80	V
	5553	-47.04	-13	-34.04	-48.71	8.03	9.70	V
	7404	-50.03	-13	-37.03	-52.41	9.43	11.81	V
Middle	3741	-54.49	-13	-41.49	-56.21	5.08	6.80	H
	5613	-40.61	-13	-27.61	-42.28	8.03	9.70	H
	7485	-48.72	-13	-35.72	-51.10	9.43	11.81	H
	3741	-53.92	-13	-40.92	-55.64	5.08	6.80	V
	5613	-44.72	-13	-31.72	-46.39	8.03	9.70	V
	7485	-49.30	-13	-36.30	-51.68	9.43	11.81	V
Highest	3783	-55.32	-13	-42.32	-57.04	5.08	6.80	H
	5673	-40.17	-13	-27.17	-41.84	8.03	9.70	H
	7563	-48.52	-13	-35.52	-50.90	9.43	11.81	H
	3783	-54.10	-13	-41.10	-55.82	5.08	6.80	V
	5673	-44.98	-13	-31.98	-46.65	8.03	9.70	V
	7563	-48.92	-13	-35.92	-51.30	9.43	11.81	V

Remark: Spurious emissions within 30-1000MHz were found more than 20dB below limit line.



LTE Band 5 / 10MHz / QPSK								
Channel	Frequency (MHz)	ERP (dBm)	Limit (dBm)	Over Limit (dB)	S.G. Power (dBm)	TX Cable loss (dB)	TX Antenna Gain (dBi)	Polarization (H/V)
Lowest	1650	-58.17	-13	-45.17	-60.08	1.14	5.20	H
	2474	-47.92	-13	-34.92	-50.55	1.12	5.90	H
	3297	-58.65	-13	-45.65	-61.86	1.34	6.70	H
	1650	-55.22	-13	-42.22	-57.13	1.14	5.20	V
	2474	-46.17	-13	-33.17	-48.80	1.12	5.90	V
	3297	-58.42	-13	-45.42	-61.63	1.34	6.70	V
Middle	1664	-52.22	-13	-39.22	-54.13	1.14	5.20	H
	2496	-39.03	-13	-26.03	-41.66	1.12	5.90	H
	3327	-58.83	-13	-45.83	-62.04	1.34	6.70	H
	1664	-49.68	-13	-36.68	-51.59	1.14	5.20	V
	2496	-35.45	-13	-22.45	-38.08	1.12	5.90	V
	3327	-58.39	-13	-45.39	-61.60	1.34	6.70	V
Highest	1680	-57.17	-13	-44.17	-59.08	1.14	5.20	H
	2518	-48.74	-13	-35.74	-51.37	1.12	5.90	H
	3357	-58.71	-13	-45.71	-61.92	1.34	6.70	H
	1680	-54.33	-13	-41.33	-56.24	1.14	5.20	V
	2518	-44.97	-13	-31.97	-47.60	1.12	5.90	V
	3357	-58.49	-13	-45.49	-61.70	1.34	6.70	V

Remark: Spurious emissions within 30-1000MHz were found more than 20dB below limit line.



LTE Band 7 / 20MHz / QPSK								
Channel	Frequency (MHz)	EIRP (dBm)	Limit (dBm)	Over Limit (dB)	S.G. Power (dBm)	TX Cable loss (dB)	TX Antenna Gain (dBi)	Polarization (H/V)
Lowest	5000	-47.68	-25	-22.68	-54.12	2.34	8.78	H
	7505	-50.46	-25	-25.46	-59.67	2.66	11.87	H
	10008	-49.29	-25	-24.29	-58.31	2.99	12.01	H
	12501	-52.96	-25	-27.96	-61.89	3.98	12.91	H
	5000	-50.49	-25	-25.49	-56.93	2.34	8.78	V
	7505	-51.41	-25	-26.41	-60.62	2.66	11.87	V
	10008	-53.20	-25	-28.20	-62.22	2.99	12.01	V
	12501	-55.31	-25	-30.31	-64.24	3.98	12.91	V
Middle	5052	-46.97	-25	-21.97	-53.41	2.34	8.78	H
	7580	-50.80	-25	-25.80	-60.01	2.66	11.87	H
	10107	-56.74	-25	-31.74	-65.76	2.99	12.01	H
	12627	-51.33	-25	-26.33	-60.26	3.98	12.91	H
	5052	-52.21	-25	-27.21	-58.65	2.34	8.78	V
	7580	-50.55	-25	-25.55	-59.76	2.66	11.87	V
	10107	-55.70	-25	-30.70	-64.72	2.99	12.01	V
	12627	-53.81	-25	-28.81	-62.74	3.98	12.91	V
Highest	5104	-47.48	-25	-22.48	-53.92	2.34	8.78	H
	7652	-54.05	-25	-29.05	-63.26	2.66	11.87	H
	10206	-55.13	-25	-30.13	-64.15	2.99	12.01	H
	12753	-53.95	-25	-28.95	-62.88	3.98	12.91	H
	5104	-53.14	-25	-28.14	-59.58	2.34	8.78	V
	7652	-53.18	-25	-28.18	-62.39	2.66	11.87	V
	10206	-56.69	-25	-31.69	-65.71	2.99	12.01	V
	12753	-55.62	-25	-30.62	-64.55	3.98	12.91	V

Remark: Spurious emissions within 30-1000MHz were found more than 20dB below limit line.



LTE Band 12 / 10MHz / QPSK								
Channel	Frequency (MHz)	ERP (dBm)	Limit (dBm)	Over Limit (dB)	S.G. Power (dBm)	TX Cable loss (dB)	TX Antenna Gain (dBi)	Polarization (H/V)
Lowest	1400	-62.56	-13	-49.56	-64.54	1.00	5.12	H
	2098	-45.27	-13	-32.27	-48.50	1.24	6.62	H
	2798	-59.34	-13	-46.34	-63.23	1.42	7.46	H
	1400	-60.12	-13	-47.12	-62.10	1.00	5.12	V
	2098	-44.30	-13	-31.30	-47.53	1.24	6.62	V
	2798	-58.76	-13	-45.76	-62.65	1.42	7.46	V
Middle	1406	-54.84	-13	-41.84	-56.82	1.00	5.12	H
	2110	-38.46	-13	-25.46	-41.69	1.24	6.62	H
	2812	-59.10	-13	-46.10	-62.99	1.42	7.46	H
	1406	-53.64	-13	-40.64	-55.62	1.00	5.12	V
	2110	-40.15	-13	-27.15	-43.38	1.24	6.62	V
	2812	-58.69	-13	-45.69	-62.58	1.42	7.46	V
Highest	1412	-58.66	-13	-45.66	-60.64	1.00	5.12	H
	2120	-43.91	-13	-30.91	-47.14	1.24	6.62	H
	2826	-58.76	-13	-45.76	-62.65	1.42	7.46	H
	1414	-55.99	-13	-42.99	-57.97	1.00	5.12	V
	2120	-43.89	-13	-30.89	-47.12	1.24	6.62	V
	2826	-58.26	-13	-45.26	-62.15	1.42	7.46	V

Remark: Spurious emissions within 30-1000MHz were found more than 20dB below limit line.



LTE Band 13 / 5MHz / QPSK								
Channel	Frequency (MHz)	ERP (dBm)	Limit (dBm)	Over Limit (dB)	S.G. Power (dBm)	TX Cable loss (dB)	TX Antenna Gain (dBi)	Polarization (H/V)
Lowest	1554	-51.32	-13	-38.32	-55.44	1.00	5.12	H
	2332	-56.45	-13	-43.45	-59.68	1.24	6.62	H
	3108	-60.63	-13	-47.63	-64.52	1.42	7.46	H
	1554	-57.33	-13	-44.33	-61.45	1.00	5.12	V
	2332	-49.92	-13	-36.92	-53.15	1.24	6.62	V
	3108	-60.24	-13	-47.24	-64.13	1.42	7.46	V
Middle	1560	-51.94	-40	-11.94	-56.06	1.00	5.12	H
	2340	-41.09	-13	-28.09	-44.32	1.24	6.62	H
	3120	-60.68	-13	-47.68	-64.57	1.42	7.46	H
	1560	-52.54	-40	-12.54	-56.66	1.00	5.12	V
	2340	-42.46	-13	-29.46	-45.69	1.24	6.62	V
	3120	-60.16	-13	-47.16	-64.05	1.42	7.46	V
Highest	1564	-49.33	-40	-9.33	-53.45	1.00	5.12	H
	2346	-50.05	-13	-37.05	-53.28	1.24	6.62	H
	3129	-60.00	-13	-47.00	-63.89	1.42	7.46	H
	1564	-57.37	-40	-17.37	-61.49	1.00	5.12	V
	2348	-56.18	-13	-43.18	-59.41	1.24	6.62	V
	3129	-59.55	-13	-46.55	-63.44	1.42	7.46	V

Remark: Spurious emissions within 30-1000MHz were found more than 20dB below limit line.

LTE Band 13 / 10MHz / QPSK								
Channel	Frequency (MHz)	ERP (dBm)	Limit (dBm)	Over Limit (dB)	S.G. Power (dBm)	TX Cable loss (dB)	TX Antenna Gain (dBi)	Polarization (H/V)
Middle	1556	-48.22	-13	-35.22	-50.19	1.00	5.12	H
	2332	-48.76	-13	-35.76	-51.99	1.24	6.62	H
	3111	-59.26	-13	-46.26	-63.15	1.42	7.46	H
	1556	-55.08	-13	-42.08	-57.05	1.00	5.12	V
	2332	-54.73	-13	-41.73	-57.96	1.24	6.62	V
	3111	-59.38	-13	-46.38	-63.27	1.42	7.46	V

Remark: Spurious emissions within 30-1000MHz were found more than 20dB below limit line.



LTE Band 38 / 20MHz / QPSK								
Channel	Frequency (MHz)	EIRP (dBm)	Limit (dBm)	Over Limit (dB)	S.G. Power (dBm)	TX Cable loss (dB)	TX Antenna Gain (dBi)	Polarization (H/V)
Lowest	5140	-41.72	-25	-16.72	-48.43	2.37	9.08	H
	7712	-50.01	-25	-25.01	-59.60	2.69	12.28	H
	10287	-51.47	-25	-26.47	-60.64	3.04	12.21	H
	12852	-52.63	-25	-27.63	-61.43	4.02	12.82	H
	5140	-45.95	-25	-20.95	-52.66	2.37	9.08	V
	7712	-49.10	-25	-24.10	-58.69	2.69	12.28	V
	10287	-53.10	-25	-28.10	-62.27	3.04	12.21	V
	12852	-54.63	-25	-29.63	-63.43	4.02	12.82	V
Middle	5172	-43.63	-25	-18.63	-50.34	2.37	9.08	H
	7760	-52.95	-25	-27.95	-62.54	2.69	12.28	H
	10341	-53.91	-25	-28.91	-63.08	3.04	12.21	H
	12933	-53.54	-25	-28.54	-62.34	4.02	12.82	H
	5172	-49.85	-25	-24.85	-56.56	2.37	9.08	V
	7760	-54.63	-25	-29.63	-64.22	2.69	12.28	V
	10341	-53.30	-25	-28.30	-62.47	3.04	12.21	V
	12930	-56.04	-25	-31.04	-64.84	4.02	12.82	V
Highest	5200	-39.91	-25	-14.91	-46.62	2.37	9.08	H
	7804	-46.16	-25	-21.16	-55.75	2.69	12.28	H
	10404	-53.94	-25	-28.94	-63.11	3.04	12.21	H
	13005	-49.20	-25	-24.20	-58.00	4.02	12.82	H
	5200	-46.74	-25	-21.74	-53.45	2.37	9.08	V
	7804	-48.62	-25	-23.62	-58.21	2.69	12.28	V
	10404	-53.98	-25	-28.98	-63.15	3.04	12.21	V
	13005	-54.32	-25	-29.32	-63.12	4.02	12.82	V

Remark: Spurious emissions within 30-1000MHz were found more than 20dB below limit line.



LTE Band 66 / 20MHz / QPSK								
Channel	Frequency (MHz)	EIRP (dBm)	Limit (dBm)	Over Limit (dB)	S.G. Power (dBm)	TX Cable loss (dB)	TX Antenna Gain (dBi)	Polarization (H/V)
Lowest	3423	-51.97	-13	-38.97	-57.54	1.92	7.49	H
	5133	-49.41	-13	-36.41	-56.17	2.37	9.13	H
	6843	-50.66	-13	-37.66	-59.49	2.66	11.49	H
	3423	-49.05	-13	-36.05	-54.62	1.92	7.49	V
	5133	-44.39	-13	-31.39	-51.15	2.37	9.13	V
	6843	-50.92	-13	-37.92	-59.75	2.66	11.49	V
Middle	3471	-49.53	-13	-36.53	-55.10	1.92	7.49	H
	5208	-47.35	-13	-34.35	-54.11	2.37	9.13	H
	6945	-51.02	-13	-38.02	-59.85	2.66	11.49	H
	3471	-46.58	-13	-33.58	-52.15	1.92	7.49	V
	5208	-42.87	-13	-29.87	-49.63	2.37	9.13	V
	6945	-51.13	-13	-38.13	-59.96	2.66	11.49	V
Highest	3522	-50.81	-13	-37.81	-56.38	1.92	7.49	H
	5283	-42.18	-13	-29.18	-48.94	2.37	9.13	H
	7044	-50.54	-13	-37.54	-59.37	2.66	11.49	H
	3522	-46.49	-13	-33.49	-52.06	1.92	7.49	V
	5283	-39.04	-13	-26.04	-45.80	2.37	9.13	V
	7044	-50.74	-13	-37.74	-59.57	2.66	11.49	V

Remark: Spurious emissions within 30-1000MHz were found more than 20dB below limit line.