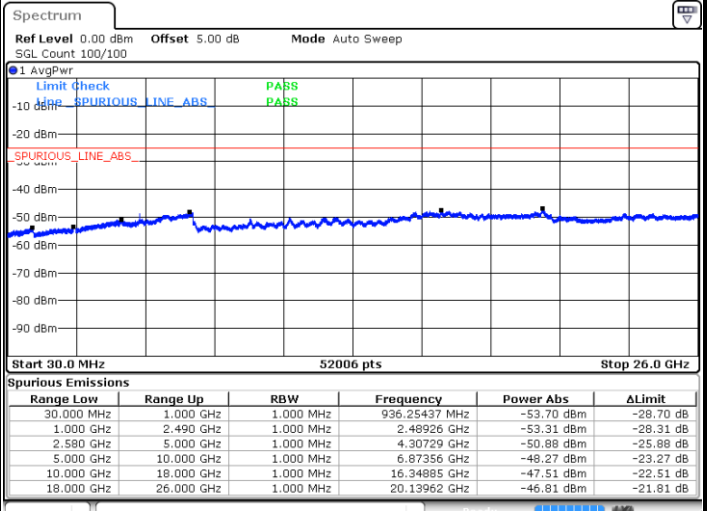
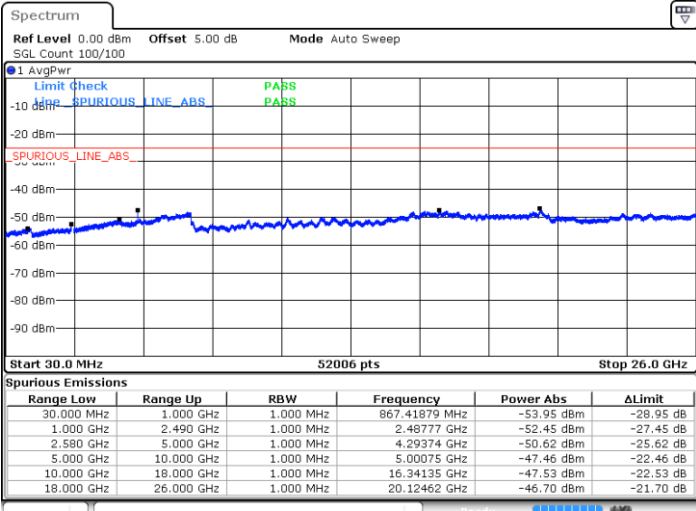




LTE Band 7 / 5MHz

Lowest Channel / QPSK

Lowest Channel / 16QAM

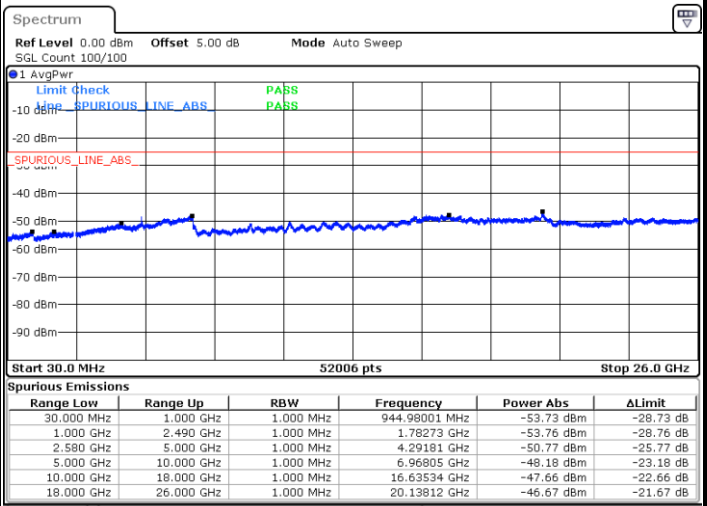
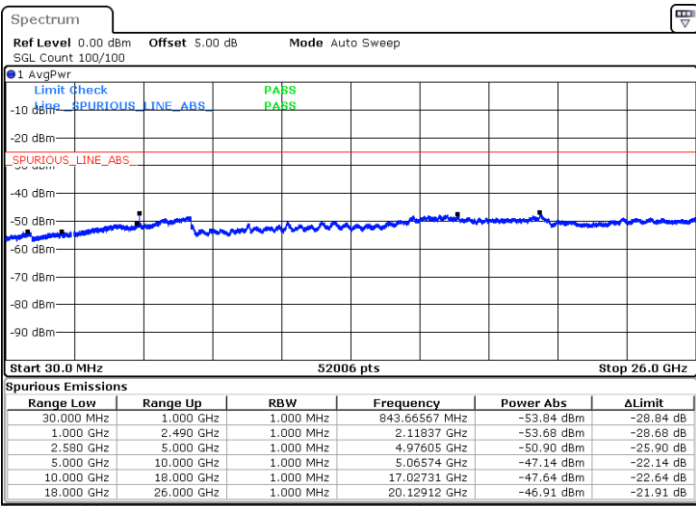


Date: 11.JAN.2018 16:13:58

Date: 11.JAN.2018 16:14:52

Middle Channel / QPSK

Middle Channel / 16QAM



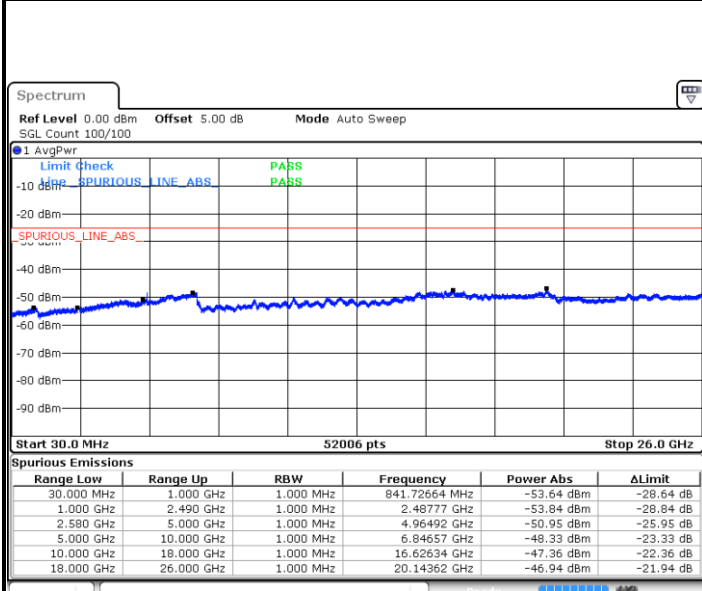
Date: 11.JAN.2018 16:16:40

Date: 11.JAN.2018 16:15:46



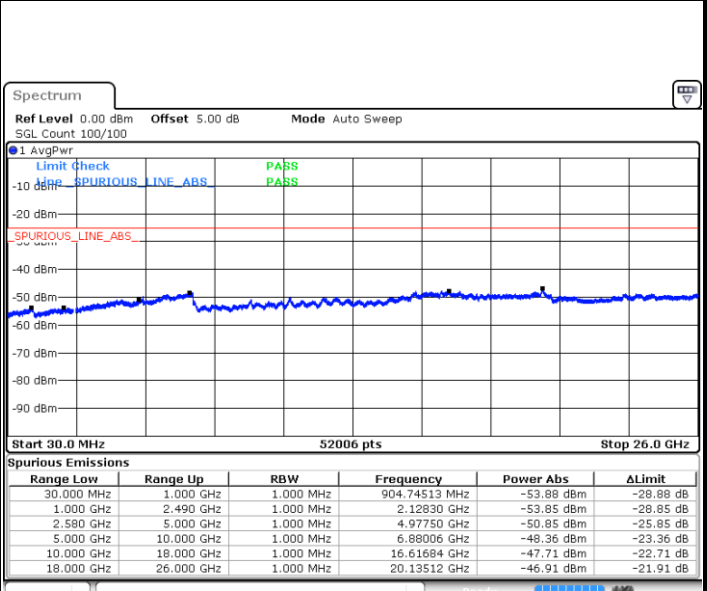
LTE Band 7 / 5MHz

Highest Channel / QPSK



Date: 11.JAN.2018 16:17:34

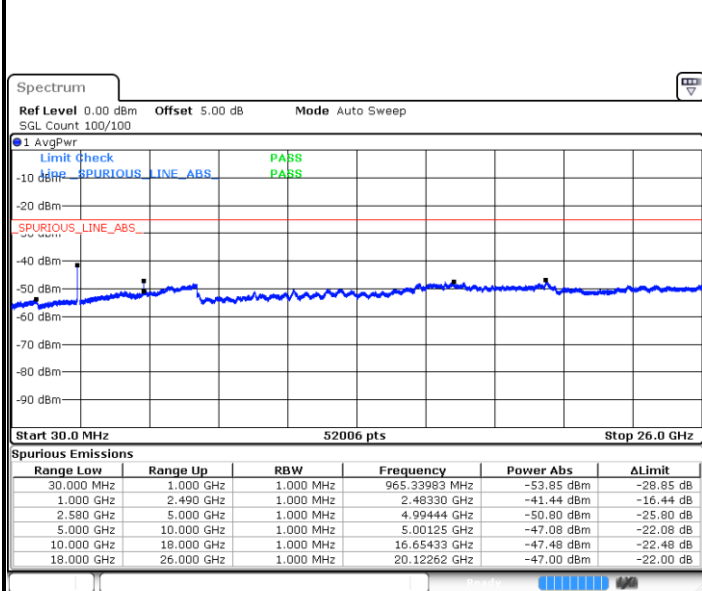
Highest Channel / 16QAM



Date: 11.JAN.2018 16:18:28

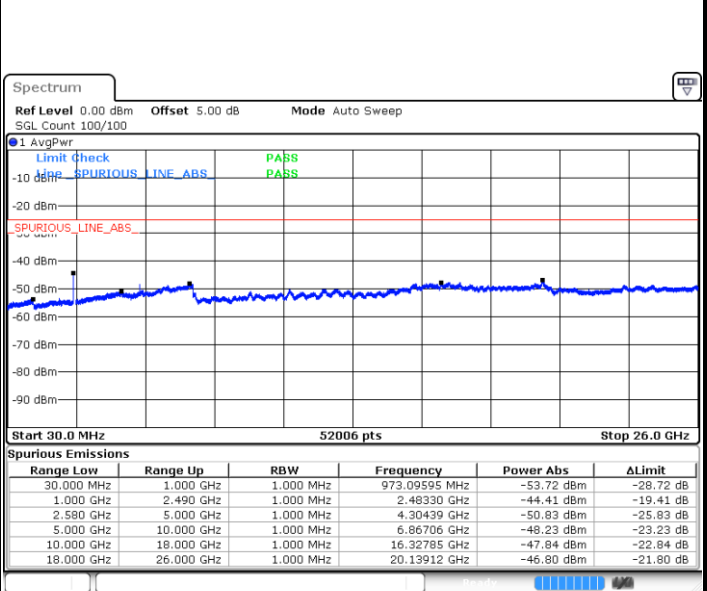
LTE Band 7 / 10MHz

Lowest Channel / QPSK



Date: 11.JAN.2018 16:30:26

Lowest Channel / 16QAM



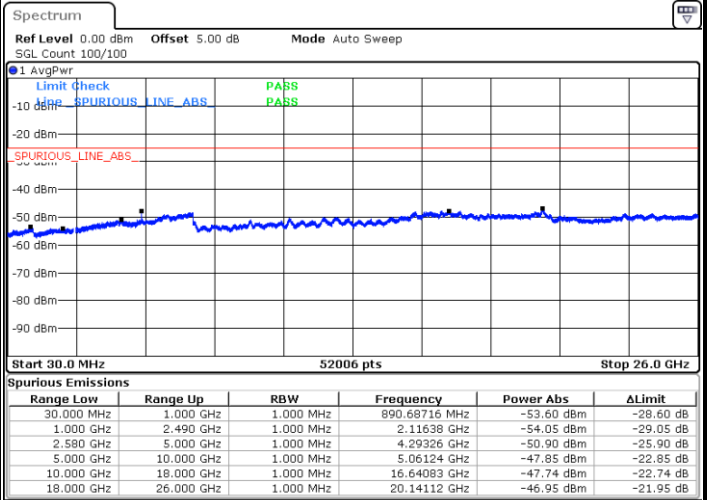
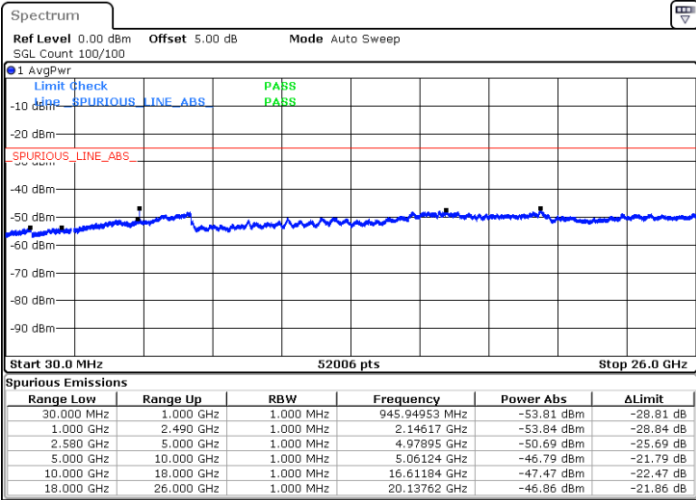
Date: 11.JAN.2018 16:31:20



LTE Band 7 / 10MHz

Middle Channel / QPSK

Middle Channel / 16QAM

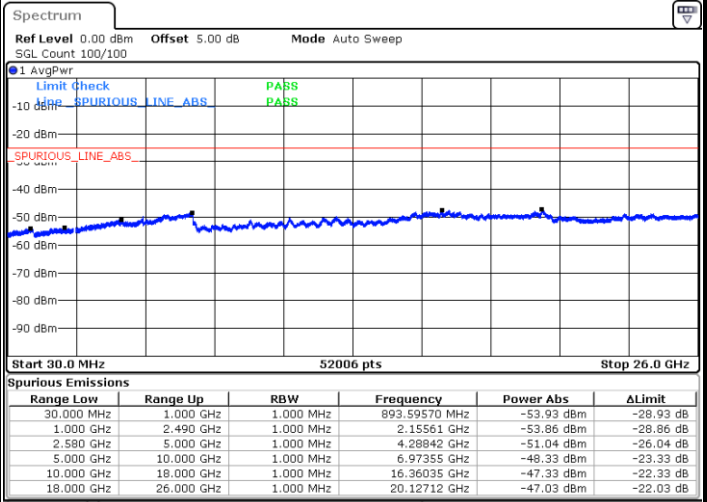
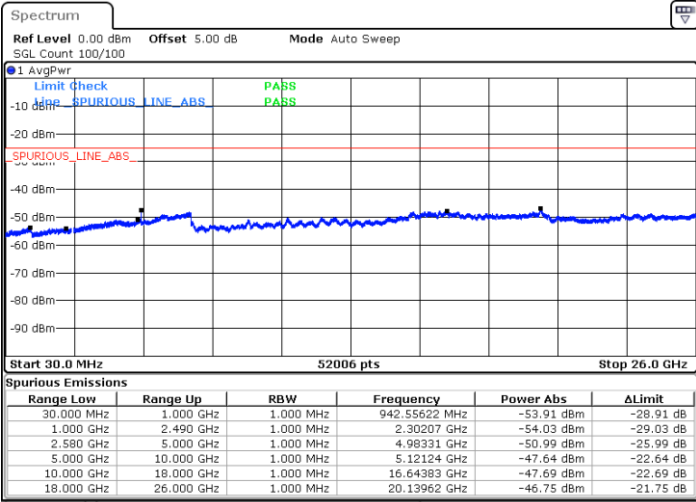


Date: 11.JAN.2018 16:33:08

Date: 11.JAN.2018 16:32:14

Highest Channel / QPSK

Highest Channel / 16QAM



Date: 11.JAN.2018 16:34:02

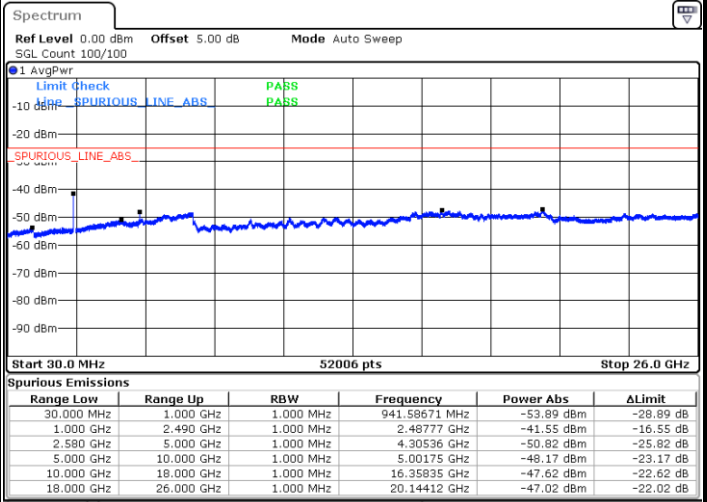
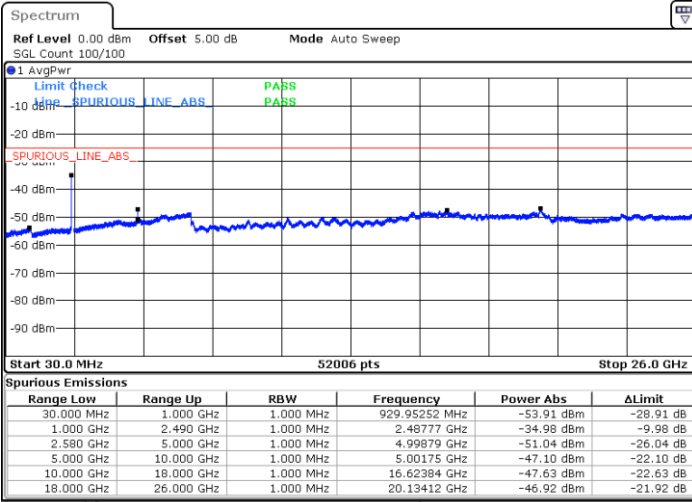
Date: 11.JAN.2018 16:34:56



LTE Band 7 / 15MHz

Lowest Channel / QPSK

Lowest Channel / 16QAM

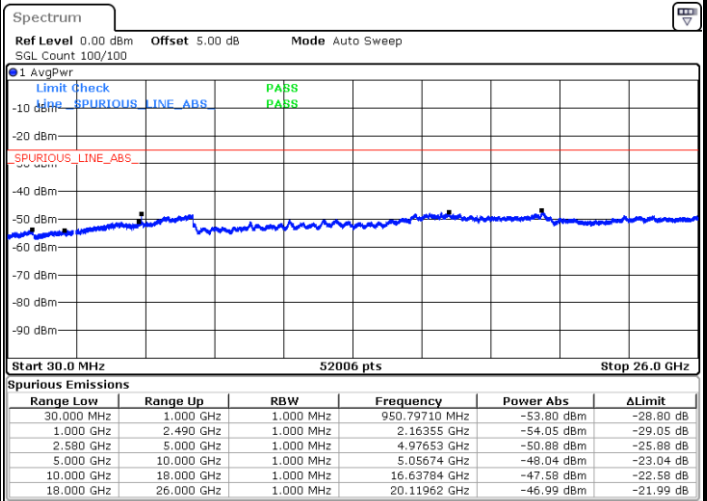
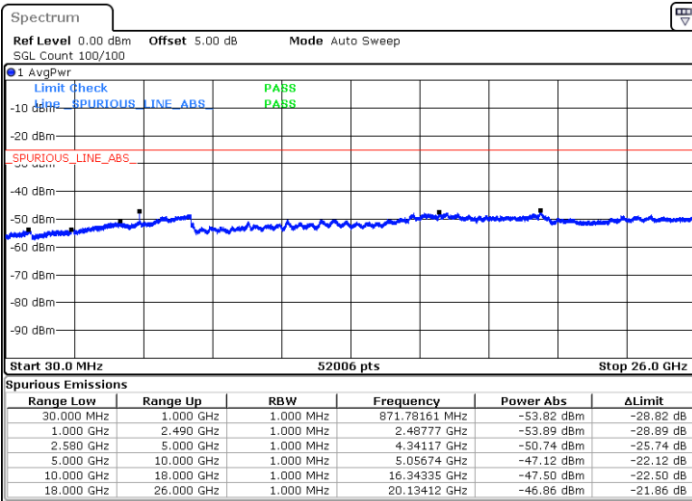


Date: 11.JAN.2018 16:46:53

Date: 11.JAN.2018 16:47:47

Middle Channel / QPSK

Middle Channel / 16QAM



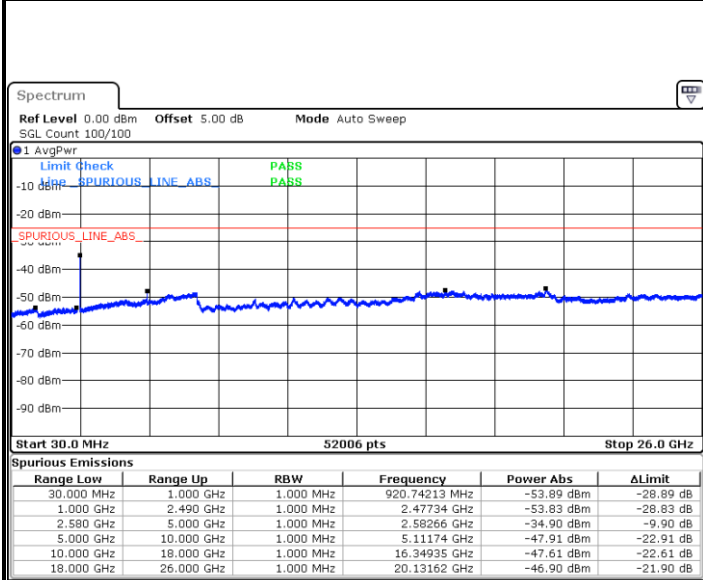
Date: 11.JAN.2018 16:49:35

Date: 11.JAN.2018 16:48:41



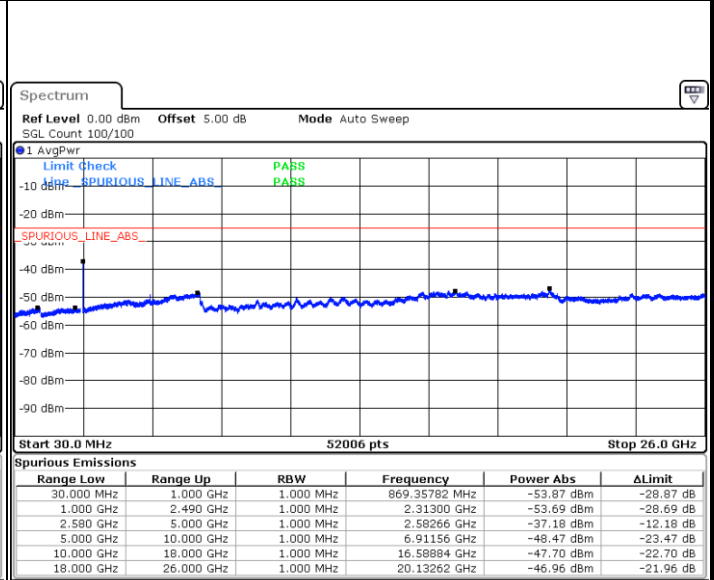
LTE Band 7 / 15MHz

Highest Channel / QPSK



Date: 11.JAN.2018 16:50:29

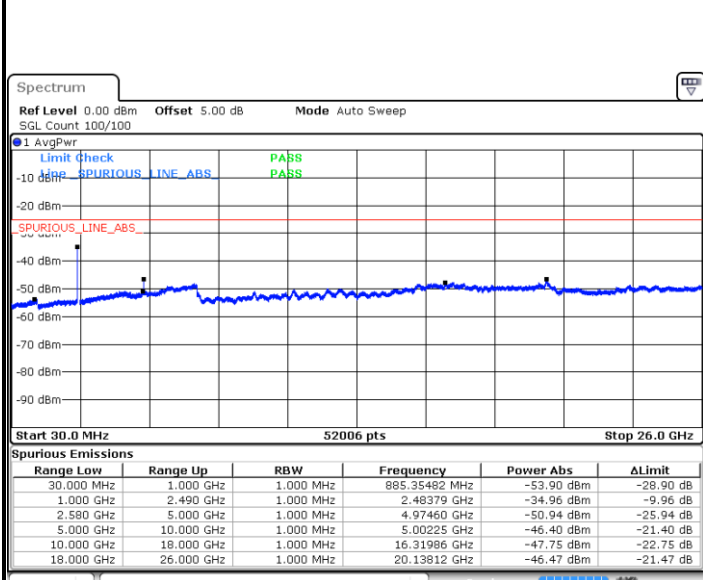
Highest Channel / 16QAM



Date: 11.JAN.2018 16:51:23

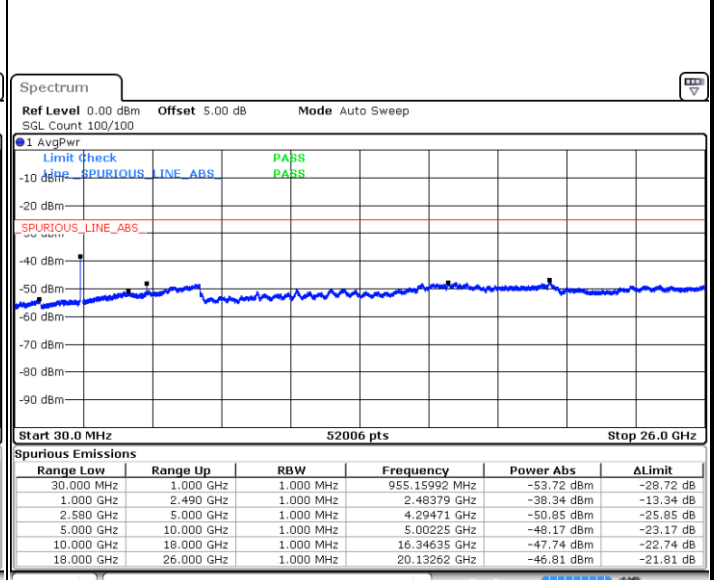
LTE Band 7 / 20MHz

Lowest Channel / QPSK



Date: 11.JAN.2018 17:03:21

Lowest Channel / 16QAM



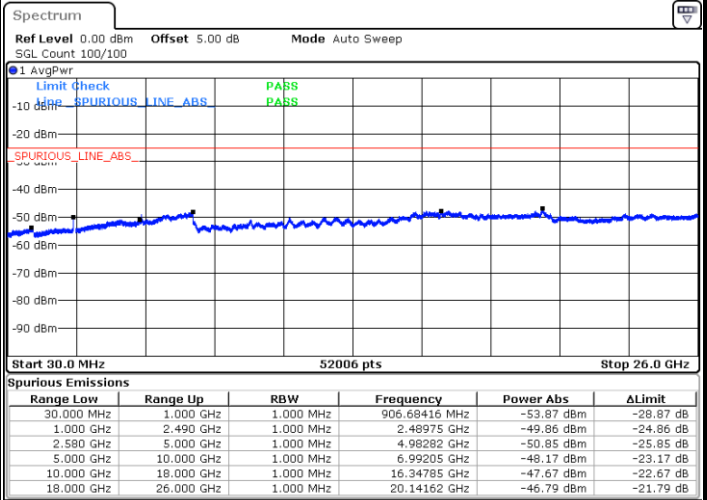
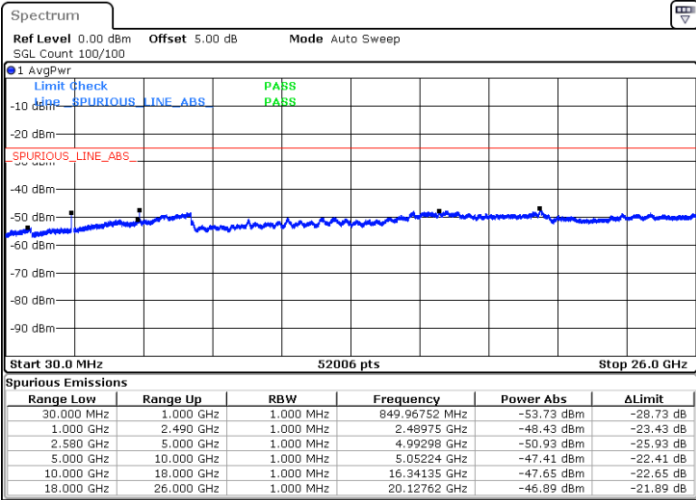
Date: 11.JAN.2018 17:04:15



LTE Band 7 / 20MHz

Middle Channel / QPSK

Middle Channel / 16QAM

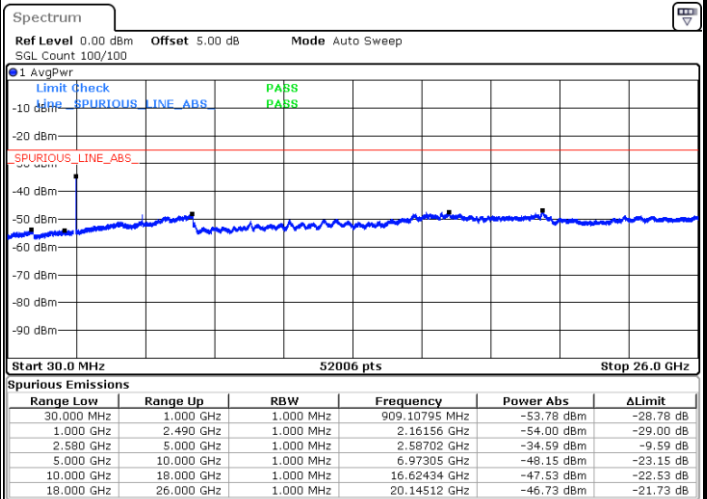
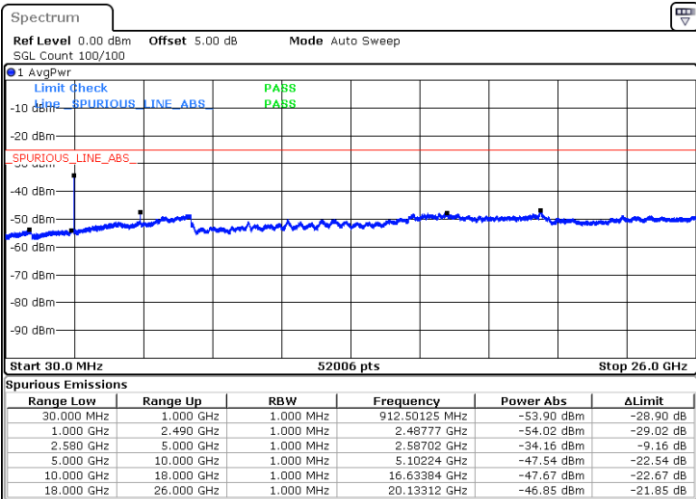


Date: 11.JAN.2018 17:06:03

Date: 11.JAN.2018 17:05:09

Highest Channel / QPSK

Highest Channel / 16QAM



Date: 11.JAN.2018 17:06:57

Date: 11.JAN.2018 17:07:51



Frequency Stability

Test Conditions		LTE Band 5 (QPSK) / Middle Channel	Limit
Temperature (°C)	Voltage (Volt)	BW 10MHz	2.5ppm
		Deviation (ppm)	Result
50	Normal Voltage	0.0074	PASS
40	Normal Voltage	0.0096	
30	Normal Voltage	0.0017	
20(Ref.)	Normal Voltage	0.0000	
10	Normal Voltage	0.0072	
0	Normal Voltage	0.0081	
-10	Normal Voltage	0.0020	
-20	Normal Voltage	0.0026	
-30	Normal Voltage	0.0060	
20	Maximum Voltage	0.0092	
20	Normal Voltage	0.0007	
20	Battery End Point	0.0077	

Note: Normal Voltage =3.8 V. ; Battery End Point (BEP) =3.45 V. ; Maximum Voltage =4.2 V.



Test Conditions		LTE Band 7 (QPSK) / Middle Channel	Limit
Temperature (°C)	Voltage (Volt)	BW 10MHz	Note 2.
		Deviation (ppm)	Result
50	Normal Voltage	0.0017	PASS
40	Normal Voltage	0.0009	
30	Normal Voltage	0.0018	
20(Ref.)	Normal Voltage	0.0000	
10	Normal Voltage	0.0019	
0	Normal Voltage	0.0006	
-10	Normal Voltage	0.0011	
-20	Normal Voltage	0.0016	
-30	Normal Voltage	0.0021	
20	Maximum Voltage	0.0002	
20	Normal Voltage	0.0010	
20	Battery End Point	0.0002	

Note:

1. Normal Voltage =3.8 V. ; Battery End Point (BEP) =3.45 V. ; Maximum Voltage =4.2 V.
2. Note: The frequency fundamental emissions stay within the authorized frequency block.



Appendix B. Test Results of Radiated Test

Radiated Spurious Emission

LTE Band 5 / 3MHz / QPSK / RB Size 1 Offset 0									
Channel	Frequency (MHz)	ERP (dBm)	Limit (dBm)	Over Limit (dB)	SPA Reading (dBm)	S.G. Power (dBm)	TX Cable loss (dB)	TX Antenna Gain (dBi)	Polarization (H/V)
Middle	1670	-60.32	-13	-47.32	-65.41	-62.23	1.14	5.20	H
	2506	-51.15	-13	-38.15	-62.26	-53.78	1.12	5.90	H
	3342	-61.37	-13	-48.37	-71.34	-64.58	1.34	6.70	H
	1670	-59.90	-13	-46.90	-65.23	-61.81	1.14	5.20	V
	2506	-53.84	-13	-40.84	-63.50	-56.47	1.12	5.90	V
	3342	-61.22	-13	-48.22	-71.35	-64.43	1.34	6.70	V

Remark: Spurious emissions within 30-1000MHz were found more than 20dB below limit line.

LTE Band 7 / 20MHz / QPSK / RB Size 1 Offset 0									
Channel	Frequency (MHz)	EIRP (dBm)	Limit (dBm)	Over Limit (dB)	SPA Reading (dBm)	S.G. Power (dBm)	TX Cable loss (dB)	TX Antenna Gain (dBi)	Polarization (H/V)
Middle	5052	-54.28	-25	-29.28	-39.72	-61.64	1.76	9.12	H
	7578	-45.52	-25	-20.52	-36.34	-55.49	2.16	12.13	H
	10107	-58.18	-25	-33.18	-53.42	-68.06	2.22	12.10	H
	5052	-50.43	-25	-25.43	-36.95	-57.79	1.76	9.12	V
	7578	-43.16	-25	-18.16	-34.28	-53.13	2.16	12.13	V
	10107	-57.39	-25	-32.39	-52.84	-67.27	2.22	12.10	V

Remark: Spurious emissions within 30-1000MHz were found more than 20dB below limit line.