



Test Report No.: RF180131W003-5

3.7.5 TEST RESULTS

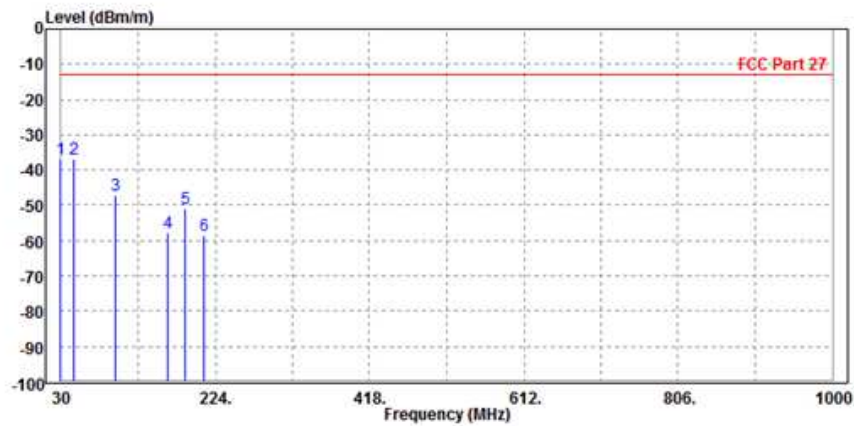
BELOW 1GHz WORST-CASE DATA

9 KHz – 30 MHz data: the amplitude of spurious emissions attenuated more than 20 dB below the permissible value is not required in the report.

30 MHz – 1GHz data:

LTE Band 4:

MODE	TX channel 20175	FREQUENCY RANGE	Below 1000MHz
ENVIRONMENTAL CONDITIONS	23deg. C, 70%RH	INPUT POWER	DC 5V from adapter
TESTED BY	Star Le		
ANTENNA POLARITY & TEST DISTANCE: HORIZONTAL AT 3 M			

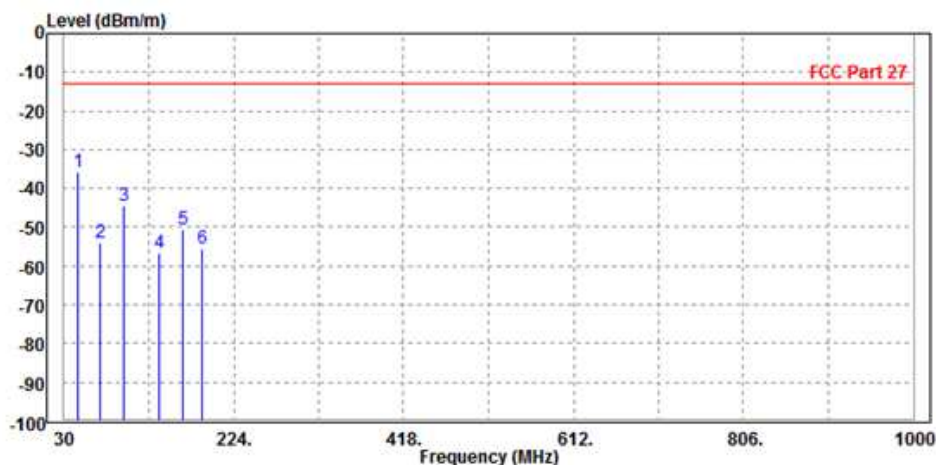


	Freq	Level	Read Level	Limit Line	Over Limit	Factor	Remark	Pol/Phase
	MHz	dBm/m	dBm	dBm/m	dB	dB/m		
1	30.000	-37.05	-56.39	-13.00	-24.05	19.34	Peak	Horizontal
2 PP	46.490	-36.94	-43.28	-13.00	-23.94	6.34	Peak	Horizontal
3	97.900	-47.21	-36.50	-13.00	-34.21	-10.71	Peak	Horizontal
4	164.830	-57.94	-39.64	-13.00	-44.94	-18.30	Peak	Horizontal
5	186.170	-50.82	-33.22	-13.00	-37.82	-17.60	Peak	Horizontal
6	210.420	-58.71	-41.68	-13.00	-45.71	-17.03	Peak	Horizontal



Test Report No.: RF180131W003-5

MODE	TX channel 20175	FREQUENCY RANGE	Below 1000MHz
ENVIRONMENTAL CONDITIONS	23deg. C, 70%RH	INPUT POWER	DC 5V from adapter
TESTED BY	Star Le		
ANTENNA POLARITY & TEST DISTANCE: VERTICAL AT 3 M			



	Freq	Level	Read Level	Limit Line	Over Limit	Factor	Remark	Pol/Phase
	MHz	dBm/m	dBm	dBm/m	dB	dB/m		
1	46.490	-35.82	-32.18	-13.00	-22.82	-3.64	Peak	Vertical
2	70.740	-54.11	-38.93	-13.00	-41.11	-15.18	Peak	Vertical
3	97.900	-44.45	-33.81	-13.00	-31.45	-10.64	Peak	Vertical
4	138.640	-56.66	-41.37	-13.00	-43.66	-15.29	Peak	Vertical
5	165.800	-50.55	-35.89	-13.00	-37.55	-14.66	Peak	Vertical
6	188.110	-55.53	-43.39	-13.00	-42.53	-12.14	Peak	Vertical



Test Report No.: RF180131W003-5

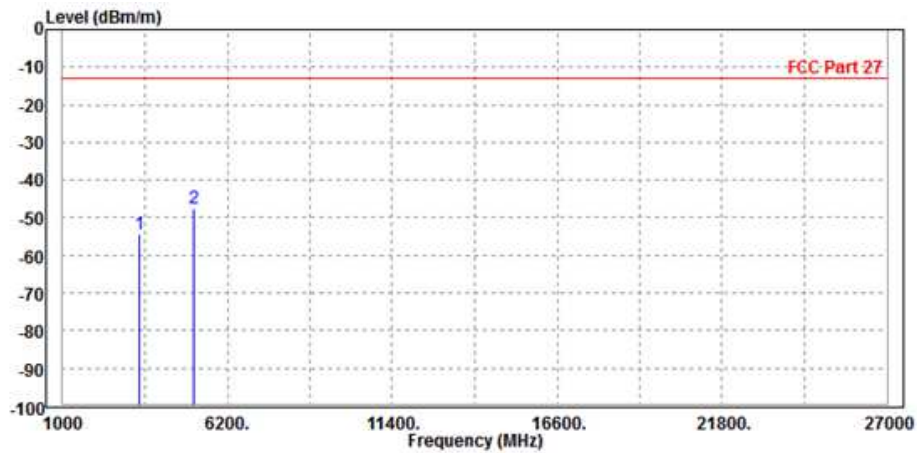
ABOVE 1GHz

Note: For higher frequency, the emission is too low to be detected.

WCDMA Band IV:

CH 1312

MODE	TX channel 1312	FREQUENCY RANGE	Above 1000MHz
ENVIRONMENTAL CONDITIONS	23deg. C, 70%RH	INPUT POWER	DC 5V from adapter
TESTED BY	Star Le		
ANTENNA POLARITY & TEST DISTANCE: HORIZONTAL AT 3 M			

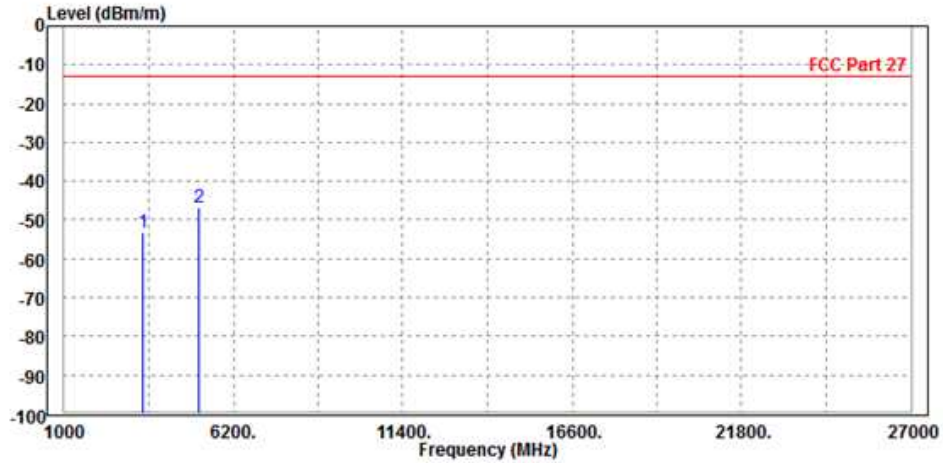


	Freq	Level	Read Level	Limit Line	Over Limit	Factor	Remark	Pol/Phase
	MHz	dBm/m	dBm	dBm/m	dB	dB/m		
1	3418.000	-54.52	-56.37	-13.00	-41.52	1.85	Peak	Horizontal
2 PP	5137.000	-47.69	-56.23	-13.00	-34.69	8.54	Peak	Horizontal



Test Report No.: RF180131W003-5

MODE	TX channel 1312	FREQUENCY RANGE	Above 1000MHz
ENVIRONMENTAL CONDITIONS	23deg. C, 70%RH	INPUT POWER	DC 5V from adapter
TESTED BY	Star Le		
ANTENNA POLARITY & TEST DISTANCE: VERTICAL AT 3 M			



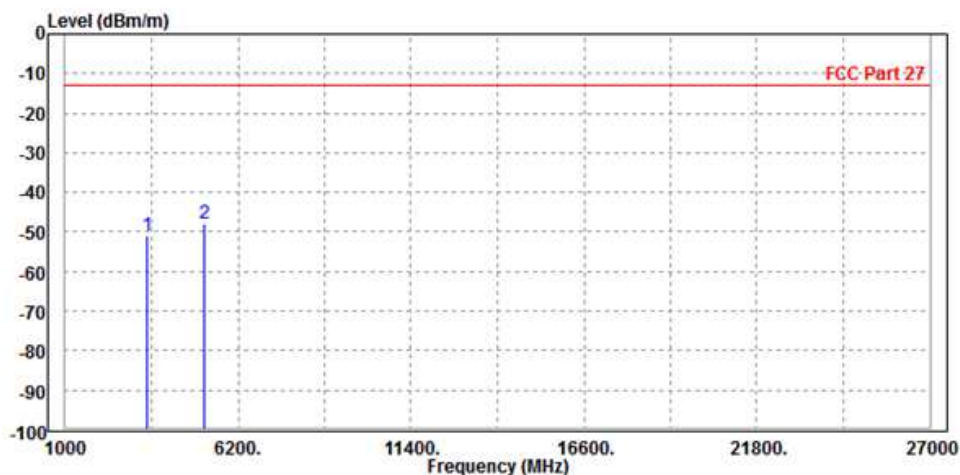
	Freq	Level	Read Level	Limit Line	Over Limit	Factor	Remark	Pol/Phase
	MHz	dBm/m	dBm	dBm/m	dB	dB/m		
1	3418.000	-53.06	-55.53	-13.00	-40.06	2.47	Peak	Vertical
2 PP	5137.000	-46.59	-54.58	-13.00	-33.59	7.99	Peak	Vertical



Test Report No.: RF180131W003-5

CH 1413

MODE	TX channel 1413	FREQUENCY RANGE	Above 1000MHz
ENVIRONMENTAL CONDITIONS	23deg. C, 70%RH	INPUT POWER	DC 5V from adapter
TESTED BY	Star Le		
ANTENNA POLARITY & TEST DISTANCE: HORIZONTAL AT 3 M			

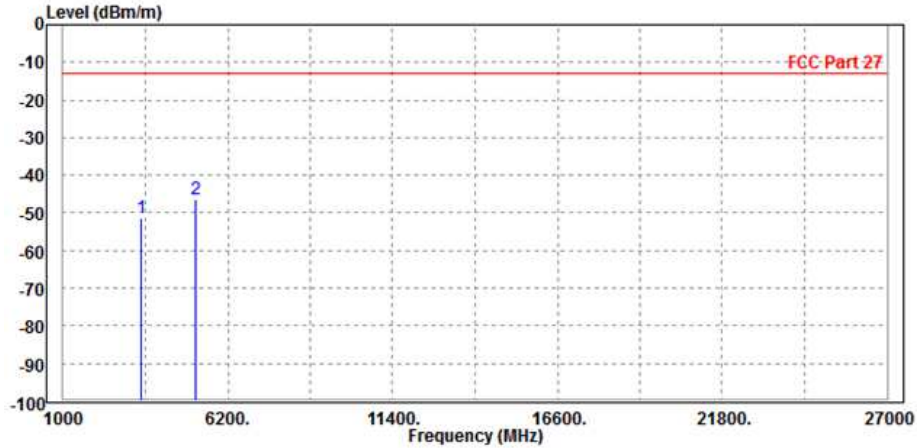


	Freq	Level	Read Level	Limit Line	Over Limit	Factor	Remark	Pol/Phase
	MHz	dBm/m	dBm	dBm/m	dB	dB/m		
1	3470.000	-51.11	-53.16	-13.00	-38.11	2.05	Peak	Horizontal
2 PP	5197.000	-48.05	-56.66	-13.00	-35.05	8.61	Peak	Horizontal



Test Report No.: RF180131W003-5

MODE	TX channel 1413	FREQUENCY RANGE	Above 1000MHz
ENVIRONMENTAL CONDITIONS	23deg. C, 70%RH	INPUT POWER	DC 5V from adapter
TESTED BY	Star Le		
ANTENNA POLARITY & TEST DISTANCE: VERTICAL AT 3 M			



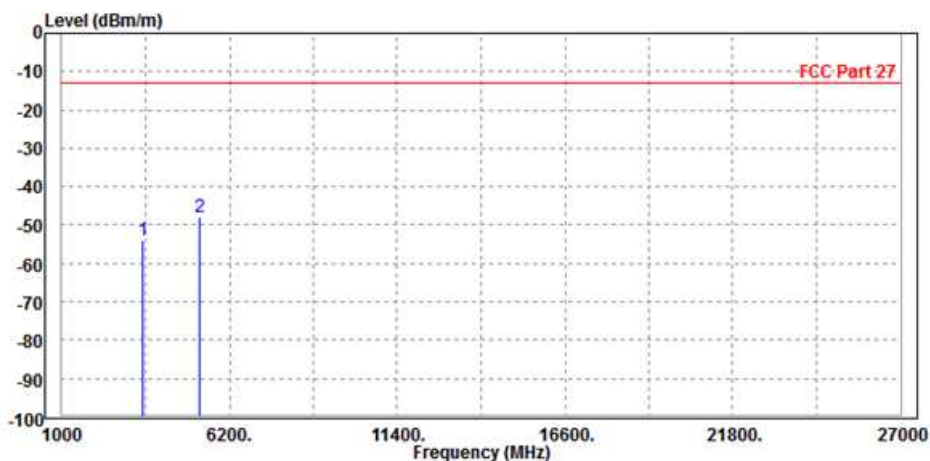
	Freq	Level	Read Level	Limit Line	Over Limit	Factor	Remark	Pol/Phase
	MHz	dBm/m	dBm	dBm/m	dB	dB/m		
1	3470.000	-51.21	-53.74	-13.00	-38.21	2.53	Peak	Vertical
2	5197.000	-46.25	-54.23	-13.00	-33.25	7.98	Peak	Vertical



Test Report No.: RF180131W003-5

CH 1513

MODE	TX channel 1513	FREQUENCY RANGE	Above 1000MHz
ENVIRONMENTAL CONDITIONS	23deg. C, 70%RH	INPUT POWER	DC 5V from adapter
TESTED BY	Star Le		
ANTENNA POLARITY & TEST DISTANCE: HORIZONTAL AT 3 M			

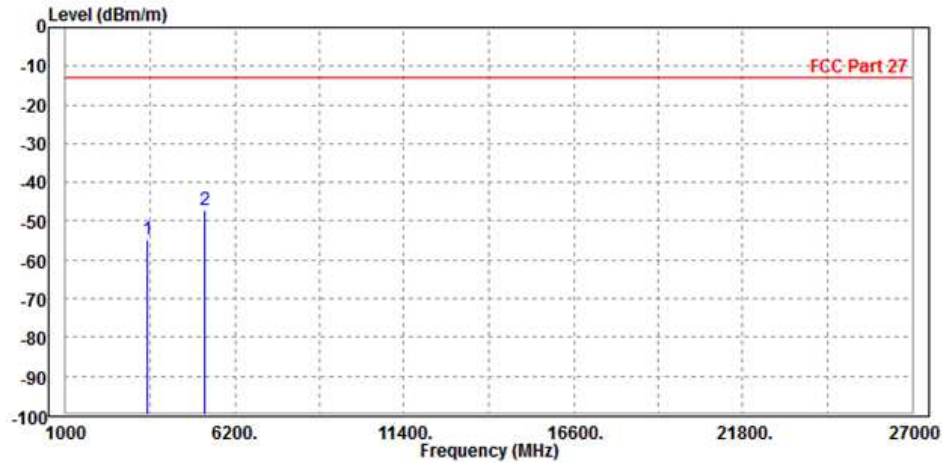


	Freq	Level	Read Level	Limit Line	Over Limit	Factor	Remark	Pol/Phase
	MHz	dBm/m	dBm	dBm/m	dB	dB/m		
1	3496.000	-53.85	-56.00	-13.00	-40.85	2.15	Peak	Horizontal
2 PP	5258.000	-47.82	-56.50	-13.00	-34.82	8.68	Peak	Horizontal



Test Report No.: RF180131W003-5

MODE	TX channel 1513	FREQUENCY RANGE	Above 1000MHz
ENVIRONMENTAL CONDITIONS	23deg. C, 70%RH	INPUT POWER	DC 5V from adapter
TESTED BY	Star Le		
ANTENNA POLARITY & TEST DISTANCE: VERTICAL AT 3 M			



	Freq	Level	Read Level	Limit Line	Over Limit	Factor	Remark	Pol/Phase
	MHz	dBm/m	dBm	dBm/m	dB	dB/m		
1	3496.000	-54.83	-57.39	-13.00	-41.83	2.56	Peak	Vertical
2 PP	5258.000	-47.08	-55.06	-13.00	-34.08	7.98	Peak	Vertical

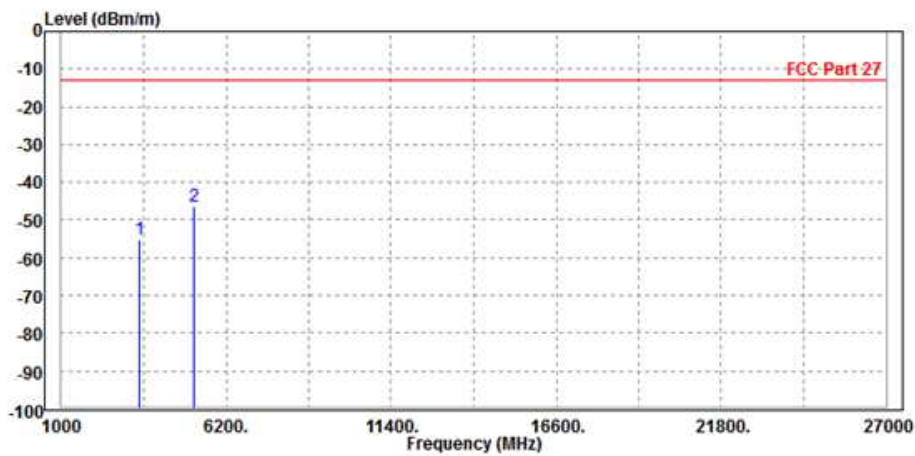


Test Report No.: RF180131W003-5

LTE BAND 4

CHANNEL BANDWIDTH: 1.4MHz / QPSK

MODE	TX channel 20175	FREQUENCY RANGE	Above 1000MHz
ENVIRONMENTAL CONDITIONS	23deg. C, 70%RH	INPUT POWER	DC 5V from adapter
TESTED BY	Star Le		
ANTENNA POLARITY & TEST DISTANCE: HORIZONTAL AT 3 M			

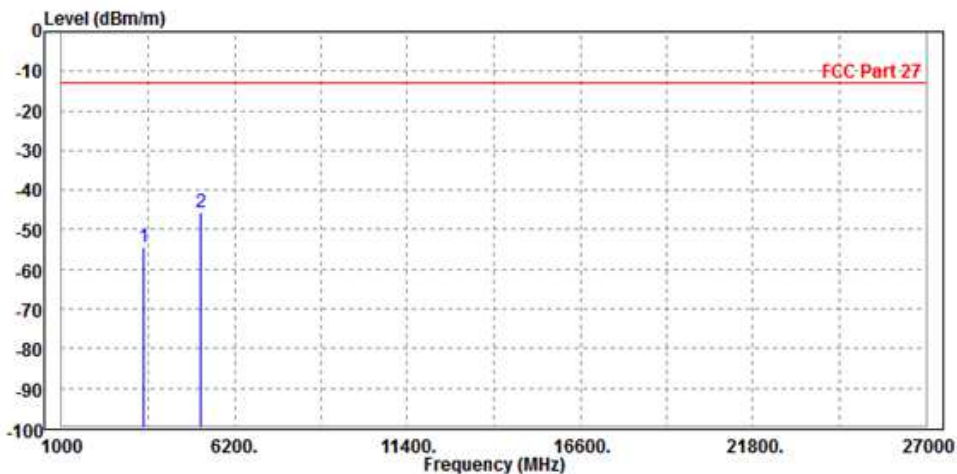


	Read	Limit	Over				
Freq	Level	Level	Line	Limit	Factor	Remark	
MHz	dBm/m	dBm	dBm/m	dB	dB/m		
1	3470.000	-55.30	-57.35	-13.00	-42.30	2.05 Peak	Horizontal
2 PP	5197.000	-46.55	-55.16	-13.00	-33.55	8.61 Peak	Horizontal



Test Report No.: RF180131W003-5

MODE	TX channel 20175	FREQUENCY RANGE	Above 1000MHz
ENVIRONMENTAL CONDITIONS	23deg. C, 70%RH	INPUT POWER	DC 5V from adapter
TESTED BY	Star Le		
ANTENNA POLARITY & TEST DISTANCE: VERTICAL AT 3 M			



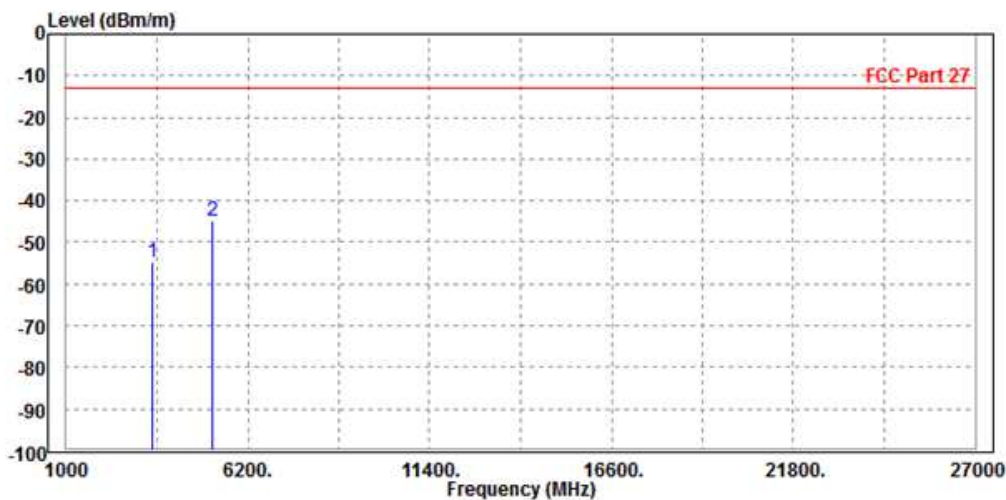
	Freq	Level	Read Level	Limit Line	Over Limit	Factor	Remark	Pol/Phase
	MHz	dBm/m	dBm	dBm/m	dB	dB/m		
1	3470.000	-54.24	-56.77	-13.00	-41.24	2.53	Peak	Vertical
2	5197.000	-45.48	-53.46	-13.00	-32.48	7.98	Peak	Vertical



Test Report No.: RF180131W003-5

CHANNEL BANDWIDTH: 3MHz / QPSK

MODE	TX channel 20175	FREQUENCY RANGE	Above 1000MHz
ENVIRONMENTAL CONDITIONS	23deg. C, 70%RH	INPUT POWER	DC 5V from adapter
TESTED BY	Star Le		
ANTENNA POLARITY & TEST DISTANCE: HORIZONTAL AT 3 M			

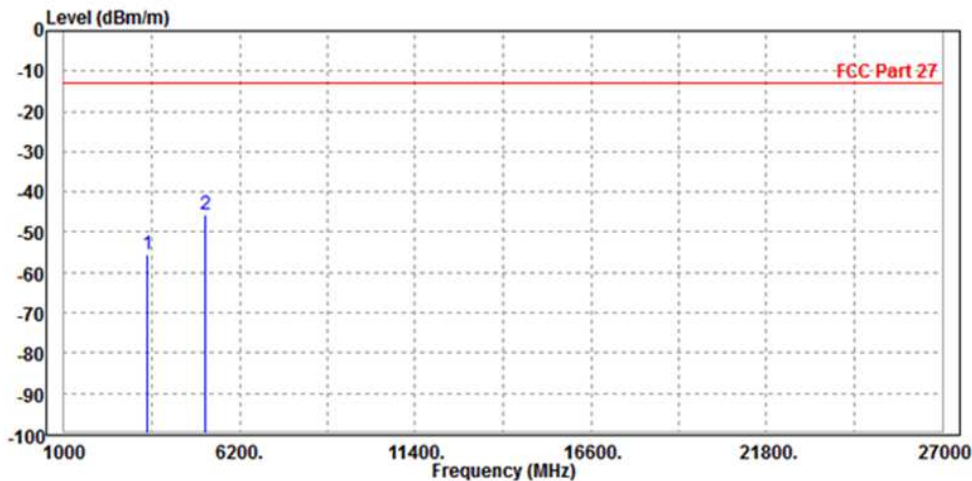


	Freq	Level	Read Level	Limit Line	Over Limit	Factor	Remark	Pol/Phase
	MHz	dBm/m	dBm	dBm/m	dB	dB/m		
1	3470.000	-54.73	-56.78	-13.00	-41.73	2.05	Peak	Horizontal
2 PP	5197.000	-44.73	-53.34	-13.00	-31.73	8.61	Peak	Horizontal



Test Report No.: RF180131W003-5

MODE	TX channel 20175	FREQUENCY RANGE	Above 1000MHz
ENVIRONMENTAL CONDITIONS	23deg. C, 70%RH	INPUT POWER	DC 5V from adapter
TESTED BY	Star Le		
ANTENNA POLARITY & TEST DISTANCE: VERTICAL AT 3 M			



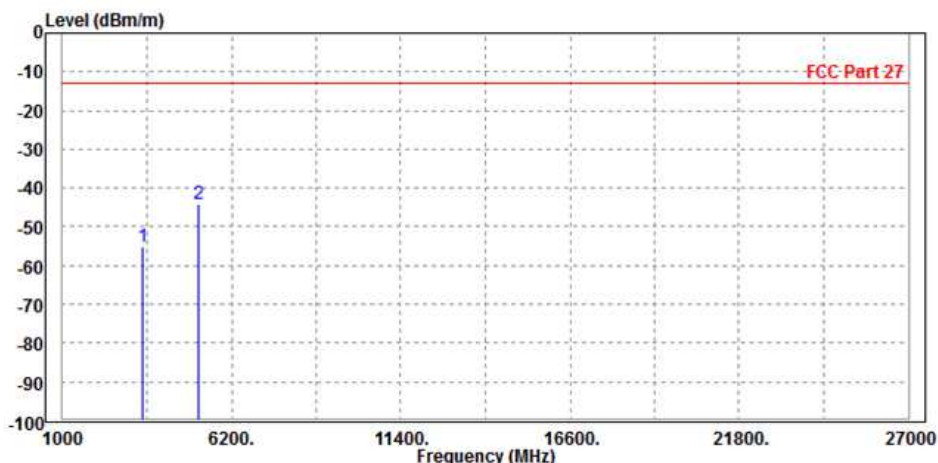
	Freq	Level	Read Level	Limit Line	Over Limit	Factor	Remark	Pol/Phase
	MHz	dBm/m	dBm	dBm/m	dB	dB/m		
1	3470.000	-55.62	-58.15	-13.00	-42.62	2.53	Peak	Vertical
2 PP	5197.000	-45.66	-53.64	-13.00	-32.66	7.98	Peak	Vertical



Test Report No.: RF180131W003-5

CHANNEL BANDWIDTH: 5MHz / QPSK

MODE	TX channel 20175	FREQUENCY RANGE	Above 1000MHz
ENVIRONMENTAL CONDITIONS	23deg. C, 70%RH	INPUT POWER	DC 5V from adapter
TESTED BY	Star Le		
ANTENNA POLARITY & TEST DISTANCE: HORIZONTAL AT 3 M			

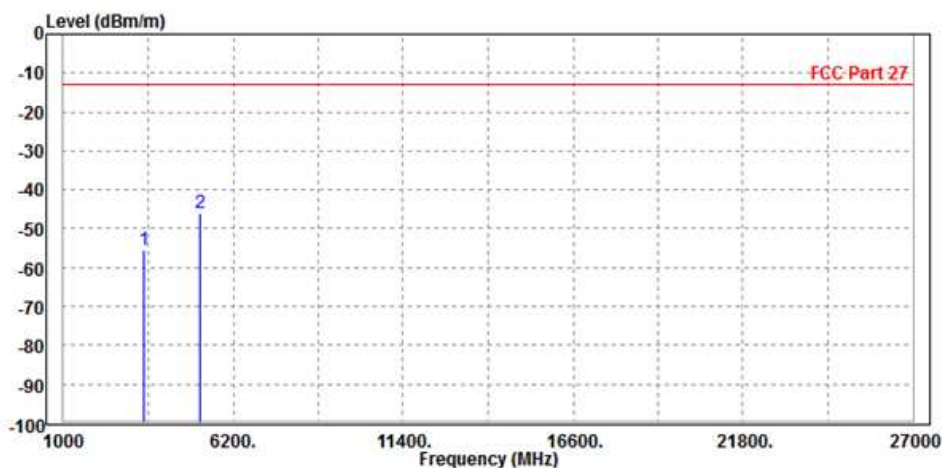


	Freq	Level	Read Level	Limit Line	Over Limit	Factor	Remark	Pol/Phase
	MHz	dBm/m	dBm	dBm/m	dB	dB/m		
1	3470.000	-55.14	-57.19	-13.00	-42.14	2.05	Peak	Horizontal
2 PP	5197.000	-44.26	-52.87	-13.00	-31.26	8.61	Peak	Horizontal



Test Report No.: RF180131W003-5

MODE	TX channel 20175	FREQUENCY RANGE	Above 1000MHz
ENVIRONMENTAL CONDITIONS	23deg. C, 70%RH	INPUT POWER	DC 5V from adapter
TESTED BY	Star Le		
ANTENNA POLARITY & TEST DISTANCE: VERTICAL AT 3 M			



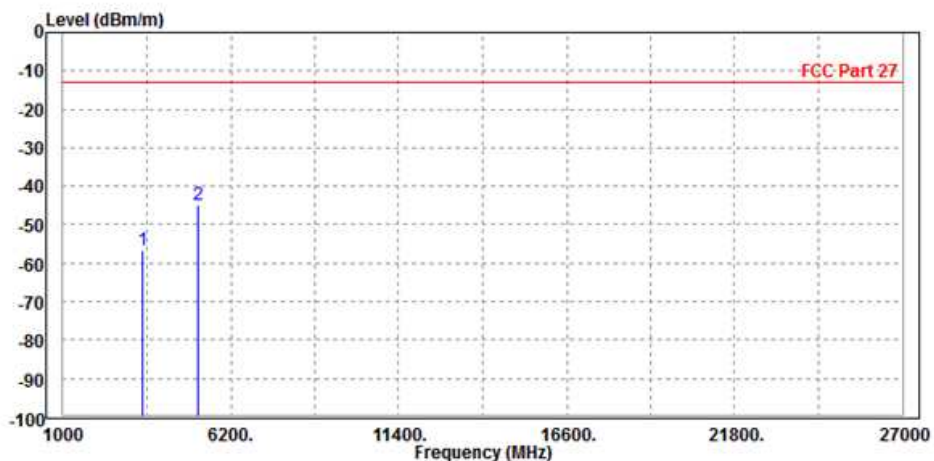
	Freq	Level	Read Level	Limit Line	Over Limit	Factor	Remark	Pol/Phase
	MHz	dBm/m	dBm	dBm/m	dB	dB/m		
1	3470.000	-55.42	-57.95	-13.00	-42.42	2.53	Peak	Vertical
2 PP	5197.000	-46.14	-54.12	-13.00	-33.14	7.98	Peak	Vertical



Test Report No.: RF180131W003-5

CHANNEL BANDWIDTH: 10MHz / QPSK

MODE	TX channel 20175	FREQUENCY RANGE	Above 1000MHz
ENVIRONMENTAL CONDITIONS	23deg. C, 70%RH	INPUT POWER	DC 5V from adapter
TESTED BY	Star Le		
ANTENNA POLARITY & TEST DISTANCE: HORIZONTAL AT 3 M			

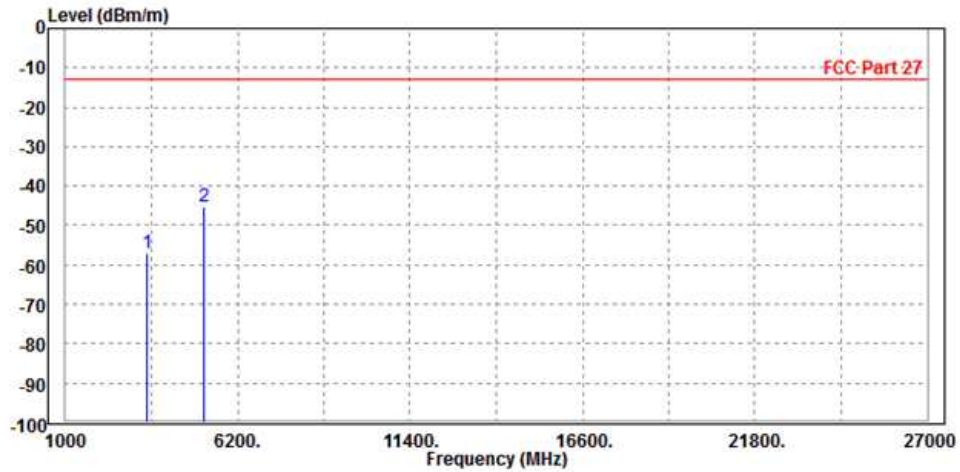


	Freq	Level	Read Level	Limit Line	Over Limit	Factor	Remark	Pol/Phase
	MHz	dBm/m	dBm	dBm/m	dB	dB/m		
1	3470.000	-56.54	-59.07	-13.00	-43.54	2.53	Peak	Horizontal
2 PP	5186.000	-45.03	-53.01	-13.00	-32.03	7.98	Peak	Horizontal



Test Report No.: RF180131W003-5

MODE	TX channel 20175	FREQUENCY RANGE	Above 1000MHz
ENVIRONMENTAL CONDITIONS	23deg. C, 70%RH	INPUT POWER	DC 5V from adapter
TESTED BY	Star Le		
ANTENNA POLARITY & TEST DISTANCE: VERTICAL AT 3 M			



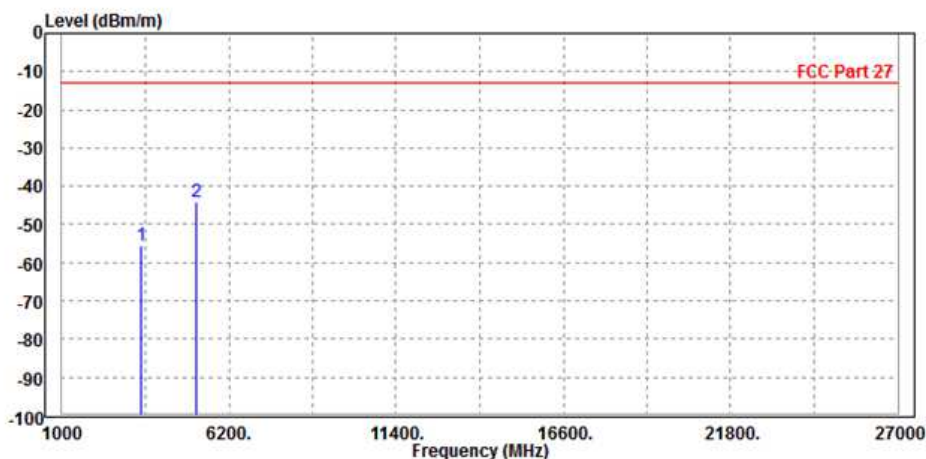
	Freq	Level	Read Level	Limit Line	Over Limit	Factor	Remark	Pol/Phase
	MHz	dBm/m	dBm	dBm/m	dB	dB/m		
1	3470.000	-57.21	-59.74	-13.00	-44.21	2.53	Peak	Vertical
2 PP	5197.000	-45.33	-53.31	-13.00	-32.33	7.98	Peak	Vertical



Test Report No.: RF180131W003-5

CHANNEL BANDWIDTH: 15MHz / QPSK

MODE	TX channel 20175	FREQUENCY RANGE	Above 1000MHz
ENVIRONMENTAL CONDITIONS	23deg. C, 70%RH	INPUT POWER	DC 5V from adapter
TESTED BY	Star Le		
ANTENNA POLARITY & TEST DISTANCE: HORIZONTAL AT 3 M			

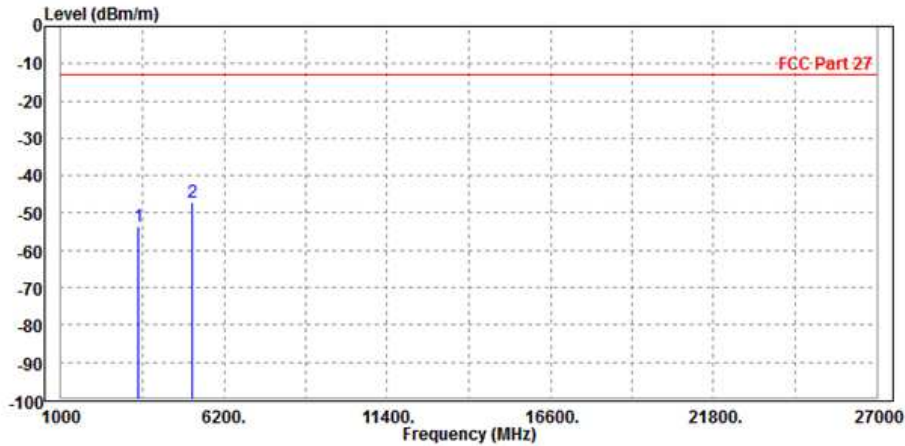


	Freq	Level	Read Level	Limit Line	Over Limit	Factor	Remark	Pol/Phase
	MHz	dBm/m	dBm	dBm/m	dB	dB/m		
1	3470.000	-55.51	-57.56	-13.00	-42.51	2.05	Peak	Horizontal
2 PP	5197.000	-44.07	-52.68	-13.00	-31.07	8.61	Peak	Horizontal



Test Report No.: RF180131W003-5

MODE	TX channel 20175	FREQUENCY RANGE	Above 1000MHz
ENVIRONMENTAL CONDITIONS	23deg. C, 70%RH	INPUT POWER	DC 5V from adapter
TESTED BY	Star Le		
ANTENNA POLARITY & TEST DISTANCE: VERTICAL AT 3 M			



	Freq	Level	Read Level	Limit Line	Over Limit	Factor	Remark	Pol/Phase
	MHz	dBm/m	dBm	dBm/m	dB	dB/m		
1	3470.000	-53.62	-56.15	-13.00	-40.62	2.53	Peak	Vertical
2 PP	5197.000	-47.28	-55.26	-13.00	-34.28	7.98	Peak	Vertical

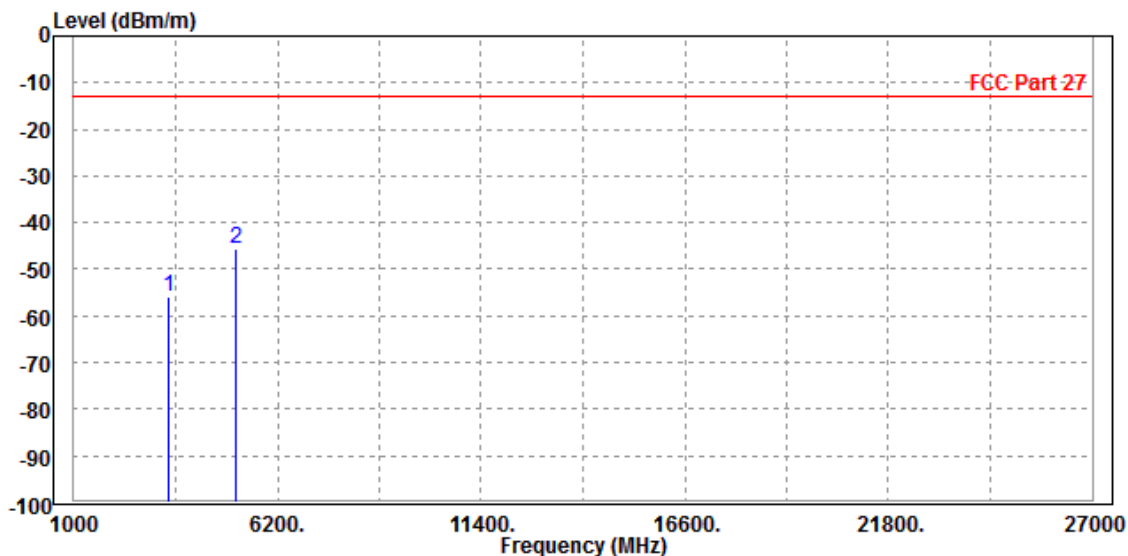


Test Report No.: RF180131W003-5

CHANNEL BANDWIDTH: 20MHz / QPSK

CH 20050

MODE	TX channel 20050	FREQUENCY RANGE	Above 1000MHz
ENVIRONMENTAL CONDITIONS	23deg. C, 70%RH	INPUT POWER	DC 5V from adapter
TESTED BY	Star Le		
ANTENNA POLARITY & TEST DISTANCE: HORIZONTAL AT 3 M			

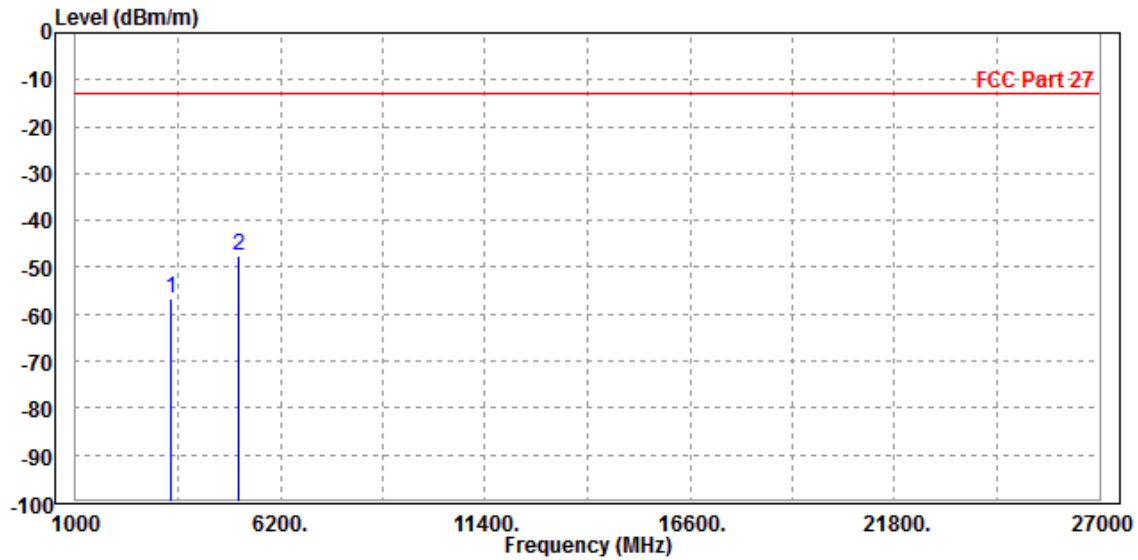


	Freq	Level	Read Level	Limit Line	Over Limit	Factor	Remark	Pol/Phase
	MHz	dBm/m	dBm	dBm/m	dB	dB/m		
1	3440.000	-55.74	-57.67	-13.00	-42.74	1.93	Peak	Horizontal
2 PP	5160.000	-45.62	-54.18	-13.00	-32.62	8.56	Peak	Horizontal



Test Report No.: RF180131W003-5

MODE	TX channel 20050	FREQUENCY RANGE	Above 1000MHz
ENVIRONMENTAL CONDITIONS	23deg. C, 70%RH	INPUT POWER	DC 5V from adapter
TESTED BY	Star Le		
ANTENNA POLARITY & TEST DISTANCE: VERTICAL AT 3 M			



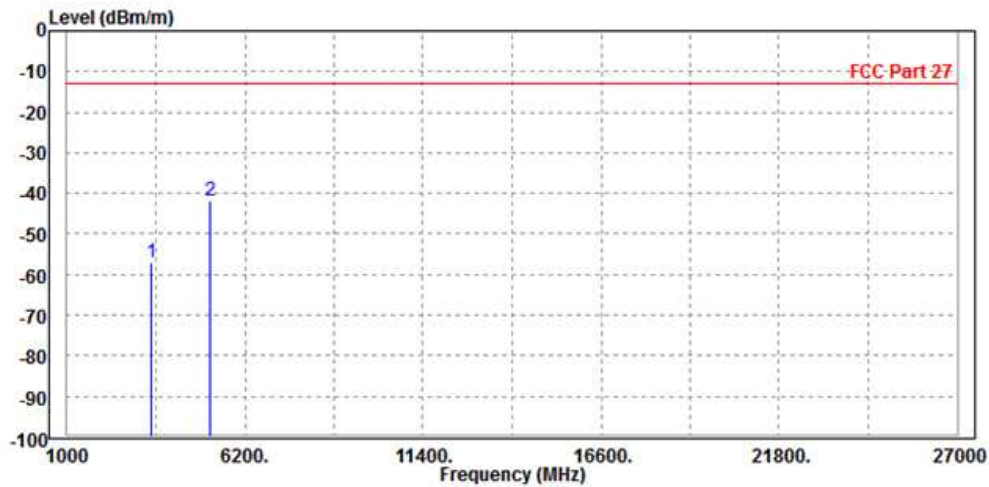
	Freq	Level	Read Level	Limit Line	Over Limit	Factor	Remark	Pol/Phase
	MHz	dBm/m	dBm	dBm/m	dB	dB/m		
1	3440.000	-56.74	-59.23	-13.00	-43.74	2.49	Peak	Vertical
2 PP	5160.000	-47.51	-55.49	-13.00	-34.51	7.98	Peak	Vertical



Test Report No.: RF180131W003-5

CH 20175

MODE	TX channel 20175	FREQUENCY RANGE	Above 1000MHz
ENVIRONMENTAL CONDITIONS	23deg. C, 70%RH	INPUT POWER	DC 5V from adapter
TESTED BY	Star Le		
ANTENNA POLARITY & TEST DISTANCE: HORIZONTAL AT 3 M			

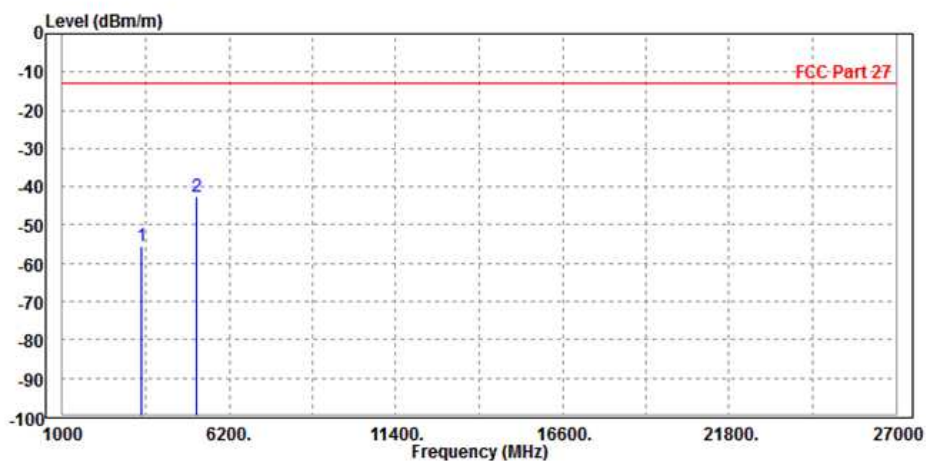


	Freq	Level	Read Level	Limit Line	Over Limit	Factor	Remark	Pol/Phase
	MHz	dBm/m	dBm	dBm/m	dB	dB/m		
1	3470.000	-56.97	-59.02	-13.00	-43.97	2.05	Peak	Horizontal
2	5186.000	-41.92	-50.51	-13.00	-28.92	8.59	Peak	Horizontal



Test Report No.: RF180131W003-5

MODE	TX channel 20175	FREQUENCY RANGE	Above 1000MHz
ENVIRONMENTAL CONDITIONS	23deg. C, 70%RH	INPUT POWER	DC 5V from adapter
TESTED BY	Star Le		
ANTENNA POLARITY & TEST DISTANCE: VERTICAL AT 3 M			



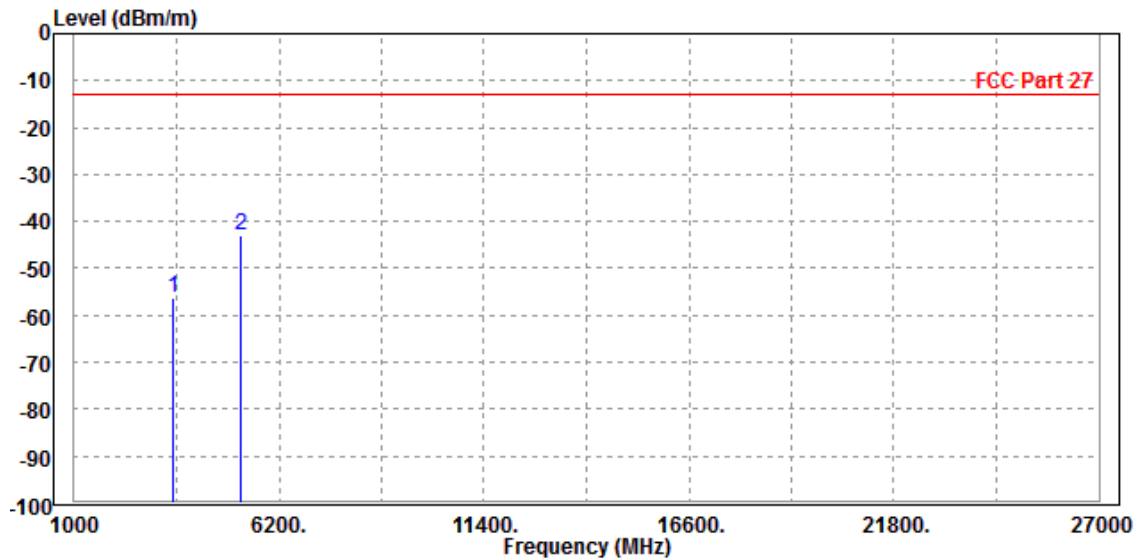
	Freq	Level	Read Level	Limit Line	Over Limit	Factor	Remark	Pol/Phase
	MHz	dBm/m	dBm	dBm/m	dB	dB/m		
1	3470.000	-55.41	-57.94	-13.00	-42.41	2.53	Peak	Vertical
2 PP	5197.000	-42.43	-50.41	-13.00	-29.43	7.98	Peak	Vertical



Test Report No.: RF180131W003-5

CH 20300

MODE	TX channel 20300	FREQUENCY RANGE	Above 1000MHz
ENVIRONMENTAL CONDITIONS	23deg. C, 70%RH	INPUT POWER	DC 5V from adapter
TESTED BY	Star Le		
ANTENNA POLARITY & TEST DISTANCE: HORIZONTAL AT 3 M			

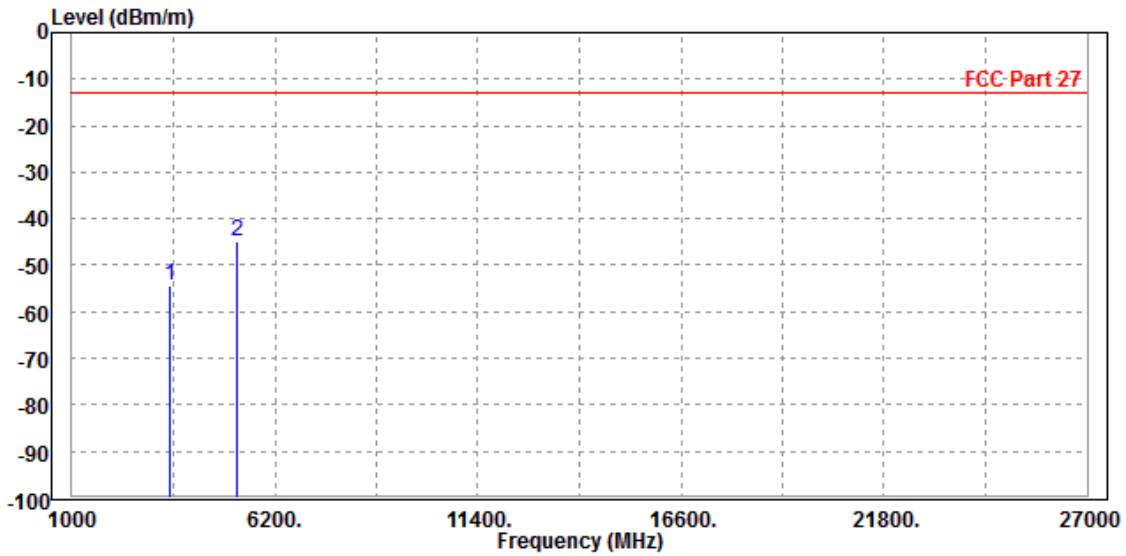


	Freq	Level	Read Level	Limit Line	Over Limit	Factor	Remark	Pol/Phase
	MHz	dBm/m	dBm	dBm/m	dB	dB/m		
1	3490.000	-56.20	-58.32	-13.00	-43.20	2.12	Peak	Horizontal
2 PP	5235.000	-43.01	-51.66	-13.00	-30.01	8.65	Peak	Horizontal



Test Report No.: RF180131W003-5

MODE	TX channel 20300	FREQUENCY RANGE	Above 1000MHz
ENVIRONMENTAL CONDITIONS	23deg. C, 70%RH	INPUT POWER	DC 5V from adapter
TESTED BY	Star Le		
ANTENNA POLARITY & TEST DISTANCE: VERTICAL AT 3 M			



	Freq	Level	Read Level	Limit Line	Over Limit	Factor	Remark	Pol/Phase
	MHz	dBm/m	dBm	dBm/m	dB	dB/m		
1	3490.000	-54.21	-56.77	-13.00	-41.21	2.56	Peak	Vertical
2 PP	5235.000	-44.87	-52.85	-13.00	-31.87	7.98	Peak	Vertical

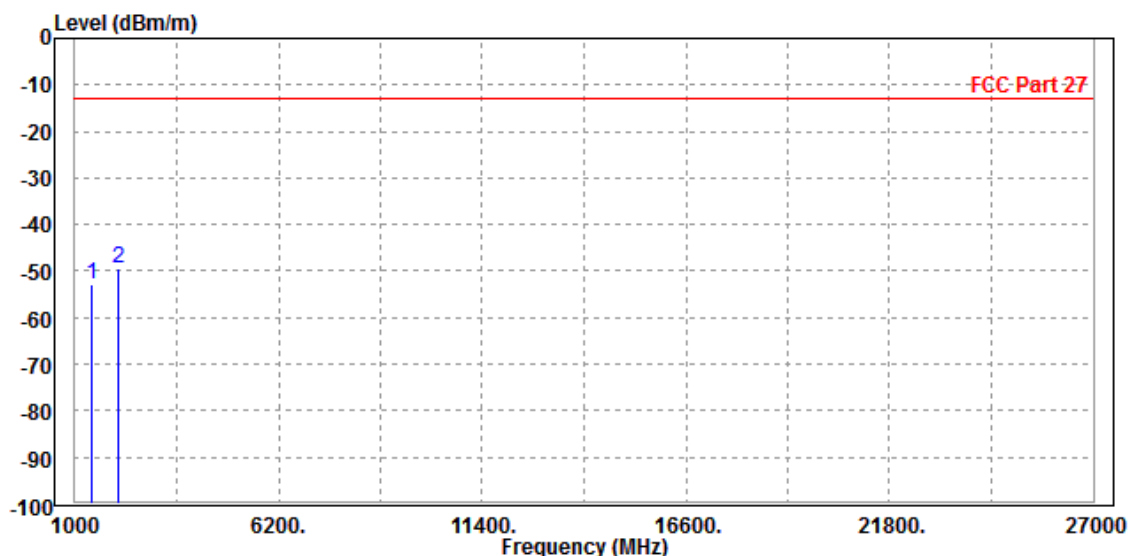


Test Report No.: RF180131W003-5

LTE BAND 12

CHANNEL BANDWIDTH: 1.4MHz / QPSK

MODE	TX channel 23095	FREQUENCY RANGE	Above 1000MHz
ENVIRONMENTAL CONDITIONS	23deg. C, 70%RH	INPUT POWER	DC 5V from adapter
TESTED BY	Star Le		
ANTENNA POLARITY & TEST DISTANCE: HORIZONTAL AT 3 M			

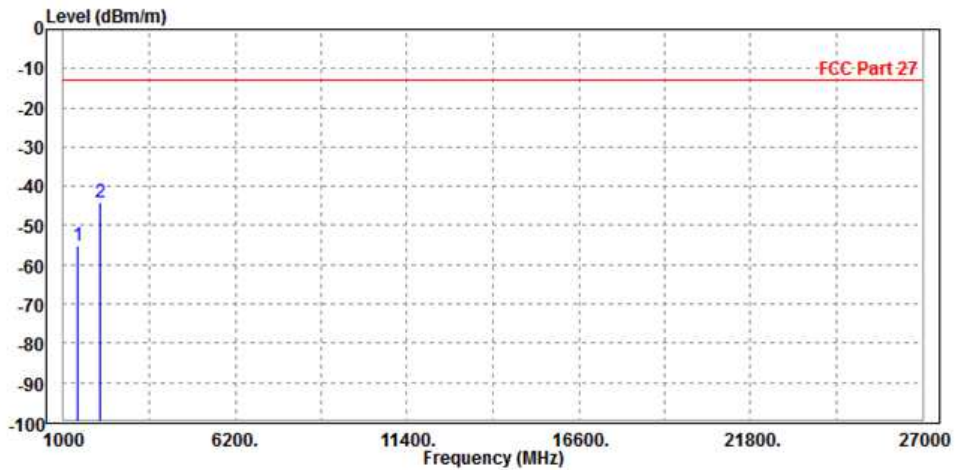


	Freq	Level	Read Level	Limit Line	Over Limit	Factor	Remark	Pol/Phase
	MHz	dBm/m	dBm	dBm/m	dB	dB/m		
1	1416.000	-52.80	-46.08	-13.00	-39.80	-6.72	Peak	Horizontal
2	2122.500	-49.52	-47.59	-13.00	-36.52	-1.93	Peak	Horizontal



Test Report No.: RF180131W003-5

MODE	TX channel 23095	FREQUENCY RANGE	Above 1000MHz
ENVIRONMENTAL CONDITIONS	23deg. C, 70%RH	INPUT POWER	DC 5V from adapter
TESTED BY	Star Le		
ANTENNA POLARITY & TEST DISTANCE: VERTICAL AT 3 M			



	Freq	Level	Read Level	Limit Line	Over Limit	Factor	Remark	Pol/Phase
	MHz	dBm/m	dBm	dBm/m	dB	dB/m		
1	1416.000	-54.99	-49.55	-13.00	-41.99	-5.44	Peak	Vertical
2 PP	2122.500	-44.05	-43.81	-13.00	-31.05	-0.24	Peak	Vertical

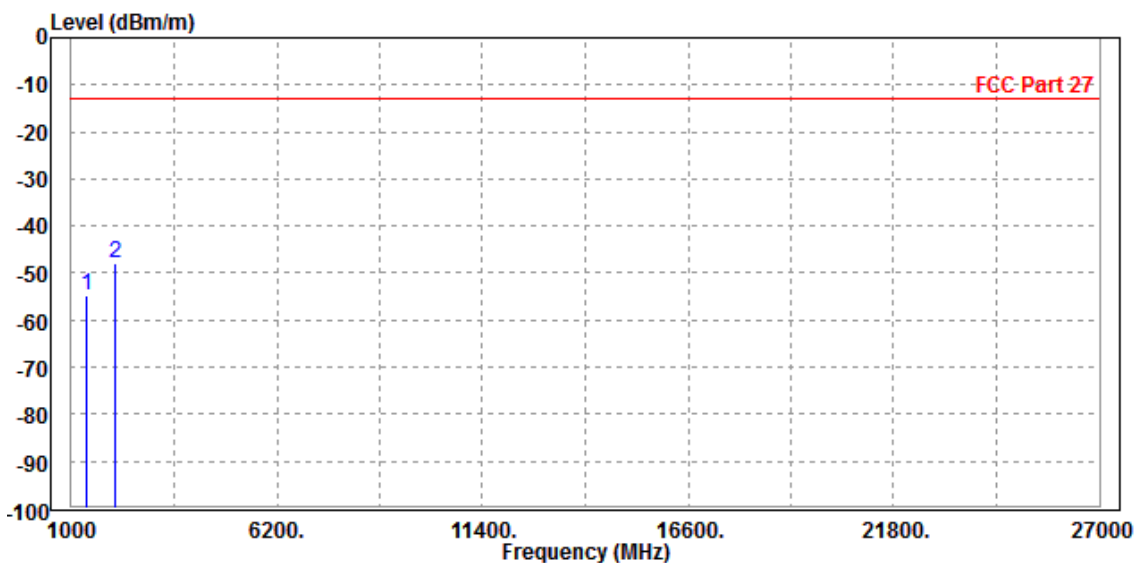


Test Report No.: RF180131W003-5

CHANNEL BANDWIDTH: 3MHz / QPSK

CH 23025

MODE	TX channel 23025	FREQUENCY RANGE	Above 1000MHz
ENVIRONMENTAL CONDITIONS	23deg. C, 70%RH	INPUT POWER	DC 5V from adapter
TESTED BY	Star Le		
ANTENNA POLARITY & TEST DISTANCE: HORIZONTAL AT 3 M			

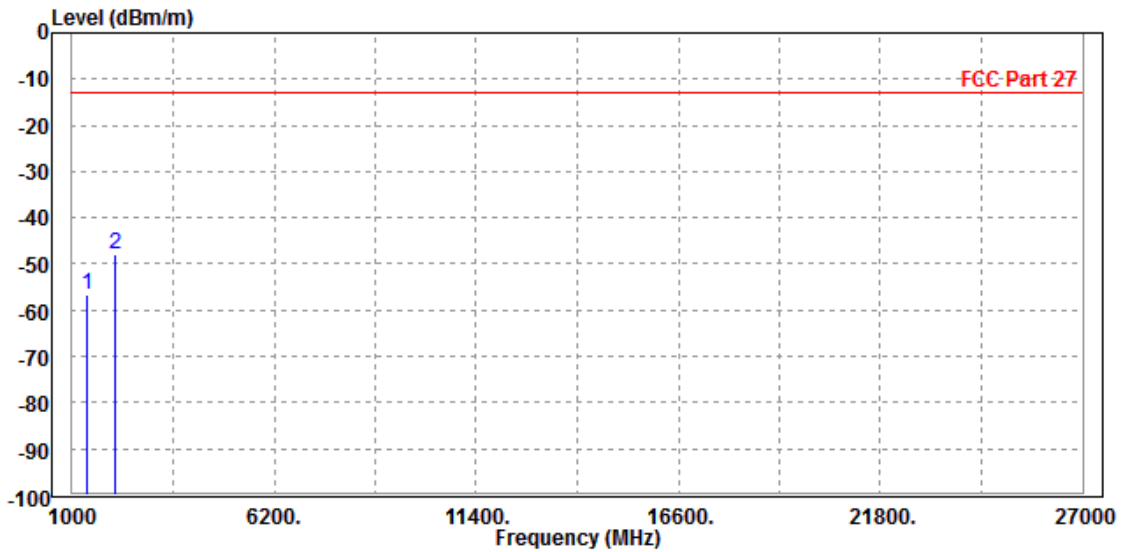


	Freq	Level	Read Level	Limit Line	Over Limit	Factor	Remark	Pol/Phase
	MHz	dBm/m	dBm	dBm/m	dB	dB/m		
1	1390.000	-54.79	-47.91	-13.00	-41.79	-6.88	Peak	Horizontal
2 PP	2100.000	-48.02	-46.07	-13.00	-35.02	-1.95	Peak	Horizontal



Test Report No.: RF180131W003-5

MODE	TX channel 23025	FREQUENCY RANGE	Above 1000MHz
ENVIRONMENTAL CONDITIONS	23deg. C, 70%RH	INPUT POWER	DC 5V from adapter
TESTED BY	Star Le		
ANTENNA POLARITY & TEST DISTANCE: VERTICAL AT 3 M			



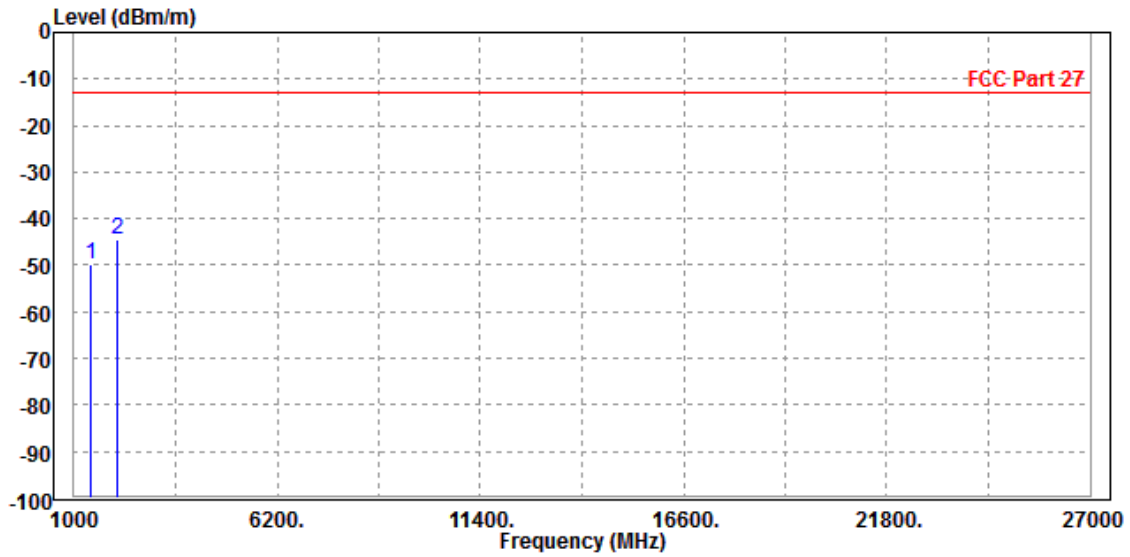
	Freq	Level	Read Level	Limit Line	Over Limit	Factor	Remark	Pol/Phase
	MHz	dBm/m	dBm	dBm/m	dB	dB/m		
1	1390.000	-56.53	-50.93	-13.00	-43.53	-5.60	Peak	Vertical
2	PP 2100.000	-47.89	-47.64	-13.00	-34.89	-0.25	Peak	Vertical



Test Report No.: RF180131W003-5

CH 23095

MODE	TX channel 23095	FREQUENCY RANGE	Above 1000MHz
ENVIRONMENTAL CONDITIONS	23deg. C, 70%RH	INPUT POWER	DC 5V from adapter
TESTED BY	Star Le		
ANTENNA POLARITY & TEST DISTANCE: HORIZONTAL AT 3 M			

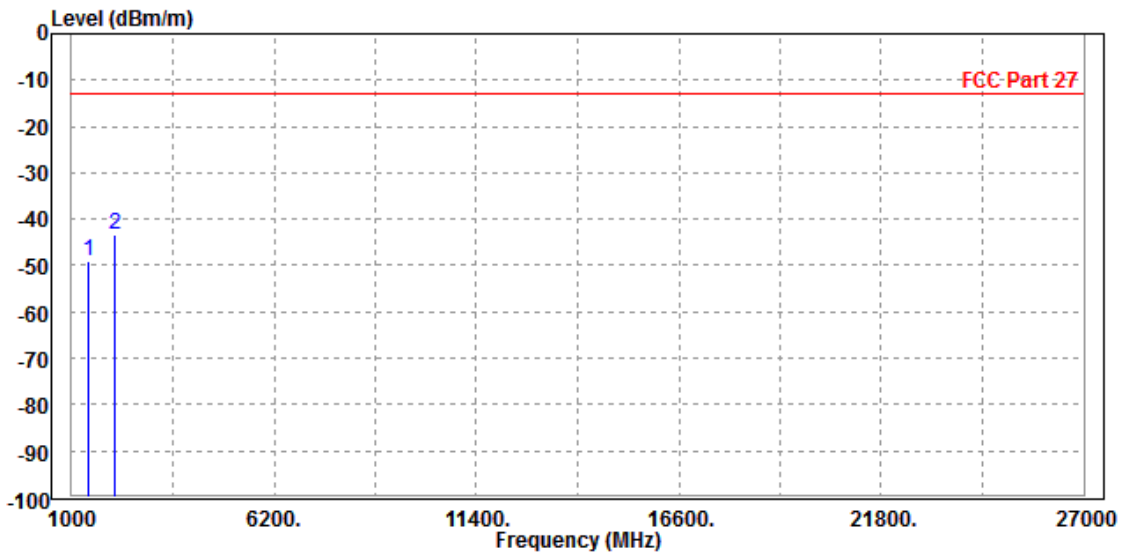


	Freq	Level	Read Level	Limit Line	Over Limit	Factor	Remark	Pol/Phase
	MHz	dBm/m	dBm	dBm/m	dB	dB/m		
1	1416.000	-49.70	-42.98	-13.00	-36.70	-6.72	Peak	Horizontal
2 PP	2122.000	-44.35	-42.41	-13.00	-31.35	-1.94	Peak	Horizontal



Test Report No.: RF180131W003-5

MODE	TX channel 23095	FREQUENCY RANGE	Above 1000MHz
ENVIRONMENTAL CONDITIONS	23deg. C, 70%RH	INPUT POWER	DC 5V from adapter
TESTED BY	Star Le		
ANTENNA POLARITY & TEST DISTANCE: VERTICAL AT 3 M			



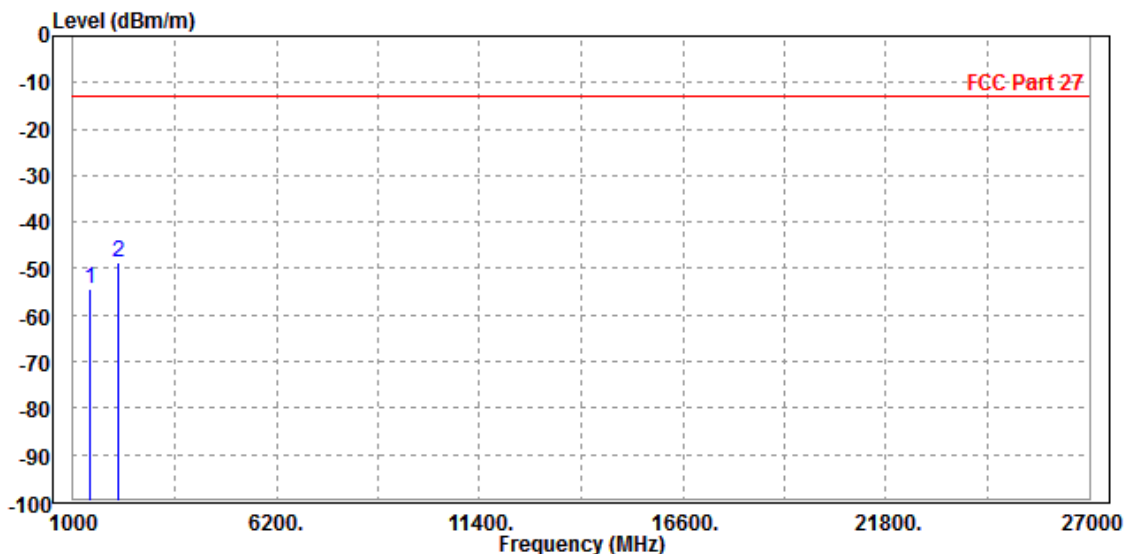
	Freq	Level	Read Level	Limit Line	Over Limit	Factor	Remark	Pol/Phase
	MHz	dBm/m	dBm	dBm/m	dB	dB/m		
1	1416.000	-48.86	-43.42	-13.00	-35.86	-5.44	Peak	Vertical
2 PP	2122.000	-43.41	-43.17	-13.00	-30.41	-0.24	Peak	Vertical



Test Report No.: RF180131W003-5

CH 23165

MODE	TX channel 23165	FREQUENCY RANGE	Above 1000MHz
ENVIRONMENTAL CONDITIONS	23deg. C, 70%RH	INPUT POWER	DC 5V from adapter
TESTED BY	Star Le		
ANTENNA POLARITY & TEST DISTANCE: HORIZONTAL AT 3 M			

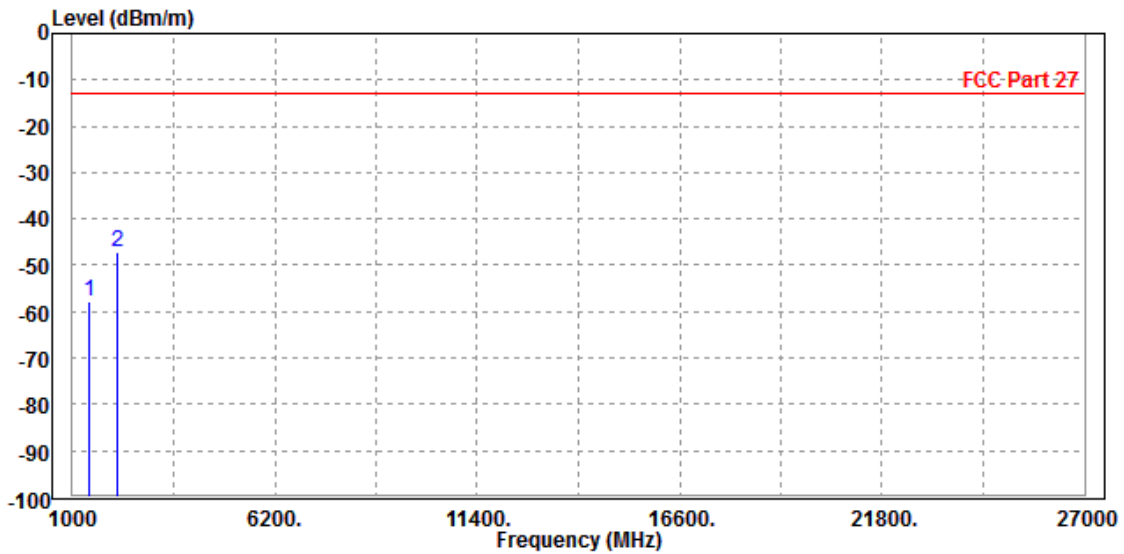


	Freq	Level	Read Level	Limit Line	Over Limit	Factor	Remark	Pol/Phase
	MHz	dBm/m	dBm	dBm/m	dB	dB/m		
1	1416.000	-54.38	-47.66	-13.00	-41.38	-6.72	Peak	Horizontal
2 PP	2133.000	-48.71	-46.78	-13.00	-35.71	-1.93	Peak	Horizontal



Test Report No.: RF180131W003-5

MODE	TX channel 23165	FREQUENCY RANGE	Above 1000MHz
ENVIRONMENTAL CONDITIONS	23deg. C, 70%RH	INPUT POWER	DC 5V from adapter
TESTED BY	Star Le		
ANTENNA POLARITY & TEST DISTANCE: VERTICAL AT 3 M			



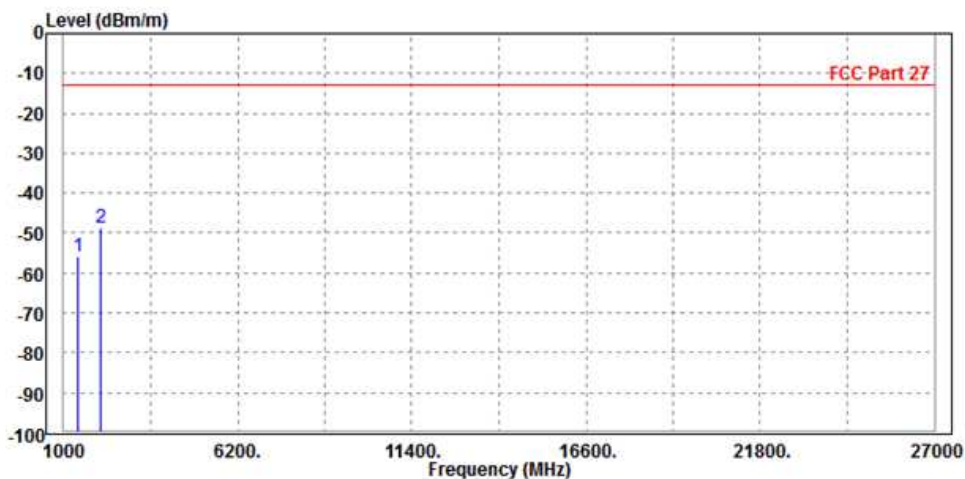
	Freq	Level	Read Level	Limit Line	Over Limit	Factor	Remark	Pol/Phase
	MHz	dBm/m	dBm	dBm/m	dB	dB/m		
1	1416.000	-57.63	-52.19	-13.00	-44.63	-5.44	Peak	Vertical
2	2133.000	-47.14	-46.90	-13.00	-34.14	-0.24	Peak	Vertical



Test Report No.: RF180131W003-5

CHANNEL BANDWIDTH: 5MHz / QPSK

MODE	TX channel 23095	FREQUENCY RANGE	Above 1000MHz
ENVIRONMENTAL CONDITIONS	23deg. C, 70%RH	INPUT POWER	DC 5V from adapter
TESTED BY	Star Le		
ANTENNA POLARITY & TEST DISTANCE: HORIZONTAL AT 3 M			

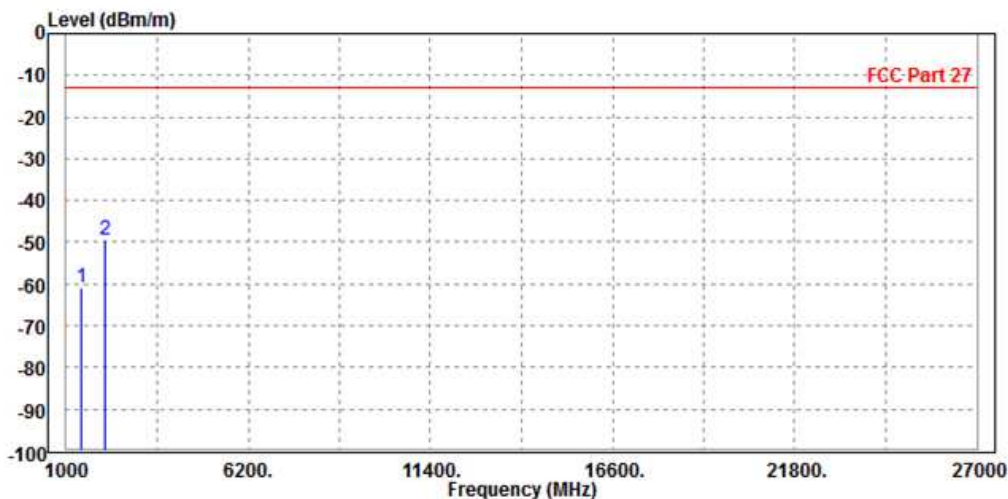


	Freq	Level	Read Level	Limit Line	Over Limit	Factor	Remark	Pol/Phase
	MHz	dBm/m	dBm	dBm/m	dB	dB/m		
1	1416.000	-56.00	-49.28	-13.00	-43.00	-6.72	Peak	Horizontal
2 PP	2122.500	-48.50	-46.57	-13.00	-35.50	-1.93	Peak	Horizontal



Test Report No.: RF180131W003-5

MODE	TX channel 23095	FREQUENCY RANGE	Above 1000MHz
ENVIRONMENTAL CONDITIONS	23deg. C, 70%RH	INPUT POWER	DC 5V from adapter
TESTED BY	Star Le		
ANTENNA POLARITY & TEST DISTANCE: VERTICAL AT 3 M			



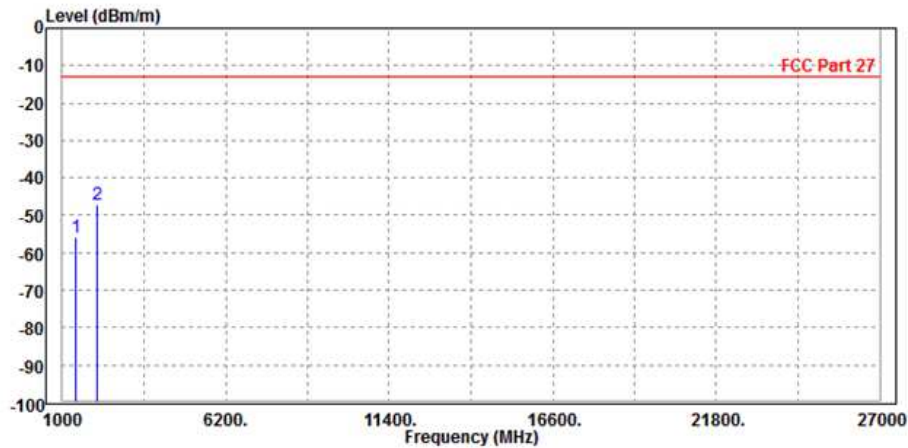
	Freq	Level	Read Level	Limit Line	Over Limit	Factor	Remark	Pol/Phase
	MHz	dBm/m	dBm	dBm/m	dB	dB/m		
1	1416.000	-60.74	-55.30	-13.00	-47.74	-5.44	Peak	Vertical
2 PP	2122.500	-49.60	-49.36	-13.00	-36.60	-0.24	Peak	Vertical



Test Report No.: RF180131W003-5

CHANNEL BANDWIDTH: 10MHz / QPSK

MODE	TX channel 23095	FREQUENCY RANGE	Above 1000MHz
ENVIRONMENTAL CONDITIONS	23deg. C, 70%RH	INPUT POWER	DC 5V from adapter
TESTED BY	Star Le		
ANTENNA POLARITY & TEST DISTANCE: HORIZONTAL AT 3 M			

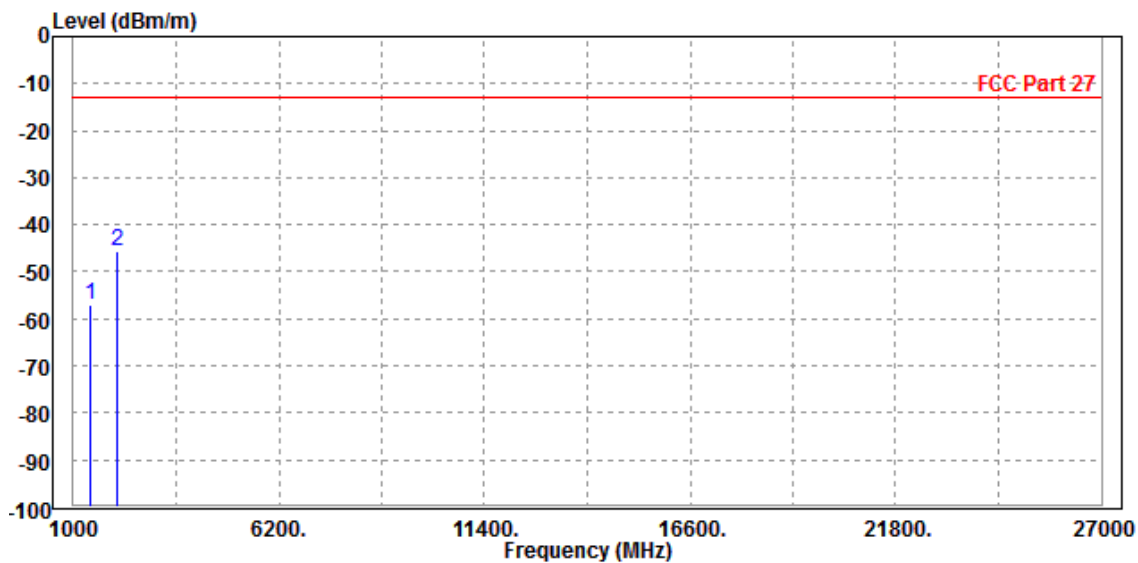


	Freq	Level	Read Level	Limit Line	Over Limit	Factor	Remark	Pol/Phase
	MHz	dBm/m	dBm	dBm/m	dB	dB/m		
1	1416.000	-55.87	-49.15	-13.00	-42.87	-6.72	Peak	Horizontal
2 PP	2122.500	-47.34	-45.41	-13.00	-34.34	-1.93	Peak	Horizontal



Test Report No.: RF180131W003-5

MODE	TX channel 23095	FREQUENCY RANGE	Above 1000MHz
ENVIRONMENTAL CONDITIONS	23deg. C, 70%RH	INPUT POWER	DC 5V from adapter
TESTED BY	Star Le		
ANTENNA POLARITY & TEST DISTANCE: VERTICAL AT 3 M			



	Freq	Level	Read Level	Limit Line	Over Limit	Factor	Remark	Pol/Phase
	MHz	dBm/m	dBm	dBm/m	dB	dB/m		
1	1416.000	-56.88	-51.44	-13.00	-43.88	-5.44	Peak	Vertical
2 PP	2122.500	-45.56	-45.32	-13.00	-32.56	-0.24	Peak	Vertical



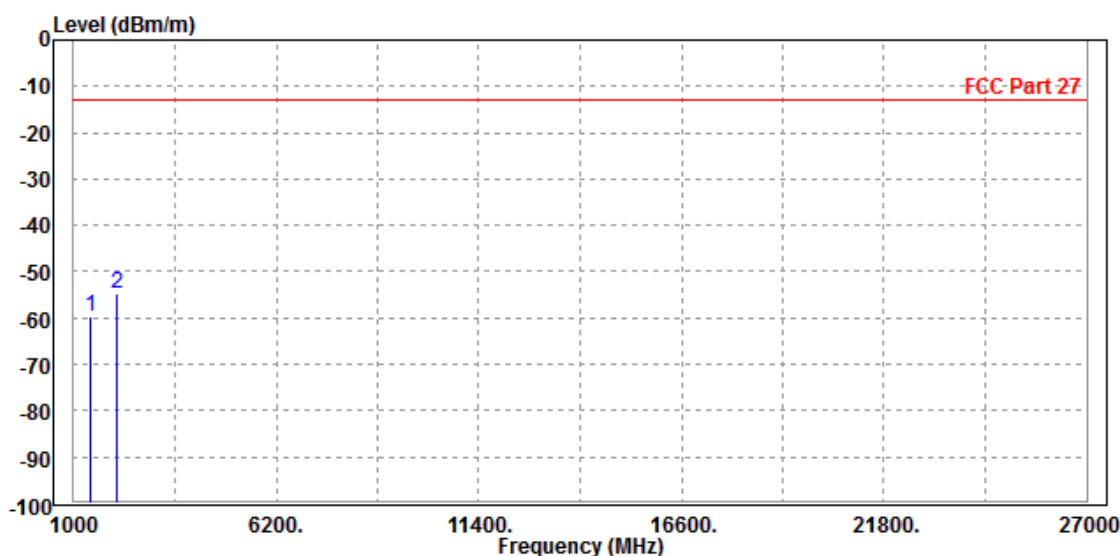
Test Report No.: RF180131W003-5

LTE Band 17

CHANNEL BANDWIDTH: 5MHz / QPSK

CH 23755

MODE	TX channel 23755	FREQUENCY RANGE	Above 1000MHz
ENVIRONMENTAL CONDITIONS	23deg. C, 70%RH	INPUT POWER	DC 5/9V from adapter
TESTED BY	Star Le		
ANTENNA POLARITY & TEST DISTANCE: HORIZONTAL AT 3 M			

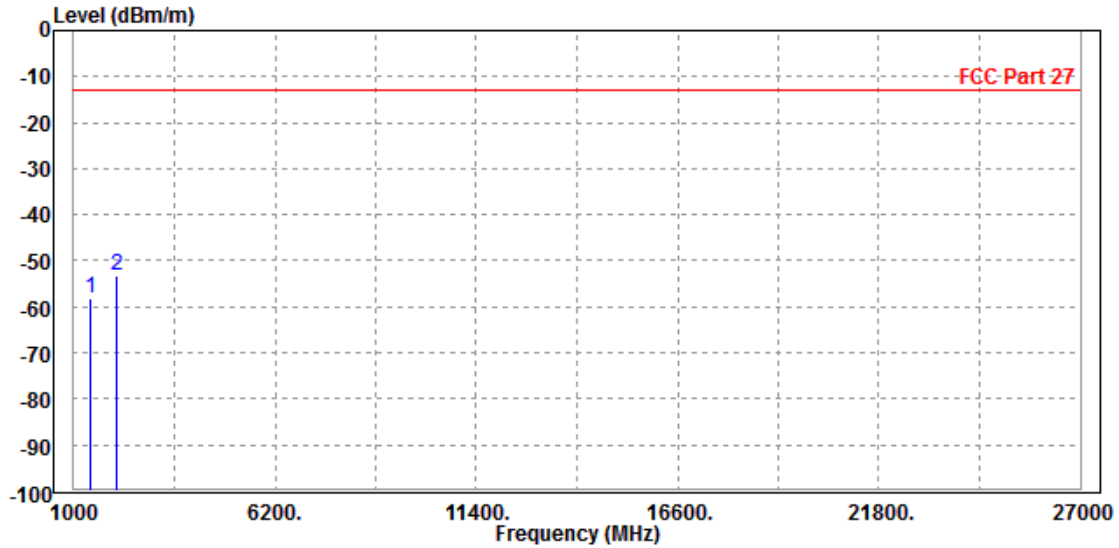


	Freq	Level	Read Level	Limit Line	Over Limit	Factor	Remark	Pol/Phase
	MHz	dBm/m	dBm	dBm/m	dB	dB/m		
1	1416.000	-59.53	-52.81	-13.00	-46.53	-6.72	Peak	Horizontal
2 PP	2118.000	-54.89	-52.95	-13.00	-41.89	-1.94	Peak	Horizontal



Test Report No.: RF180131W003-5

MODE	TX channel 23755	FREQUENCY RANGE	Above 1000MHz
ENVIRONMENTAL CONDITIONS	23deg. C, 70%RH	INPUT POWER	DC 5/9V from adapter
TESTED BY	Star Le		
ANTENNA POLARITY & TEST DISTANCE: VERTICAL AT 3 M			



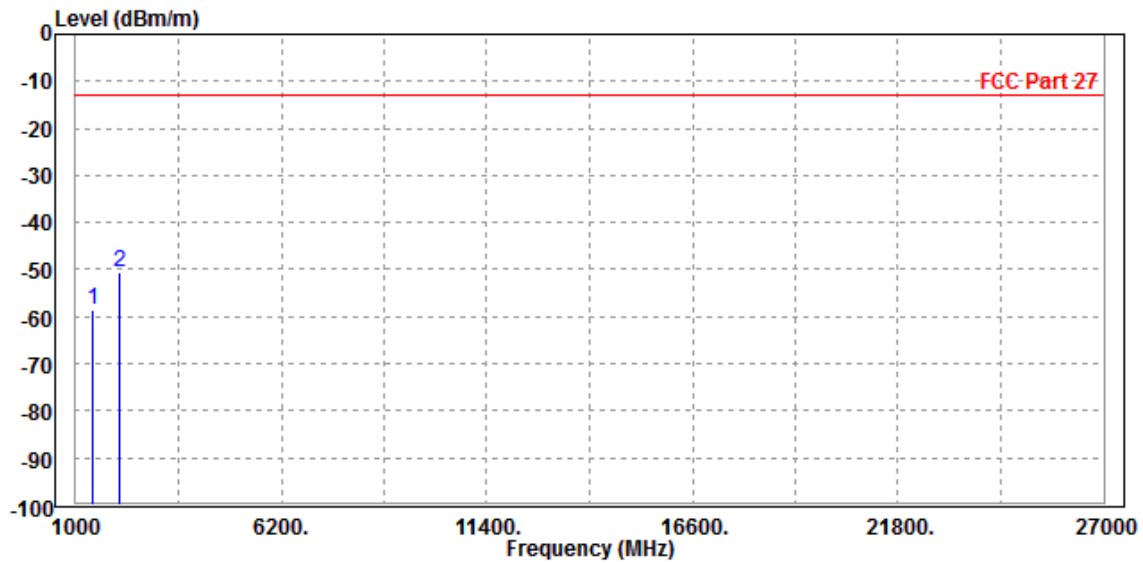
	Freq	Level	Read Level	Limit Line	Over Limit	Factor	Remark	Pol/Phase
	MHz	dBm/m	dBm	dBm/m	dB	dB/m		
1	1416.000	-58.17	-52.73	-13.00	-45.17	-5.44	Peak	Vertical
2 PP	2118.000	-53.17	-52.93	-13.00	-40.17	-0.24	Peak	Vertical



Test Report No.: RF180131W003-5

CH 23790

MODE	TX channel 23790	FREQUENCY RANGE	Above 1000MHz
ENVIRONMENTAL CONDITIONS	23deg. C, 70%RH	INPUT POWER	DC 5/9V from adapter
TESTED BY	Star Le		
ANTENNA POLARITY & TEST DISTANCE: HORIZONTAL AT 3 M			

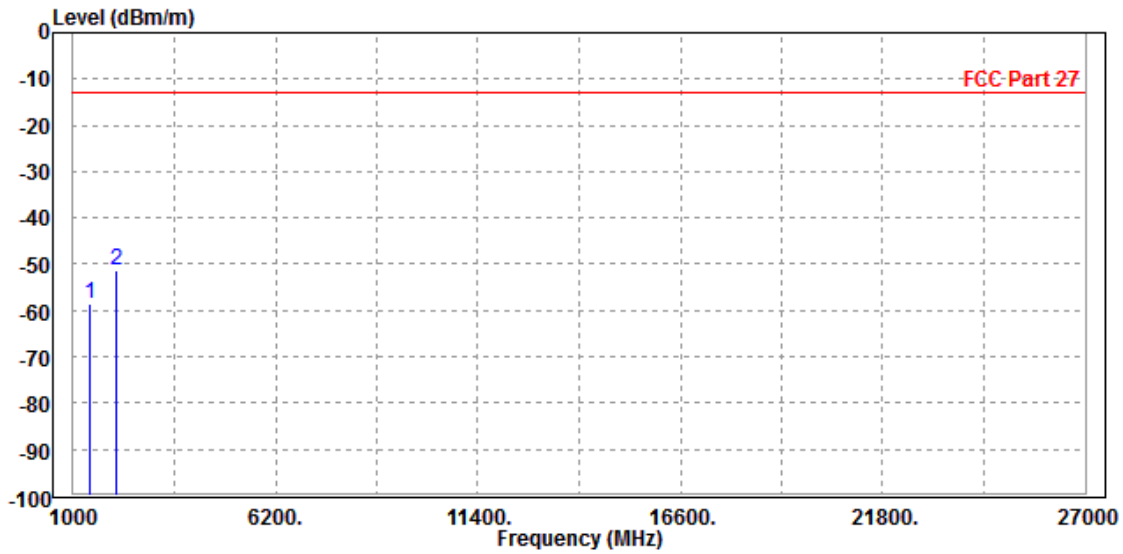


	Freq	Level	Read Level	Limit Line	Over Limit	Factor	Remark	Pol/Phase
	MHz	dBm/m	dBm	dBm/m	dB	dB/m		
1	1416.000	-58.65	-51.93	-13.00	-45.65	-6.72	Peak	Horizontal
2 PP	2118.000	-50.46	-48.52	-13.00	-37.46	-1.94	Peak	Horizontal



Test Report No.: RF180131W003-5

MODE	TX channel 23790	FREQUENCY RANGE	Above 1000MHz
ENVIRONMENTAL CONDITIONS	23deg. C, 70%RH	INPUT POWER	DC 5/9V from adapter
TESTED BY	Star Le		
ANTENNA POLARITY & TEST DISTANCE: VERTICAL AT 3 M			



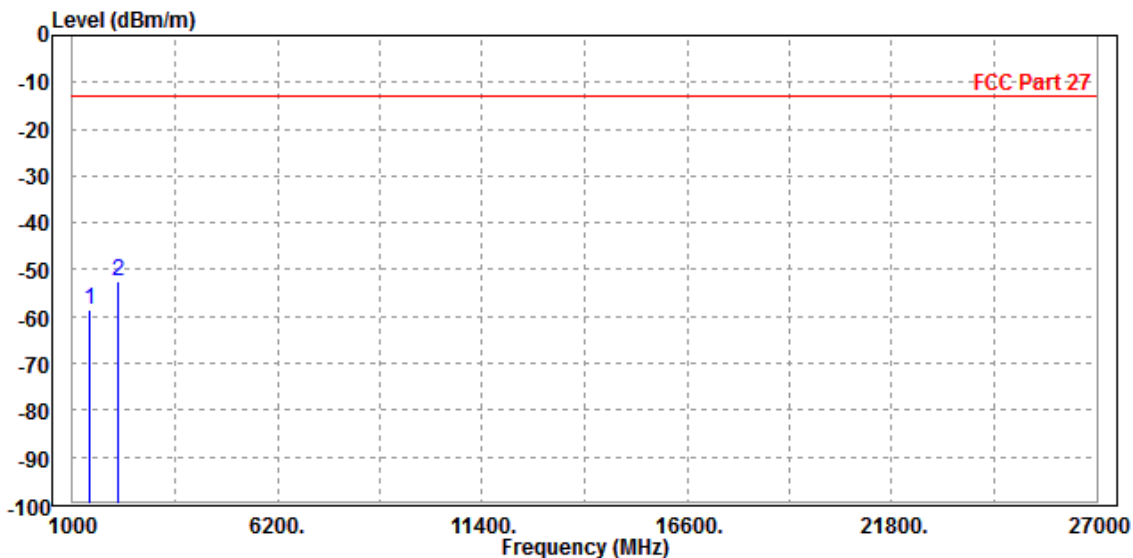
	Freq	Level	Read Level	Limit Line	Over Limit	Factor	Remark	Pol/Phase
	MHz	dBm/m	dBm	dBm/m	dB	dB/m		
1	1416.000	-58.40	-52.96	-13.00	-45.40	-5.44	Peak	Vertical
2 PP	2118.000	-51.28	-51.04	-13.00	-38.28	-0.24	Peak	Vertical



Test Report No.: RF180131W003-5

CH 23825

MODE	TX channel 23825	FREQUENCY RANGE	Above 1000MHz
ENVIRONMENTAL CONDITIONS	23deg. C, 70%RH	INPUT POWER	DC 5/9V from adapter
TESTED BY	Star Le		
ANTENNA POLARITY & TEST DISTANCE: HORIZONTAL AT 3 M			

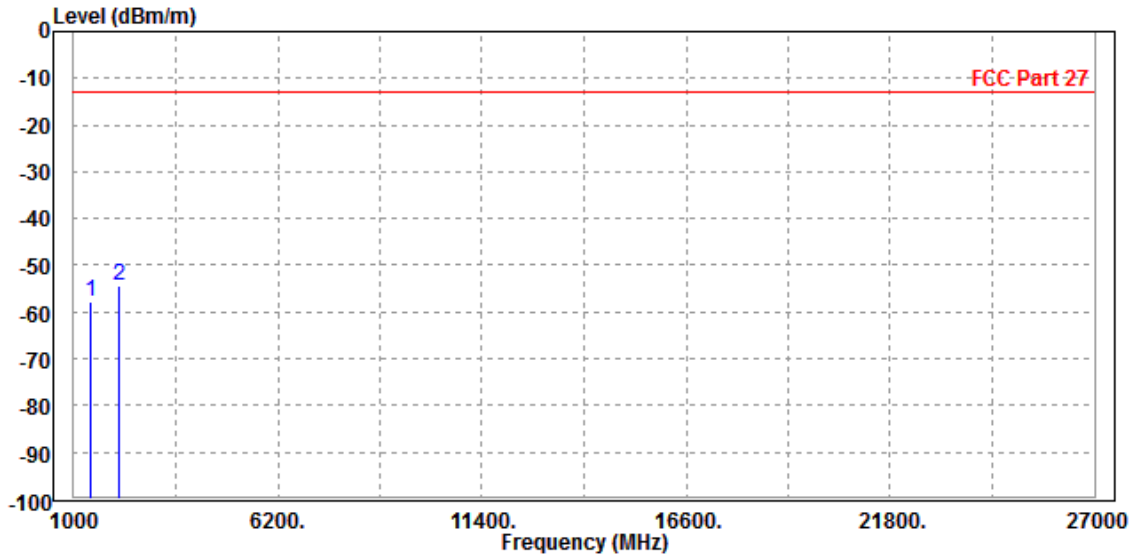


	Freq	Level	Read Level	Limit Line	Over Limit	Factor	Remark	Pol/Phase
	MHz	dBm/m	dBm	dBm/m	dB	dB/m		
1	1416.000	-58.66	-51.94	-13.00	-45.66	-6.72	Peak	Horizontal
2 PP	2144.000	-52.29	-50.37	-13.00	-39.29	-1.92	Peak	Horizontal



Test Report No.: RF180131W003-5

MODE	TX channel 23825	FREQUENCY RANGE	Above 1000MHz
ENVIRONMENTAL CONDITIONS	23deg. C, 70%RH	INPUT POWER	DC 5/9V from adapter
TESTED BY	Star Le		
ANTENNA POLARITY & TEST DISTANCE: VERTICAL AT 3 M			



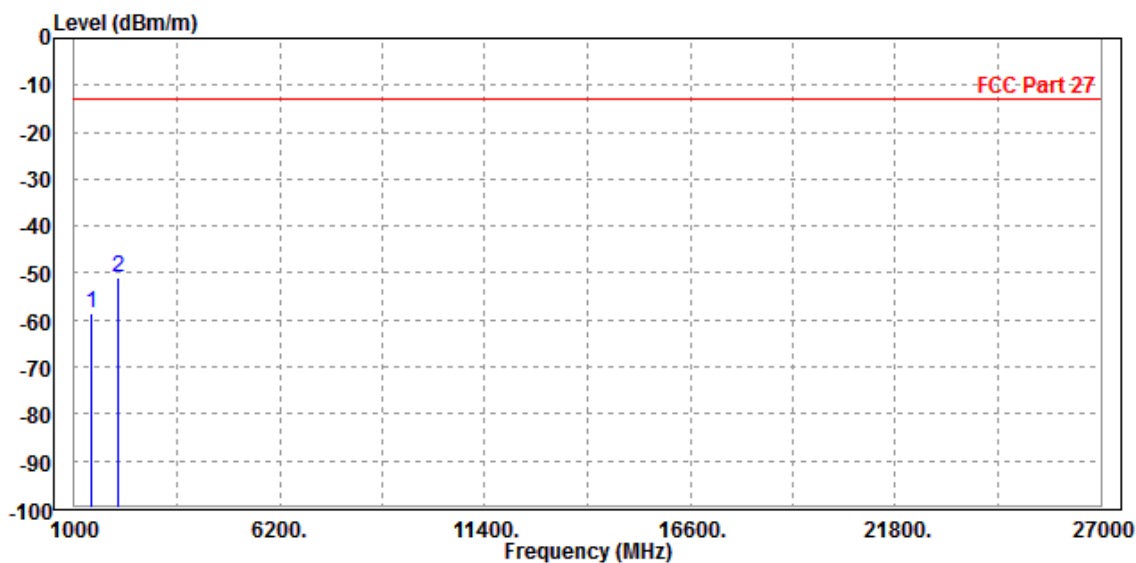
	Freq	Level	Read Level	Limit Line	Over Limit	Factor	Remark	Pol/Phase
	MHz	dBm/m	dBm	dBm/m	dB	dB/m		
1	1416.000	-57.66	-52.22	-13.00	-44.66	-5.44	Peak	Vertical
2	2144.000	-54.49	-54.25	-13.00	-41.49	-0.24	Peak	Vertical



Test Report No.: RF180131W003-5

CHANNEL BANDWIDTH: 10MHz / QPSK

MODE	TX channel 23790	FREQUENCY RANGE	Above 1000MHz
ENVIRONMENTAL CONDITIONS	23deg. C, 70%RH	INPUT POWER	DC 5/9V from adapter
TESTED BY	Star Le		
ANTENNA POLARITY & TEST DISTANCE: HORIZONTAL AT 3 M			

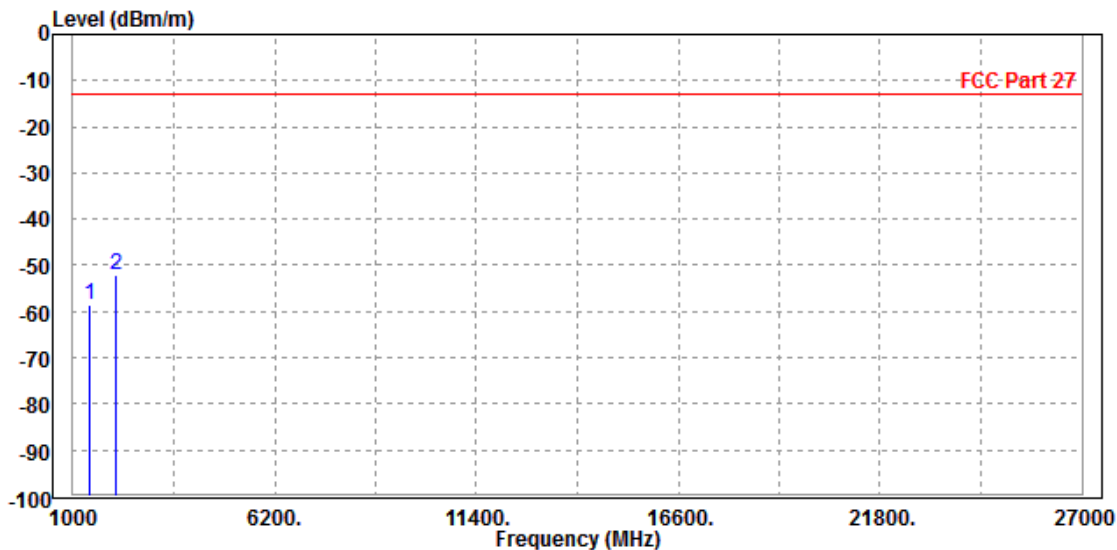


	Freq	Level	Read Level	Limit Line	Over Limit	Factor	Remark	Pol/Phase
	MHz	dBm/m	dBm	dBm/m	dB	dB/m		
1	1416.000	-58.63	-51.91	-13.00	-45.63	-6.72	Peak	Horizontal
2 PP	2118.000	-50.98	-49.04	-13.00	-37.98	-1.94	Peak	Horizontal



Test Report No.: RF180131W003-5

MODE	TX channel 23790	FREQUENCY RANGE	Above 1000MHz
ENVIRONMENTAL CONDITIONS	23deg. C, 70%RH	INPUT POWER	DC 5/9V from adapter
TESTED BY	Star Le		
ANTENNA POLARITY & TEST DISTANCE: VERTICAL AT 3 M			



	Freq	Level	Read Level	Limit Line	Over Limit	Factor	Remark	Pol/Phase
	MHz	dBm/m	dBm	dBm/m	dB	dB/m		
1	1416.000	-58.74	-53.30	-13.00	-45.74	-5.44	Peak	Vertical
2 PP	2118.000	-52.26	-52.02	-13.00	-39.26	-0.24	Peak	Vertical



Test Report No.: RF180131W003-5

4 INFORMATION ON THE TESTING LABORATORIES

We, BV 7LAYERS COMMUNICATIONS TECHNOLOGY (SHENZHEN) CO. LTD., were founded in 2015 to provide our best service in EMC, Radio, Telecom and Safety consultation. Our laboratories are accredited and approved according to ISO/IEC 17025.

If you have any comments, please feel free to contact us at the following:

Shenzhen EMC/RF Lab:

Tel: +86-755-88696566

Fax: +86-755-88696577

Email: customerservice.dg@cn.bureauveritas.com

Web Site: www.adt.com.tw

The address and road map of all our labs can be found in our web site also.



Test Report No.: RF180131W003-5

5 APPENDIX A – MODIFICATIONS RECORDERS FOR ENGINEERING CHANGES TO THE EUT BY THE LAB

No modifications were made to the EUT by the lab during the test.

---END---