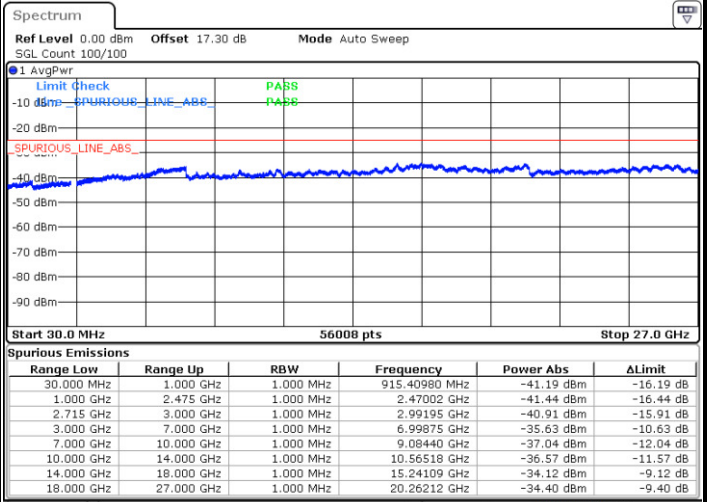
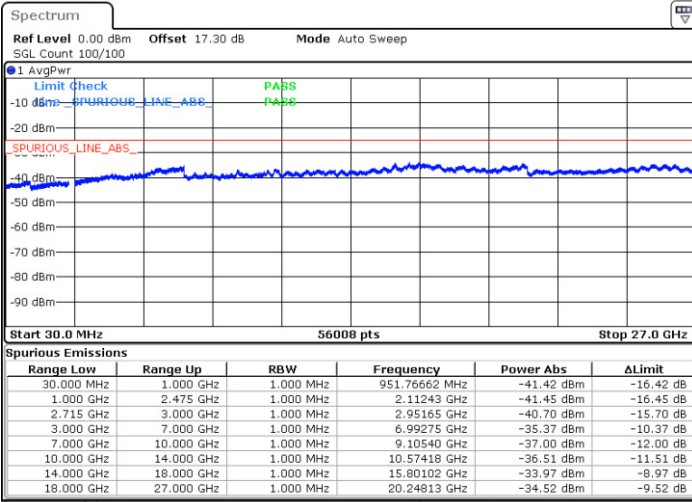




LTE Band 41 / 15MHz

Highest Channel / QPSK

Highest Channel / 16QAM



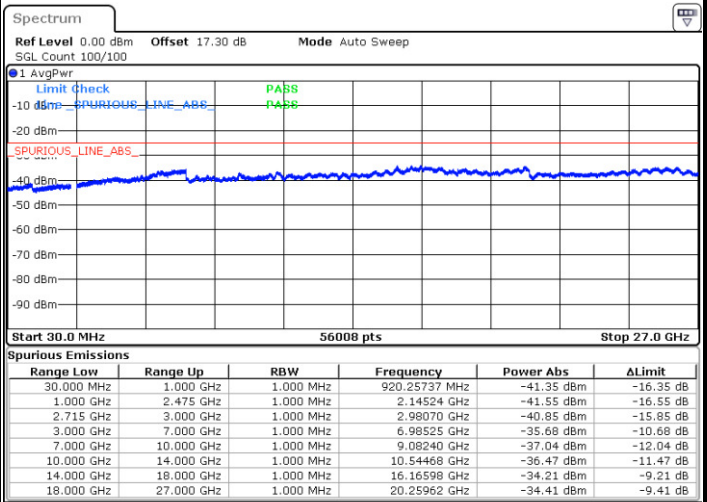
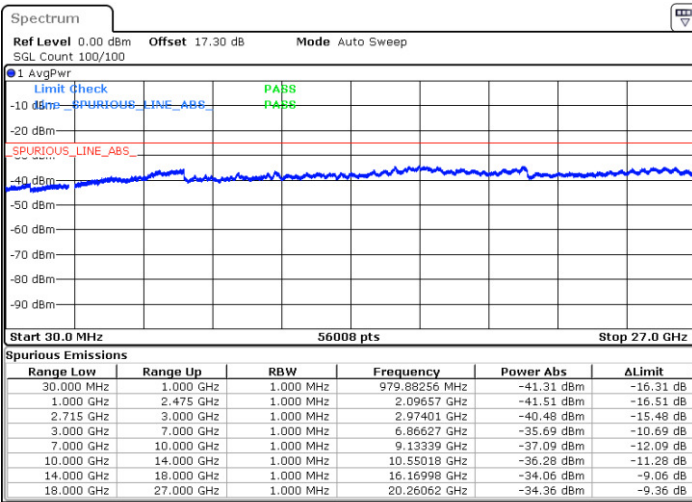
Date: 26 FEB 2018 20:13:03

Date: 26 FEB 2018 20:13:57

LTE Band 41 / 20MHz

Lowest Channel / QPSK

Lowest Channel / 16QAM



Date: 26 FEB 2018 20:14:50

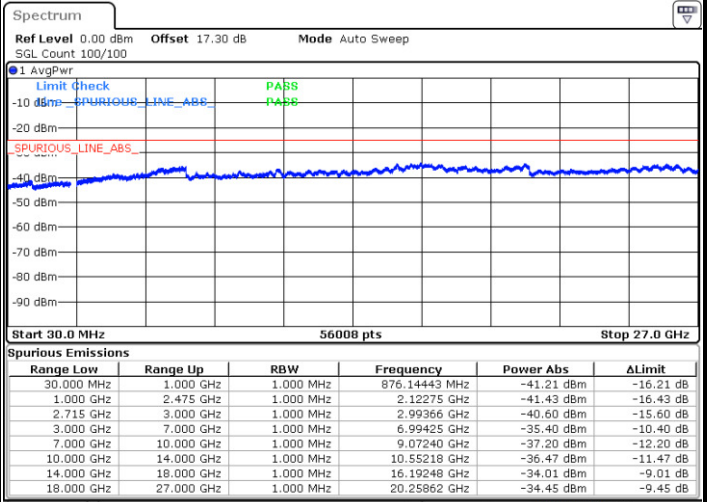
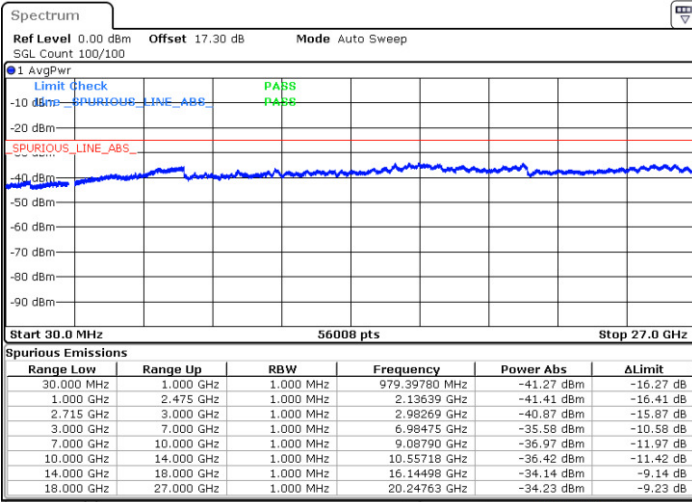
Date: 26 FEB 2018 20:15:44



LTE Band 41 / 20MHz

Middle Channel / QPSK

Middle Channel / 16QAM

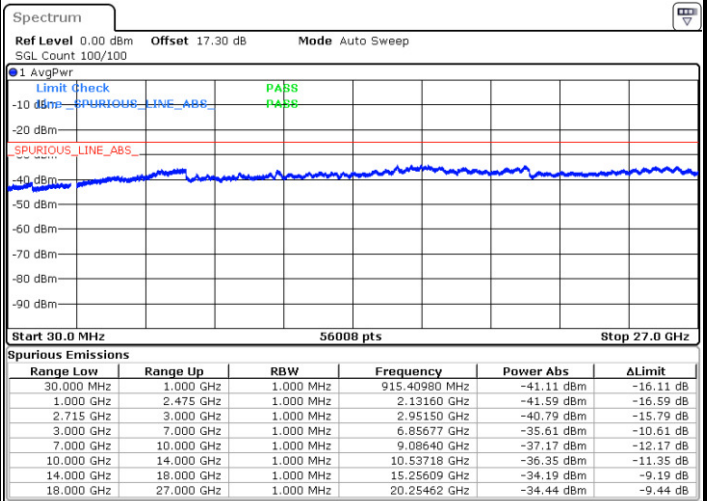
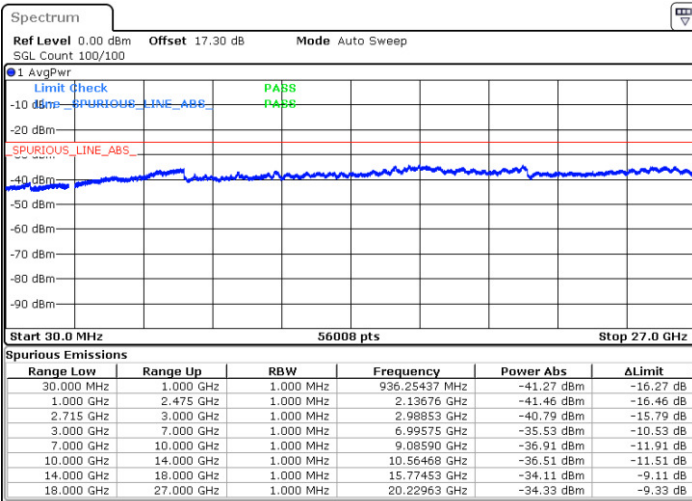


Date: 26 FEB 2018 20:16:38

Date: 26 FEB 2018 20:17:31

Highest Channel / QPSK

Highest Channel / 16QAM



Date: 26 FEB 2018 20:18:25

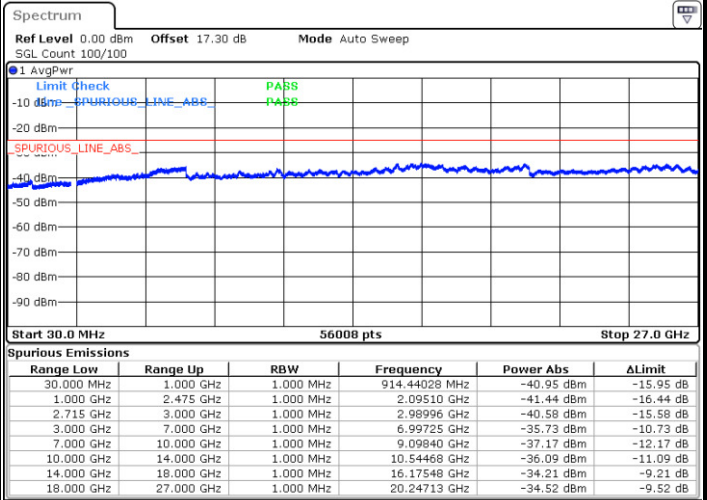
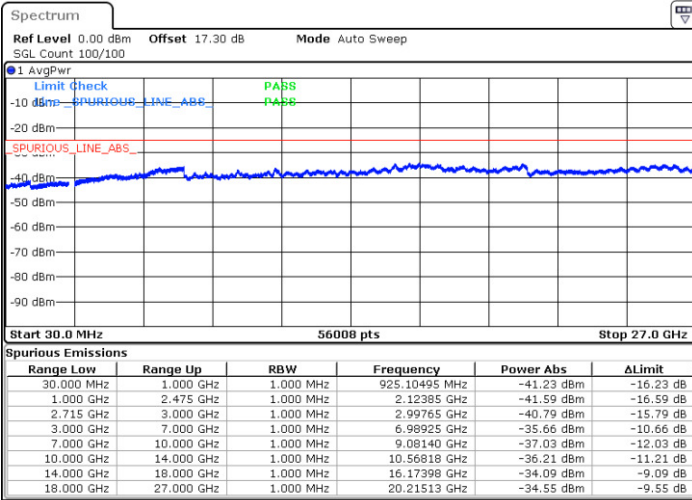
Date: 26 FEB 2018 20:19:18



LTE Band 41 / 5MHz

Lowest Channel / 64QAM

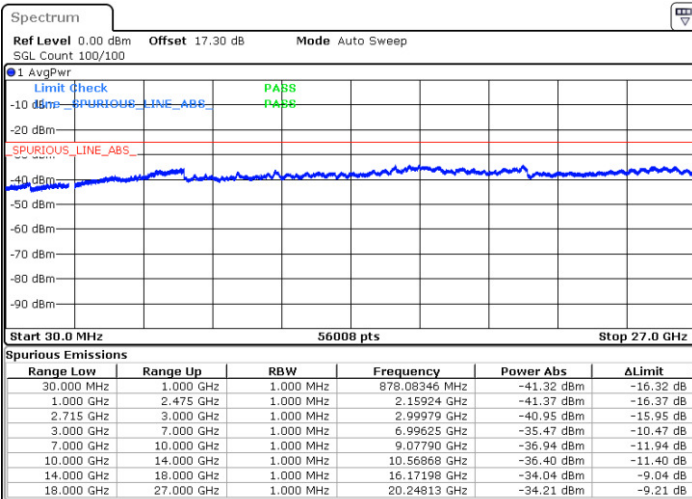
Middle Channel / 64QAM



Date: 26 FEB 2018 21:38:47

Date: 26 FEB 2018 21:39:41

Highest Channel / 64QAM



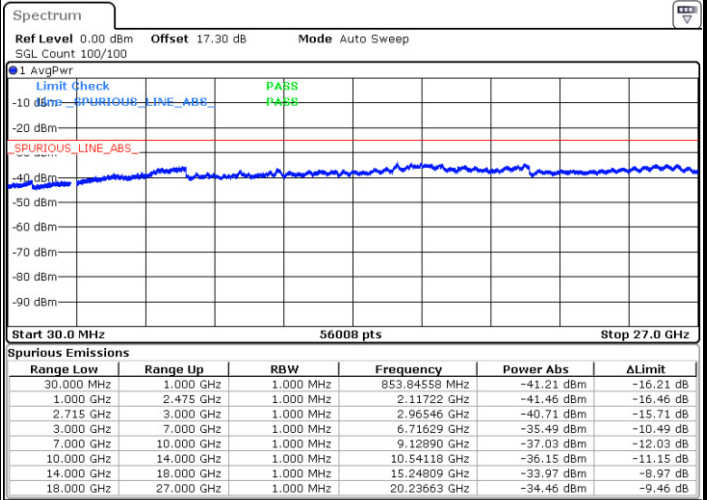
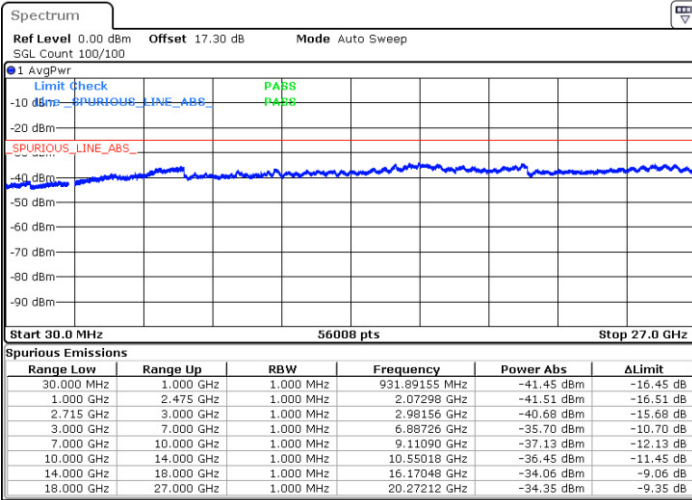
Date: 26 FEB 2018 21:40:35



LTE Band 41 / 10MHz

Lowest Channel / 64QAM

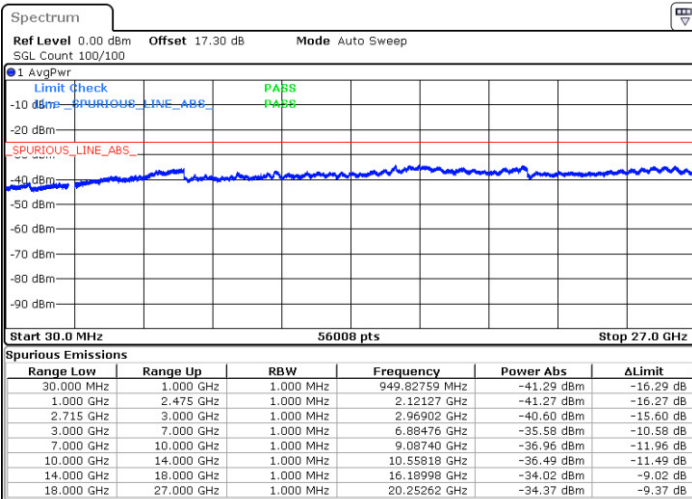
Middle Channel / 64QAM



Date: 26 FEB 2018 21:41:28

Date: 26 FEB 2018 21:42:22

Highest Channel / 64QAM



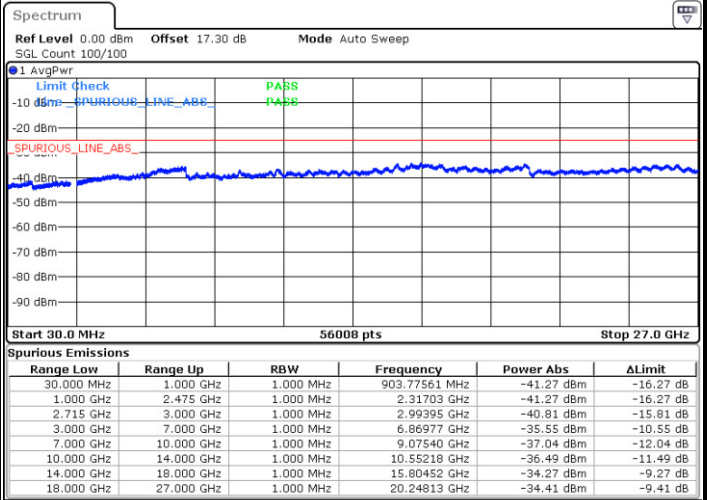
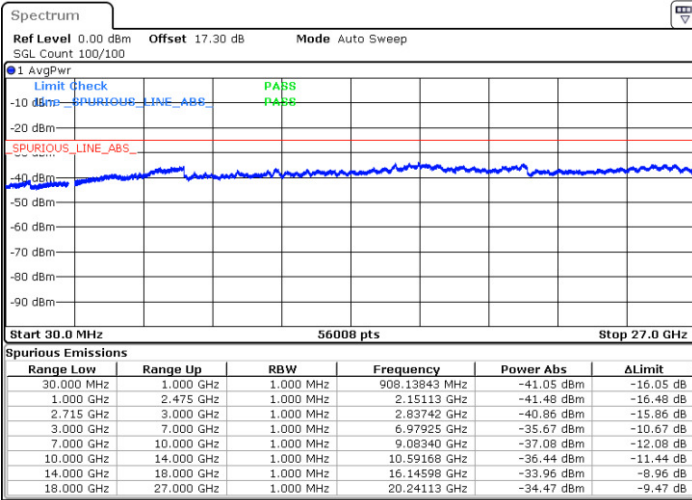
Date: 26 FEB 2018 21:43:16



LTE Band 41 / 15MHz

Lowest Channel / 64QAM

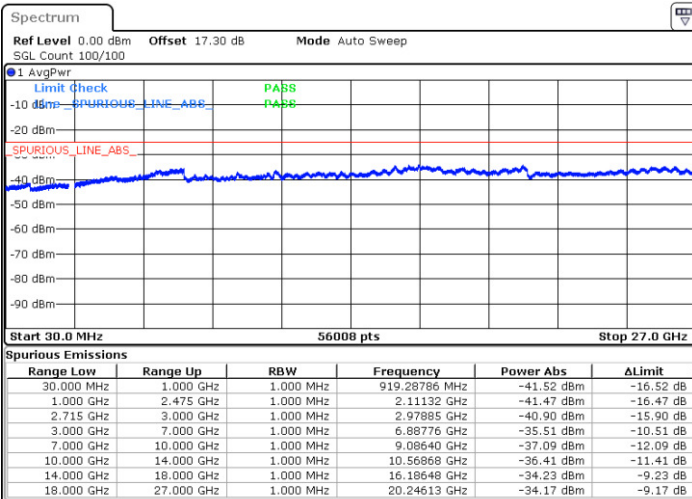
Middle Channel / 64QAM



Date: 26 FEB 2018 21:44:09

Date: 26 FEB 2018 21:45:03

Highest Channel / 64QAM



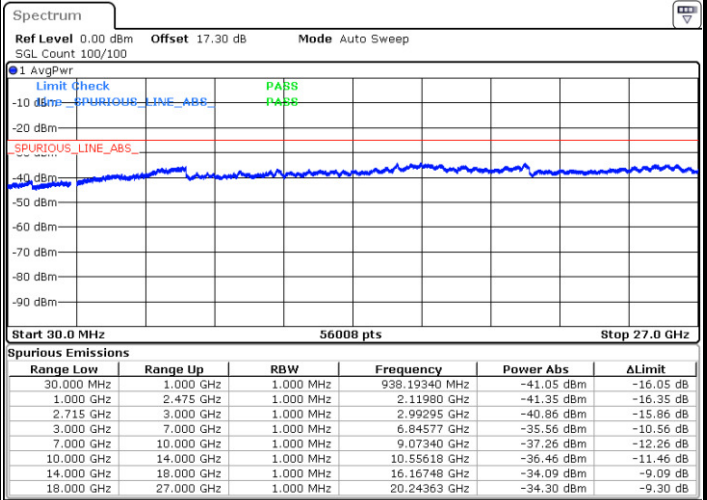
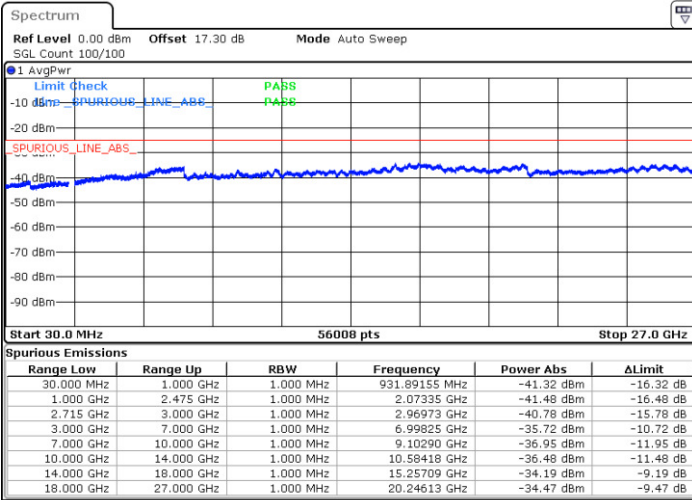
Date: 26 FEB 2018 21:45:57



LTE Band 41 / 20MHz

Lowest Channel / 64QAM

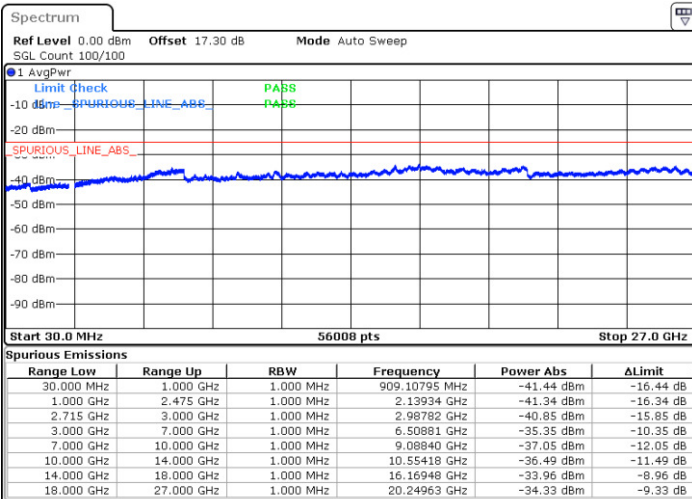
Middle Channel / 64QAM



Date: 26 FEB 2018 21:46:50

Date: 26 FEB 2018 21:47:44

Highest Channel / 64QAM



Date: 26 FEB 2018 21:48:37



Frequency Stability

Test Conditions		LTE Band 41 (QPSK) / Middle Channel	Limit
Temperature (°C)	Voltage (Volt)	BW 10MHz	Note 2.
		Deviation (ppm)	Result
50	Normal Voltage	0.0007	PASS
40	Normal Voltage	0.0017	
30	Normal Voltage	0.0007	
20(Ref.)	Normal Voltage	0.0000	
10	Normal Voltage	0.0010	
0	Normal Voltage	0.0074	
-10	Normal Voltage	0.0034	
-20	Normal Voltage	0.0025	
-30	Normal Voltage	0.0001	
20	Maximum Voltage	0.0047	
20	Normal Voltage	0.0000	
20	Battery End Point	0.0064	

Note:

1. Normal Voltage =3.85 V. ; Battery End Point (BEP) =3.5 V. ; Maximum Voltage =4.2 V.
2. The frequency fundamental emissions stay within the authorized frequency block.



Appendix B. Test Results of ERP/EIRP and Radiated Test

ERP/EIRP

LTE Band 5 / 1.4MHz (Average) (GT - LC = -2.86 dB)							
Channel	Mode	RB		Conducted		ERP	
		Size	Offset	Power (dBm)	Power (Watts)	ERP(dBm)	ERP(W)
Lowest	QPSK	3	1	23.59	0.2286	18.58	0.0721
Middle		3	1	23.76	0.2377	18.75	0.0750
Highest		3	1	23.88	0.2443	18.87	0.0771
Lowest	16QAM	1	3	22.91	0.1954	17.90	0.0617
Middle		1	3	23.00	0.1995	17.99	0.0630
Highest		1	3	23.07	0.2028	18.06	0.0640
Lowest	64QAM	1	5	21.61	0.1449	16.60	0.0457
Middle		1	5	21.84	0.1528	16.83	0.0482
Highest		1	5	21.99	0.1581	16.98	0.0499
Limit	ERP < 7W			Result		PASS	

LTE Band 5 / 3MHz (Average) (GT - LC = -2.86 dB)							
Channel	Mode	RB		Conducted		ERP	
		Size	Offset	Power (dBm)	Power (Watts)	ERP(dBm)	ERP(W)
Lowest	QPSK	1	0	23.55	0.2265	18.54	0.0714
Middle		1	0	23.74	0.2366	18.73	0.0746
Highest		1	0	23.89	0.2449	18.88	0.0773
Lowest	16QAM	1	0	22.90	0.1950	17.89	0.0615
Middle		1	0	23.00	0.1995	17.99	0.0630
Highest		1	0	22.93	0.1963	17.92	0.0619
Lowest	64QAM	1	14	21.72	0.1486	16.71	0.0469
Middle		1	14	21.94	0.1563	16.93	0.0493
Highest		1	14	21.80	0.1514	16.79	0.0478
Limit	ERP < 7W			Result		PASS	

LTE Band 5 / 5MHz (Average) (GT - LC = -2.86 dB)							
Channel	Mode	RB		Conducted		ERP	
		Size	Offset	Power (dBm)	Power (Watts)	ERP(dBm)	ERP(W)
Lowest	QPSK	1	0	23.70	0.2344	18.69	0.0740
Middle		1	0	23.86	0.2432	18.85	0.0767
Highest		1	0	23.90	0.2455	18.89	0.0774
Lowest	16QAM	1	24	22.95	0.1972	17.94	0.0622
Middle		1	24	22.93	0.1963	17.92	0.0619
Highest		1	24	22.98	0.1986	17.97	0.0627
Lowest	64QAM	1	0	21.96	0.1570	16.95	0.0495
Middle		1	0	21.94	0.1563	16.93	0.0493
Highest		1	0	21.97	0.1574	16.96	0.0497
Limit	ERP < 7W			Result		PASS	



LTE Band 5 / 10MHz (Average) (GT - LC = -2.86 dB)							
Channel	Mode	RB		Conducted		ERP	
		Size	Offset	Power (dBm)	Power (Watts)	ERP(dBm)	ERP(W)
Lowest	QPSK	1	0	23.69	0.2339	18.68	0.0738
Middle		1	0	23.75	0.2371	18.74	0.0748
Highest		1	0	23.95	0.2483	18.94	0.0783
Lowest	16QAM	1	0	22.94	0.1968	17.93	0.0621
Middle		1	0	23.00	0.1995	17.99	0.0630
Highest		1	0	22.94	0.1968	17.93	0.0621
Lowest	64QAM	1	25	21.87	0.1538	16.86	0.0485
Middle		1	25	21.98	0.1578	16.97	0.0498
Highest		1	25	21.92	0.1556	16.91	0.0491
Limit	ERP < 7W			Result		PASS	



LTE Band 7 / 5MHz (Average) (GT - LC = 0.33 dB)							
Channel	Mode	RB		Conducted		EIRP	
		Size	Offset	Power (dBm)	Power (Watts)	EIRP(dBm)	EIRP(W)
Lowest	QPSK	1.00	12.00	22.84	0.1923	23.17	0.2075
Middle		1.00	12.00	22.65	0.1841	22.98	0.1986
Highest		1.00	12.00	22.59	0.1816	22.92	0.1959
Lowest	16QAM	1.00	24.00	21.97	0.1574	22.30	0.1698
Middle		1.00	24.00	21.87	0.1538	22.20	0.1660
Highest		1.00	24.00	21.83	0.1524	22.16	0.1644
Lowest	64QAM	1.00	12.00	20.97	0.1250	21.30	0.1349
Middle		1.00	12.00	20.77	0.1194	21.10	0.1288
Highest		1.00	12.00	20.76	0.1191	21.09	0.1285
Limit	EIRP < 2W			Result		PASS	

LTE Band 7 / 10MHz (Average) (GT - LC = 0.33 dB)							
Channel	Mode	RB		Conducted		EIRP	
		Size	Offset	Power (dBm)	Power (Watts)	EIRP(dBm)	EIRP(W)
Lowest	QPSK	1.00	49	22.80	0.1905	23.13	0.2056
Middle		1.00	49	22.61	0.1824	22.94	0.1968
Highest		1.00	49	22.71	0.1866	23.04	0.2014
Lowest	16QAM	1.00	0.00	21.97	0.1574	22.30	0.1698
Middle		1.00	0.00	21.82	0.1521	22.15	0.1641
Highest		1.00	0.00	21.88	0.1542	22.21	0.1663
Lowest	64QAM	1.00	0.00	20.94	0.1242	21.27	0.1340
Middle		1.00	0.00	20.81	0.1205	21.14	0.1300
Highest		1.00	0.00	20.80	0.1202	21.13	0.1297
Limit	EIRP < 2W			Result		PASS	

LTE Band 7 / 15MHz (Average) (GT - LC = 0.33 dB)							
Channel	Mode	RB		Conducted		EIRP	
		Size	Offset	Power (dBm)	Power (Watts)	EIRP(dBm)	EIRP(W)
Lowest	QPSK	1.00	74.00	22.69	0.1858	23.02	0.2004
Middle		1.00	74.00	22.67	0.1849	23.00	0.1995
Highest		1.00	74.00	22.65	0.1841	22.98	0.1986
Lowest	16QAM	1.00	37.00	22.00	0.1585	22.33	0.1710
Middle		1.00	37.00	21.84	0.1528	22.17	0.1648
Highest		1.00	37.00	21.81	0.1517	22.14	0.1637
Lowest	64QAM	1.00	0.00	20.95	0.1245	21.28	0.1343
Middle		1.00	0.00	20.80	0.1202	21.13	0.1297
Highest		1.00	0.00	20.81	0.1205	21.14	0.1300
Limit	EIRP < 2W			Result		PASS	



LTE Band 7 / 20MHz (Average) (GT - LC = 0.33 dB)							
Channel	Mode	RB		Conducted		EIRP	
		Size	Offset	Power (dBm)	Power (Watts)	EIRP(dBm)	EIRP(W)
Lowest	QPSK	1.00	0.00	22.88	0.1941	23.21	0.2094
Middle		1.00	0.00	22.67	0.1849	23.00	0.1995
Highest		1.00	0.00	22.74	0.1879	23.07	0.2028
Lowest	16QAM	1.00	49.00	21.98	0.1578	22.31	0.1702
Middle		1.00	49.00	21.82	0.1521	22.15	0.1641
Highest		1.00	49.00	21.92	0.1556	22.25	0.1679
Lowest	64QAM	1.00	49.00	20.93	0.1239	21.26	0.1337
Middle		1.00	49.00	20.80	0.1202	21.13	0.1297
Highest		1.00	49.00	20.88	0.1225	21.21	0.1321
Limit	EIRP < 2W			Result		PASS	



LTE Band 41 / 5MHz (Average) (GT - LC = 0.61 dB)							
Channel	Mode	RB		Conducted		EIRP	
		Size	Offset	Power (dBm)	Power (Watts)	EIRP(dBm)	EIRP(W)
Lowest	QPSK	1.00	24.00	23.59	0.2286	24.20	0.2630
Middle		1.00	24.00	23.20	0.2089	23.81	0.2404
Highest		1.00	24.00	22.84	0.1923	23.45	0.2213
Lowest	16QAM	1.00	12.00	22.64	0.1837	23.25	0.2113
Middle		1.00	12.00	22.52	0.1786	23.13	0.2056
Highest		1.00	12.00	21.93	0.1560	22.54	0.1795
Lowest	64QAM	1.00	24.00	21.40	0.1380	22.01	0.1589
Middle		1.00	24.00	21.03	0.1268	21.64	0.1459
Highest		1.00	24.00	20.76	0.1191	21.37	0.1371
Limit	EIRP < 2W			Result		PASS	

LTE Band 41 / 10MHz (Average) (GT - LC = 0.61 dB)							
Channel	Mode	RB		Conducted		EIRP	
		Size	Offset	Power (dBm)	Power (Watts)	EIRP(dBm)	EIRP(W)
Lowest	QPSK	1.00	49	23.59	0.2286	24.20	0.2630
Middle		1.00	49	23.28	0.2128	23.89	0.2449
Highest		1.00	49	22.93	0.1963	23.54	0.2259
Lowest	16QAM	1.00	49	22.66	0.1845	23.27	0.2123
Middle		1.00	49	22.34	0.1714	22.95	0.1972
Highest		1.00	49	21.92	0.1556	22.53	0.1791
Lowest	64QAM	1.00	49	21.48	0.1406	22.09	0.1618
Middle		1.00	49	21.12	0.1294	21.73	0.1489
Highest		1.00	49	20.77	0.1194	21.38	0.1374
Limit	EIRP < 2W			Result		PASS	

LTE Band 41 / 15MHz (Average) (GT - LC = 0.61 dB)							
Channel	Mode	RB		Conducted		EIRP	
		Size	Offset	Power (dBm)	Power (Watts)	EIRP(dBm)	EIRP(W)
Lowest	QPSK	1.00	74.00	23.50	0.2239	24.11	0.2576
Middle		1.00	74.00	23.27	0.2123	23.88	0.2443
Highest		1.00	74.00	22.80	0.1905	23.41	0.2193
Lowest	16QAM	1.00	37.00	22.68	0.1854	23.29	0.2133
Middle		1.00	37.00	22.46	0.1762	23.07	0.2028
Highest		1.00	37.00	21.84	0.1528	22.45	0.1758
Lowest	64QAM	1.00	37.00	21.44	0.1393	22.05	0.1603
Middle		1.00	37.00	21.08	0.1282	21.69	0.1476
Highest		1.00	37.00	20.61	0.1151	21.22	0.1324
Limit	EIRP < 2W			Result		PASS	



LTE Band 41 / 20MHz (Average) (GT - LC = 0.61 dB)							
Channel	Mode	RB		Conducted		EIRP	
		Size	Offset	Power (dBm)	Power (Watts)	EIRP(dBm)	EIRP(W)
Lowest	QPSK	1.00	0.00	23.63	0.2307	24.24	0.2655
Middle		1.00	0.00	23.39	0.2183	24.00	0.2512
Highest		1.00	0.00	22.89	0.1945	23.50	0.2239
Lowest	16QAM	1.00	99.00	22.66	0.1845	23.27	0.2123
Middle		1.00	99.00	22.47	0.1766	23.08	0.2032
Highest		1.00	99.00	21.96	0.1570	22.57	0.1807
Lowest	64QAM	1.00	0.00	21.41	0.1384	22.02	0.1592
Middle		1.00	0.00	21.09	0.1285	21.70	0.1479
Highest		1.00	0.00	20.70	0.1175	21.31	0.1352
Limit	EIRP < 2W			Result		PASS	



LTE Band 38 / 5MHz (Peak) (GT - LC = -0.23 dB)							
Channel	Mode	RB		Conducted		EIRP	
		Size	Offset	Power (dBm)	Power (Watts)	EIRP(dBm)	EIRP(W)
Lowest	QPSK	1.00	12.00	23.63	0.2307	23.40	0.2188
Middle		1.00	12.00	23.35	0.2163	23.12	0.2051
Highest		1.00	12.00	22.90	0.1950	22.67	0.1849
Lowest	16QAM	1.00	12.00	22.70	0.1862	22.47	0.1766
Middle		1.00	12.00	22.43	0.1750	22.20	0.1660
Highest		1.00	12.00	22.00	0.1585	21.77	0.1503
Lowest	64QAM	1.00	12.00	21.45	0.1396	21.22	0.1324
Middle		1.00	12.00	21.14	0.1300	20.91	0.1233
Highest		1.00	12.00	20.62	0.1153	20.39	0.1094
Limit	EIRP < 2W			Result		PASS	

LTE Band 38 / 10MHz (Peak) (GT - LC = -0.23 dB)							
Channel	Mode	RB		Conducted		EIRP	
		Size	Offset	Power (dBm)	Power (Watts)	EIRP(dBm)	EIRP(W)
Lowest	QPSK	1.00	0.00	23.64	0.2312	23.41	0.2193
Middle		1.00	0.00	23.32	0.2148	23.09	0.2037
Highest		1.00	0.00	22.94	0.1968	22.71	0.1866
Lowest	16QAM	1.00	0.00	22.65	0.1841	22.42	0.1746
Middle		1.00	0.00	22.37	0.1726	22.14	0.1637
Highest		1.00	0.00	22.03	0.1596	21.80	0.1514
Lowest	64QAM	1.00	0.00	21.45	0.1396	21.22	0.1324
Middle		1.00	0.00	21.13	0.1297	20.90	0.1230
Highest		1.00	0.00	20.70	0.1175	20.47	0.1114
Limit	EIRP < 2W			Result		PASS	

LTE Band 38 / 15MHz (Peak) (GT - LC = -0.23 dB)							
Channel	Mode	RB		Conducted		EIRP	
		Size	Offset	Power (dBm)	Power (Watts)	EIRP(dBm)	EIRP(W)
Lowest	QPSK	1.00	0.00	23.55	0.2265	23.32	0.2148
Middle		1.00	0.00	23.36	0.2168	23.13	0.2056
Highest		1.00	0.00	23.07	0.2028	22.84	0.1923
Lowest	16QAM	1.00	0.00	22.65	0.1841	22.42	0.1746
Middle		1.00	0.00	22.46	0.1762	22.23	0.1671
Highest		1.00	0.00	22.18	0.1652	21.95	0.1567
Lowest	64QAM	1.00	0.00	21.42	0.1387	21.19	0.1315
Middle		1.00	0.00	21.20	0.1318	20.97	0.1250
Highest		1.00	0.00	20.88	0.1225	20.65	0.1161
Limit	EIRP < 2W			Result		PASS	



LTE Band 38 / 20MHz (Peak) (GT - LC = -0.23 dB)							
Channel	Mode	RB		Conducted		EIRP	
		Size	Offset	Power (dBm)	Power (Watts)	EIRP(dBm)	EIRP(W)
Lowest	QPSK	1.00	0.00	23.69	0.2339	23.46	0.2218
Middle		1.00	0.00	23.42	0.2198	23.19	0.2084
Highest		1.00	0.00	23.21	0.2094	22.98	0.1986
Lowest	16QAM	1.00	0.00	22.70	0.1862	22.47	0.1766
Middle		1.00	0.00	22.52	0.1786	22.29	0.1694
Highest		1.00	0.00	22.29	0.1694	22.06	0.1607
Lowest	64QAM	1.00	0.00	21.50	0.1413	21.27	0.1340
Middle		1.00	0.00	21.23	0.1327	21.00	0.1259
Highest		1.00	0.00	20.98	0.1253	20.75	0.1189
Limit	EIRP < 2W			Result		PASS	



Radiated Spurious Emission

LTE Band 5

LTE Band 5 / 10MHz / QPSK									
Channel	Frequency (MHz)	ERP (dBm)	Limit (dBm)	Over Limit (dB)	SPA Reading (dBm)	S.G. Power (dBm)	TX Cable loss (dB)	TX Antenna Gain (dBi)	Polarization (H/V)
Lowest	1648	-58.85	-13	-45.85	-68.26	-64.24	1.23	8.76	H
	2472	-30.89	-13	-17.89	-43.38	-37.78	1.44	10.48	H
	4120	-51.01	-13	-38.01	-66.21	-58.87	2.09	12.10	H
									H
									H
									H
	1648	-59.45	-13	-46.45	-67.88	-64.84	1.23	8.76	V
	2472	-36.10	-13	-23.10	-48.26	-42.99	1.44	10.48	V
	4120	-53.07	-13	-40.07	-68.24	-60.93	2.09	12.10	V
									V
									V
									V
Middle	1664	-60.36	-13	-47.36	-69.68	-65.80	1.23	8.82	H
	2496	-29.90	-13	-16.90	-42.33	-36.81	1.44	10.50	H
	4160	-51.95	-13	-38.95	-67.15	-59.82	2.08	12.10	H
									H
									H
									H
	1664	-58.97	-13	-45.97	-67.46	-64.41	1.23	8.82	V
	2496	-34.92	-13	-21.92	-46.99	-41.83	1.44	10.50	V
	4160	-53.49	-13	-40.49	-68.65	-61.36	2.08	12.10	V
									V
									V
									V



Highest	1680	-58.83	-13	-45.83	-68.08	-64.33	1.24	8.88	H
	2520	-29.86	-13	-16.86	-42.31	-36.79	1.44	10.52	H
	4200	-48.97	-13	-35.97	-64.14	-56.85	2.07	12.10	H
									H
									H
									H
									H
	1680	-54.59	-13	-41.59	-63.15	-60.09	1.24	8.88	V
	2520	-34.41	-13	-21.41	-46.55	-41.34	1.44	10.52	V
	4200	-50.91	-13	-37.91	-66.04	-58.79	2.07	12.10	V
									V
									V
									V
									V

Remark: Spurious emissions within 30-1000MHz were found more than 20dB below limit line.



LTE Band 7

LTE Band 7 / 20MHz / QPSK									
Channel	Frequency (MHz)	EIRP (dBm)	Limit (dBm)	Over Limit (dB)	SPA Reading (dBm)	S.G. Power (dBm)	TX Cable loss (dB)	TX Antenna Gain (dBi)	Polarization (H/V)
Lowest	5004	-57.57	-25	-32.57	-75.5	-67.31	2.36	12.10	H
	7506	-44.73	-25	-19.73	-65.09	-52.64	2.11	10.02	H
	10008	-48.20	-25	-23.20	-74.4	-58.19	1.81	11.80	H
									H
									H
									H
									H
	5004	-57.68	-25	-32.68	-75.78	-67.42	2.36	12.10	V
	7506	-46.35	-25	-21.35	-66.98	-54.26	2.11	10.02	V
	10008	-48.63	-25	-23.63	-74.11	-58.62	1.81	11.80	V
									V
									V
									V
									V
Middle	5052	-58.21	-25	-33.21	-76.02	-67.98	2.34	12.11	H
	7578	-45.58	-25	-20.58	-66.15	-53.75	2.11	10.28	H
	10107	-48.22	-25	-23.22	-74.4	-58.09	1.97	11.84	H
									H
									H
									H
									H
	5052	-58.03	-25	-33.03	-76.03	-67.80	2.34	12.11	V
	7578	-49.75	-25	-24.75	-70.23	-57.92	2.11	10.28	V
	10107	-49.01	-25	-24.01	-74.69	-58.88	1.97	11.84	V
									V
									V
									V
									V



Highest	5100	-58.41	-25	-33.41	-76.05	-68.21	2.32	12.12	H
	7656	-50.01	-25	-25.01	-70.8	-58.46	2.11	10.56	H
	10206	-48.40	-25	-23.40	-74.53	-58.16	2.13	11.88	H
									H
									H
									H
									H
	5100	-58.05	-25	-33.05	-75.9	-67.85	2.32	12.12	V
	7656	-51.63	-25	-26.63	-72.39	-60.08	2.11	10.56	V
	10206	-48.66	-25	-23.66	-74.52	-58.42	2.13	11.88	V
									V
									V
									V
									V

Remark: Spurious emissions within 30-1000MHz were found more than 20dB below limit line.



LTE Band 41

LTE Band 41 / 20MHz / QPSK									
Channel	Frequency (MHz)	EIRP (dBm)	Limit (dBm)	Over Limit (dB)	SPA Reading (dBm)	S.G. Power (dBm)	TX Cable loss (dB)	TX Antenna Gain (dBi)	Polarization (H/V)
Lowest	4992	-57.67	-25	-32.67	-75.65	-67.42	2.35	12.10	H
	7494	-45.97	-25	-20.97	-66.28	-53.86	2.12	10.01	H
	9990	-47.89	-25	-22.89	-74.09	-57.88	1.81	11.80	H
									H
									H
									H
									H
	4992	-57.53	-25	-32.53	-75.68	-67.28	2.35	12.10	V
	7494	-51.09	-25	-26.09	-71.76	-58.98	2.12	10.01	V
	9990	-48.71	-25	-23.71	-74.15	-58.70	1.81	11.80	V
									V
									V
									V
									V
Middle	5166	-58.29	-25	-33.29	-75.72	-68.13	2.29	12.13	H
	7752	-50.49	-25	-25.49	-71.45	-59.28	2.11	10.91	H
	10332	-48.48	-25	-23.48	-74.58	-58.09	2.32	11.93	H
									H
									H
									H
									H
	5166	-57.89	-25	-32.89	-75.55	-67.73	2.29	12.13	V
	7752	-53.02	-25	-28.02	-74.13	-61.81	2.11	10.91	V
	10332	-48.60	-25	-23.60	-74.7	-58.21	2.32	11.93	V
									V
									V
									V
									V



Highest	5340	-58.01	-25	-33.01	-75.67	-67.96	2.22	12.17	H
	8016	-49.60	-25	-24.60	-72.61	-59.31	2.11	11.83	H
	10683	-48.32	-25	-23.32	-74.05	-57.45	2.62	11.74	H
									H
									H
									H
									H
	5340	-58.15	-25	-33.15	-75.89	-68.10	2.22	12.17	V
	8016	-49.37	-25	-24.37	-72.5	-59.08	2.11	11.83	V
	10683	-47.90	-25	-22.90	-74.14	-57.03	2.62	11.74	V
									V
									V
									V
									V

Remark: Spurious emissions within 30-1000MHz were found more than 20dB below limit line.