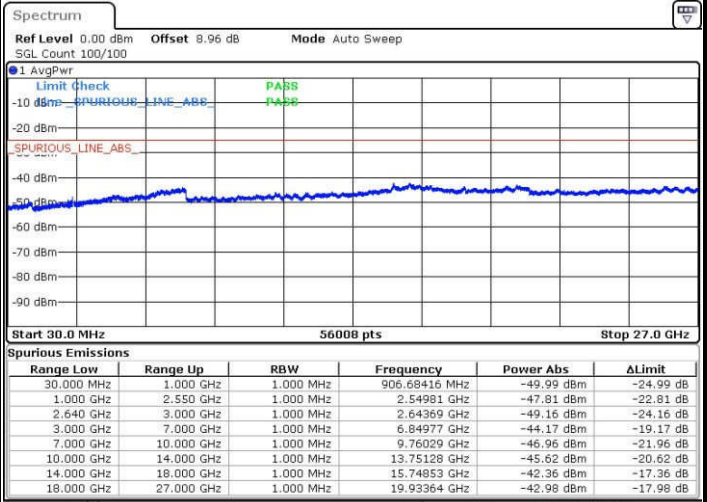
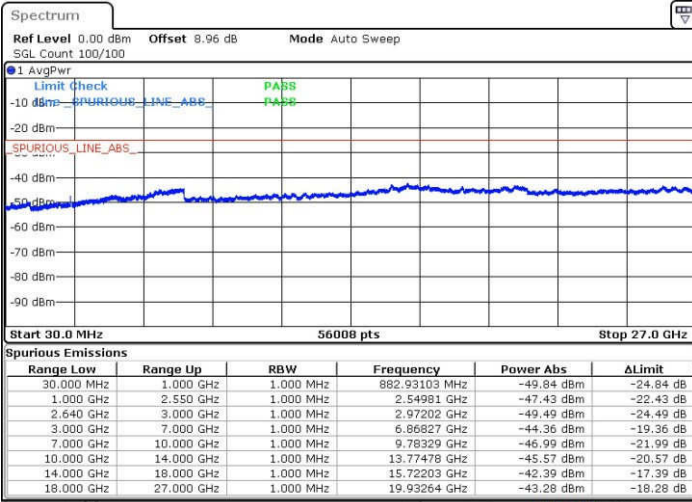




LTE Band 38 / 20MHz

Middle Channel / QPSK

Middle Channel / 16QAM

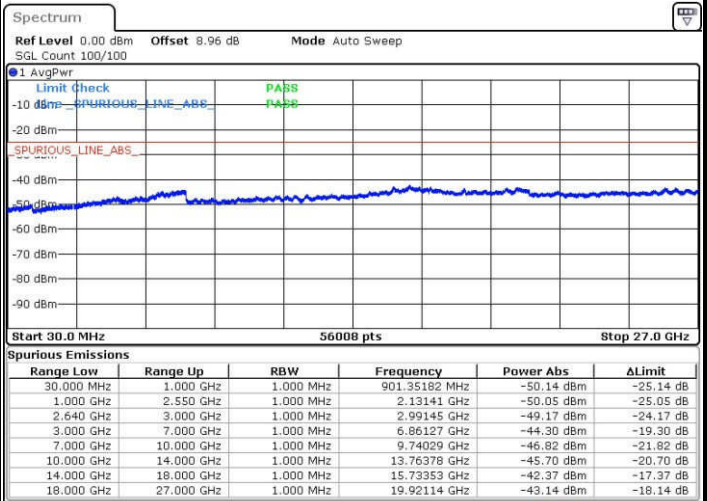
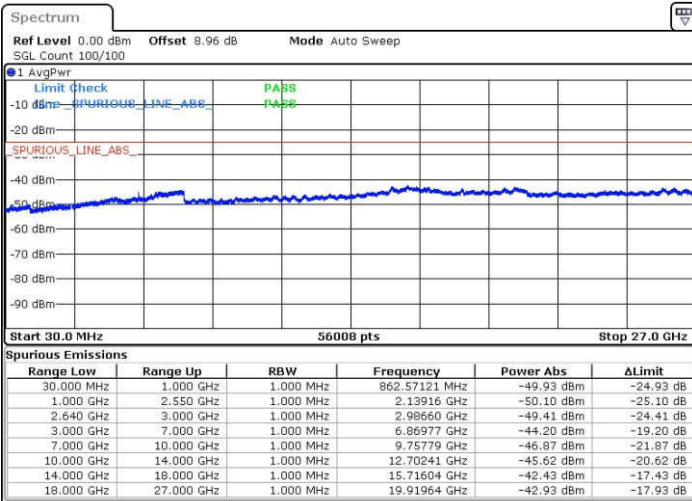


Date: 23.JAN.2017 04:45:20

Date: 23.JAN.2017 04:44:20

Highest Channel / QPSK

Highest Channel / 16QAM



Date: 23.JAN.2017 04:46:21

Date: 23.JAN.2017 04:47:14



Frequency Stability

Test Conditions		LTE Band 2 (QPSK) / Middle Channel	Limit
Temperature (°C)	Voltage (Volt)	BW 10MHz	Note 2.
		Deviation (ppm)	Result
50	Normal Voltage	0.0037	PASS
40	Normal Voltage	0.0003	
30	Normal Voltage	0.0023	
20(Ref.)	Normal Voltage	0.0000	
10	Normal Voltage	0.0004	
0	Normal Voltage	0.0006	
-10	Normal Voltage	0.0027	
-20	Normal Voltage	0.0034	
-30	Normal Voltage	0.0012	
20	Maximum Voltage	0.0009	
20	Normal Voltage	0.0024	
20	Battery End Point	0.0007	

Note:

1. Normal Voltage =3.85 V. ; Battery End Point (BEP) =3.45 V. ; Maximum Voltage =4.4 V.
2. Note: The frequency fundamental emissions stay within the authorized frequency block.



Test Conditions		LTE Band 4 (QPSK) / Middle Channel	Limit
Temperature (°C)	Voltage (Volt)	BW 10MHz	Note 2.
		Deviation (ppm)	Result
50	Normal Voltage	0.0029	PASS
40	Normal Voltage	0.0014	
30	Normal Voltage	0.0008	
20(Ref.)	Normal Voltage	0.0000	
10	Normal Voltage	0.0009	
0	Normal Voltage	0.0025	
-10	Normal Voltage	0.0032	
-20	Normal Voltage	0.0004	
-30	Normal Voltage	0.0007	
20	Maximum Voltage	0.0031	
20	Normal Voltage	0.0023	
20	Battery End Point	0.0002	

Note:

1. Normal Voltage =3.85 V. ; Battery End Point (BEP) =3.45 V. ; Maximum Voltage =4.4 V.
2. Note: The frequency fundamental emissions stay within the authorized frequency block.



Test Conditions		LTE Band 7 (QPSK) / Middle Channel	Limit
Temperature (°C)	Voltage (Volt)	BW 10MHz	Note 2.
		Deviation (ppm)	Result
50	Normal Voltage	0.0024	PASS
40	Normal Voltage	0.0002	
30	Normal Voltage	0.0006	
20(Ref.)	Normal Voltage	0.0000	
10	Normal Voltage	0.0004	
0	Normal Voltage	0.0022	
-10	Normal Voltage	0.0001	
-20	Normal Voltage	0.0003	
-30	Normal Voltage	0.0006	
20	Maximum Voltage	0.0000	
20	Normal Voltage	0.0019	
20	Battery End Point	0.0003	

Note:

1. Normal Voltage =3.85 V. ; Battery End Point (BEP) =3.45 V. ; Maximum Voltage =4.4 V.
2. Note: The frequency fundamental emissions stay within the authorized frequency block.



Test Conditions		LTE Band 12 (QPSK) / Middle Channel	Limit
Temperature (°C)	Voltage (Volt)	BW 10MHz	Note 2.
		Deviation (ppm)	Result
50	Normal Voltage	0.0010	PASS
40	Normal Voltage	0.0107	
30	Normal Voltage	0.0017	
20(Ref.)	Normal Voltage	0.0000	
10	Normal Voltage	0.0052	
0	Normal Voltage	0.0062	
-10	Normal Voltage	0.0027	
-20	Normal Voltage	0.0006	
-30	Normal Voltage	0.0059	
20	Maximum Voltage	0.0100	
20	Normal Voltage	0.0004	
20	Battery End Point	0.0058	

Note:

1. Normal Voltage =3.85 V. ; Battery End Point (BEP) =3.45 V. ; Maximum Voltage =4.4 V.
2. Note: The frequency fundamental emissions stay within the authorized frequency block.



Test Conditions		LTE Band 17 (QPSK) / Middle Channel	Limit
Temperature (°C)	Voltage (Volt)	BW 10MHz	Note 2.
		Deviation (ppm)	Result
50	Normal Voltage	0.0044	PASS
40	Normal Voltage	0.0010	
30	Normal Voltage	0.0018	
20(Ref.)	Normal Voltage	0.0000	
10	Normal Voltage	0.0023	
0	Normal Voltage	0.0031	
-10	Normal Voltage	0.0023	
-20	Normal Voltage	0.0014	
-30	Normal Voltage	0.0041	
20	Maximum Voltage	0.0038	
20	Normal Voltage	0.0013	
20	Battery End Point	0.0030	

Note:

1. Normal Voltage =3.85 V. ; Battery End Point (BEP) =3.45 V. ; Maximum Voltage =4.4 V.
2. Note: The frequency fundamental emissions stay within the authorized frequency block.



Test Conditions		LTE Band 38 (QPSK) / Middle Channel	Limit
Temperature (°C)	Voltage (Volt)	BW 10MHz	Note 2.
		Deviation (ppm)	Result
50	Normal Voltage	0.0026	PASS
40	Normal Voltage	0.0024	
30	Normal Voltage	0.0004	
20(Ref.)	Normal Voltage	0.0000	
10	Normal Voltage	0.0010	
0	Normal Voltage	0.0006	
-10	Normal Voltage	0.0003	
-20	Normal Voltage	0.0002	
-30	Normal Voltage	0.0005	
20	Maximum Voltage	0.0005	
20	Normal Voltage	0.0002	
20	Battery End Point	0.0023	

Note:

1. Normal Voltage =3.85 V. ; Battery End Point (BEP) =3.45 V. ; Maximum Voltage =4.4 V.
2. Note: The frequency fundamental emissions stay within the authorized frequency block.



## Appendix B. Test Results of Radiated Test

### Radiated Spurious Emission

LTE Band 2 / 1.4MHz / QPSK / RB Size 1 Offset 0									
Channel	Frequency ( MHz )	EIRP ( dBm )	Limit ( dBm )	Over Limit ( dB )	SPA Reading (dBm)	S.G. Power ( dBm )	TX Cable loss ( dB )	TX Antenna Gain (dBi)	Polarization (H/V)
Middle	3759	-55.47	-13	-42.47	-58.98	-60.46	1.88	6.87	H
	5637	-32.12	-13	-19.12	-47.34	-39.42	2.38	9.68	H
	7518	-54.38	-13	-41.38	-66.41	-63.45	2.74	11.81	H
	3759	-48.34	-13	-35.34	-55.71	-53.33	1.88	6.87	V
	5637	-32.81	-13	-19.81	-49	-40.11	2.38	9.68	V
	7518	-62.77	-13	-49.77	-73.48	-71.84	2.74	11.81	V

Remark: Spurious emissions within 30-1000MHz were found more than 20dB below limit line.

LTE Band 2 / 3MHz / QPSK / RB Size 1 Offset 0									
Channel	Frequency ( MHz )	EIRP ( dBm )	Limit ( dBm )	Over Limit ( dB )	SPA Reading (dBm)	S.G. Power ( dBm )	TX Cable loss ( dB )	TX Antenna Gain (dBi)	Polarization (H/V)
Middle	3756	-54.39	-13	-41.39	-57.98	-59.38	1.88	6.87	H
	5637	-32.53	-13	-19.53	-47.68	-39.83	2.38	9.68	H
	7515	-55.37	-13	-42.37	-67.40	-64.44	2.74	11.81	H
	3756	-49.68	-13	-36.68	-56.38	-54.67	1.88	6.87	V
	5637	-33.50	-13	-20.50	-49.66	-40.80	2.38	9.68	V
	7515	-63.16	-13	-50.16	-73.87	-72.23	2.74	11.81	V

Remark: Spurious emissions within 30-1000MHz were found more than 20dB below limit line.





LTE Band 2 / 5MHz / QPSK / RB Size 1 Offset 0									
Channel	Frequency ( MHz )	EIRP ( dBm )	Limit ( dBm )	Over Limit ( dB )	SPA Reading (dBm)	S.G. Power ( dBm )	TX Cable loss ( dB )	TX Antenna Gain (dBi)	Polarization (H/V)
Middle	3756	-55.27	-13	-42.27	-58.78	-60.26	1.88	6.87	H
	5634	-33.34	-13	-20.34	-48.35	-40.64	2.38	9.68	H
	7512	-56.56	-13	-43.56	-68.59	-65.63	2.74	11.81	H
	3756	-52.89	-13	-39.89	-57.69	-57.88	1.88	6.87	V
	5634	-31.88	-13	-18.88	-48.22	-39.18	2.38	9.68	V
	7512	-61.73	-13	-48.73	-72.44	-70.80	2.74	11.81	V

Remark: Spurious emissions within 30-1000MHz were found more than 20dB below limit line.

LTE Band 2 / 10MHz / QPSK / RB Size 1 Offset 0									
Channel	Frequency ( MHz )	EIRP ( dBm )	Limit ( dBm )	Over Limit ( dB )	SPA Reading (dBm)	S.G. Power ( dBm )	TX Cable loss ( dB )	TX Antenna Gain (dBi)	Polarization (H/V)
Middle	3750	-59.24	-13	-46.24	-62.75	-64.23	1.88	6.87	H
	5625	-37.23	-13	-24.23	-51.76	-44.53	2.38	9.68	H
	7503	-56.58	-13	-43.58	-68.61	-65.65	2.74	11.81	H
	3750	-57.35	-13	-44.35	-61.14	-62.34	1.88	6.87	V
	5625	-35.39	-13	-22.39	-51.06	-42.69	2.38	9.68	V
	7503	-62.51	-13	-49.51	-73.22	-71.58	2.74	11.81	V

Remark: Spurious emissions within 30-1000MHz were found more than 20dB below limit line.



LTE Band 2 / 15MHz / QPSK / RB Size 1 Offset 0									
Channel	Frequency ( MHz )	EIRP ( dBm )	Limit ( dBm )	Over Limit ( dB )	SPA Reading (dBm)	S.G. Power ( dBm )	TX Cable loss ( dB )	TX Antenna Gain (dBi)	Polarization (H/V)
Middle	3747	-58.47	-13	-45.47	-61.98	-63.46	1.88	6.87	H
	5619	-35.38	-13	-22.38	-50.12	-42.68	2.38	9.68	H
	7494	-55.99	-13	-42.99	-68.02	-65.06	2.74	11.81	H
	3747	-57.90	-13	-44.90	-61.69	-62.89	1.88	6.87	V
	5619	-33.11	-13	-20.11	-49.27	-40.41	2.38	9.68	V
	7494	-61.21	-13	-48.21	-71.92	-70.28	2.74	11.81	V

Remark: Spurious emissions within 30-1000MHz were found more than 20dB below limit line.

LTE Band 2 / 20MHz / QPSK / RB Size 1 Offset 0									
Channel	Frequency ( MHz )	EIRP ( dBm )	Limit ( dBm )	Over Limit ( dB )	SPA Reading (dBm)	S.G. Power ( dBm )	TX Cable loss ( dB )	TX Antenna Gain (dBi)	Polarization (H/V)
Middle	3741	-56.12	-13	-43.12	-59.63	-61.11	1.88	6.87	H
	5613	-36.51	-13	-23.51	-51.18	-43.81	2.38	9.68	H
	7485	-56.11	-13	-43.11	-68.14	-65.18	2.74	11.81	H
	3741	-59.90	-13	-46.90	-63.69	-64.89	1.88	6.87	V
	5613	-33.98	-13	-20.98	-50.14	-41.28	2.38	9.68	V
	7485	-62.75	-13	-49.75	-73.46	-71.82	2.74	11.81	V

Remark: Spurious emissions within 30-1000MHz were found more than 20dB below limit line.



LTE Band 4 / 1.4MHz / QPSK / RB Size 1 Offset 0									
Channel	Frequency ( MHz )	EIRP ( dBm )	Limit ( dBm )	Over Limit ( dB )	SPA Reading (dBm)	S.G. Power ( dBm )	TX Cable loss ( dB )	TX Antenna Gain (dBi)	Polarization (H/V)
Middle	3465	-49.14	-13	-36.14	-55.93	-54.03	1.81	6.70	H
	5196	-44.48	-13	-31.48	-57.16	-51.38	2.23	9.13	H
	6927	-45.03	-13	-32.03	-60.21	-53.09	2.60	10.66	H
	8661	-51.20	-13	-38.20	-70.53	-61.10	2.96	12.86	H
	3465	-58.57	-13	-45.57	-63.77	-63.46	1.81	6.70	V
	5196	-38.12	-13	-25.12	-52.55	-45.02	2.23	9.13	V
	6927	-59.09	-13	-46.09	-74.14	-67.15	2.6	10.66	V
	8661	-54.83	-13	-41.83	-72.93	-64.73	2.96	12.86	V

Remark: Spurious emissions within 30-1000MHz were found more than 20dB below limit line.

LTE Band 4 / 3MHz / QPSK / RB Size 1 Offset 0									
Channel	Frequency ( MHz )	EIRP ( dBm )	Limit ( dBm )	Over Limit ( dB )	SPA Reading (dBm)	S.G. Power ( dBm )	TX Cable loss ( dB )	TX Antenna Gain (dBi)	Polarization (H/V)
Middle	3462	-46.27	-13	-33.27	-53.21	-51.16	1.81	6.70	H
	5193	-43.07	-13	-30.07	-55.75	-49.97	2.23	9.13	H
	6924	-48.76	-13	-35.76	-63.94	-56.82	2.60	10.66	H
	8655	-49.09	-13	-36.09	-68.42	-58.99	2.96	12.86	H
	3462	-56.08	-13	-43.08	-61.28	-60.97	1.81	6.70	V
	5193	-36.71	-13	-23.71	-51.14	-43.61	2.23	9.13	V
	6924	-54.90	-13	-41.90	-69.95	-62.96	2.6	10.66	V
	8655	-57.15	-13	-44.15	-75.25	-67.05	2.96	12.86	V

Remark: Spurious emissions within 30-1000MHz were found more than 20dB below limit line.



LTE Band 4 / 5MHz / QPSK / RB Size 1 Offset 0									
Channel	Frequency ( MHz )	EIRP ( dBm )	Limit ( dBm )	Over Limit ( dB )	SPA Reading (dBm)	S.G. Power ( dBm )	TX Cable loss ( dB )	TX Antenna Gain (dBi)	Polarization (H/V)
Middle	3459	-46.90	-13	-33.90	-53.71	-51.79	1.81	6.70	H
	5190	-42.03	-13	-29.03	-54.71	-48.93	2.23	9.13	H
	6921	-47.46	-13	-34.46	-62.64	-55.52	2.60	10.66	H
	8652	-47.87	-13	-34.87	-67.20	-57.77	2.96	12.86	H
	3459	-57.41	-13	-44.41	-62.61	-62.30	1.81	6.70	V
	5190	-38.03	-13	-25.03	-52.46	-44.93	2.23	9.13	V
	6921	-55.78	-13	-42.78	-70.83	-63.84	2.6	10.66	V
	8652	-55.04	-13	-42.04	-73.14	-64.94	2.96	12.86	V

Remark: Spurious emissions within 30-1000MHz were found more than 20dB below limit line.

LTE Band 4 / 10MHz / QPSK / RB Size 1 Offset 0									
Channel	Frequency ( MHz )	EIRP ( dBm )	Limit ( dBm )	Over Limit ( dB )	SPA Reading (dBm)	S.G. Power ( dBm )	TX Cable loss ( dB )	TX Antenna Gain (dBi)	Polarization (H/V)
Middle	3456	-44.67	-13	-31.67	-51.98	-49.56	1.81	6.70	H
	5184	-45.26	-13	-32.26	-57.94	-52.16	2.23	9.13	H
	6912	-47.60	-13	-34.60	-62.78	-55.66	2.60	10.66	H
	8640	-48.30	-13	-35.30	-67.63	-58.20	2.96	12.86	H
	3456	-54.40	-13	-41.40	-59.6	-59.29	1.81	6.70	V
	5184	-34.03	-13	-21.03	-48.75	-40.93	2.23	9.13	V
	6912	-58.81	-13	-45.81	-73.86	-66.87	2.6	10.66	V
	8640	-56.49	-13	-43.49	-74.59	-66.39	2.96	12.86	V

Remark: Spurious emissions within 30-1000MHz were found more than 20dB below limit line.



LTE Band 4 / 15MHz / QPSK / RB Size 1 Offset 0									
Channel	Frequency ( MHz )	EIRP ( dBm )	Limit ( dBm )	Over Limit ( dB )	SPA Reading (dBm)	S.G. Power ( dBm )	TX Cable loss ( dB )	TX Antenna Gain (dBi)	Polarization (H/V)
Middle	3450	-48.36	-13	-35.36	-55.15	-53.25	1.81	6.70	H
	5178	-42.16	-13	-29.16	-54.84	-49.06	2.23	9.13	H
	6903	-44.83	-13	-31.83	-60.01	-52.89	2.60	10.66	H
	8628	-48.75	-13	-35.75	-68.08	-58.65	2.96	12.86	H
	3450	-56.72	-13	-43.72	-61.92	-61.61	1.81	6.70	V
	5178	-36.59	-13	-23.59	-51.04	-43.49	2.23	9.13	V
	6903	-59.88	-13	-46.88	-74.93	-67.94	2.6	10.66	V
	8628	-56.44	-13	-43.44	-74.54	-66.34	2.96	12.86	V

Remark: Spurious emissions within 30-1000MHz were found more than 20dB below limit line.

LTE Band 4 / 20MHz / QPSK / RB Size 1 Offset 0									
Channel	Frequency ( MHz )	EIRP ( dBm )	Limit ( dBm )	Over Limit ( dB )	SPA Reading (dBm)	S.G. Power ( dBm )	TX Cable loss ( dB )	TX Antenna Gain (dBi)	Polarization (H/V)
Middle	3447	-45.89	-13	-32.89	-52.92	-50.78	1.81	6.70	H
	5169	-42.79	-13	-29.79	-55.47	-49.69	2.23	9.13	H
	6894	-43.17	-13	-30.17	-58.65	-51.23	2.60	10.66	H
	8619	-50.77	-13	-37.77	-70.10	-60.67	2.96	12.86	H
	3447	-56.19	-13	-43.19	-61.39	-61.08	1.81	6.70	V
	5169	-35.80	-13	-22.80	-50.3	-42.70	2.23	9.13	V
	6894	-59.54	-13	-46.54	-74.59	-67.60	2.6	10.66	V
	8619	-55.75	-13	-42.75	-73.85	-65.65	2.96	12.86	V

Remark: Spurious emissions within 30-1000MHz were found more than 20dB below limit line.



LTE Band 7 / 5MHz / QPSK / RB Size 1 Offset 0									
Channel	Frequency ( MHz )	EIRP ( dBm )	Limit ( dBm )	Over Limit ( dB )	SPA Reading (dBm)	S.G. Power ( dBm )	TX Cable loss ( dB )	TX Antenna Gain (dBi)	Polarization (H/V)
Middle	5064	-51.04	-25	-26.04	-60.26	-57.60	2.41	8.97	H
	7600	-47.71	-25	-22.71	-61.41	-56.71	2.86	11.86	H
	10134	-51.51	-25	-26.51	-69.86	-60.41	3.21	12.11	H
	5064	-45.34	-25	-20.34	-56.52	-51.90	2.41	8.97	V
	7600	-57.32	-25	-32.32	-71.95	-66.32	2.86	11.86	V
	10134	-57.47	-25	-32.47	-76.87	-66.37	3.21	12.11	V

Remark: Spurious emissions within 30-1000MHz were found more than 20dB below limit line.

LTE Band 7 / 10MHz / QPSK / RB Size 1 Offset 0									
Channel	Frequency ( MHz )	EIRP ( dBm )	Limit ( dBm )	Over Limit ( dB )	SPA Reading (dBm)	S.G. Power ( dBm )	TX Cable loss ( dB )	TX Antenna Gain (dBi)	Polarization (H/V)
Middle	5060	-49.36	-25	-24.36	-58.58	-55.92	2.41	8.97	H
	7592	-42.57	-25	-17.57	-58.80	-51.57	2.86	11.86	H
	10125	-55.25	-25	-30.25	-73.60	-64.15	3.21	12.11	H
	5060	-45.68	-25	-20.68	-56.81	-52.24	2.41	8.97	V
	7592	-53.65	-25	-28.65	-68.28	-62.65	2.86	11.86	V
	10125	-57.30	-25	-32.30	-76.7	-66.20	3.21	12.11	V

Remark: Spurious emissions within 30-1000MHz were found more than 20dB below limit line.



LTE Band 7 / 15MHz / QPSK / RB Size 1 Offset 0									
Channel	Frequency ( MHz )	EIRP ( dBm )	Limit ( dBm )	Over Limit ( dB )	SPA Reading (dBm)	S.G. Power ( dBm )	TX Cable loss ( dB )	TX Antenna Gain (dBi)	Polarization (H/V)
Middle	5056	-46.89	-25	-21.89	-57.03	-53.45	2.41	8.97	H
	7584	-43.74	-25	-18.74	-59.68	-52.74	2.86	11.86	H
	10116	-54.42	-25	-29.42	-72.77	-63.32	3.21	12.11	H
	5056	-45.25	-25	-20.25	-56.45	-51.81	2.41	8.97	V
	7584	-52.87	-25	-27.87	-67.5	-61.87	2.86	11.86	V
	10116	-55.82	-25	-30.82	-75.22	-64.72	3.21	12.11	V

Remark: Spurious emissions within 30-1000MHz were found more than 20dB below limit line.

LTE Band 7 / 20MHz / QPSK / RB Size 1 Offset 0									
Channel	Frequency ( MHz )	EIRP ( dBm )	Limit ( dBm )	Over Limit ( dB )	SPA Reading (dBm)	S.G. Power ( dBm )	TX Cable loss ( dB )	TX Antenna Gain (dBi)	Polarization (H/V)
Middle	5052	-45.85	-25	-20.85	-56.24	-52.41	2.41	8.97	H
	7576	-49.26	-25	-24.26	-62.96	-58.26	2.86	11.86	H
	10107	-54.55	-25	-29.55	-72.90	-63.45	3.21	12.11	H
	5052	-44.41	-25	-19.41	-55.9	-50.97	2.41	8.97	V
	7576	-56.38	-25	-31.38	-71.01	-65.38	2.86	11.86	V
	10107	-57.04	-25	-32.04	-76.44	-65.94	3.21	12.11	V

Remark: Spurious emissions within 30-1000MHz were found more than 20dB below limit line.



LTE Band 12 / 1.4MHz / QPSK / RB Size 1 Offset 0									
Channel	Frequency ( MHz )	ERP ( dBm )	Limit ( dBm )	Over Limit ( dB )	SPA Reading (dBm)	S.G. Power ( dBm )	TX Cable loss ( dB )	TX Antenna Gain (dBi)	Polarization (H/V)
Middle	1414	-38.46	-13	-25.46	-40.00	-39.36	1.14	4.19	H
	2120	-60.49	-13	-47.49	-59.95	-61.95	1.4	5.01	H
	2828	-47.98	-13	-34.98	-53.05	-50.51	1.63	6.31	H
	1414	-40.04	-13	-27.04	-40.65	-40.94	1.14	4.19	V
	2120	-66.84	-13	-53.84	-64.96	-68.30	1.4	5.01	V
	2828	-49.95	-13	-36.95	-57.31	-52.48	1.63	6.31	V

Remark: Spurious emissions within 30-1000MHz were found more than 20dB below limit line.

LTE Band 12 / 3MHz / QPSK / RB Size 1 Offset 0									
Channel	Frequency ( MHz )	ERP ( dBm )	Limit ( dBm )	Over Limit ( dB )	SPA Reading (dBm)	S.G. Power ( dBm )	TX Cable loss ( dB )	TX Antenna Gain (dBi)	Polarization (H/V)
Middle	1412	-39.42	-13	-26.42	-40.86	-40.32	1.14	4.19	H
	2118	-59.83	-13	-46.83	-59.29	-61.29	1.4	5.01	H
	2824	-49.75	-13	-36.75	-53.86	-52.28	1.63	6.31	H
	1412	-39.56	-13	-26.56	-40.16	-40.46	1.14	4.19	V
	2118	-64.87	-13	-51.87	-62.99	-66.33	1.4	5.01	V
	2824	-49.47	-13	-36.47	-57.09	-52.00	1.63	6.31	V

Remark: Spurious emissions within 30-1000MHz were found more than 20dB below limit line.





LTE Band 12 / 5MHz / QPSK / RB Size 1 Offset 0									
Channel	Frequency ( MHz )	ERP ( dBm )	Limit ( dBm )	Over Limit ( dB )	SPA Reading (dBm)	S.G. Power ( dBm )	TX Cable loss ( dB )	TX Antenna Gain (dBi)	Polarization (H/V)
Middle	1410	-40.39	-13	-27.39	-41.72	-41.29	1.14	4.19	H
	2116	-59.21	-13	-46.21	-58.67	-60.67	1.4	5.01	H
	2820	-54.89	-13	-41.89	-57.29	-57.42	1.63	6.31	H
	1410	-41.39	-13	-28.39	-41.79	-42.29	1.14	4.19	V
	2116	-61.62	-13	-48.62	-59.74	-63.08	1.4	5.01	V
	2820	-51.93	-13	-38.93	-58.58	-54.46	1.63	6.31	V

Remark: Spurious emissions within 30-1000MHz were found more than 20dB below limit line.

LTE Band 12 / 10MHz / QPSK / RB Size 1 Offset 0									
Channel	Frequency ( MHz )	ERP ( dBm )	Limit ( dBm )	Over Limit ( dB )	SPA Reading (dBm)	S.G. Power ( dBm )	TX Cable loss ( dB )	TX Antenna Gain (dBi)	Polarization (H/V)
Middle	1406	-40.23	-13	-27.23	-41.56	-41.13	1.14	4.19	H
	2108	-59.64	-13	-46.64	-59.10	-61.10	1.4	5.01	H
	2812	-55.05	-13	-42.05	-57.41	-57.58	1.63	6.31	H
	1406	-44.83	-13	-31.83	-44.7	-45.73	1.14	4.19	V
	2108	-62.83	-13	-49.83	-60.95	-64.29	1.4	5.01	V
	2812	-59.13	-13	-46.13	-61.25	-61.66	1.63	6.31	V

Remark: Spurious emissions within 30-1000MHz were found more than 20dB below limit line.



LTE Band 17 / 5MHz / QPSK / RB Size 1 Offset 0									
Channel	Frequency ( MHz )	ERP ( dBm )	Limit ( dBm )	Over Limit ( dB )	SPA Reading (dBm)	S.G. Power ( dBm )	TX Cable loss ( dB )	TX Antenna Gain (dBi)	Polarization (H/V)
Middle	1416	-37.17	-13	-24.17	-38.74	-38.07	1.14	4.19	H
	2122	-59.55	-13	-46.55	-59.01	-61.01	1.4	5.01	H
	2830	-51.19	-13	-38.19	-55.41	-53.72	1.63	6.31	H
	1416	-42.63	-13	-29.63	-42.84	-43.53	1.14	4.19	V
	2124	-65.14	-13	-52.14	-63.26	-66.60	1.4	5.01	V
	2830	-50.73	-13	-37.73	-58.03	-53.26	1.63	6.31	V

Remark: Spurious emissions within 30-1000MHz were found more than 20dB below limit line.

LTE Band 17 / 10MHz / QPSK / RB Size 1 Offset 0									
Channel	Frequency ( MHz )	ERP ( dBm )	Limit ( dBm )	Over Limit ( dB )	SPA Reading (dBm)	S.G. Power ( dBm )	TX Cable loss ( dB )	TX Antenna Gain (dBi)	Polarization (H/V)
Middle	1410	-37.15	-13	-24.15	-38.72	-38.05	1.14	4.19	H
	2116	-44.19	-13	-31.19	-49.96	-45.65	1.4	5.01	H
	2822	-54.75	-13	-41.75	-57.11	-57.28	1.63	6.31	H
	1410	-41.65	-13	-28.65	-42	-42.55	1.14	4.19	V
	2116	-55.99	-13	-42.99	-56.4	-57.45	1.4	5.01	V
	2822	-54.18	-13	-41.18	-59.83	-56.71	1.63	6.31	V

Remark: Spurious emissions within 30-1000MHz were found more than 20dB below limit line.



LTE Band 38 / 5MHz / QPSK / RB Size 1 Offset 0									
Channel	Frequency ( MHz )	EIRP ( dBm )	Limit ( dBm )	Over Limit ( dB )	SPA Reading (dBm)	S.G. Power ( dBm )	TX Cable loss ( dB )	TX Antenna Gain (dBi)	Polarization (H/V)
Middle	5184	-52.88	-25	-27.88	-62.10	-59.44	2.41	8.97	H
	7780	-48.22	-25	-23.22	-61.92	-57.22	2.86	11.86	H
	10368	-58.57	-25	-33.57	-76.92	-67.47	3.21	12.11	H
	5184	-51.34	-25	-26.34	-60.05	-57.90	2.41	8.97	V
	7780	-57.88	-25	-32.88	-72.51	-66.88	2.86	11.86	V
	10368	-57.15	-25	-32.15	-76.55	-66.05	3.21	12.11	V

Remark: Spurious emissions within 30-1000MHz were found more than 20dB below limit line.

LTE Band 38 / 10MHz / QPSK / RB Size 1 Offset 0									
Channel	Frequency ( MHz )	EIRP ( dBm )	Limit ( dBm )	Over Limit ( dB )	SPA Reading (dBm)	S.G. Power ( dBm )	TX Cable loss ( dB )	TX Antenna Gain (dBi)	Polarization (H/V)
Middle	5180	-53.49	-25	-28.49	-62.71	-60.05	2.41	8.97	H
	7772	-40.30	-25	-15.30	-57.51	-49.30	2.86	11.86	H
	10359	-57.74	-25	-32.74	-76.09	-66.64	3.21	12.11	H
	5180	-50.30	-25	-25.30	-59.33	-56.86	2.41	8.97	V
	7772	-55.11	-25	-30.11	-69.74	-64.11	2.86	11.86	V
	10359	-57.16	-25	-32.16	-76.56	-66.06	3.21	12.11	V

Remark: Spurious emissions within 30-1000MHz were found more than 20dB below limit line.



LTE Band 38 / 15MHz / QPSK / RB Size 1 Offset 0									
Channel	Frequency ( MHz )	EIRP ( dBm )	Limit ( dBm )	Over Limit ( dB )	SPA Reading (dBm)	S.G. Power ( dBm )	TX Cable loss ( dB )	TX Antenna Gain (dBi)	Polarization (H/V)
Middle	5176	-53.75	-25	-28.75	-62.97	-60.31	2.41	8.97	H
	7764	-47.18	-25	-22.18	-60.88	-56.18	2.86	11.86	H
	10350	-56.91	-25	-31.91	-75.26	-65.81	3.21	12.11	H
	5176	-51.53	-25	-26.53	-60.24	-58.09	2.41	8.97	V
	7764	-55.87	-25	-30.87	-70.5	-64.87	2.86	11.86	V
	10350	-56.80	-25	-31.80	-76.2	-65.70	3.21	12.11	V

Remark: Spurious emissions within 30-1000MHz were found more than 20dB below limit line.

LTE Band 38 / 20MHz / QPSK / RB Size 1 Offset 0									
Channel	Frequency ( MHz )	EIRP ( dBm )	Limit ( dBm )	Over Limit ( dB )	SPA Reading (dBm)	S.G. Power ( dBm )	TX Cable loss ( dB )	TX Antenna Gain (dBi)	Polarization (H/V)
Middle	5172	-54.82	-25	-29.82	-64.04	-61.38	2.41	8.97	H
	7756	-47.36	-25	-22.36	-61.06	-56.36	2.86	11.86	H
	10341	-57.82	-25	-32.82	-76.17	-66.72	3.21	12.11	H
	5172	-51.32	-25	-26.32	-60.03	-57.88	2.41	8.97	V
	7760	-57.14	-25	-32.14	-71.77	-66.14	2.86	11.86	V
	10341	-57.28	-25	-32.28	-76.68	-66.18	3.21	12.11	V

Remark: Spurious emissions within 30-1000MHz were found more than 20dB below limit line.