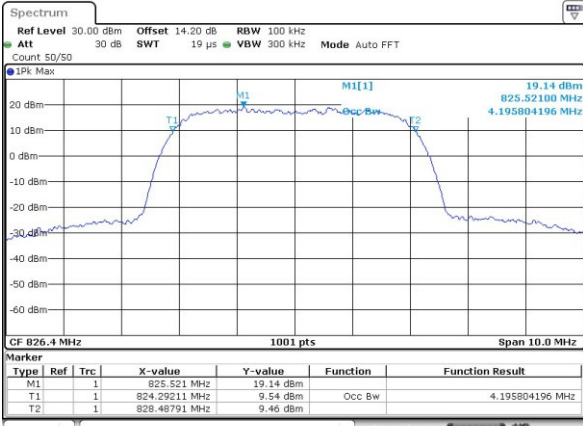




WCDMA Band V (RMC 12.2Kbps)

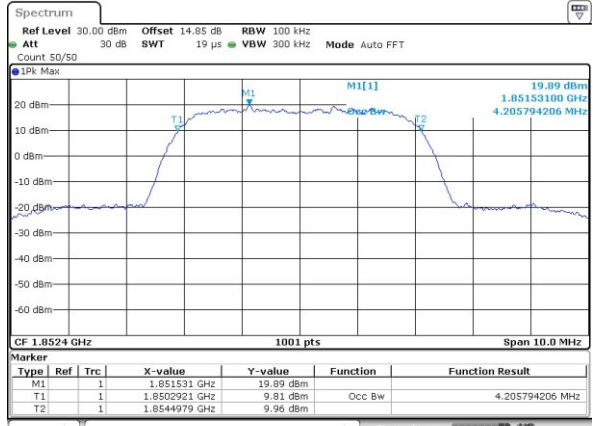
Lowest Channel



Date: 23 JAN 2017 05:56:24

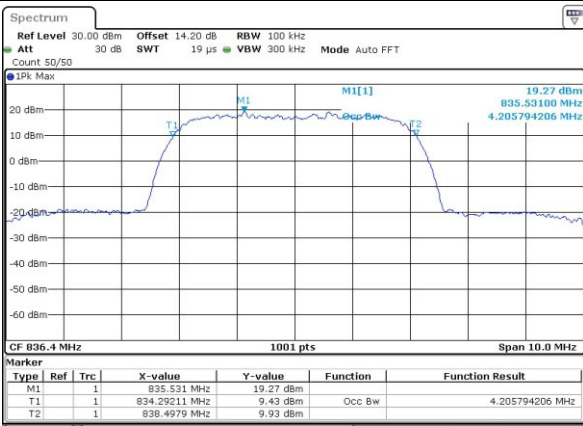
WCDMA Band II (RMC 12.2Kbps)

Lowest Channel



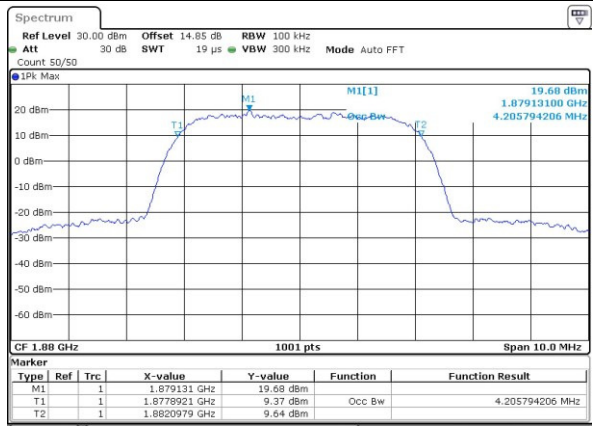
Date: 23 JAN 2017 05:07:10

Middle Channel



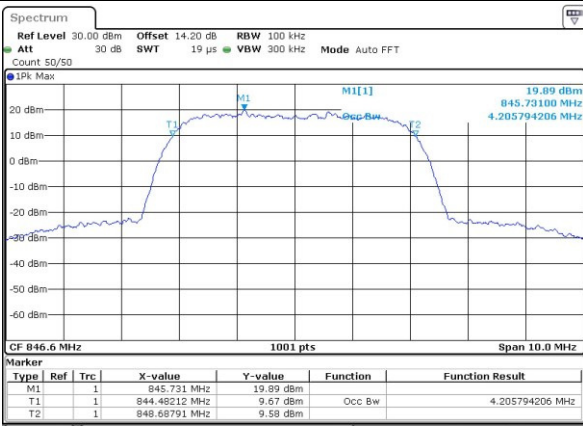
Date: 23 JAN 2017 05:57:29

Middle Channel



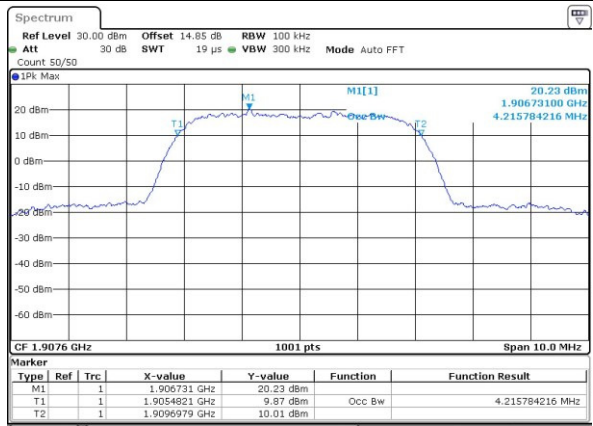
Date: 23 JAN 2017 05:08:03

Highest Channel



Date: 23 JAN 2017 05:58:18

Highest Channel

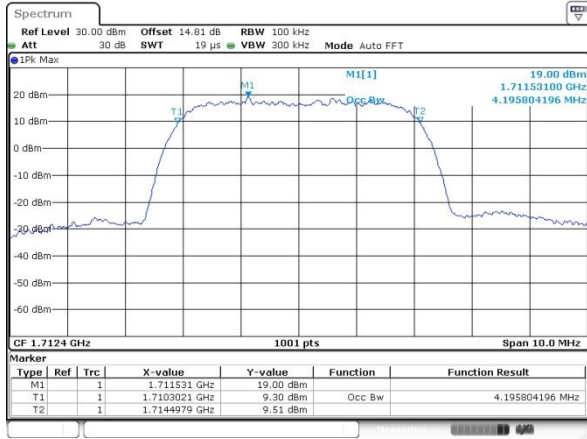


Date: 23 JAN 2017 05:08:56



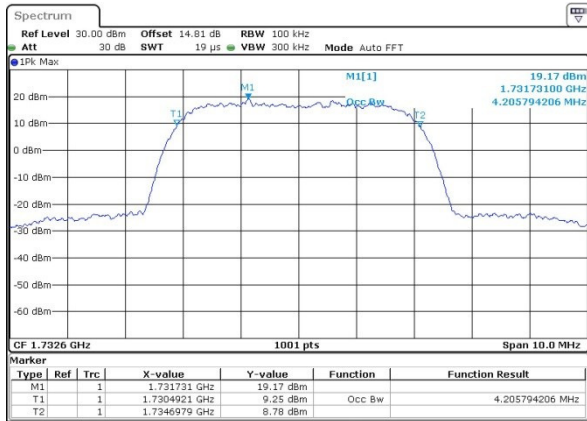
WCDMA Band IV (RMC 12.2Kbps)

Lowest Channel



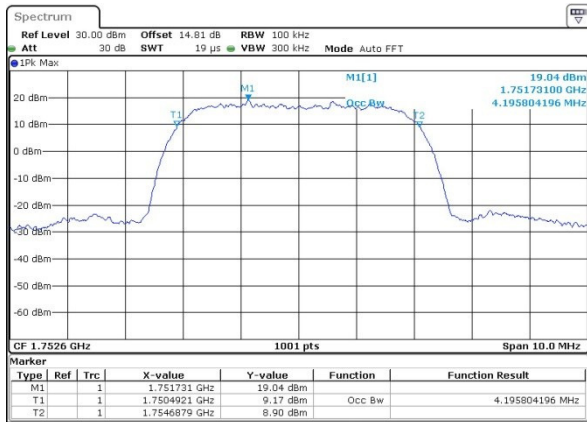
Date: 23 JAN 2017 05:37:22

Middle Channel



Date: 23 JAN 2017 05:37:57

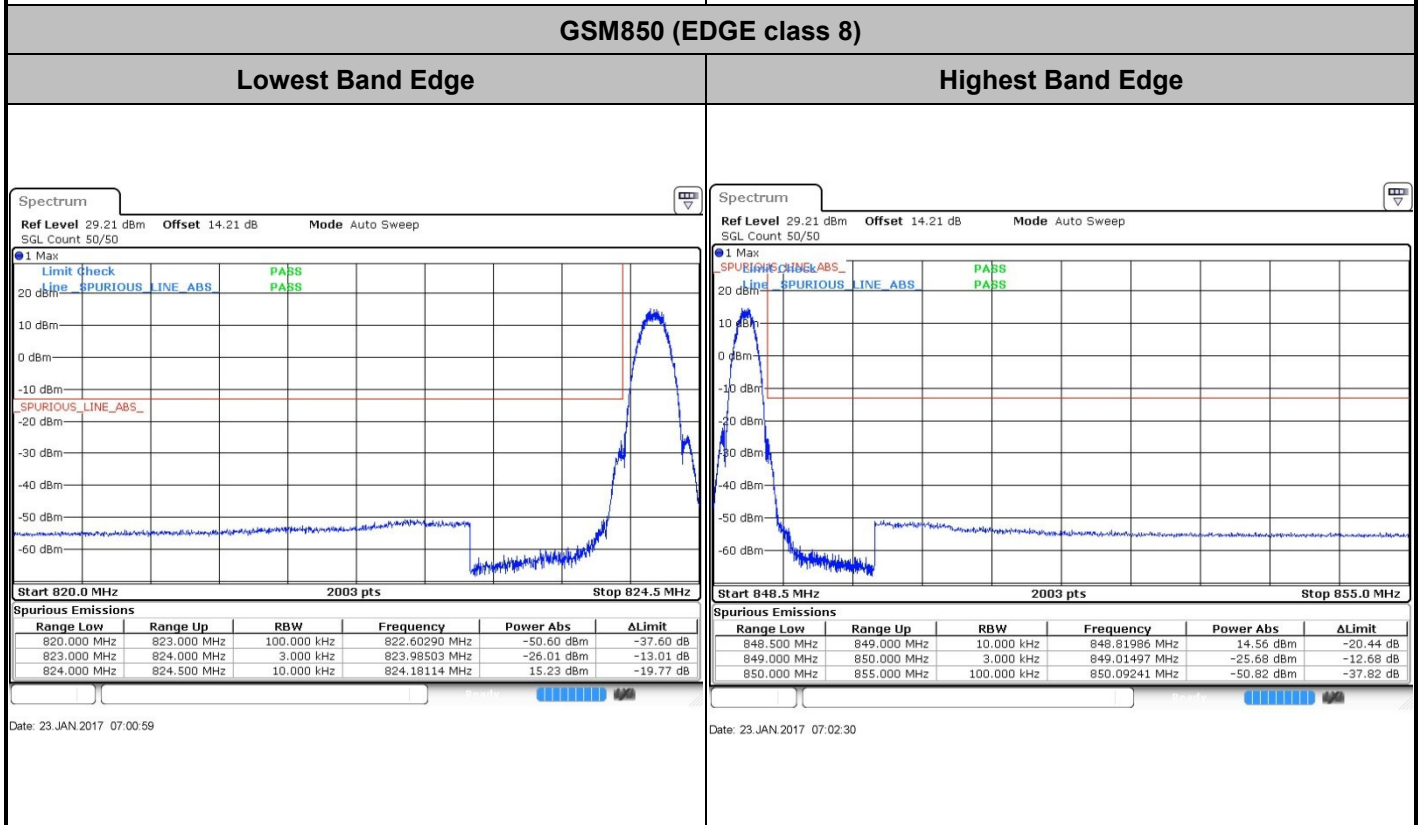
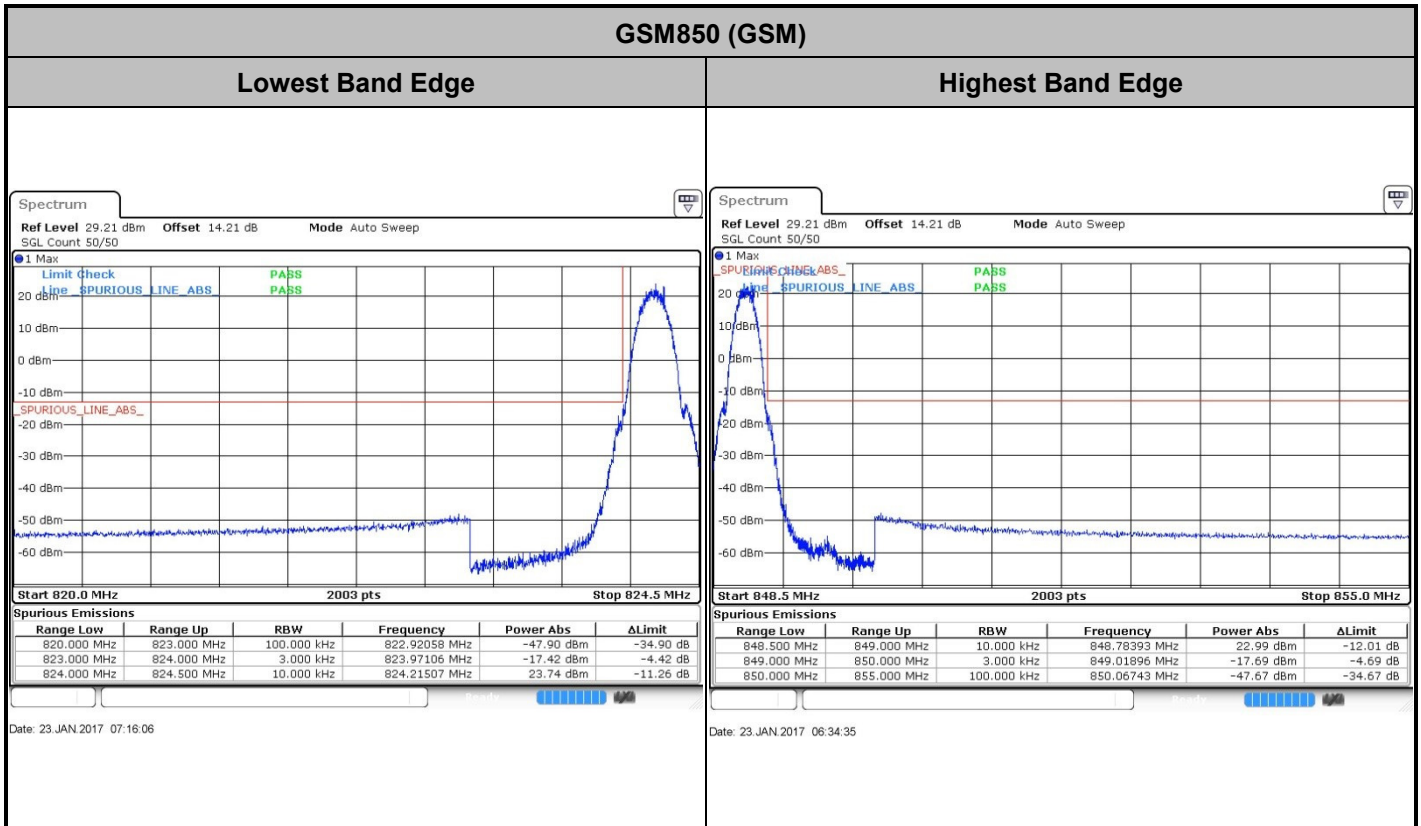
Highest Channel



Date: 23 JAN 2017 05:38:38



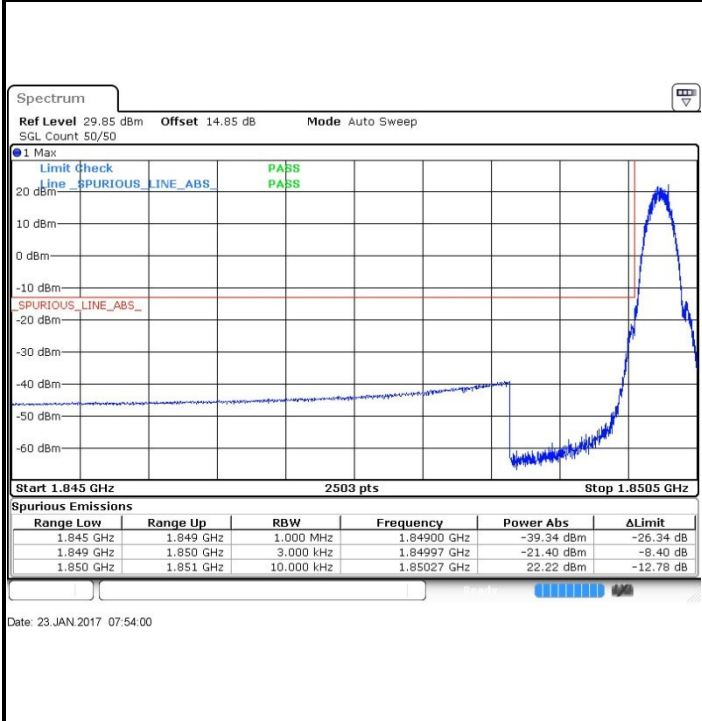
Conducted Band Edge



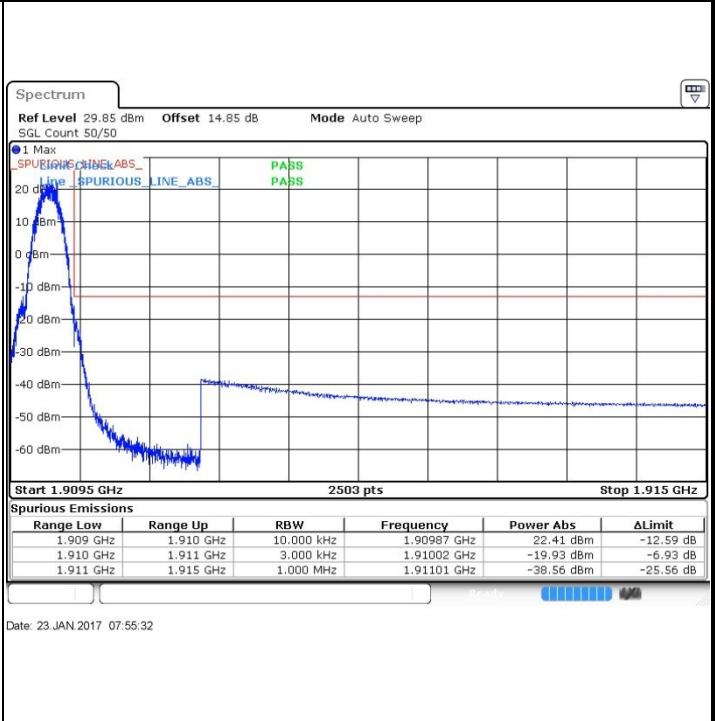


GSM1900 (GSM)

Lowest Band Edge

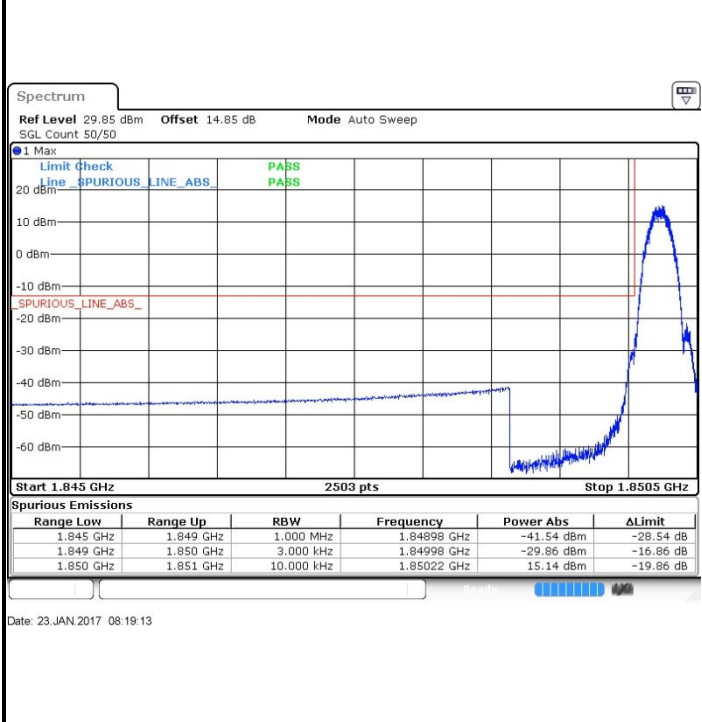


Highest Band Edge

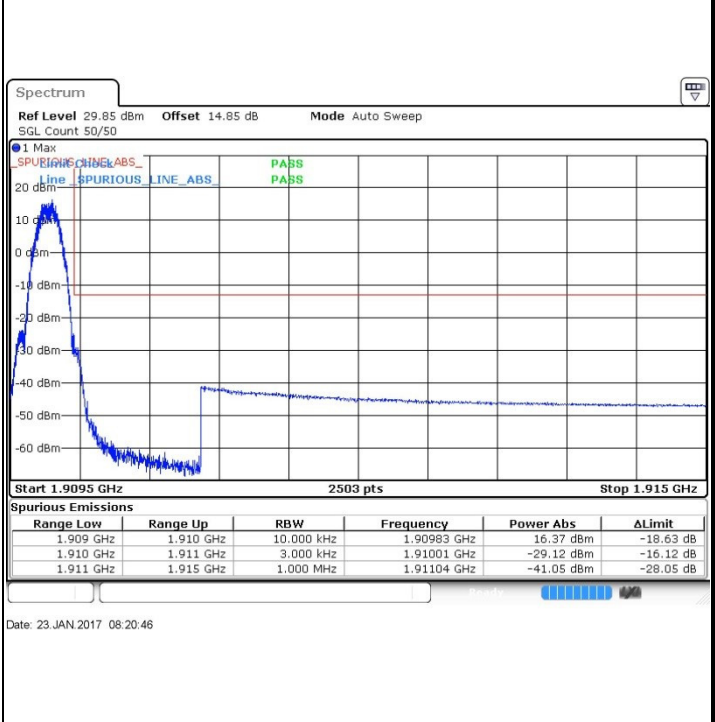


GSM1900 (EDGE class 8)

Lowest Band Edge

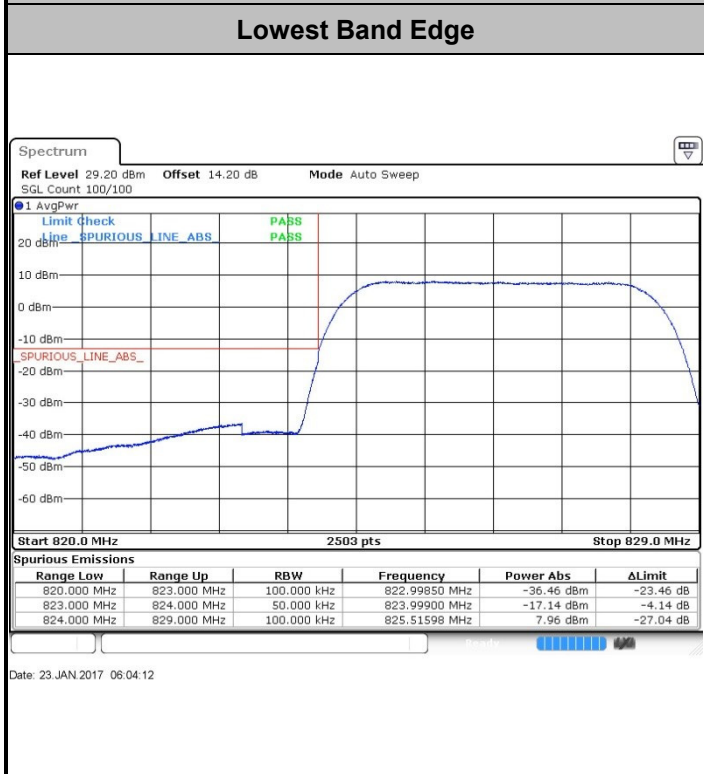


Highest Band Edge

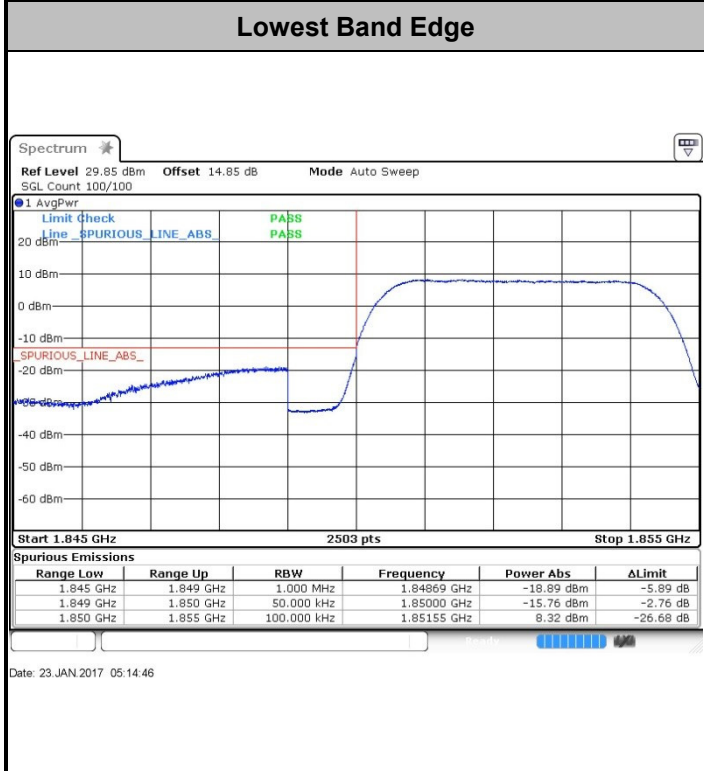


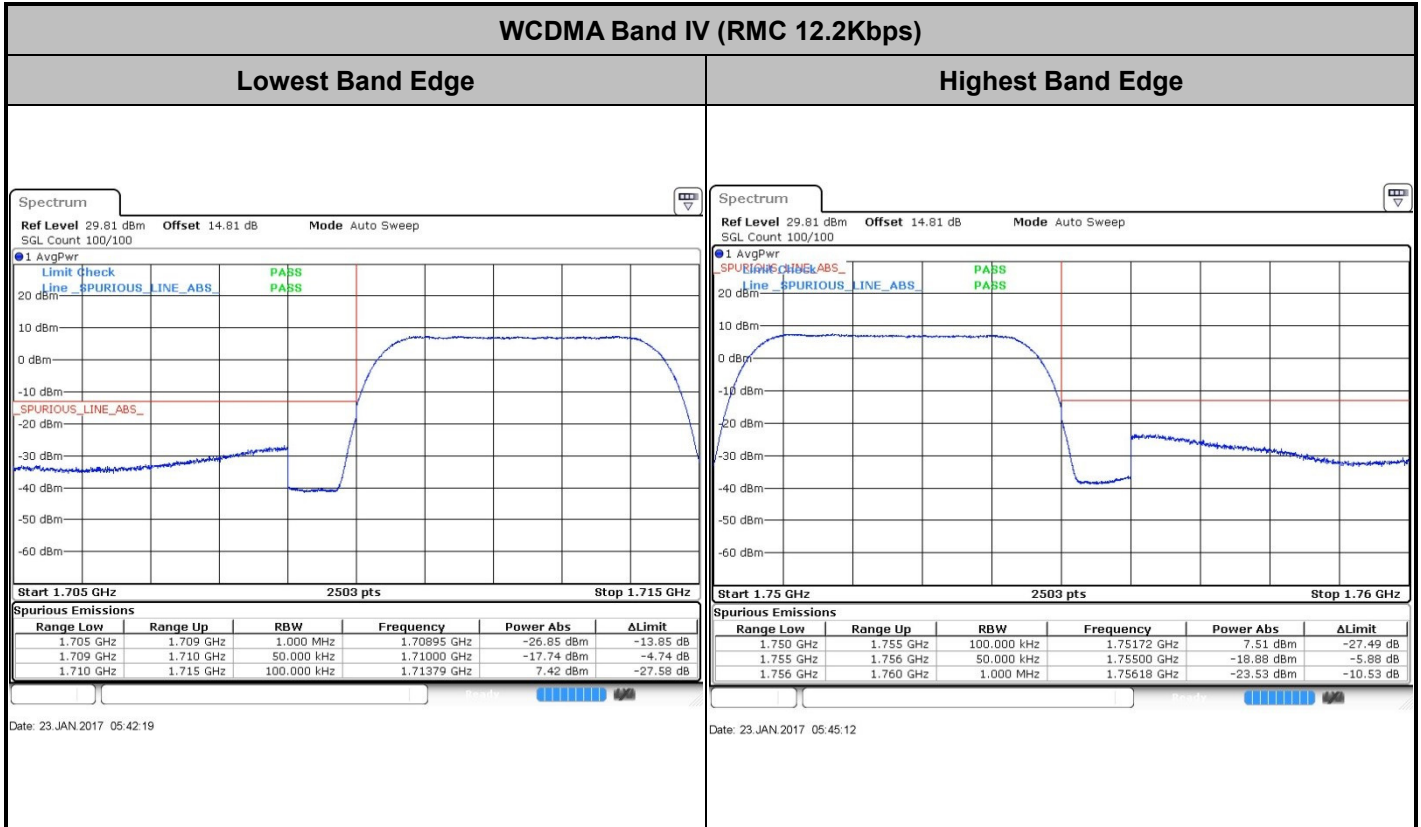


WCDMA Band V (RMC 12.2Kbps)



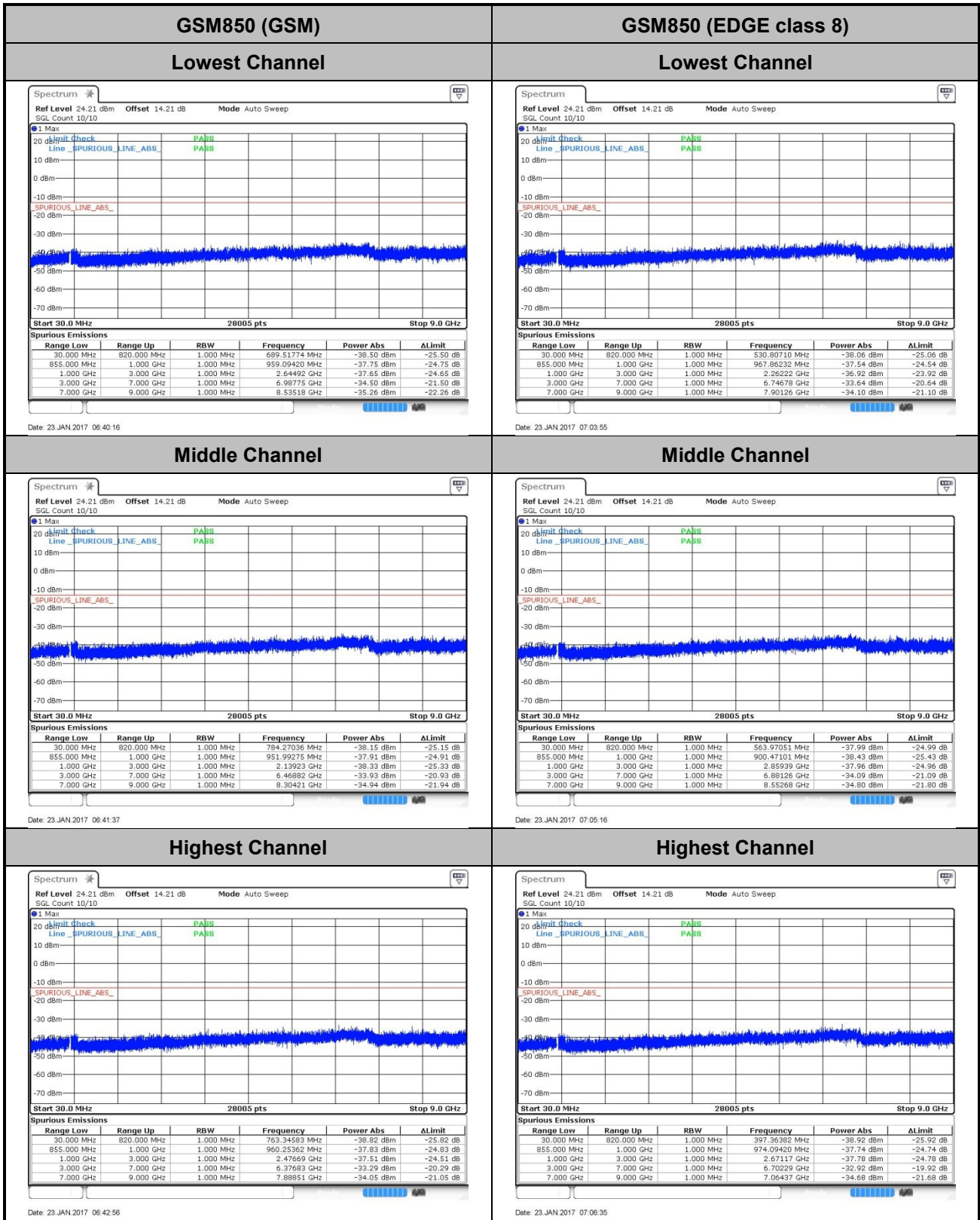
WCDMA Band II (RMC 12.2Kbps)







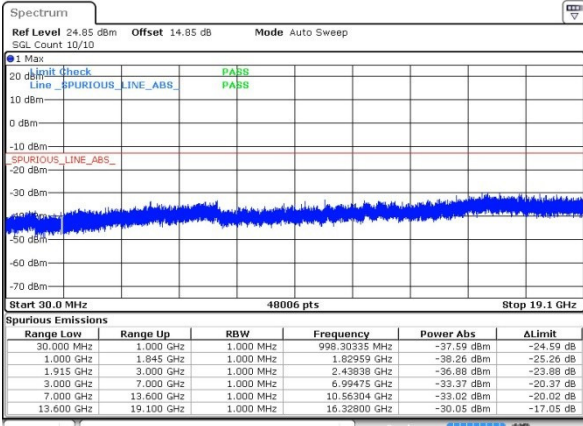
Conducted Spurious Emission





GSM1900 (GSM)

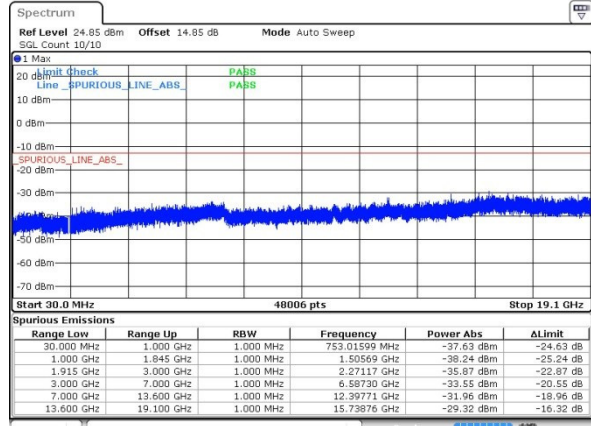
Lowest Channel



Date: 23.JAN.2017 07:56:58

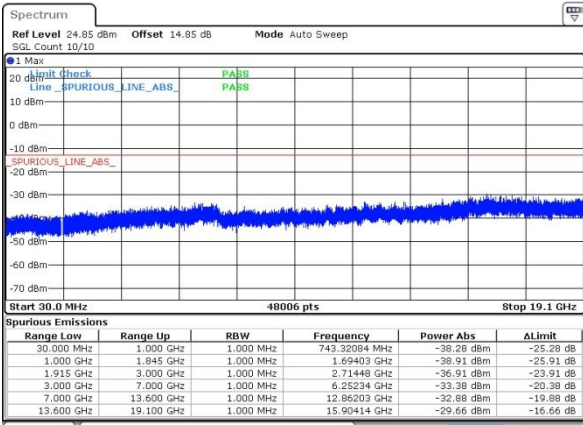
GSM1900 (EDGE class 8)

Lowest Channel



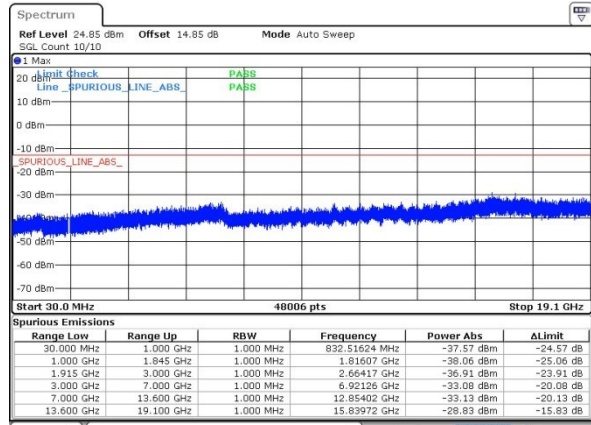
Date: 23.JAN.2017 08:22:10

Middle Channel



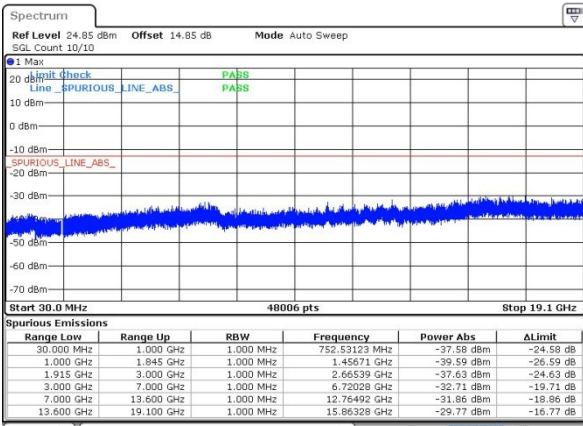
Date: 23.JAN.2017 07:58:16

Middle Channel



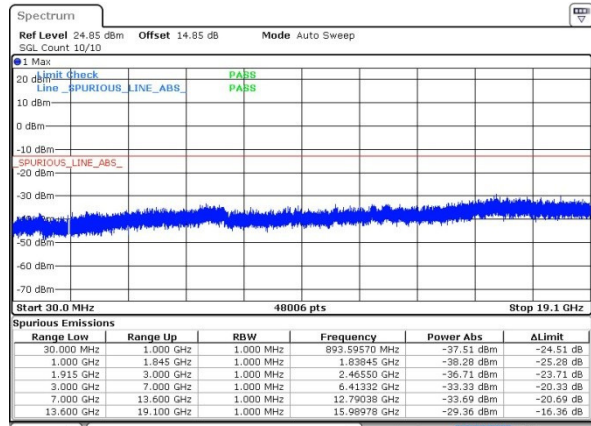
Date: 23.JAN.2017 08:23:29

Highest Channel



Date: 23.JAN.2017 07:58:37

Highest Channel

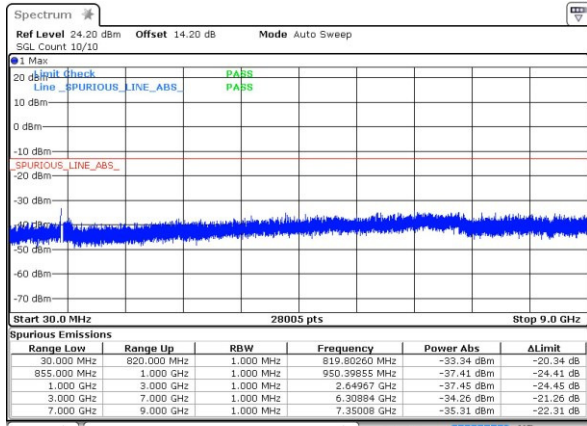


Date: 23.JAN.2017 08:24:50



WCDMA Band V (RMC 12.2Kbps)

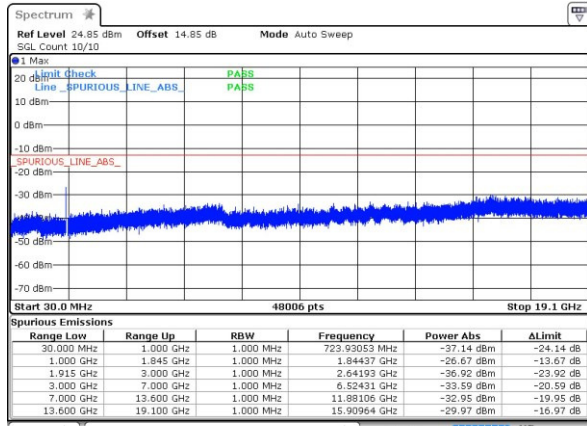
Lowest Channel



Date: 23 JAN 2017 06 08 30

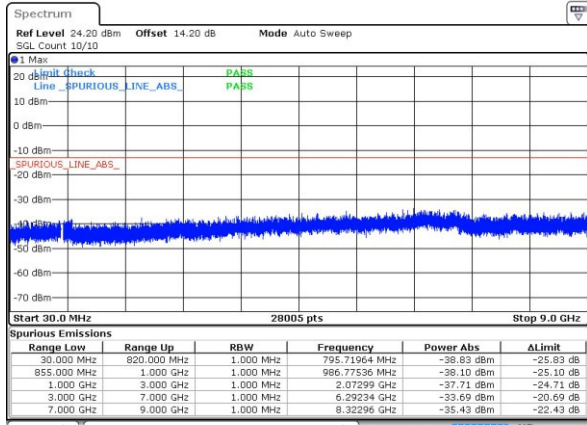
WCDMA Band II (RMC 12.2Kbps)

Lowest Channel



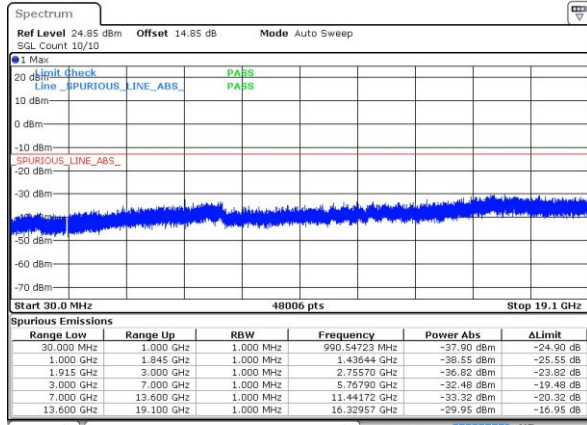
Date: 23 JAN 2017 05 19 05

Middle Channel



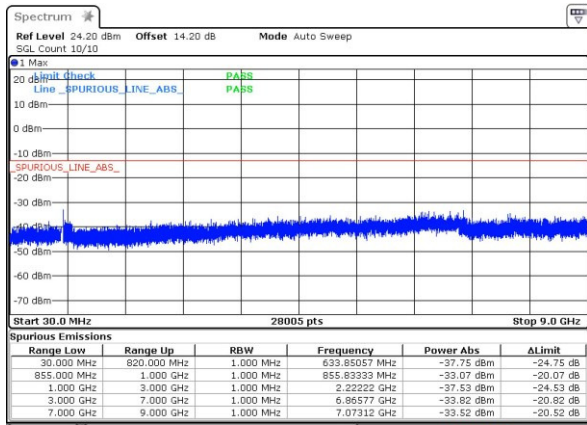
Date: 23 JAN 2017 06 10 11

Middle Channel



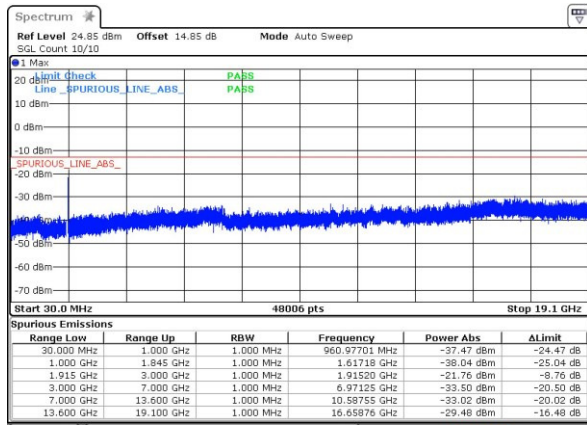
Date: 23 JAN 2017 05 20 27

Highest Channel



Date: 23 JAN 2017 06 12 15

Highest Channel

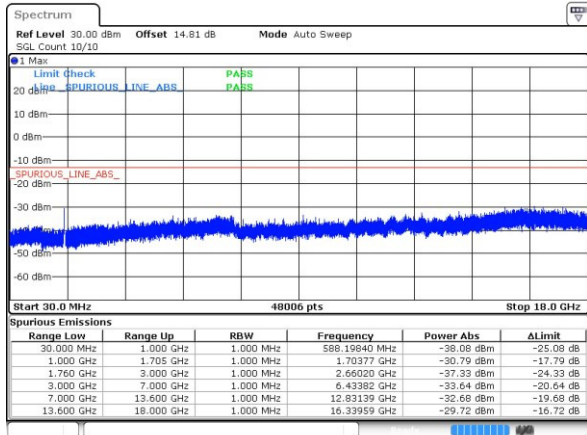


Date: 23 JAN 2017 05 21 47



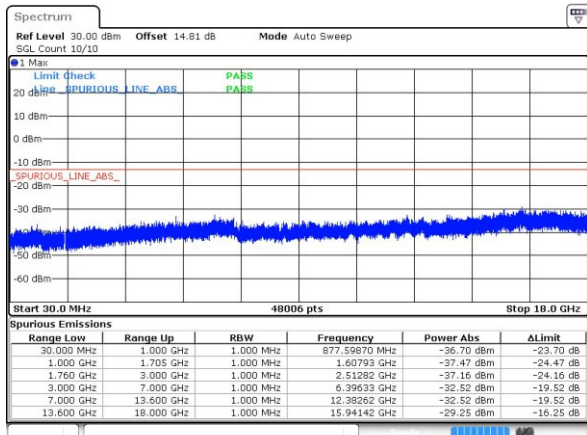
WCDMA Band IV (RMC 12.2Kbps)

Lowest Channel



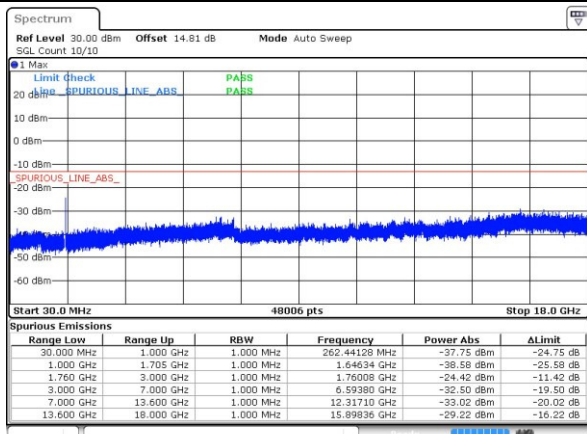
Date: 23 JAN 2017 05:46:38

Middle Channel



Date: 23 JAN 2017 05:48:07

Highest Channel



Date: 23 JAN 2017 05:49:53



Frequency Stability

Test Conditions	Middle Channel	GSM850 (GSM)	GSM850 (EDGE class 8)	Limit 2.5ppm
Temperature (°C)	Voltage (Volt)	Deviation (ppm)		Result
50	Normal Voltage	0.0036	0.0287	PASS
40	Normal Voltage	0.0024	0.0024	
30	Normal Voltage	0.0084	0.0359	
20(Ref.)	Normal Voltage	0.0000	0.0000	
10	Normal Voltage	0.0048	0.0191	
0	Normal Voltage	0.0048	0.0263	
-10	Normal Voltage	0.0072	0.0347	
-20	Normal Voltage	0.0012	0.0395	
-30	Normal Voltage	0.0036	0.0323	
20	Maximum Voltage	0.0000	0.0347	
20	Normal Voltage	0.0096	0.0311	
20	Battery End Point	0.0072	0.0215	

Note: Normal Voltage = 3.85 V. ; Battery End Point (BEP) = 3.45 V. ; Maximum Voltage =4.4 V



Test Conditions	Middle Channel	GSM1900 (GSM)	GSM1900 (EDGE class 8)	Limit Note 2.
Temperature (°C)	Voltage (Volt)	Deviation (ppm)		Result
50	Normal Voltage	0.0043	0.0181	PASS
40	Normal Voltage	0.0005	0.0191	
30	Normal Voltage	0.0191	0.0053	
20(Ref.)	Normal Voltage	0.0000	0.0000	
10	Normal Voltage	0.0027	0.0165	
0	Normal Voltage	0.0016	0.0027	
-10	Normal Voltage	0.0154	0.0197	
-20	Normal Voltage	0.0000	0.0021	
-30	Normal Voltage	0.0149	0.0218	
20	Maximum Voltage	0.0138	0.0181	
20	Normal Voltage	0.0128	0.0122	
20	Battery End Point	0.0048	0.0186	

Note:

1. Normal Voltage = 3.85 V. ; Battery End Point (BEP) = 3.45 V. ; Maximum Voltage =4.4 V
2. The frequency fundamental emissions stay within the authorized frequency block based on the frequency deviation measured is small.



Test Conditions	Middle Channel	WCDMA Band V (RMC 12.2Kbps)	Limit 2.5ppm
Temperature (°C)	Voltage (Volt)	Deviation (ppm)	Result
50	Normal Voltage	0.0012	PASS
40	Normal Voltage	0.0191	
30	Normal Voltage	0.0179	
20(Ref.)	Normal Voltage	0.0000	
10	Normal Voltage	0.0060	
0	Normal Voltage	0.0239	
-10	Normal Voltage	0.0215	
-20	Normal Voltage	0.0036	
-30	Normal Voltage	0.0155	
20	Maximum Voltage	0.0048	
20	Normal Voltage	0.0203	
20	Battery End Point	0.0143	

Note: Normal Voltage = 3.85V. ; Battery End Point (BEP) = 3.45 V. ; Maximum Voltage =4.4 V

Test Conditions	Middle Channel	WCDMA Band II (RMC 12.2Kbps)	Limit Note 2.
Temperature (°C)	Voltage (Volt)	Deviation (ppm)	Result
50	Normal Voltage	0.0048	PASS
40	Normal Voltage	0.0037	
30	Normal Voltage	0.0032	
20(Ref.)	Normal Voltage	0.0000	
10	Normal Voltage	0.0011	
0	Normal Voltage	0.0043	
-10	Normal Voltage	0.0021	
-20	Normal Voltage	0.0064	
-30	Normal Voltage	0.0027	
20	Maximum Voltage	0.0053	
20	Normal Voltage	0.0032	
20	Battery End Point	0.0016	

Note:

1. Normal Voltage = 3.85V. ; Battery End Point (BEP) = 3.45 V. ; Maximum Voltage =4.4 V
2. The frequency fundamental emissions stay within the authorized frequency block based on the frequency deviation measured is small.



Test Conditions	Middle Channel	WCDMA Band IV (RMC 12.2Kbps)	Limit Note 2.
Temperature (°C)	Voltage (Volt)	Deviation (ppm)	Result
50	Normal Voltage	0.0121	PASS
40	Normal Voltage	0.0139	
30	Normal Voltage	0.0023	
20(Ref.)	Normal Voltage	0.0000	
10	Normal Voltage	0.0092	
0	Normal Voltage	0.0063	
-10	Normal Voltage	0.0029	
-20	Normal Voltage	0.0052	
-30	Normal Voltage	0.0017	
20	Maximum Voltage	0.0087	
20	Normal Voltage	0.0012	
20	Battery End Point	0.0081	

Note:

1. Normal Voltage = 3.85 V. ; Battery End Point (BEP) = 3.45 V. ; Maximum Voltage =4.4V
2. The frequency fundamental emissions stay within the authorized frequency block based on the frequency deviation measured is small.



Appendix B. Test Results of Radiated Test

Radiated Spurious Emission

GSM850 (GSM)									
Channel	Frequency (MHz)	ERP (dBm)	Limit (dBm)	Over Limit (dB)	SPA Reading (dBm)	S.G. Power (dBm)	TX Cable loss (dB)	TX Antenna Gain (dBi)	Polarization (H/V)
Middle	1672	-28.08	-13	-15.08	-29.51	-29.94	1.19	5.20	H
	2508	-43.93	-13	-30.93	-49.63	-46.15	1.53	5.90	H
	3345	-61.91	-13	-48.91	-65.86	-64.70	1.76	6.70	H
	1672	-26.26	-13	-13.26	-27.46	-28.12	1.19	5.20	V
	2508	-46.21	-13	-33.21	-50.62	-48.43	1.53	5.90	V
	3345	-65.04	-13	-52.04	-68.36	-67.83	1.76	6.70	V

Remark: Spurious emissions within 30-1000MHz were found more than 20dB below limit line.

GSM850 (EDGE class 8)									
Channel	Frequency (MHz)	ERP (dBm)	Limit (dBm)	Over Limit (dB)	SPA Reading (dBm)	S.G. Power (dBm)	TX Cable loss (dB)	TX Antenna Gain (dBi)	Polarization (H/V)
Middle	1672	-43.61	-13	-30.61	-44.47	-45.47	1.19	5.20	H
	2509	-56.95	-13	-43.95	-59.94	-59.17	1.53	5.90	H
	3345	-66.27	-13	-53.27	-70.22	-69.06	1.76	6.70	H
	1672	-40.24	-13	-27.24	-41.02	-42.10	1.19	5.20	V
	2509	-58.25	-13	-45.25	-60.23	-60.47	1.53	5.90	V
	3345	-67.50	-13	-54.50	-70.82	-70.29	1.76	6.70	V

Remark: Spurious emissions within 30-1000MHz were found more than 20dB below limit line.



GSM1900 (GSM)									
Channel	Frequency (MHz)	EIRP (dBm)	Limit (dBm)	Over Limit (dB)	SPA Reading (dBm)	S.G. Power (dBm)	TX Cable loss (dB)	TX Antenna Gain (dBi)	Polarization (H/V)
Middle	3760	-56.43	-13	-43.43	-59.94	-61.42	1.88	6.87	H
	5640	-48.09	-13	-35.09	-58.44	-55.39	2.38	9.68	H
	7520	-62.87	-13	-49.87	-74.90	-71.94	2.74	11.81	H
	3760	-49.61	-13	-36.61	-56.35	-54.60	1.88	6.87	V
	5640	-37.85	-13	-24.85	-53.16	-45.15	2.38	9.68	V
	7520	-64.13	-13	-51.13	-74.84	-73.20	2.74	11.81	V

Remark: Spurious emissions within 30-1000MHz were found more than 20dB below limit line.

GSM1900 (EDGE class 8)									
Channel	Frequency (MHz)	EIRP (dBm)	Limit (dBm)	Over Limit (dB)	SPA Reading (dBm)	S.G. Power (dBm)	TX Cable loss (dB)	TX Antenna Gain (dBi)	Polarization (H/V)
Middle	3760	-65.00	-13	-52.00	-68.51	-69.99	1.88	6.87	H
	5640	-60.36	-13	-47.36	-68.55	-67.66	2.38	9.68	H
	7520	-63.11	-13	-50.11	-75.14	-72.18	2.74	11.81	H
	3760	-62.19	-13	-49.19	-65.98	-67.18	1.88	6.87	V
	5640	-62.75	-13	-49.75	-71.32	-70.05	2.38	9.68	V
	7520	-63.77	-13	-50.77	-74.48	-72.84	2.74	11.81	V

Remark: Spurious emissions within 30-1000MHz were found more than 20dB below limit line.



WCDMA Band V(RMC 12.2Kbps)									
Channel	Frequency (MHz)	ERP (dBm)	Limit (dBm)	Over Limit (dB)	SPA Reading (dBm)	S.G. Power (dBm)	TX Cable loss (dB)	TX Antenna Gain (dBi)	Polarization (H/V)
Middle	1674	-47.86	-13	-34.86	-48.78	-49.72	1.19	5.20	H
	2508	-60.47	-13	-47.47	-63.46	-62.69	1.53	5.90	H
	3345	-66.88	-13	-53.88	-70.83	-69.67	1.76	6.70	H
	1674	-48.31	-13	-35.31	-48.09	-50.17	1.19	5.20	V
	2512	-62.26	-13	-49.26	-64.24	-64.48	1.53	5.90	V
	3345	-68.17	-13	-55.17	-71.49	-70.96	1.76	6.70	V

Remark: Spurious emissions within 30-1000MHz were found more than 20dB below limit line.

WCDMA Band II(RMC 12.2Kbps)									
Channel	Frequency (MHz)	EIRP (dBm)	Limit (dBm)	Over Limit (dB)	SPA Reading (dBm)	S.G. Power (dBm)	TX Cable loss (dB)	TX Antenna Gain (dBi)	Polarization (H/V)
Middle	3760	-66.53	-13	-53.53	-70.04	-71.52	1.88	6.87	H
	5640	-44.37	-13	-31.37	-56.48	-51.67	2.38	9.68	H
	7520	-63.10	-13	-50.10	-75.13	-72.17	2.74	11.81	H
	3760	-66.31	-13	-53.31	-70.1	-71.30	1.88	6.87	V
	5640	-35.71	-13	-22.71	-51.37	-43.01	2.38	9.68	V
	7520	-63.17	-13	-50.17	-73.88	-72.24	2.74	11.81	V

Remark: Spurious emissions within 30-1000MHz were found more than 20dB below limit line.



WCDMA Band IV(RMC 12.2Kbps)									
Channel	Frequency (MHz)	EIRP (dBm)	Limit (dBm)	Over Limit (dB)	SPA Reading (dBm)	S.G. Power (dBm)	TX Cable loss (dB)	TX Antenna Gain (dBi)	Polarization (H/V)
Middle	3465	-60.08	-13	-47.08	-66.87	-64.97	1.81	6.70	H
	5196	-46.37	-13	-33.37	-59.05	-53.27	2.23	9.13	H
	6930	-59.54	-13	-46.54	-74.72	-67.60	2.60	10.66	H
	3465	-56.19	-13	-43.19	-61.39	-61.08	1.81	6.70	V
	5196	-49.41	-13	-36.41	-62.96	-56.31	2.23	9.13	V
	6930	-56.12	-13	-43.12	-71.17	-64.18	2.6	10.66	V

Remark: Spurious emissions within 30-1000MHz were found more than 20dB below limit line.