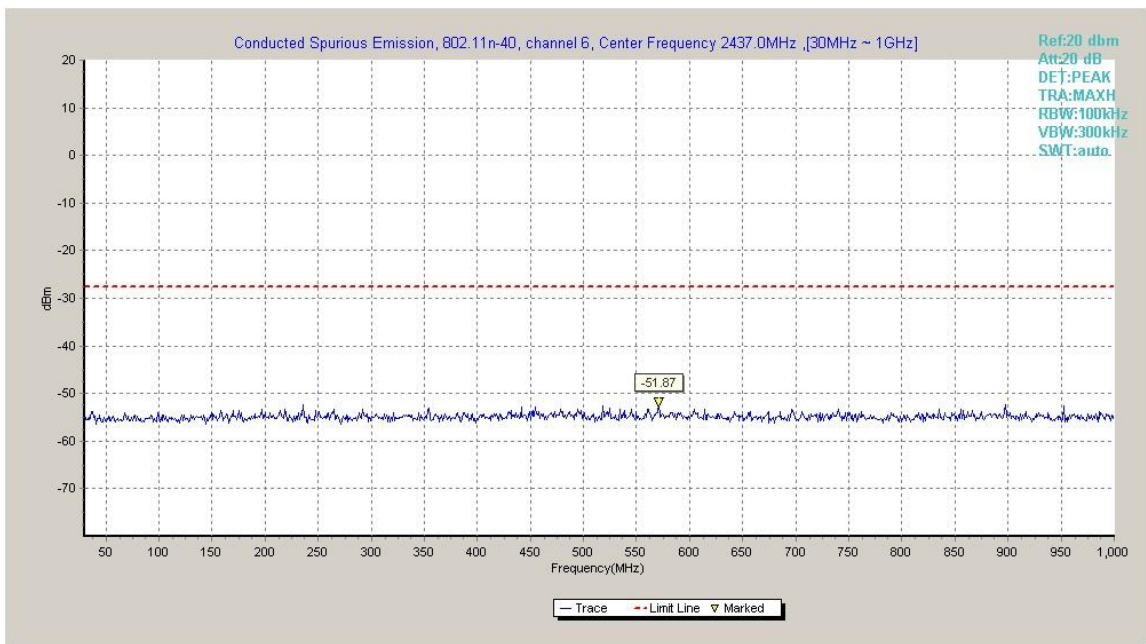
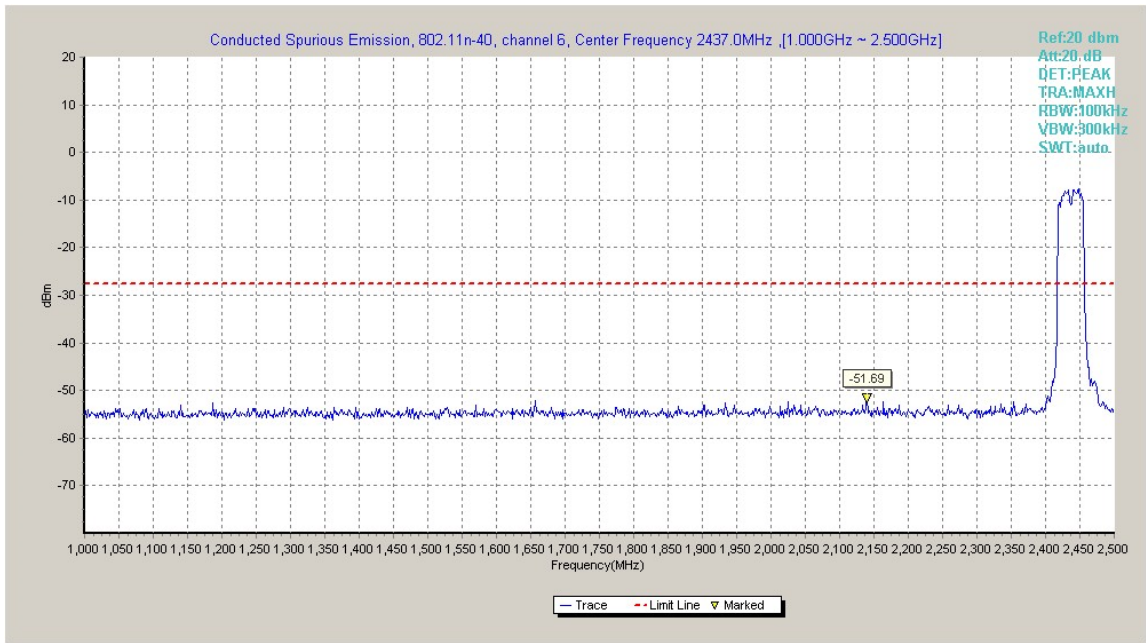


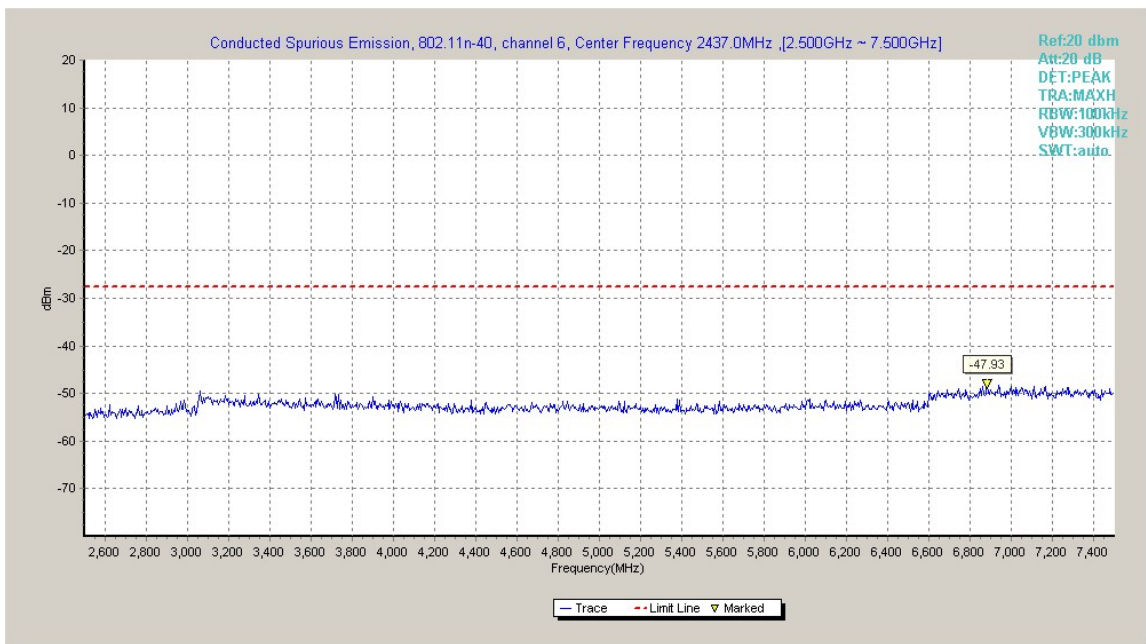
**Fig.A.6.1.81 Transmitter Spurious Emission - Conducted (802.11n-HT40, Ch6, Center Frequency)**



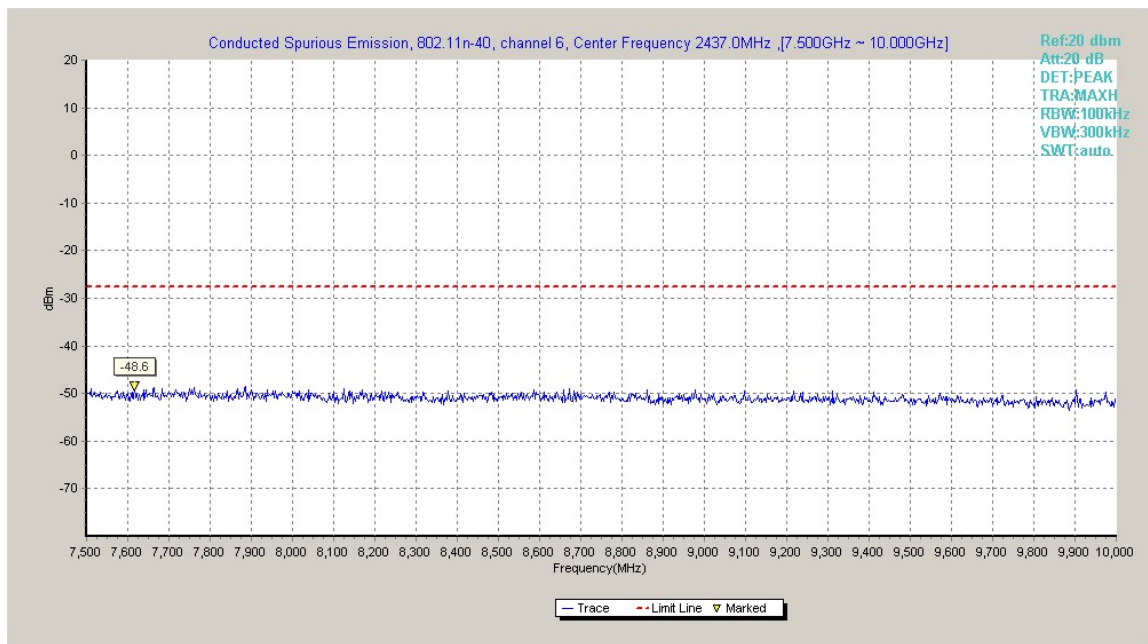
**Fig.A.6.1.82 Transmitter Spurious Emission - Conducted (802.11n-HT40, Ch6, 30 MHz-1 GHz)**



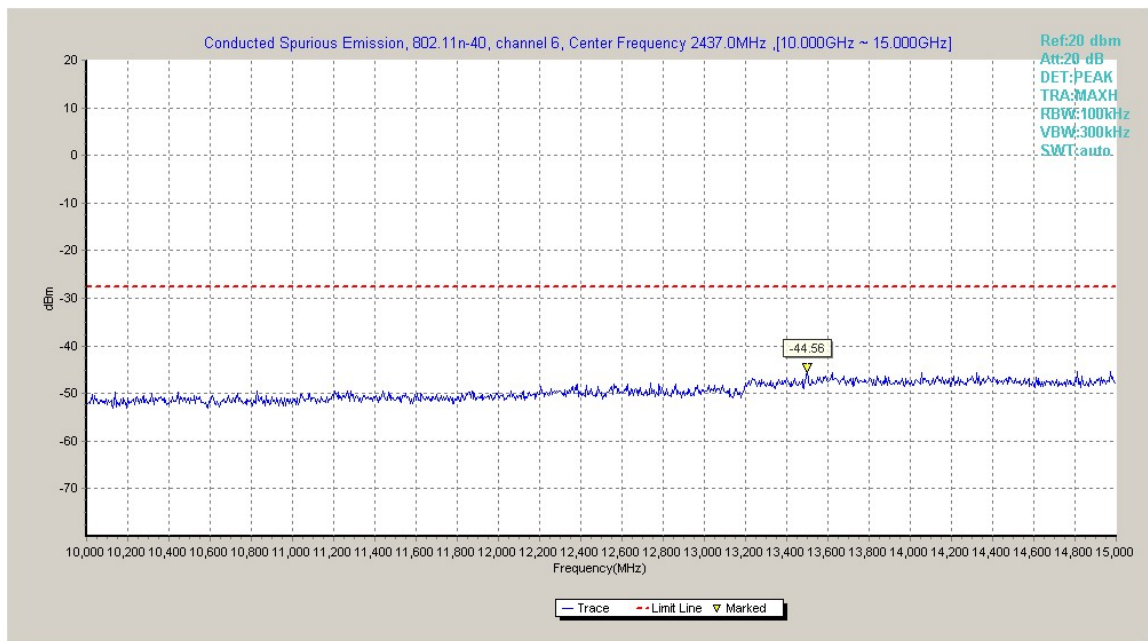
**Fig.A.6.1.83 Transmitter Spurious Emission - Conducted (802.11n-HT40, Ch6, 1 GHz-2.5 GHz)**



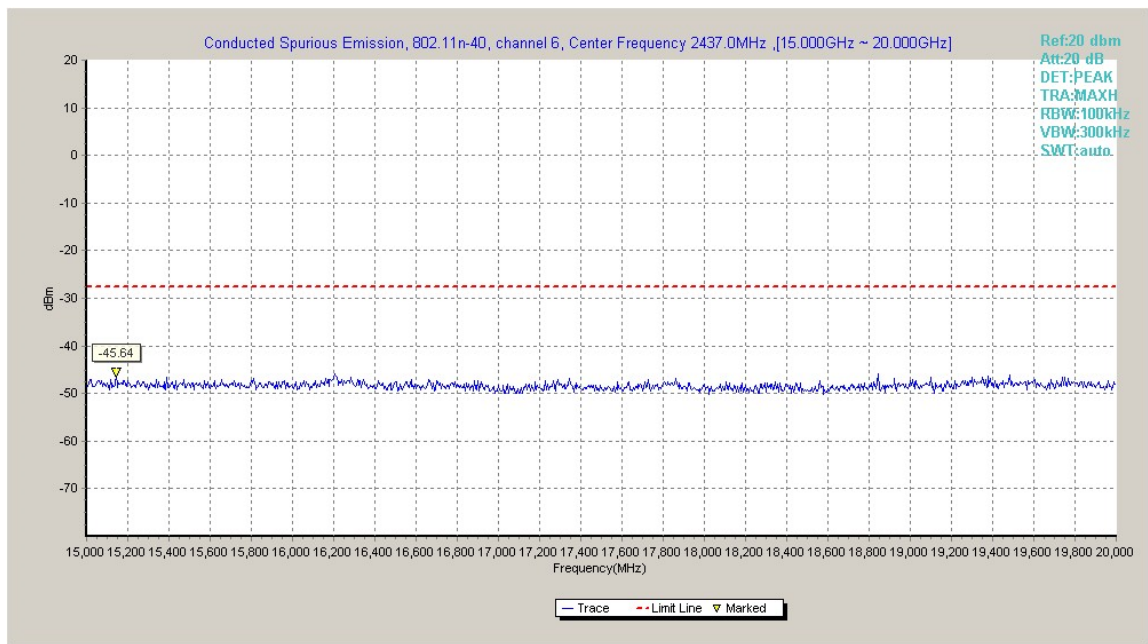
**Fig.A.6.1.84 Transmitter Spurious Emission - Conducted (802.11n-HT40, Ch6, 2.5 GHz-7.5 GHz)**



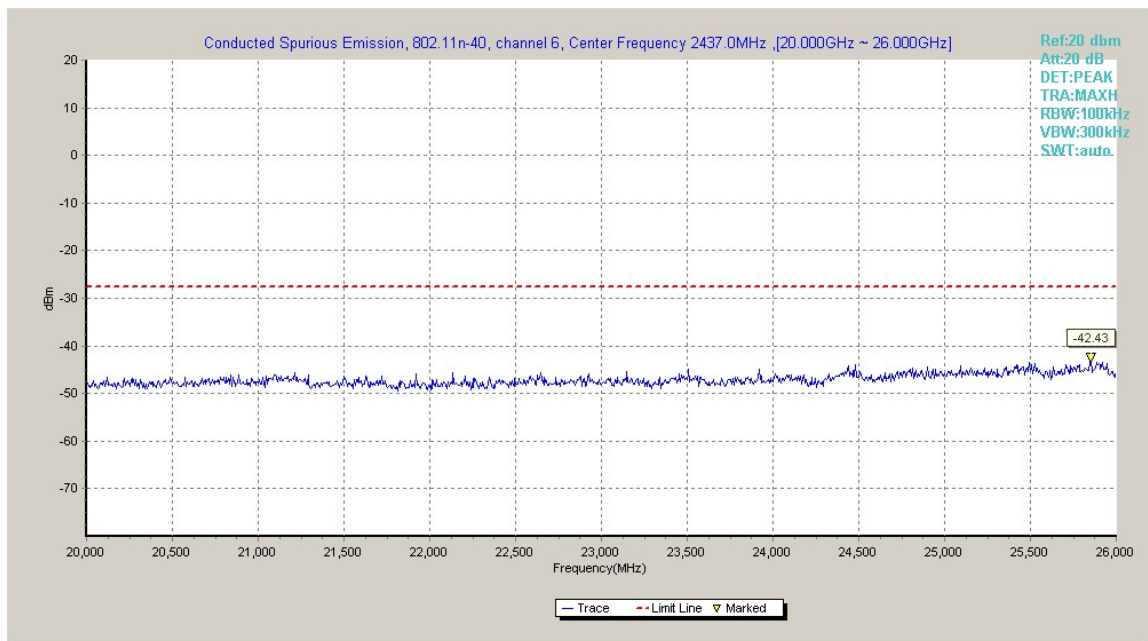
**Fig.A.6.1.85 Transmitter Spurious Emission - Conducted (802.11n-HT40, Ch6, 7.5 GHz-10 GHz)**



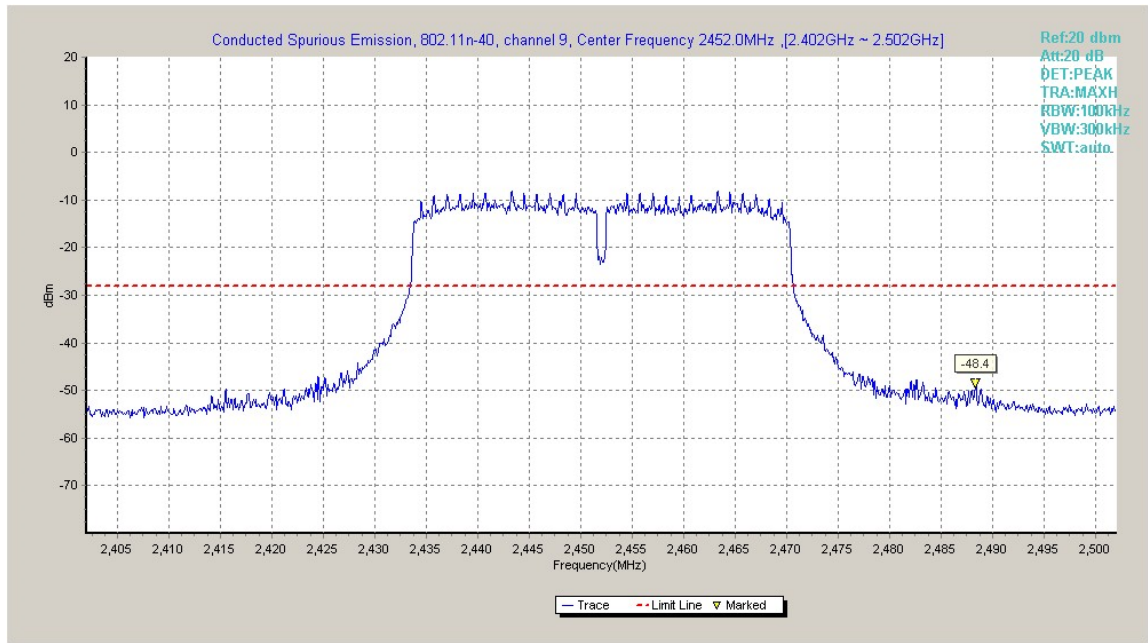
**Fig.A.6.1.86 Transmitter Spurious Emission - Conducted (802.11n-HT40, Ch6, 10 GHz-15 GHz)**



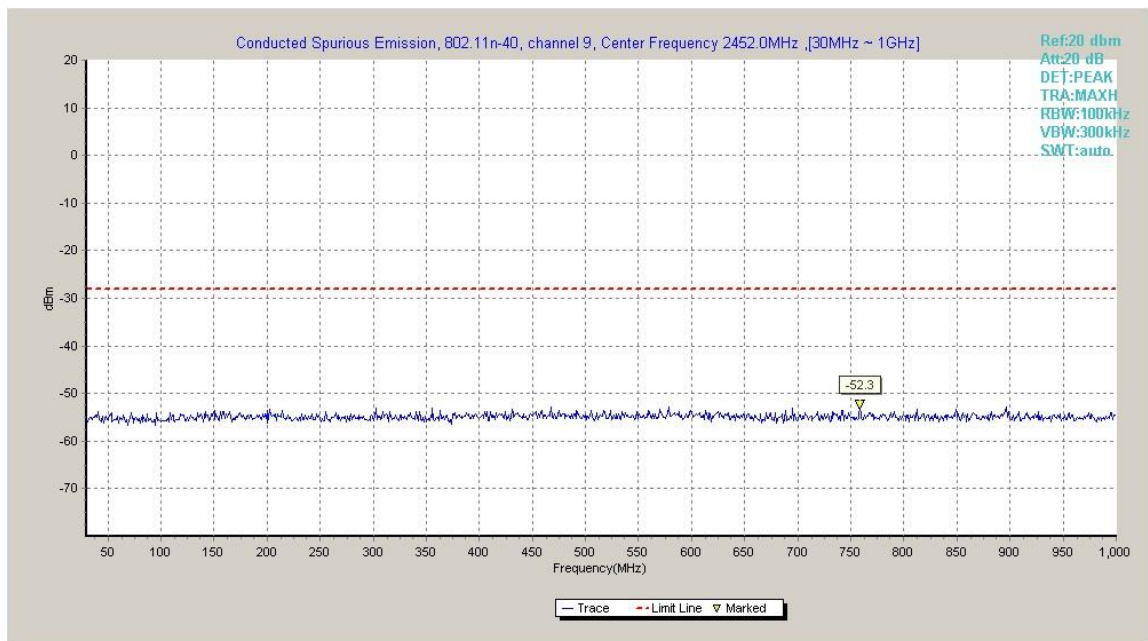
**Fig.A.6.1.87 Transmitter Spurious Emission - Conducted (802.11n-HT40, Ch6, 15 GHz-20 GHz)**



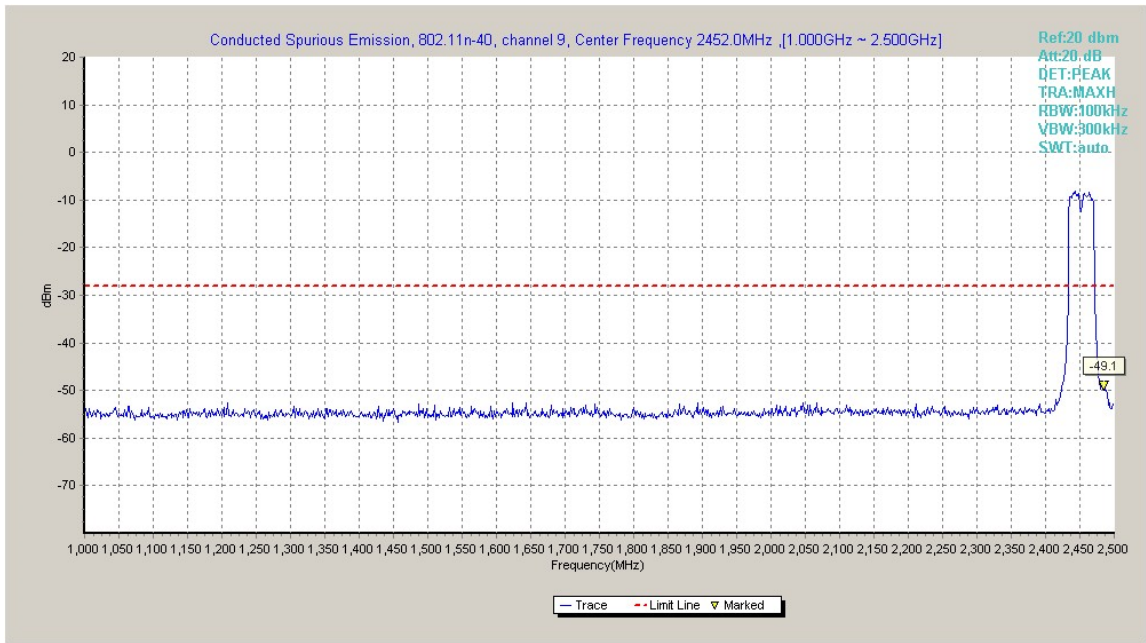
**Fig.A.6.1.88 Transmitter Spurious Emission - Conducted (802.11n-HT40, Ch6, 20 GHz-26 GHz)**



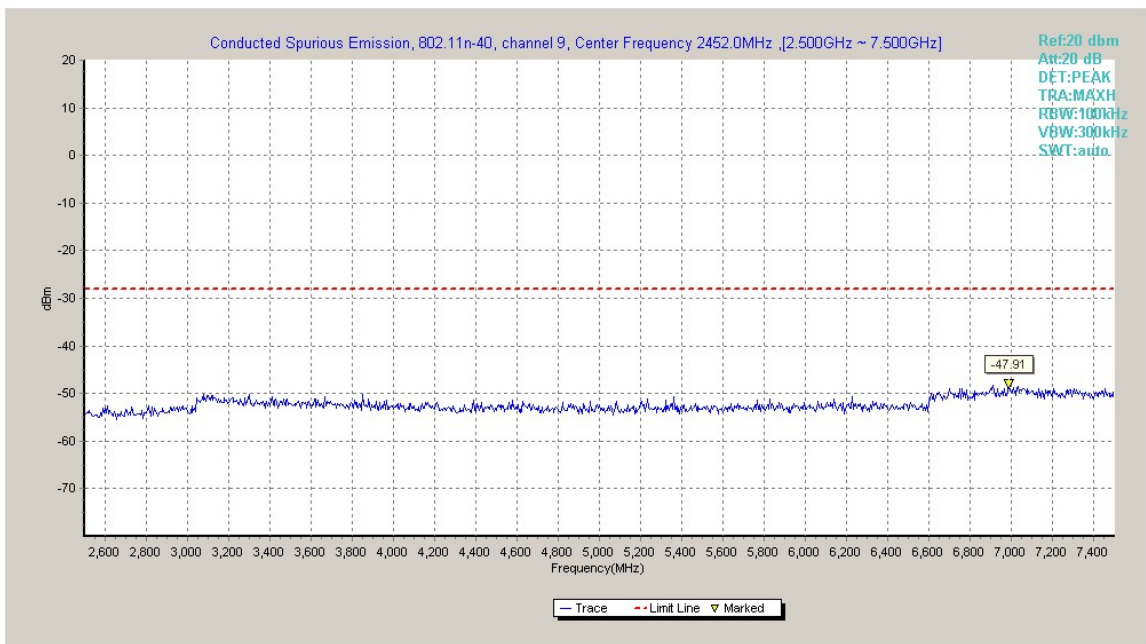
**Fig.A.6.1.89 Transmitter Spurious Emission - Conducted (802.11n-HT40, Ch9, Center Frequency)**



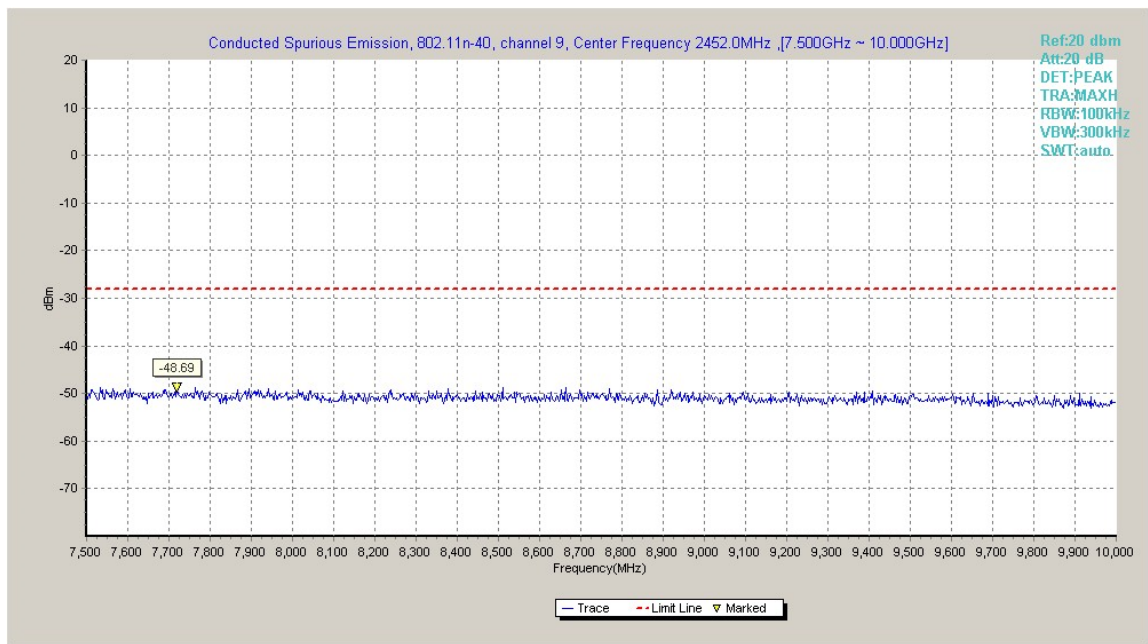
**Fig.A.6.1.90 Transmitter Spurious Emission - Conducted (802.11n-HT40, Ch9, 30 MHz-1 GHz)**



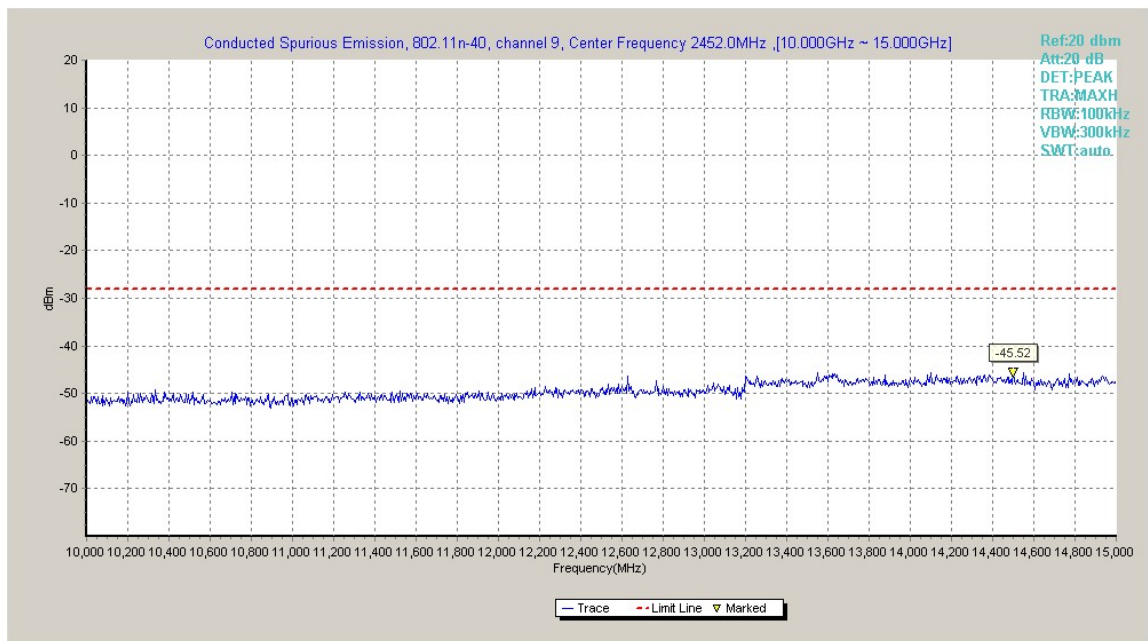
**Fig.A.6.1.91 Transmitter Spurious Emission - Conducted (802.11n-HT40, Ch9, 1 GHz-2.5 GHz)**



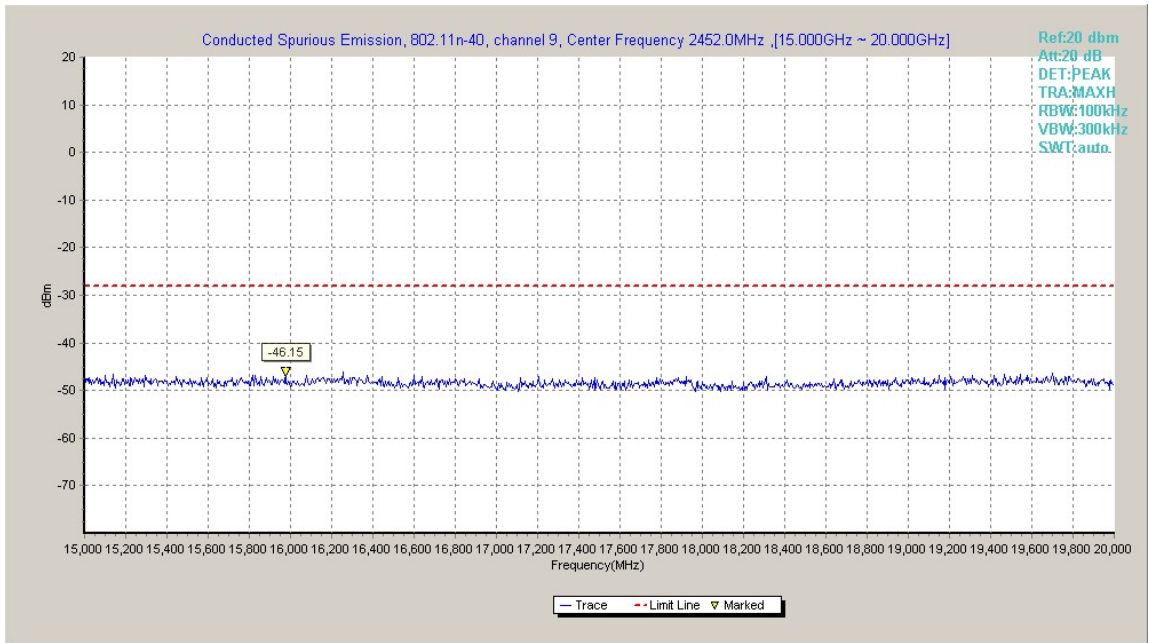
**Fig.A.6.1.92 Transmitter Spurious Emission - Conducted (802.11n-HT40, Ch9, 2.5 GHz-7.5 GHz)**



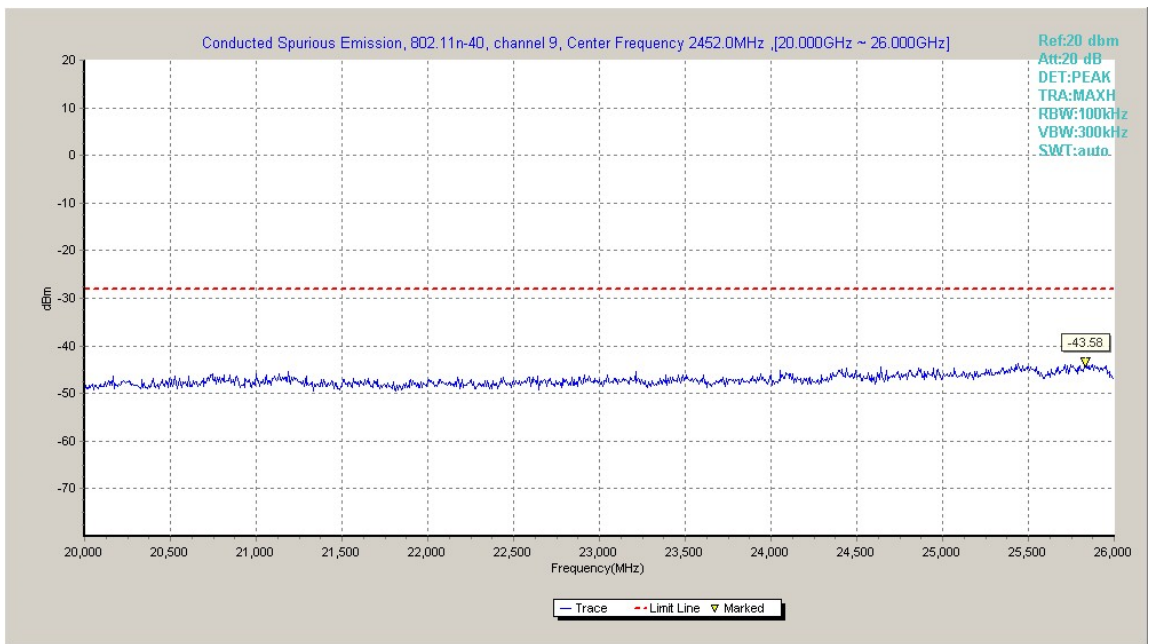
**Fig.A.6.1.93 Transmitter Spurious Emission - Conducted (802.11n-HT40, Ch9, 7.5 GHz-10 GHz)**



**Fig.A.6.1.94 Transmitter Spurious Emission - Conducted (802.11n-HT40, Ch9, 10 GHz-15 GHz)**



**Fig.A.6.1.95 Transmitter Spurious Emission - Conducted (802.11n-HT40, Ch9, 15 GHz-20 GHz)**



**Fig.A.6.1.96 Transmitter Spurious Emission - Conducted (802.11n-HT40, Ch9, 20 GHz-26 GHz)**



**A.6.2 Transmitter Spurious Emission - Radiated**

**Method of Measurement: See ANSI C63.10-2013-clause 6.4 &6.5 & 6.6**

**Measurement Limit:**

Standard	Limit
FCC 47 CFR Part 15.247, 15.205, 15.209	20dB below peak output power

In addition, radiated emissions which fall in the restricted bands, as defined in § 15.205(a), must also comply with the radiated emission limits specified in § 15.209(a) (see § 15.205(c)).

**Limit in restricted band:**

Frequency of emission (MHz)	Field strength(uV/m)	Field strength(dBuV/m)
30-88	100	40
88-216	150	43.5
216-960	200	46
Above 960	500	54

Frequency (MHz)	Field strength(µV/m)	Measurement distance (m)
0.009 - 0.490	2400/F(kHz)	300
0.490 - 1.705	24000/F(kHz)	30
1.705 – 30.0	30	30

**Test Condition**

The EUT was placed on a non-conductive table. The measurement antenna was placed at a distance of 3 meters from the EUT. During the tests, the antenna height and the EUT azimuth were varied in order to identify the maximum level of emissions from the EUT. This maximization process was repeated with the EUT positioned in each of its three orthogonal orientations.

Frequency of emission (MHz)	RBW/VBW	Sweep Time(s)
30-1000	100KHz/300KHz	5
1000-4000	1MHz/1MHz	15
4000-18000	1MHz/1MHz	40
18000-26500	1MHz/1MHz	20

**EUT ID: EUT1**

**Measurement Results:**

**802.11b mode**

Mode	Channel	Frequency Range	Test Results	Conclusion
802.11b	Power	2.38GHz ~2.45GHz	Fig.A.6.2.1	<b>P</b>
	1	1 GHz ~ 3 GHz	Fig.A.6.2.2	<b>P</b>
		3 GHz ~ 18 GHz	Fig.A.6.2.3	<b>P</b>
	6	30 MHz ~1 GHz	Fig.A.6.2.4	<b>P</b>
		1 GHz ~ 3 GHz	Fig.A.6.2.5	<b>P</b>
		3 GHz ~ 18 GHz	Fig.A.6.2.6	<b>P</b>
		18 GHz~ 26.5 GHz	Fig.A.6.2.7	<b>P</b>
	Power	2.45GHz ~2.5GHz	Fig.A.6.2.8	<b>P</b>
	11	1 GHz ~ 3 GHz	Fig.A.6.2.9	<b>P</b>
		3 GHz ~ 18 GHz	Fig.A.6.2.10	<b>P</b>

**802.11g mode**

Mode	Channel	Frequency Range	Test Results	Conclusion
802.11g	Power	2.38GHz ~2.43GHz	Fig.A.6.2.11	<b>P</b>
	1	1 GHz ~ 3 GHz	Fig.A.6.2.12	<b>P</b>
		3 GHz ~ 18 GHz	Fig.A.6.2.13	<b>P</b>
	6	30 MHz ~1 GHz	Fig.A.6.2.14	<b>P</b>
		1 GHz ~ 3 GHz	Fig.A.6.2.15	<b>P</b>
		3 GHz ~ 18 GHz	Fig.A.6.2.16	<b>P</b>
		18 GHz~ 26.5 GHz	Fig.A.6.2.17	<b>P</b>
	Power	2.45GHz ~2.5GHz	Fig.A.6.2.18	<b>P</b>
	11	1 GHz ~ 3 GHz	Fig.A.6.2.19	<b>P</b>
		3 GHz ~ 18 GHz	Fig.A.6.2.20	<b>P</b>

**802.11n-HT20 mode**

Mode	Channel	Frequency Range	Test Results	Conclusion
802.11n (HT20)	Power	2.38GHz ~2.45GHz	Fig.A.6.2.21	<b>P</b>
	1	1 GHz ~ 3 GHz	Fig.A.6.2.22	<b>P</b>
		3 GHz ~ 18 GHz	Fig.A.6.2.23	<b>P</b>
	6	30 MHz ~1 GHz	Fig.A.6.2.24	<b>P</b>
		1 GHz ~ 3 GHz	Fig.A.6.2.25	<b>P</b>
		3 GHz ~ 18 GHz	Fig.A.6.2.26	<b>P</b>
		18 GHz~ 26.5 GHz	Fig.A.6.2.27	<b>P</b>
	Power	2.45GHz ~2.5GHz	Fig.A.6.2.28	<b>P</b>
	11	1 GHz ~ 3 GHz	Fig.A.6.2.29	<b>P</b>
		3 GHz ~ 18 GHz	Fig.A.6.2.30	<b>P</b>

**802.11n-HT40 mode**

Mode	Channel	Frequency Range	Test Results	Conclusion
802.11n (HT40)	Power	2.38GHz ~2.45GHz	Fig.A.6.2.31	<b>P</b>
	3	1 GHz ~ 3 GHz	Fig.A.6.2.32	<b>P</b>
		3 GHz ~ 18 GHz	Fig.A.6.2.33	<b>P</b>
	6	30 MHz ~1 GHz	Fig.A.6.2.34	<b>P</b>
		1 GHz ~ 3 GHz	Fig.A.6.2.35	<b>P</b>
		3 GHz ~ 18 GHz	Fig.A.6.2.36	<b>P</b>
		18 GHz~ 26.5 GHz	Fig.A.6.2.37	<b>P</b>
	Power	2.45GHz ~2.5GHz	Fig.A.6.2.38	<b>P</b>
	9	1 GHz ~ 3 GHz	Fig.A.6.2.39	<b>P</b>
		3 GHz ~ 18 GHz	Fig.A.6.2.40	<b>P</b>

**Conclusion: Pass**

**Note:**

A "reference path loss" is established and the  $A_{Rpl}$  is the attenuation of "reference path loss", and including the gain of receive antenna, the gain of the preamplifier, the cable loss.

$P_{Mea}$  is the field strength recorded from the instrument.

The measurement results are obtained as described below:

$$\text{Result} = P_{Mea} + A_{Rpl} = P_{Mea} + \text{Cable Loss} + \text{Antenna Factor}$$

**AVERAGE**

**802.11b**

Ch1

Frequency (MHz)	Measurement Result (dBμV/m)	Cable loss (dB)	Antenna Factor (dB/m)	Receiver reading (dBμV)	Limit (dBμV/m)	Margin (dB)	Antenna Pol. (H/V)
2380.600	46.3	2.9	32.1	11.36	54.0	7.7	H
2385.700	46.3	2.9	32.0	11.41	54.0	7.7	H
4824.000	28.55	-32.8	34.5	26.81	54.0	25.4	H
7236.000	30.10	-31.7	36.1	25.74	54.0	23.9	H
9648.000	33.07	-30.4	37.0	26.39	54.0	20.9	H
12060.000	35.35	-29.6	39.3	25.68	54.0	18.7	H

Ch6

Frequency (MHz)	Measurement Result (dBμV/m)	Cable loss (dB)	Antenna Factor (dB/m)	Receiver reading (dBμV)	Limit (dBμV/m)	Margin (dB)	Antenna Pol. (H/V)
2387.200	46.5	2.9	32.0	11.63	54.0	7.5	H
2484.800	47.1	2.9	32.7	11.41	54.0	6.9	H
4874.000	28.55	-32.7	34.5	26.76	54.0	25.4	H
7311.000	29.67	-31.9	36.1	25.50	54.0	24.3	H
9748.000	32.60	-30.7	37.2	26.07	54.0	21.4	H
12185.000	35.25	-29.4	39.2	25.46	54.0	18.8	H

Ch11

Frequency (MHz)	Measurement Result (dBμV/m)	Cable loss (dB)	Antenna Factor (dB/m)	Receiver eading (dBμV)	Limit (dBμV/m)	Margin (dB)	Antenna Pol. (H/V)
2484.200	47.1	2.9	32.7	11.43	54.0	6.9	H
2485.600	47.0	2.9	32.7	11.34	54.0	7.0	H
4924.000	28.68	-33.1	34.5	27.26	54.0	25.3	H
7386.000	30.24	-31.8	36.0	26.03	54.0	23.8	H
9848.000	33.48	-30.1	37.3	26.23	54.0	20.5	H
12310.000	34.19	-29.7	39.2	24.71	54.0	19.8	H

802.11g

Ch1

Frequency (MHz)	Measurement Result (dBμV/m)	Cable loss (dB)	Antenna Factor (dB/m)	Receiver eading (dBμV)	Limit (dBμV/m)	Margin (dB)	Antenna Pol. (H/V)
2381.800	46.2	2.9	32.0	11.29	54.0	7.8	H
2384.600	46.3	2.9	32.0	11.37	54.0	7.7	H
4824.000	28.64	-32.8	34.5	26.90	54.0	25.4	H
7236.000	30.14	-31.7	36.1	25.77	54.0	23.9	H
9648.000	33.15	-30.4	37.0	26.46	54.0	20.9	H
12060.000	35.32	-29.6	39.3	25.64	54.0	18.7	H

Ch6

Frequency (MHz)	Measurement Result (dBμV/m)	Cable loss (dB)	Antenna Factor (dB/m)	Receiver eading (dBμV)	Limit (dBμV/m)	Margin (dB)	Antenna Pol. (H/V)
2386.400	46.3	2.9	32.0	11.45	54.0	7.7	H
2487.100	47.0	2.9	32.7	11.39	54.0	7.0	H
4874.000	28.63	-32.7	34.5	26.84	54.0	25.4	H
7311.000	29.68	-31.9	36.1	25.51	54.0	24.3	H
9748.000	32.56	-30.7	37.2	26.03	54.0	21.4	H
12185.000	35.28	-29.4	39.2	25.49	54.0	18.7	H

Ch11

Frequency (MHz)	Measurement Result (dBμV/m)	Cable loss (dB)	Antenna Factor (dB/m)	Receiver eading (dBμV)	Limit (dBμV/m)	Margin (dB)	Antenna Pol. (H/V)
2487.500	47.1	2.9	32.6	11.54	54.0	6.9	H
2489.600	46.9	2.9	32.6	11.38	54.0	7.1	H
4924.000	28.61	-33.1	34.5	27.20	54.0	25.4	H
7386.000	30.39	-31.8	36.0	26.18	54.0	23.6	H

9848.000	33.57	-30.1	37.3	26.32	54.0	20.4	H
12310.000	34.32	-29.7	39.2	24.85	54.0	19.7	H

**802.11n-HT20**

Ch1

Frequency (MHz)	Measurement Result (dBμV/m)	Cable loss (dB)	Antenna Factor (dB/m)	Receiver eading (dBμV)	Limit (dBμV/m)	Margin (dB)	Antenna Pol. (H/V)
2382.300	46.2	2.9	32.0	11.34	54.0	7.8	H
2387.400	46.3	2.9	32.0	11.48	54.0	7.7	H
4824.000	28.73	-32.8	34.5	26.98	54.0	25.3	H
7236.000	30.20	-31.7	36.1	25.84	54.0	23.8	H
9648.000	33.14	-30.4	37.0	26.45	54.0	20.9	H
12060.000	35.46	-29.6	39.3	25.79	54.0	18.5	H

Ch6

Frequency (MHz)	Measurement Result (dBμV/m)	Cable loss (dB)	Antenna Factor (dB/m)	Receiver eading (dBμV)	Limit (dBμV/m)	Margin (dB)	Antenna Pol. (H/V)
2386.900	46.4	2.9	32.0	11.55	54.0	7.6	H
2486.200	47.0	2.9	32.7	11.39	54.0	7.0	H
4874.000	28.76	-32.7	34.5	26.97	54.0	25.2	H
7311.000	29.78	-31.9	36.1	25.62	54.0	24.2	H
9748.000	32.72	-30.7	37.2	26.19	54.0	21.3	H
12185.000	35.30	-29.4	39.2	25.50	54.0	18.7	H

Ch11

Frequency (MHz)	Measurement Result (dBμV/m)	Cable loss (dB)	Antenna Factor (dB/m)	Receiver eading (dBμV)	Limit (dBμV/m)	Margin (dB)	Antenna Pol. (H/V)
2484.600	47.2	2.9	32.7	11.54	54.0	6.8	H
2489.150	47.0	2.9	32.6	11.47	54.0	7.0	H
4924.000	28.78	-33.1	34.5	27.36	54.0	25.2	H
7386.000	30.35	-31.8	36.0	26.14	54.0	23.7	H
9848.000	33.66	-30.1	37.3	26.41	54.0	20.3	H
12310.000	34.34	-29.7	39.2	24.86	54.0	19.7	H

**802.11n-HT40**

Ch3

Frequency (MHz)	Measurement Result (dBμV/m)	Cable loss (dB)	Antenna Factor (dB/m)	Receiver eading (dBμV)	Limit (dBμV/m)	Margin (dB)	Antenna Pol. (H/V)
2381.000	46.2	2.9	32.1	11.26	54.0	7.8	H
2385.600	46.2	2.9	32.0	11.31	54.0	7.8	H
4844.000	28.73	-32.7	34.5	26.93	54.0	25.3	H
7266.000	30.46	-31.9	36.1	26.23	54.0	23.5	H
9688.000	32.82	-30.7	37.1	26.44	54.0	21.2	H
12110.000	35.00	-29.5	39.3	25.23	54.0	19.0	H

Ch6

Frequency (MHz)	Measurement Result (dBμV/m)	Cable loss (dB)	Antenna Factor (dB/m)	Receiver eading (dBμV)	Limit (dBμV/m)	Margin (dB)	Antenna Pol. (H/V)
2382.400	46.1	2.9	32.0	11.20	54.0	7.9	H
2485.600	47.1	2.9	32.7	11.47	54.0	6.9	H
4874.000	28.80	-32.7	34.5	27.01	54.0	25.2	H
7311.000	29.85	-31.9	36.1	25.69	54.0	24.1	H
9748.000	32.74	-30.7	37.2	26.21	54.0	21.3	H
12185.000	35.39	-29.4	39.2	25.60	54.0	18.6	H

Ch9

Frequency (MHz)	Measurement Result (dBμV/m)	Cable loss (dB)	Antenna Factor (dB/m)	Receiver eading (dBμV)	Limit (dBμV/m)	Margin (dB)	Antenna Pol. (H/V)
2484.900	47.0	2.9	32.7	11.34	54.0	7.0	H
2486.500	47.0	2.9	32.7	11.38	54.0	7.0	H
4904.000	28.93	-32.9	34.5	27.32	54.0	25.1	H
7356.000	30.81	-31.9	36.1	26.66	54.0	23.2	H
9808.000	32.92	-30.4	37.3	26.01	54.0	21.1	H
12260.000	34.80	-29.6	39.2	25.17	54.0	19.2	H

**PEAK**

**802.11b**

Ch1

Frequency (MHz)	Measurement Result (dBμV/m)	Cable loss (dB)	Antenna Factor (dB/m)	Receiver eading (dBμV)	Limit (dBμV/m)	Margin (dB)	Antenna Pol. (H/V)
2388.694	59.2	2.9	32.0	24.36	74.0	14.8	H
2381.050	59.8	2.9	32.1	24.94	74.0	14.2	H
17784.750	53.7	-23.4	41.0	36.15	74.0	20.3	H

17809.500	53.2	-23.0	41.0	35.23	74.0	20.8	H
17802.750	52.8	-23.1	41.0	34.98	74.0	21.2	V
17778.000	52.7	-23.5	41.0	35.20	74.0	21.3	H

Ch6

Frequency (MHz)	Measurement Result (dBμV/m)	Cable loss (dB)	Antenna Factor (dB/m)	Receiver eading (dBμV)	Limit (dBμV/m)	Margin (dB)	Antenna Pol. (H/V)
2314.200	48.4	-27.8	31.1	45.10	74.0	25.6	H
2634.400	51.8	-26.8	33.5	45.10	74.0	22.2	H
17794.500	55.0	-23.2	41.0	37.26	74.0	19.0	V
17812.500	53.8	-23.0	40.9	35.85	74.0	20.2	V
17806.500	52.9	-23.0	41.0	34.97	74.0	21.1	H
17766.000	52.9	-23.7	41.0	35.59	74.0	21.1	V

Ch11

Frequency (MHz)	Measurement Result (dBμV/m)	Cable loss (dB)	Antenna Factor (dB/m)	Receiver eading (dBμV)	Limit (dBμV/m)	Margin (dB)	Antenna Pol. (H/V)
2484.350	60.6	2.9	32.7	24.92	74.0	13.4	H
2483.630	60.9	2.9	32.8	25.25	74.0	13.1	H
17801.250	53.2	-23.1	41.0	35.32	74.0	20.8	H
17811.750	52.9	-23.0	41.0	34.97	74.0	21.1	V
17816.250	52.5	-23.1	40.9	34.67	74.0	21.5	H
17811.000	52.5	-23.0	41.0	34.59	74.0	21.5	H

802.11g

Ch1

Frequency (MHz)	Measurement Result (dBμV/m)	Cable loss (dB)	Antenna Factor (dB/m)	Receiver eading (dBμV)	Limit (dBμV/m)	Margin (dB)	Antenna Pol. (H/V)
2387.378	59.2	2.9	32.0	24.33	74.0	14.8	H
2380.266	59.6	2.9	32.1	24.73	74.0	14.4	H
17799.000	54.5	-23.2	41.0	36.74	74.0	19.5	V
17795.250	53.5	-23.2	41.0	35.77	74.0	20.5	H
17803.500	52.9	-23.1	41.0	35.00	74.0	21.1	H
17826.000	52.8	-23.2	40.9	35.07	74.0	21.2	V

Ch6

Frequency (MHz)	Measurement Result (dBμV/m)	Cable loss (dB)	Antenna Factor (dB/m)	Receiver eading (dBμV)	Limit (dBμV/m)	Margin (dB)	Antenna Pol. (H/V)
2359.000	49.4	-27.6	31.8	45.22	74.0	24.6	H

2648.400	52.1	-26.7	33.7	45.18	74.0	21.9	H
17826.000	54.1	-23.2	40.9	36.43	74.0	19.9	H
17823.750	53.3	-23.2	40.9	35.56	74.0	20.7	H
17724.000	52.8	-24.4	41.0	36.16	74.0	21.2	H
17814.750	52.6	-23.1	40.9	34.69	74.0	21.4	H

Ch11

Frequency (MHz)	Measurement Result (dBμV/m)	Cable loss (dB)	Antenna Factor (dB/m)	Receiver eading (dBμV)	Limit (dBμV/m)	Margin (dB)	Antenna Pol. (H/V)
2483.840	59.9	2.9	32.8	24.25	74.0	14.1	H
2485.260	59.5	2.9	32.7	23.84	74.0	14.5	H
17801.250	53.8	-23.1	41.0	35.94	74.0	20.2	H
17809.500	52.9	-23.0	41.0	34.97	74.0	21.1	V
17814.750	52.6	-23.1	40.9	34.74	74.0	21.4	H
17822.250	52.6	-23.2	40.9	34.83	74.0	21.4	V

802.11n-HT20

Ch1

Frequency (MHz)	Measurement Result (dBμV/m)	Cable loss (dB)	Antenna Factor (dB/m)	Receiver eading (dBμV)	Limit (dBμV/m)	Margin (dB)	Antenna Pol. (H/V)
2382.352	59.5	2.9	32.0	24.65	74.0	14.5	H
2387.056	59.1	2.9	32.0	24.22	74.0	14.9	H
17765.250	53.6	-23.7	41.0	36.28	74.0	20.4	V
17805.000	53.0	-23.1	41.0	35.14	74.0	21.0	V
17795.250	52.5	-23.2	41.0	34.79	74.0	21.5	H
17811.000	52.3	-23.0	41.0	34.41	74.0	21.7	V

Ch6

Frequency (MHz)	Measurement Result (dBμV/m)	Cable loss (dB)	Antenna Factor (dB/m)	Receiver eading (dBμV)	Limit (dBμV/m)	Margin (dB)	Antenna Pol. (H/V)
2363.800	49.4	-27.4	31.9	44.84	74.0	24.6	H
2629.600	52.4	-26.8	33.4	45.81	74.0	21.6	H
17821.500	53.9	-23.2	40.9	36.15	74.0	20.1	V
17805.750	53.0	-23.1	41.0	35.06	74.0	21.0	H
17807.250	52.9	-23.0	41.0	34.95	74.0	21.1	V
17808.750	52.7	-23.0	41.0	34.72	74.0	21.3	V

Ch11

Frequency (MHz)	Measurement Result	Cable loss	Antenna Factor	Receiver eading	Limit (dBμV/m)	Margin (dB)	Antenna Pol.
-----------------	--------------------	------------	----------------	-----------------	----------------	-------------	--------------



	(dBμV/m)	(dB)	(dB/m)	(dBμV)			(H/V)
2484.350	63.9	2.9	32.7	28.21	74.0	10.1	H
2485.460	61.7	2.9	32.7	26.05	74.0	12.3	H
17794.500	53.5	-23.2	41.0	35.78	74.0	20.5	H
17779.500	52.8	-23.5	41.0	35.30	74.0	21.2	V
17795.250	52.7	-23.2	41.0	34.92	74.0	21.3	V
17800.500	52.4	-23.1	41.0	34.58	74.0	21.6	H

### 802.11n-HT40

#### Ch3

Frequency (MHz)	Measurement Result (dBμV/m)	Cable loss (dB)	Antenna Factor (dB/m)	Receiver eading (dBμV)	Limit (dBμV/m)	Margin (dB)	Antenna Pol. (H/V)
2380.750	59.5	2.9	32.1	24.60	74.0	14.5	H
2385.236	59.6	2.9	32.0	24.75	74.0	14.4	H
17805.000	52.5	-23.1	41.0	34.60	74.0	21.5	V
17797.500	52.4	-23.2	41.0	34.66	74.0	21.6	V
17818.500	52.4	-23.1	40.9	34.56	74.0	21.6	V
17812.500	52.3	-23.0	40.9	34.38	74.0	21.7	H

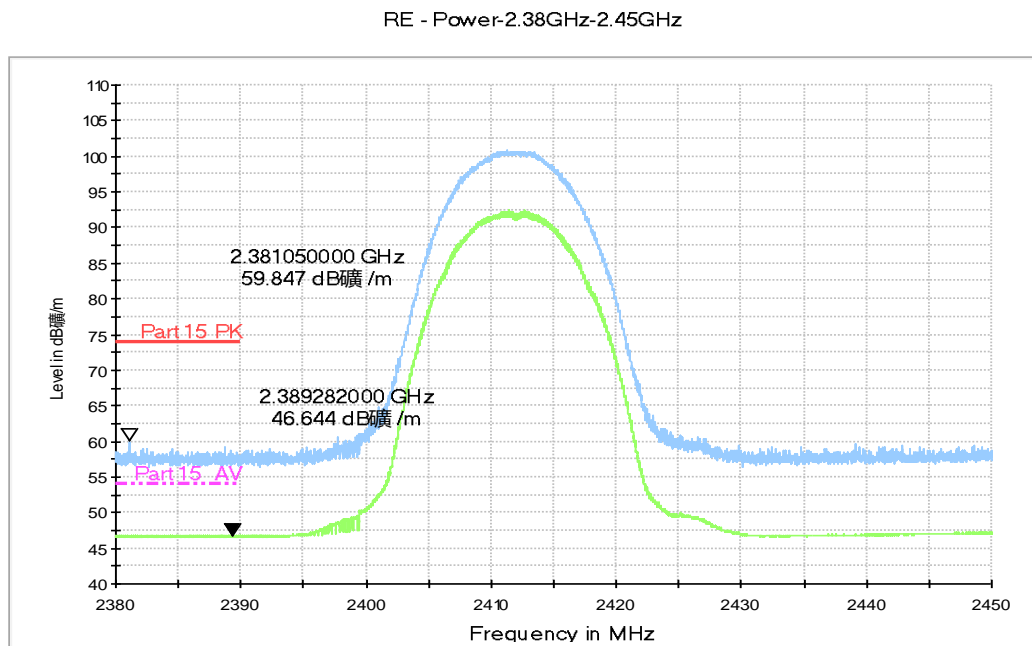
#### Ch6

Frequency (MHz)	Measurement Result (dBμV/m)	Cable loss (dB)	Antenna Factor (dB/m)	Receiver eading (dBμV)	Limit (dBμV/m)	Margin (dB)	Antenna Pol. (H/V)
2359.400	49.1	-27.6	31.8	44.84	74.0	24.9	H
2669.800	52.3	-26.7	33.5	45.54	74.0	21.7	H
17810.250	53.2	-23.0	41.0	35.26	74.0	20.8	V
17877.000	52.7	-23.9	40.9	35.74	74.0	21.3	H
17792.250	52.5	-23.3	41.0	34.79	74.0	21.5	V
17800.500	52.5	-23.1	41.0	34.64	74.0	21.5	V

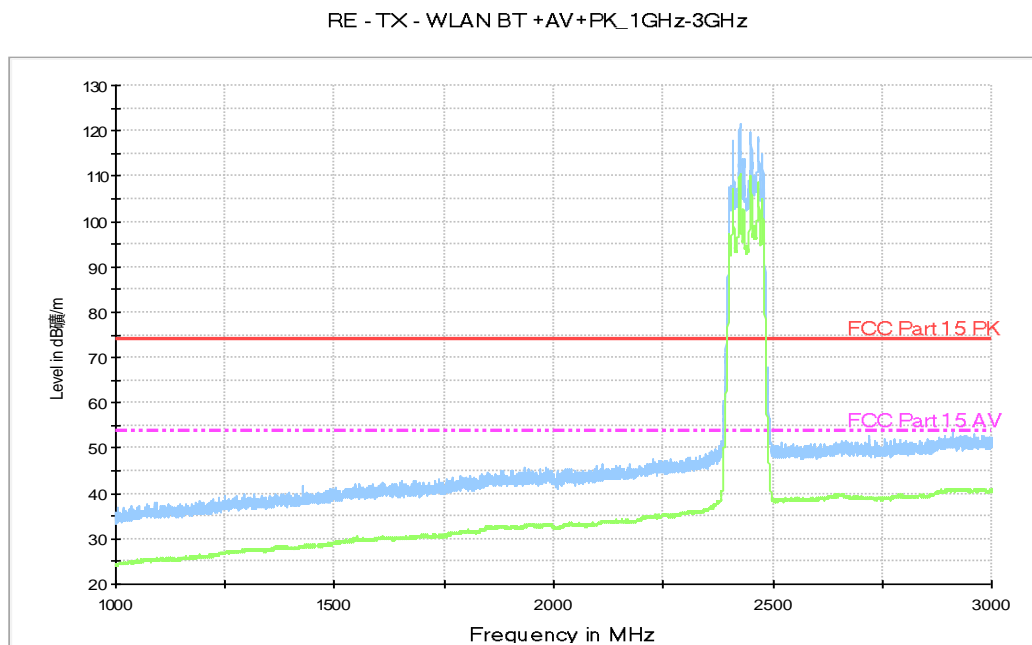
#### Ch9

Frequency (MHz)	Measurement Result (dBμV/m)	Cable loss (dB)	Antenna Factor (dB/m)	Receiver eading (dBμV)	Limit (dBμV/m)	Margin (dB)	Antenna Pol. (H/V)
2483.600	59.7	2.9	32.8	24.04	74.0	14.3	H
2487.730	61.1	2.9	32.6	25.49	74.0	12.9	H
17787.750	53.4	-23.3	41.0	35.81	74.0	20.6	V
17804.250	53.0	-23.1	41.0	35.10	74.0	21.0	H
17790.750	52.5	-23.3	41.0	34.88	74.0	21.5	V
17800.500	52.5	-23.1	41.0	34.64	74.0	21.5	V

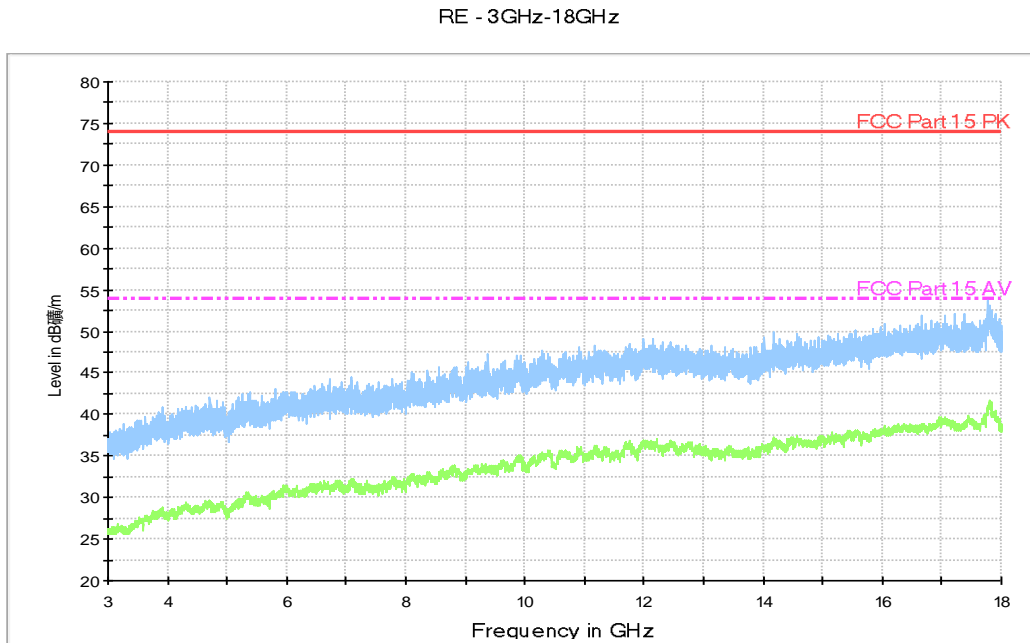
Test graphs as below:



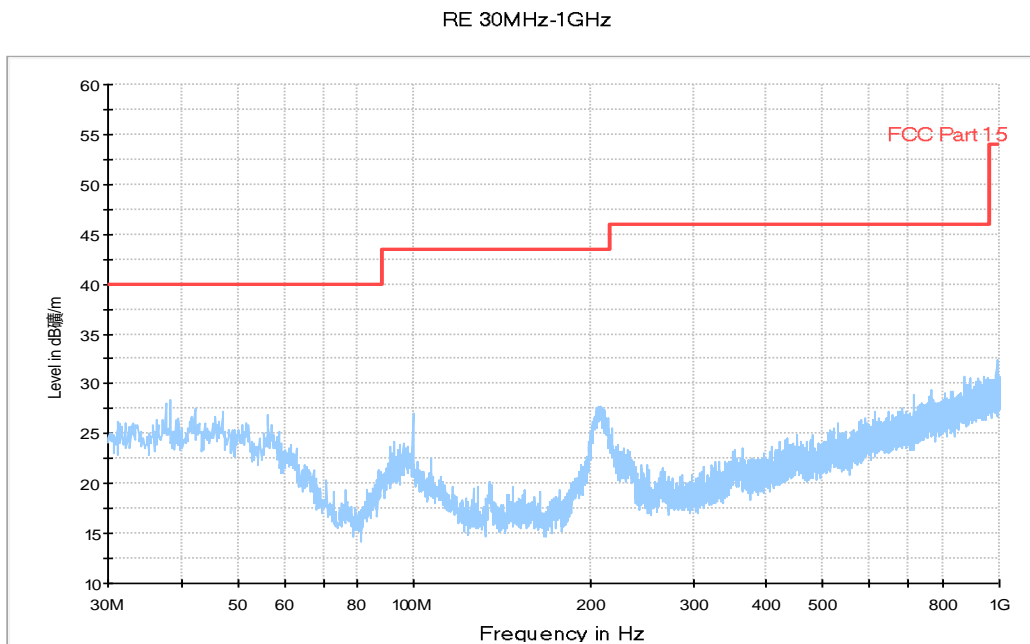
**Fig.A.6.2.1 Transmitter Spurious Emission - Radiated (Power): 802.11b, ch1, 2.38 GHz – 2.45GHz**



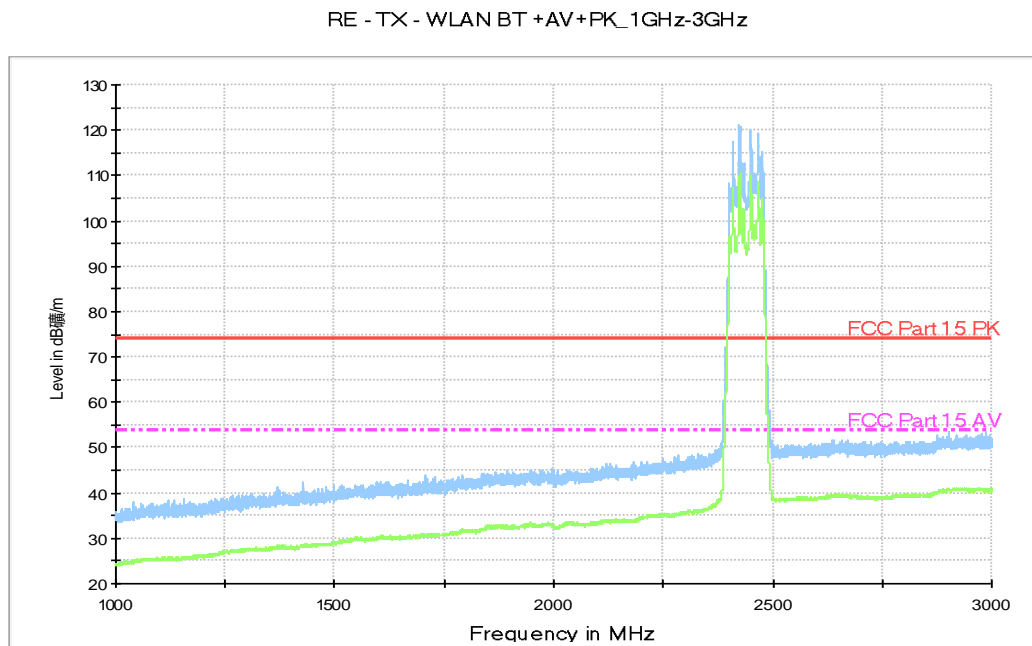
**Fig.A.6.2.2 Transmitter Spurious Emission - Radiated (802.11b, Ch1, 1 GHz-3 GHz)**



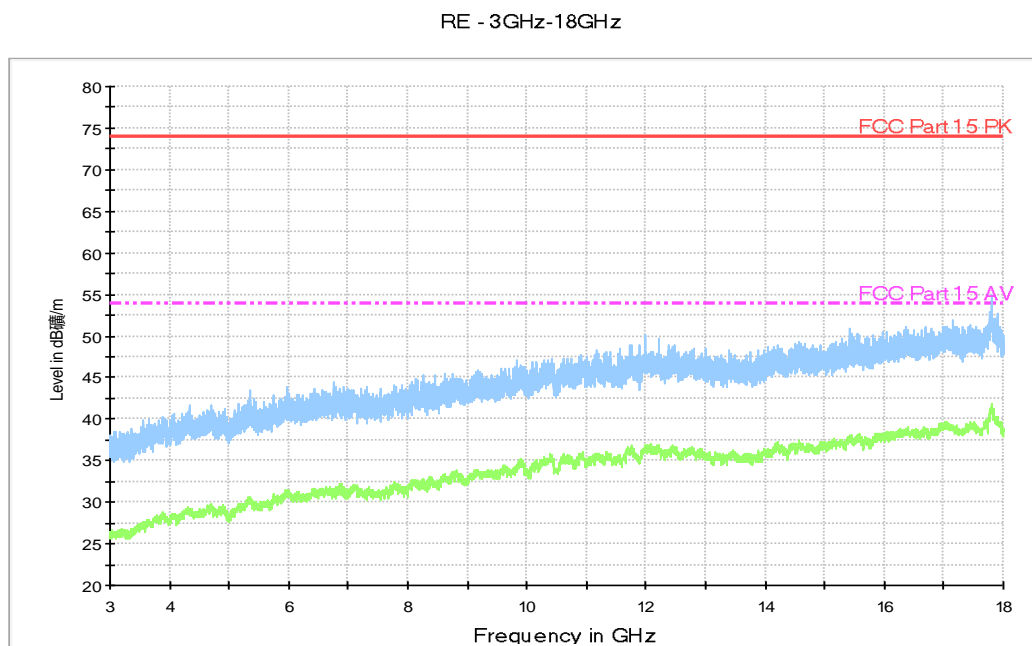
**Fig.A.6.2.3 Transmitter Spurious Emission - Radiated (802.11b, Ch1, 3 GHz-18 GHz)**



**Fig.A.6.2.4 Transmitter Spurious Emission - Radiated (802.11b, Ch6, 30 MHz-1 GHz)**



**Fig.A.6.2.5 Transmitter Spurious Emission - Radiated (802.11b, Ch6, 1 GHz-3 GHz)**



**Fig.A.6.2.6 Transmitter Spurious Emission - Radiated (802.11b, Ch6, 3 GHz-18 GHz)**