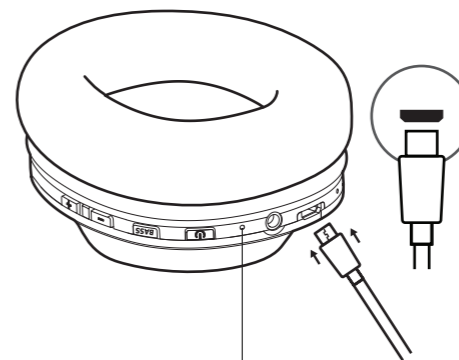
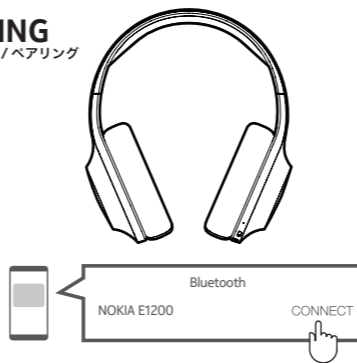
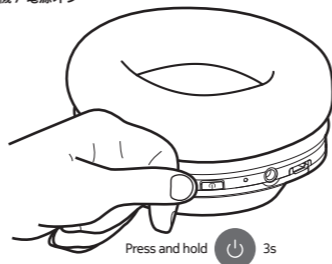
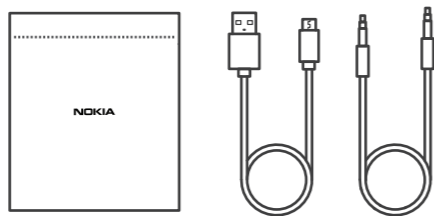


E1200

Essential Wireless Headphones


User guide / 用户指南 / 用戶指南 / ユーザーガイド




LED

	Red
	Red

MUSIC



CALL



VOICE ASSISTANT



TROUBLE SHOOTING
疑难排除 / 疑難排除 / コントロール

Problem	Reason	Solution
Cannot turn on/ Do not react	Battery Low	Charge headphones for 2-3 hours and restart the headphones
No sound after paired	Wrong pairing	Pair again or reset headphones
Turn off automatically	Battery Low	Charge headphones for 2-3 hours
Red light flashes on headphones	Battery Low	Charge headphones
Headphones cannot be charged	Power supply problem	Perform a restart of the headphones
No light when charging	Power supply problem	Check if the charging cable is plugged in. Ensure the switch button is turned on.
Hearing echo	Volume is too loud or environment is noisy	Adjust the volume or change place
Noise in call	Environment interference caused or distance between headphones and mobile is too far	Change a place or move closer the headphones and devices
The sound occasionally drops out	Environment interference caused or distance between headphones and mobile is too far	Make sure the headphones are transmission range of the bluetooth device
The sound is too low	Volume is too low	Increase the volume

TROUBLE SHOOTING
疑难排除 / 疑難排除 / コントロール

故障	原因	解決方法
启动失败	低电量	为耳机充电
配对后没有声音	配对程序出错	先重置耳机再重新配对
耳机自动关机	低电量	为耳机充电
耳机在通话中亮红灯	低电量警告	请立即为耳机充电
耳机不能充电	电源问题	先重启耳机及为耳机充电
充电期间没有指示灯	电源问题	检查充电线是否插好及电源是否开启
迴声	音量太高或环境过于嘈杂	调整音量或改变使用环境
电话中的噪音	环境干扰或耳机跟设备距离超出范围	改变使用环境或缩短耳机和设备之间的距离
信号不好及有断续	环境干扰或耳机跟设备距离超出范围	远离干扰信号或缩短耳机与设备之间的距离
声音太少	音量太低	调高音量

TROUBLE SHOOTING
疑难排除 / 疑難排除 / コントロール

故障	原因	解決方法
啟動失敗	低電量	為耳機充電
配對後沒有聲音	配對程序出錯	先重置耳機再重新配對
耳機自動關機	低電量	為耳機充電
耳機在通話中亮紅燈	低電量警告	請立即為耳機充電
耳機不能充電	電源問題	先重啟耳機及為耳機充電
充電期間沒有指示燈	電源問題	檢查充電線是否插好及電源是否開啟
迴聲	音量太高或環境過於嘈雜	調整音量或改變使用環境
電話中的噪音	環境干擾或耳機跟設備距離超出範圍	改變使用環境或縮短耳機和設備之間的距離
信號不良及有斷續	環境干擾或耳機跟設備距離超出範圍	遠離干擾信號或縮短耳機與設備之間的距離
聲音太少	音量太低	調高音量

TROUBLE SHOOTING
疑难排除 / 疑難排除 / コントロール

Problem	Reason	Solution
Cannot turn on/ Do not react	Battery Low	Charge headphones for 2-3 hours and restart the headphones
No sound after paired	Wrong pairing	Pair again or reset headphones
Turn off automatically	Battery Low	Charge headphones for 2-3 hours
Red light flashes on headphones	Battery Low	Charge headphones
Headphones cannot be charged	Power supply problem	Perform a restart of the headphones
No light when charging	Power supply problem	Check if the charging cable is plugged in. Ensure the switch button is turned on.
Hearing echo	Volume is too loud or environment is noisy	Adjust the volume or change place
Noise in call	Environment interference caused or distance between headphones and mobile is too far	Change a place or move closer the headphones and devices
The sound occasionally drops out	Environment interference caused or distance between headphones and mobile is too far	Make sure the headphones are transmission range of the bluetooth device
The sound is too low	Volume is too low	Increase the volume



RichGO Technology (Shenzhen) Co.Ltd is a licensee of the Nokia brand for earphones and mobile accessories. Nokia is a registered trademark of Nokia Corporation.

The BLUETOOTH® word mark and logos are registered trademarks owned by Bluetooth SIG, Inc. and any use of such marks by RichGO is under license.

For product support, please visit <http://www.Nokia.com/shop/support> or call 400993019 (CN)

