

1. TEST SETUP PHOTOGRAPHS

1.1. Photo of Radiated Emissions Measurement




Fig.1




Fig.2




Fig.3

1.2. Photo of Line Conducted Emissions Measurement



Fig.4



Fig.5