65

105

iWALK®

User's manual

SCORPION AIR

PORTABLE POWER WITH WIRELESS CHARGING

UBA8000

Built in Lightning, USB-C, Micro USB and Self Charging cable

Focus On True Value™

Safety precautions

Please read the following carefully before using the iWALK product. Incorrect use or incompatibility with device may result in reduced battery performance or damage to your device.

01. Check device voltage for compatibility with this product.
02. Do not insert any metallic object into the product. This may cause the unit to short out.
03. Keep product out of direct sunlight (storage temperature: -10 °C~40°C)
04. Do not disassemble or mishandle product.
05. Do not place product near fire or high-temperature environments, to avoid risk of fire or explosions.
06. Avoid leaving product in a humid environment.
07. Keep product out of reach of children and pets.
08. When liquid from product splashes into eyes, do not rub. Rinse eyes with clean water and seek medical treatment when it is necessary.
09. Once electrolyte splashes to skin or cloth, wash with clean water immediately.
10. Product will heat up slightly when charging and discharging.
11. Please use 5V/2.0A. Aadapter to charge the product. It will take a longer time to charge the product through computer.
12. Marked capacity is based on internal 3.7 V standard battery.
13. In case of abnormalities during usage, stop using the product immediately and contact our service department.

※ Thank you for using this digital product of our company. In order to let you experience the product swimmingly, detailed instruction is provided which you can find the product's introduction, usage and other information. Before using this product, please read the manual carefully, so that you can correctly use it. In case of any printing or translation error, we apologize for the inconvenience. As for the content change, we are sorry for no further notice.

FCC Statement

Changes or modifications not expressly approved by the party responsible for compliance could void the user's authority to operate the equipment.
This equipment has been tested and found to comply with the limits for a Class B digital device, pursuant to Part 15 of the FCC Rules. These limits are designed to provide reasonable protection against harmful interference in a residential installation.
This equipment generates uses and can radiate radio frequency energy and, if not installed and used in accordance with the instructions, may cause harmful interference to radio communications. However, there is no guarantee that interference will not occur in a particular installation.
If this equipment does cause harmful interference to radio or television reception, which can be determined by turning the equipment off and on, the user is encouraged to try to correct the interference by one or more of the following measures:
-- Reorient or relocate the receiving antenna.
-- Increase the separation between the equipment and receiver.
-- Connect the equipment into an outlet on a circuit different from that to which the receiver is connected.
-- Consult the dealer or an experienced radio/TV technician for help

This device complies with part 15 of the FCC rules.
Operation is subject to the following two conditions:
(1)this device may not cause harmful interference,
(2) this device must accept any interference received, including interference that may cause undesired operation.

Ports and Controls

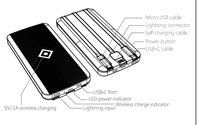

Press the button to see the battery power.
The relationship between discharging indicators and battery power:

1) Four lights stay on: power 76%~100%
2) Three lights stay on: power 51%~75%
3) Two lights stay on: power 26%~50%
4) One light stays on: power 1%~25%

Four lights off, power=0. At this point, UBA8000 is unable to charge any devices.Power indicator will be off after 60 seconds, press the power button to see the remaining battery.

Operation instructions

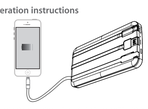

Be sure the charging voltage of your device is compatible with it .

1. Connect UBA8000 with digital devices via correct ports.
2. Press the power button to start charging.The LED power indicator will show the remaining power.
3. Please disconnect after devices are fully charged.

Charging

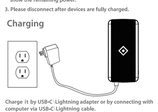

Charge it by USB-C- Lightning adapter or by connecting with computer via USB-C Lightning cable.
(Please charge this product with a qualified adapter. Due to different charging methods and charging environments, the time needed for charging may vary.)
Charge UBA8000 with Self charging cable.

Charge simultaneously.



When the UBA8000 is turned on, please place a mobile phone which functions wireless charging (e.g. iPhone 8, iPhone X, Samsung S8) on the wireless charging pad. When the blue indicator lights up, the charging begins.

The indicator will light out after the mobile phone is removed, the UBA8000 will turn into standby mode and automatically turn off in 60 seconds.

When the UBA8000 begin wireless charging,UBA8000 can charge the another device by built-in cable.

Specifications

Model No	UBA8000
Product Name	Scorpion Air
Capacity	8000mAh(3.7V/29.6Wh)
DC-IN	5V/2.0A
DC-OUT	5V/2.4A
Wireless Charge emission	5W
Size	157x75x15.1mm
Weight	220g

Troubleshooting

1. UBA8000 will not power on if unused for an extended period of time. When UBA8000 is left unused for an extended duration, it will discharge gradually until no power remains. Product will work normally after 2-3 minutes of charging. We suggest to charge the product every 3 months to maintain its best functionality.
2. UBA8000 heats up during charge and discharge cycles. This is a common occurrence, due to power consumption, and will not affect products functionality. The product will not overheat due to its built-in overcharge protection circuitry.

Warranty card

Thank you for purchasing this iWALK product.
Our product's warranty period is 12 months starting from the date of purchase. Within the warranty period free service will be provided if the product has any quality problems (requires warranty card with distributor's official stamp and valid S/N).

Paid service: customer will incur a repair charge as follows:
- No valid warranty card or warranty card incompatible.
- No S/N or S/N incompatible with warranty card
- Malfunction caused by artificial damages (like external impact or submerging product into water, etc.)
- Misuse of the product. User has not followed the instructions in the manual.
- Product disassembled or repaired by individual or unauthorized service center.
- Damages caused by storing the product in a hot or humid environment.
- Defects or malfunctions due to acts of God.

Model no.	
Product name	
Serial no.	
Date of purchase	
Manufacturer	
Maintenance record	

Address	
Customer service date	
Customer name	

(Please complete warranty card and use for any future warranty service)

PA946