90

90

iWALK

Welcome Guide

PowerGrip Mag

DBL6000M

使用说明书 | user's manual | Manuel d'utilisation
Bedienungsanleitung | Manuale d'istruzione
Manual de instrucciones | 取扱説明書

包装内包含/Package Contains/L'emballage contenant/Die verpackung umfasst/Imballaggi contenenti/El paquete contiene/包装に含まれる

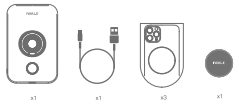

x1	x1	x3	x1
PowerGrip Mag	Charge Cable	Alignment Paper	MagSticker

产品介绍/Product Introduction/Présentation des produits/Beschreibung der erzeugnisse/Introduzione del prodotti/Presentación del producto/製品の紹介

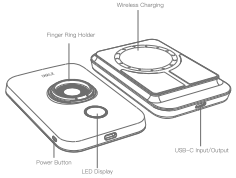

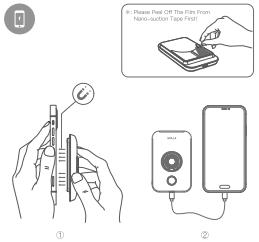

① ②

① ② ③

如果您的iPhone不支持MagSafe或iPhone 12 苹果及没有MagSafe功能的情况下，则需要通过MagsticKer来固件粘贴于iPhone上。

For your iPhone that do not support MagSafe or the iPhone 12 without a MagSafe case, the MagsticKer is required to enable magnetic attachment with our Wireless Power Bank.

Si votre iPhone ne supporte pas MagSafe ou si l'iPhone 12 n'a pas MagSafe, vous devez adsorber notre produit via MagsticKer.

Wenn Ihr iPhone MagSafe nicht unterstützt oder die iPhone 12 Handyhülle nicht über MagSafe verfügt, müssen Sie unser Produkt über MagsticKer adsorbieren.

Se il tuo iPhone non sostiene MagSafe o se il caso dell'iPhone 12 non ha MagSafe, è necessario adsorbire il nostro prodotto attraverso MagsticKer.

Si su iPhone no soporta MagSafe o si la funda del iPhone 12 no tiene MagSafe, usted necesita adsorbir nuestro producto a través de MagsticKer.

iphone用magsafe に対応していない場合やiphone 12シリーズにcaseがの機能がない場合はmagsticker で製品を吸着させる必要があります。

Warranty card

Carte de garantie | Garantiekarte | Scheda di garanzia
Hoja de garantía | 製品パラメータ

Thank you for purchasing the iWALK product.
Our product's warranty period is 12 months starting from the date of purchase.Within the warranty period, free service will be provided to the consumer. If the product has any quality problems(requiring warranty card with distributor's official stamp and valid S/N).

Paid service:customer will incur a repair charge as follows:
-No valid warranty card or warranty card incompatible.
-No S/N or S/N incompatible with warranty card.
-Malfunction caused by artificial damages(like external impact or submerging product into water,ect.)
-Misuse of the product User has not followed the instructions in the manual.
-Product disassembled or repaired by individual or unauthorized service center.
-Damages caused by storing the product in a hot or humid environment.
-Defects or malfunctions due to force majeure.

Dealer's Information	User's Information
Dealer Name: Product Type: Tel: Sales Date:	Model No: Product Name: User's Name: E-mail: Tel: ZIP: Warranty Content:

(Please complete warranty card and use for any future warranty service)

Focus On True Value™

Service@iWALKART
31485407077(EU Logistic Center)
4008400401(Mon-Fri 8:00-17:00 (China+8))
8045960067(Mon-Fri 8:00-17:00 (Head Office)
@iWALKBrand
@iWALKJapan
@iWALKBrand

U2G GLOBAL CO.,LTD.
Head Office:22F,No.8,Beiqijia Branch Road 168,Jinwu Fujian,China

LA's Office : 289 Terminal Drive Plainview, NY 11803
Dubai Logistic Center : 201, Ajman centre, Bank Street,Dur Dubai, UAE。
Korea Office : 4-1 Rm 104,8 Gamcheon-gu, Busan Korea
Eu Logistic Center: A. Hofstraaten,7 7447GW Hengelo, Netherland

物流商：厦门广同电子商贸公司U2G GLOBAL CO.,LTD.
工厂地址：中国福建省厦门市集美区杏林路168号4D2大楼，361021

Made in China

PA11149V2.0

- 为提高充电效率，建议使用兼容PD、QC2.0/QC3.0快充充电器。
- Recommend to connect USB wall adapter with PD、Quick Charge 2.0/3.0 output to optimise the charging efficiency.
- Pour améliorer l'efficacité de la charge, il est recommandé d'utiliser des chargeurs rapides compatibles PD, QC2.0/QC3.0.
- Um die Ladeeffizienz zu verbessern, wird empfohlen, ein mit PD und QC2.0 / QC3.0 kompatibles Schnellladegerät zu verwenden.
- Per migliorare l'efficienza della ricarica si raccomanda di utilizzare apparecchi compatibili PD, QC2.0/QC3.0 per il caricamento rapido.
- Para mejorar la eficiencia de la carga, se recomienda el uso de cargadores rápidos compatibles PD, QC2.0/QC3.0.
- 充電効率を上げるために、互換性のあるPD、QC2.0 /QC3.0急速充電充電器を使用することをお勧めします。

产品参数/Specifications/Paramètre produit/Produktparameter Parametri del prodotto/Parametros del producto/製品パラメータ

产品名称: 便携式MAGSFAFE的电源
产品型号: DBL6000M
锂聚合物电池容量: 3.7V 6000mAh 锂离子电池: 22.2Wh
输入:USB-C: 5V⎓3A, 9V⎓2A, 12V⎓1.5A
输出:USB-C: 5V⎓3A, 9V⎓2A, 12V⎓1.5A
输出: USB-A: 5V⎓3A, 9V⎓2A, 12V⎓1.5A
无线输出: 5W/7.5W/10W/15W
(环境口袋温度过低, 功率输出2.5A Max)
产品尺寸: 104x67x22mm
产品重量: 165g
执行标准: GB/T35590-2017

Product Name: PowerGrip Mag
Model No.: DBL6000M
Capacity: 6000mAh 3.7V/22.2Wh
Input: USB-C: 5V⎓3A, 9V⎓2A, 12V⎓1.5A
Output: USB-C: 5V⎓3A, 9V⎓2A, 12V⎓1.5A
Wireless Charging: 5W/7.5W/10W/15W
Size: 104x67x22mm
Weight: 165g

安全注意事项

1) 请勿将信用卡或者磁条或者芯片近距离放置，以免信用卡失效。
2) 请保持植入医疗设备心脏起搏器、植入性耳蜗等与产品的直接的距离至少为30cm,以避免对医疗设备造成干扰。
3) 请勿拆解产品。
4) 请防跌落。
5) 避免极端温度。
6) 避免在过热或过潮湿环境下使用。
7) 无线充电时引起的发热属于正常现象(环境温度低会影响发热)。

Safety Precautions

1) Do not put the product near the magnetic card with magnetic stripe or chip (ID card, bank card, etc.) to avoid the invalidation of the magnetic card.
2) Please keep the implanted medical device (pacemaker, implantable cochlea, etc.) at least 20cm directly away from the product to avoid potential interference with the medical device.
3) Do not expose to liquids.
4) Do not disassemble.
5) Avoid dropping.
6) Avoid extreme temperatures.
7) The heating caused by wireless charging is a normal phenomenon (the ambient temperature will also affect the heating).

Précautions de sécurité

1) ne pas placer le produit à proximité d'une carte magnétique (carte d'identité, carte bancaire, etc.) munie d'une bande magnétique ou d'une puce, afin d'éviter que la carte ne soit invalidée.
2) Maintenir le dispositif médical implanté (stimulateur cardiaque, cochléaire implantable, etc.) à une distance directe d'au moins 20cm du produit afin d'éviter toute interférence potentielle avec le dispositif médical.
3) Ne le laissez pas toucher du liquide.
4) Veuillez ne pas démonter.
5) Evitez la chute du produit.
6) Evitez de l'utiliser à des températures trop faibles ou trop élevées.
7) la chaleur provoquée par la charge sans fil est un phénomène normal (la température ambiante peut également influer sur la chaleur).

Sicherheitsvorkehrungen

1) Stellen Sie das Produkt nicht in der Nähe von Magnetkarten (Personalausweisen, Bankkarten usw.) mit Magnetstreifen oder Chips auf, um eine Ungültigmachung der Magnetkarten zu vermeiden.
2) Bitte halten sie die direkte entfernung zwischen implantaten (herzschrittmacher, implantat usw.) und den produkten auf einer hohe Von mindestens 20cm.
3) Setzen Sie nicht Flüssigkeiten.
4) Zerlegen Sie das Gerät nicht.
5) Vermeiden Sie das Produkt fallen zu lassen.
6) Vermeiden Sie die Verwendung bei zu niedrigen oder zu hohen Temperaturen
7) eine Von einem drahtlosen aufladen ausgehende Hitze ist nicht ungewöhnlich (die umwelttemperatur kann diese auch beeinflussen).

Precauzioni di sicurezza

1) Non posizionare il prodotto vicino a carte magnetiche (carte d'identità, carte bancarie, ecc.) Con striscia o chip magnetici per evitare l'inattivamento delle carte magnetiche.
2) Si prega di mantenere la distanza diretta dei dispositivi medici impiantati (pacemaker cardiaci, coclee impiantabili, ecc.) dal prodotto almeno 20cm, per evitare eventuali interferenze con i dispositivi medici.
3) Non esponete il liquido.
4) Non smontaare il prodotto.
5) Evitare la caduta del prodotto.
6) Il calore causato dalla ricarica wireless è normale (anche la temperatura ambiente influirà sul calore).

Precauciones de seguridad

1) por favor, no coloque el producto cerca de una tarjeta magnética (tarjeta de identificación, tarjeta bancaria, etc.) con banda magnética o chip, para evitar la anulación de la tarjeta magnética.
2) Mantenga el dispositivo médico implantado (marcapasos, implantes cocleares, etc.) a una distancia directa del producto de al menos 20cm para evitar posibles interferencias con el dispositivo médico.
3) No toque con el líquido.
4) No lo desmonte.
5) Evitar la caída del producto.
6) Evite el uso del presente a temperaturas demasiado bajas o demasiado altas.
7) el calor causado por la carga inalámbrica es UN fenómeno normal (la temperatura ambiente también influye en el calor).

安全注意事項

1) 1枚目を磁気ストライプまたはチップ付きの磁気カード(身分証明書、カードカードなどにて)
2) 医のよれた医療機器（ペースメーカー、埋め込み可能な蝸牛など）は、医療機器との干渉の可能性を避けるために、製品から直接20cm以上離してください。
3) 液体との接触を避けてください。
4) 無断で解体しないでください。
5) 並び付けずまたは落すなど強度での使用を避けてください。
7) 無線充電時の発熱は正常です(発熱には周囲温度も影響します)。

保 修 卡

感谢您购买本公司的产品。
本产品的保修期为商品交之日起12个月，在此期间我国提供最长期对其保修卡（原加盟销商盖公章及有效产品S/N号）
到期商保修免费服务。
收费服务-以下情况属于有偿服务
-无有效保修卡或保修卡内容不符
-产品S/N号或S/N号与保修卡上信息不一致
-人为损坏（外力撞击、进水等）导致故障发生
-违规操作
-非国家中心人员自行拆卸或维修
-因客户使用或存放高温高湿型环境中所导致的故障

经销商信息	客户信息
经销商名称: 产品型号: 电话: 销售日期:	产品型号: 产品名称: 客户姓名: 邮 箱: 电话: 邮 编: 保修内容:

注意：请将此证保单妥善保管并且保保保修期内

FCC Statement
This device complies with part 15 of the FCC rules. Operation is subject to the following two conditions: (1) this device may not cause harmful interference, and (2) this device must accept any interference received, including interference that may cause undesired operation.
Warning: Changes or modifications not expressly approved by the party responsible for compliance could void the user's authority to operate the equipment.
NOTE: This equipment has been tested and found to comply with the limits for a Class B digital device, pursuant to part 15 of the FCC Rules. These limits are designed to provide reasonable protection against harmful interference in a residential installation. This equipment generates uses and can radiate radio frequency energy and, if not installed and used in accordance with the instructions, may cause harmful interference to radio communications. However, there is no guarantee that interference will not occur in a particular installation. If this equipment does cause harmful interference to radio or television reception, which can be determined by turning the equipment off and on, the user is encouraged to try to correct the interference by one or more of the following measures:
. Reorient or relocate the receiving antenna.
. Increase the separation between the equipment and receiver .
. Connect the equipment into an outlet on a circuit different from that to which the receiver is connected.
. Consult the dealer or an experienced radio/TV technician for help important announcement

Radiation Exposure Statement
The device has been evaluated to meet general RF exposure requirement. The device can be used in portable exposure condition without restriction.