

## System Check\_Head\_750MHz

### DUT: D750V3 - SN1107

Communication System: CW; Frequency: 750.000 MHz; Duty Cycle: 1:1

Medium: HSL\_750\_231207 Medium parameters used:  $f=750.000$  MHz;  $\sigma=0.887$  S/m;  $\epsilon_r=41.8$

Ambient Temperature: 23.7°C; Liquid Temperature: 22.7°C

#### DASY6 Configuration:

- Probe: EX3DV4 - SN7793; ConvF(9.21, 8.99, 9.25); Calibrated: 2023-03-08
- Sensor-Surface: 1.4 mm
- Electronics: DAE4 Sn376; Calibrated: 2023-09-14
- Phantom: ELI V8.0-I; Serial: 2196-0mm; Section: Flat
- Measurement Software: 16.2.4.2524
- UID: CW, 0

**Pin=17.0dBm/Area Scan (40.0 mm x 90.0 mm):** Measurement Grid: 10.0 mm x 15.0 mm  
SAR (1g) = 0.384 W/kg; SAR (10g) = 0.256 W/kg;

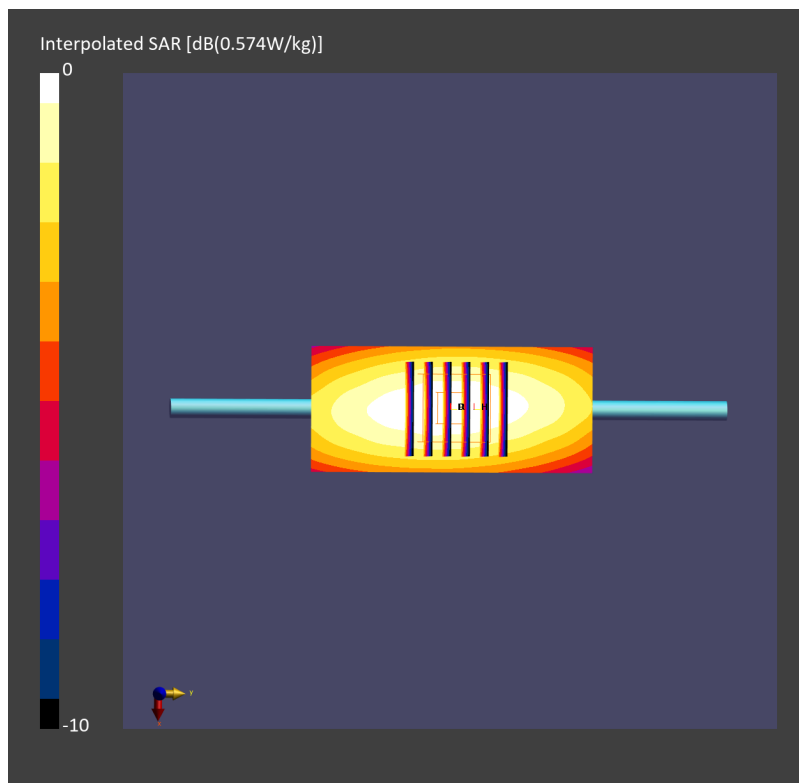
**Pin=17.0dBm/Zoom Scan (30.0 mm x 30.0 mm x 30.0 mm):** Measurement Grid: 6.0 mm x 6.0 mm x 1.5 mm

Power Drift = 0.05 dB

SAR (1g) = 0.386 W/kg; SAR (8g) = 0.271 W/kg; SAR (10g) = 0.257 W/kg

Smallest distance from peaks to all points 3 dB below = 23.0 mm

Ratio of SAR at M2 to SAR at M1 = 88.2 %



## System Check\_Head\_750MHz

### DUT: D750V3 - SN1107

Communication System: CW; Frequency: 750.000 MHz; Duty Cycle: 1:1

Medium: HSL\_750\_231209 Medium parameters used:  $f=750.000$  MHz;  $\sigma=0.893$  S/m;  $\epsilon_r=43.0$

Ambient Temperature: 23.5°C; Liquid Temperature: 22.5°C

#### DASY6 Configuration:

- Probe: EX3DV4 - SN3728; ConvF(9.54, 9.54, 9.54); Calibrated: 2023-03-22
- Sensor-Surface: 1.4 mm
- Electronics: DAE4 Sn1776; Calibrated: 2023-03-03
- Phantom: ELI V4.0 (20deg probe tilt); Serial: 1227\_0mm; Section: Flat
- Measurement Software: 16.2.4.2524
- UID: CW, 0--

**Pin=17.0dBm/Area Scan (40.0 mm x 90.0 mm):** Measurement Grid: 10.0 mm x 15.0 mm

SAR (1g) = 0.415 W/kg; SAR (10g) = 0.278 W/kg;

**Pin=17.0dBm/Zoom Scan (30.0 mm x 30.0 mm x 30.0 mm):** Measurement Grid: 6.0 mm x 6.0 mm x 1.5 mm

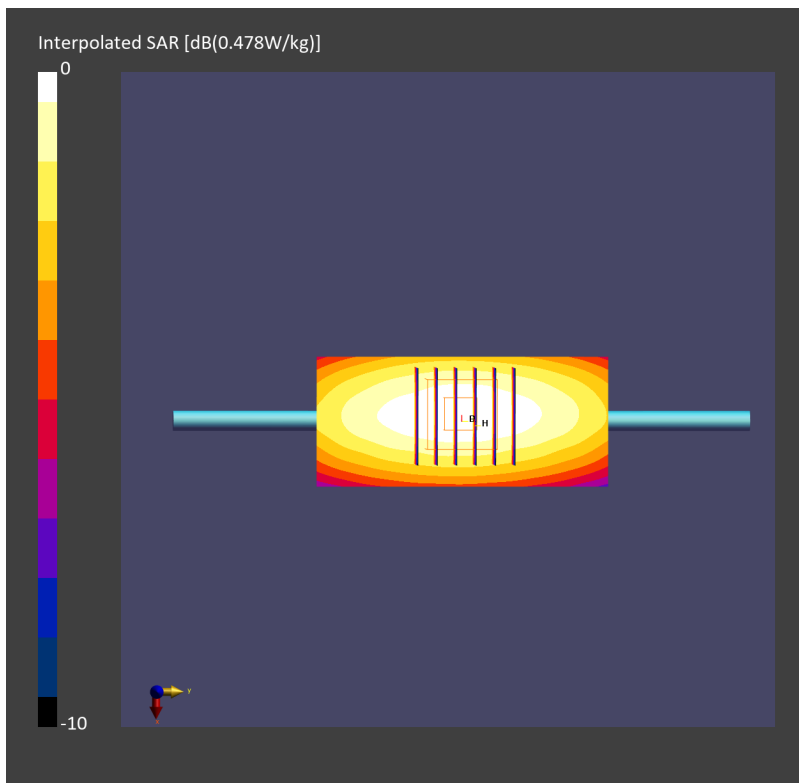
mm

Power Drift = 0.01 dB

SAR (1g) = 0.413 W/kg; SAR (8g) = 0.282 W/kg; SAR (10g) = 0.267 W/kg

Smallest distance from peaks to all points 3 dB below = > 15.0 mm

Ratio of SAR at M2 to SAR at M1 = 85.1 %



## System Check\_Head\_835MHz

### DUT: D835V2 - SN4d167

Communication System: CW; Frequency: 835.000 MHz; Duty Cycle: 1:1

Medium: HSL\_850\_231208 Medium parameters used:  $f=835.000$  MHz;  $\sigma=0.923$  S/m;  $\epsilon_r=41.6$

Ambient Temperature: 23.8°C; Liquid Temperature: 22.8°C

#### DASY6 Configuration:

- Probe: EX3DV4 - SN7793; ConvF(9.14, 8.88, 9.24); Calibrated: 2023-03-08
- Sensor-Surface: 1.4 mm
- Electronics: DAE4 Sn376; Calibrated: 2023-09-14
- Phantom: ELI V8.0-I; Serial: 2196-0mm; Section: Flat
- Measurement Software: 16.2.4.2524
- UID: CW, 0

**Pin=17.0dBm/Area Scan (40.0 mm x 90.0 mm):** Measurement Grid: 10.0 mm x 15.0 mm  
SAR (1g) = 0.503 W/kg; SAR (10g) = 0.328 W/kg;

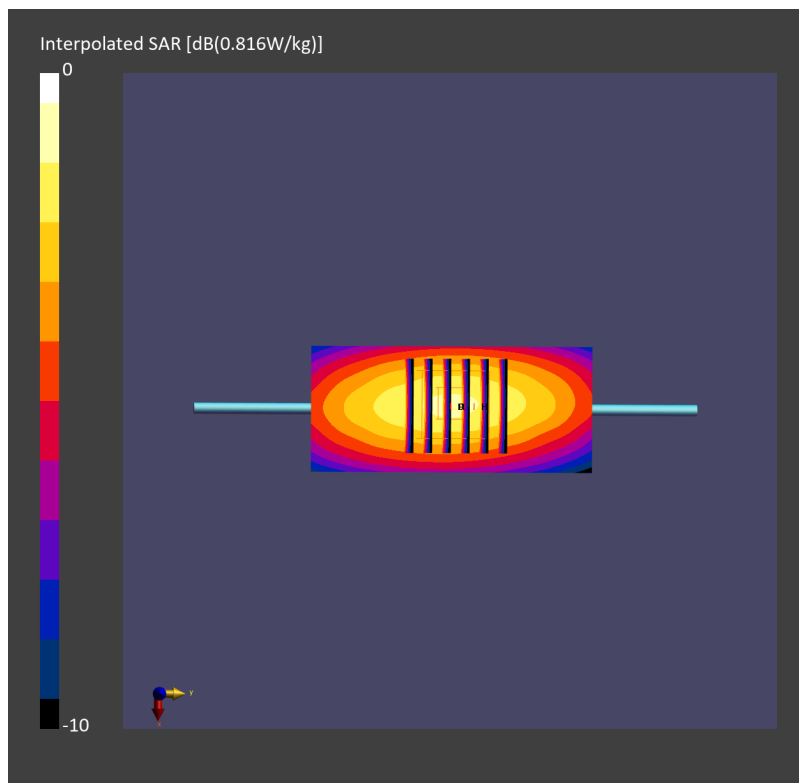
**Pin=17.0dBm/Zoom Scan (30.0 mm x 30.0 mm x 30.0 mm):** Measurement Grid: 6.0 mm x 6.0 mm x 1.5 mm

Power Drift = -0.01 dB

SAR (1g) = 0.505 W/kg; SAR (8g) = 0.344 W/kg; SAR (10g) = 0.325 W/kg

Smallest distance from peaks to all points 3 dB below = 15.7 mm

Ratio of SAR at M2 to SAR at M1 = 84.8 %



## System Check\_Head\_835MHz

**DUT: D835V2 - SN4d167**

Communication System: CW; Frequency: 835.000 MHz; Duty Cycle: 1:1  
Medium: HSL\_850\_231209 Medium parameters used:  $f=835.000$  MHz;  $\sigma=0.928$  S/m;  $\epsilon_r=42.7$  Ambient  
Temperature: 23.5°C; Liquid Temperature: 22.5°C

DASY6 Configuration:

- Probe: EX3DV4 - SN3728; ConvF(9.42, 9.42, 9.42); Calibrated: 2023-03-22
- Sensor-Surface: 1.4 mm
- Electronics: DAE4 Sn1776; Calibrated: 2023-03-03
- Phantom: ELI V4.0 (20deg probe tilt); Serial: 1227\_0mm; Section: Flat
- Measurement Software: 16.2.4.2524
- UID: CW, 0--

**Pin=17.0dBm/Area Scan (40.0 mm x 90.0 mm):** Measurement Grid: 10.0 mm x 15.0 mm

SAR (1g) = 0.499 W/kg; SAR (10g) = 0.330 W/kg;

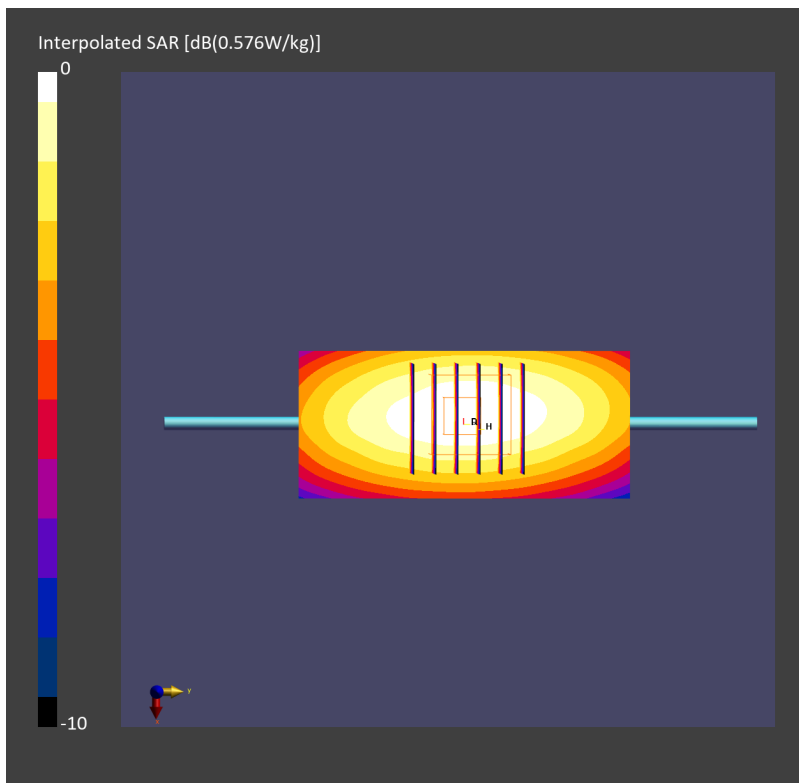
**Pin=17.0dBm/Zoom Scan (30.0 mm x 30.0 mm x 30.0 mm):** Measurement Grid: 6.0 mm x 6.0 mm x 1.5  
mm

Power Drift = -0.01 dB

SAR (1g) = 0.491 W/kg; SAR (8g) = 0.332 W/kg; SAR (10g) = 0.313 W/kg

Smallest distance from peaks to all points 3 dB below = 17.8 mm

Ratio of SAR at M2 to SAR at M1 = 86.0 %



## System Check\_Head\_835MHz

**DUT: D835V2 - SN4d167**

Communication System: CW; Frequency: 835.000 MHz; Duty Cycle: 1:1

Medium: HSL\_850\_231213 Medium parameters used:  $f=835.000$  MHz;  $\sigma=0.922$  S/m;  $\epsilon_r=41.4$

Ambient Temperature: 23.4°C; Liquid Temperature: 22.4°C

DASY8 Configuration:

- Probe: EX3DV4 - SN7692; ConvF(9.58, 9.16, 10.94); Calibrated: 2023-07-18
- Sensor-Surface: 1.4 mm
- Electronics: DAE4 Sn661; Calibrated: 2023-05-23
- Phantom: ELI V8.0 (20deg probe tilt); Serial: 2155; Section: Flat
- Measurement Software: 16.2.4.2524
- UID: CW, 0--

**Pin=17.0dBm/Area Scan (40.0 mm x 90.0 mm):** Measurement Grid: 10.0 mm x 15.0 mm

SAR (1g) = 0.483 W/kg; SAR (10g) = 0.318 W/kg;

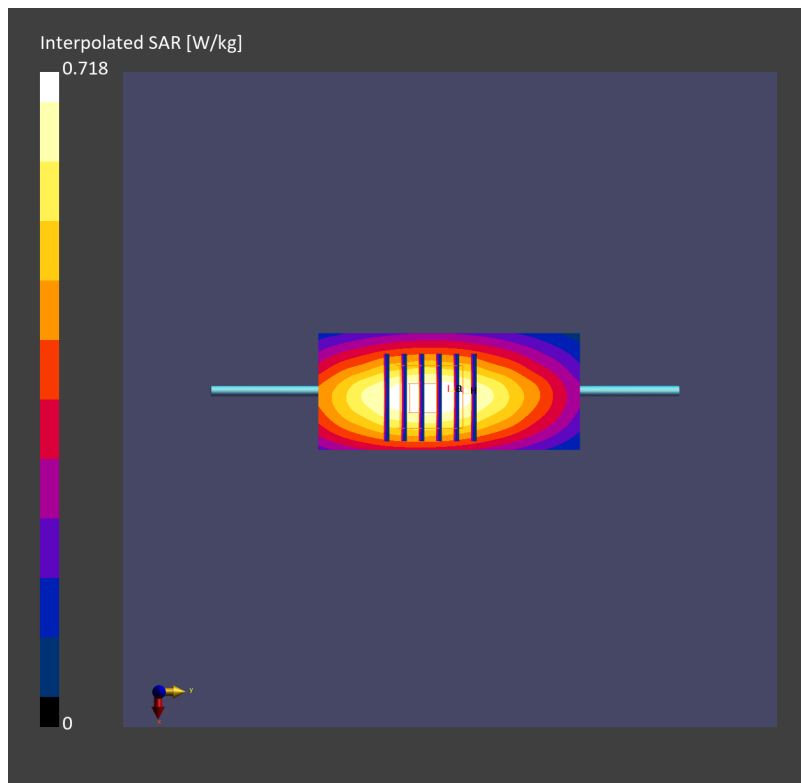
**Pin=17.0dBm/Zoom Scan (30.0 mm x 30.0 mm x 30.0 mm):** Measurement Grid: 6.0 mm x 6.0 mm x 1.5 mm

Power Drift = -0.14 dB

SAR (1g) = 0.497 W/kg; SAR (8g) = 0.347 W/kg; SAR (10g) = 0.329 W/kg

Smallest distance from peaks to all points 3 dB below = 18.8 mm

Ratio of SAR at M2 to SAR at M1 = 89.8 %



## System Check\_Head\_1750MHz

### DUT: D1750V2 - SN1112

Communication System: CW; Frequency: 1750.000 MHz; Duty Cycle: 1:1  
Medium: HSL\_1750\_231205 Medium parameters used:  $f=1750.000$  MHz;  $\sigma=1.36$  S/m;  $\epsilon_r=40.6$   
Ambient Temperature: 23.5°C; Liquid Temperature: 22.5°C

#### DASY6 Configuration:

- Probe: EX3DV4 - SN7793; ConvF(7.86, 7.63, 7.94); Calibrated: 2023-03-08
- Sensor-Surface: 1.4 mm
- Electronics: DAE4 Sn376; Calibrated: 2023-09-14
- Phantom: ELI V8.0-I; Serial: 2196-0mm; Section: Flat
- Measurement Software: 16.2.4.2524
- UID: CW, 0--

**Pin=17.0dBm/Area Scan (40.0 mm x 90.0 mm):** Measurement Grid: 10.0 mm x 15.0 mm  
SAR (1g) = 1.59 W/kg; SAR (10g) = 0.848 W/kg;

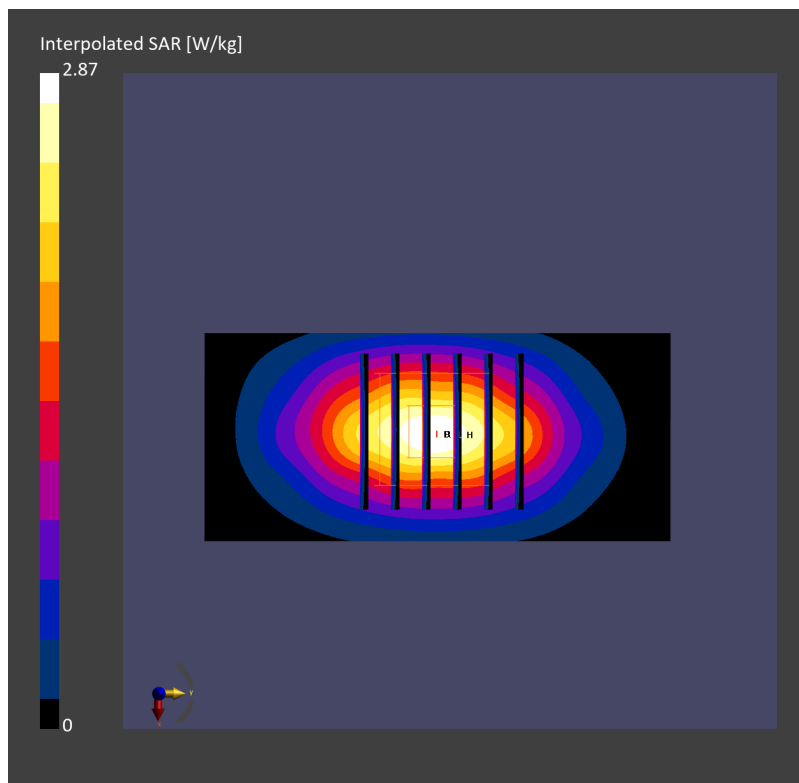
**Pin=17.0dBm/Zoom Scan (30.0 mm x 30.0 mm x 30.0 mm):** Measurement Grid: 6.0 mm x 6.0 mm x 1.5 mm

Power Drift = 0.01 dB

SAR (1g) = 1.68 W/kg; SAR (8g) = 0.937 W/kg; SAR (10g) = 0.885 W/kg

Smallest distance from peaks to all points 3 dB below = 9.7 mm

Ratio of SAR at M2 to SAR at M1 = 84.3 %



## System Check\_Head\_1750MHz

### DUT: D1750V2 - SN1112

Communication System: CW; Frequency: 1750.000 MHz; Duty Cycle: 1:1

Medium: HSL\_1750\_231207 Medium parameters used:  $f=1750.000$  MHz;  $\sigma=1.37$  S/m;  $\epsilon_r=40.6$

Ambient Temperature: 23.5°C; Liquid Temperature: 22.5°C

#### DASY6 Configuration:

- Probe: EX3DV4 - SN3728; ConvF(8.06, 8.06, 8.06); Calibrated: 2023-03-22
- Sensor-Surface: 1.4 mm
- Electronics: DAE4 Sn1776; Calibrated: 2023-03-03
- Phantom: ELI V4.0 (20deg probe tilt); Serial: 1227\_0mm; Section: Flat
- Measurement Software: 16.2.4.2524
- UID: CW, 0--

**Pin=17.0dBm/Area Scan (40.0 mm x 90.0 mm):** Measurement Grid: 10.0 mm x 15.0 mm

SAR (1g) = 1.85 W/kg; SAR (10g) = 0.997 W/kg;

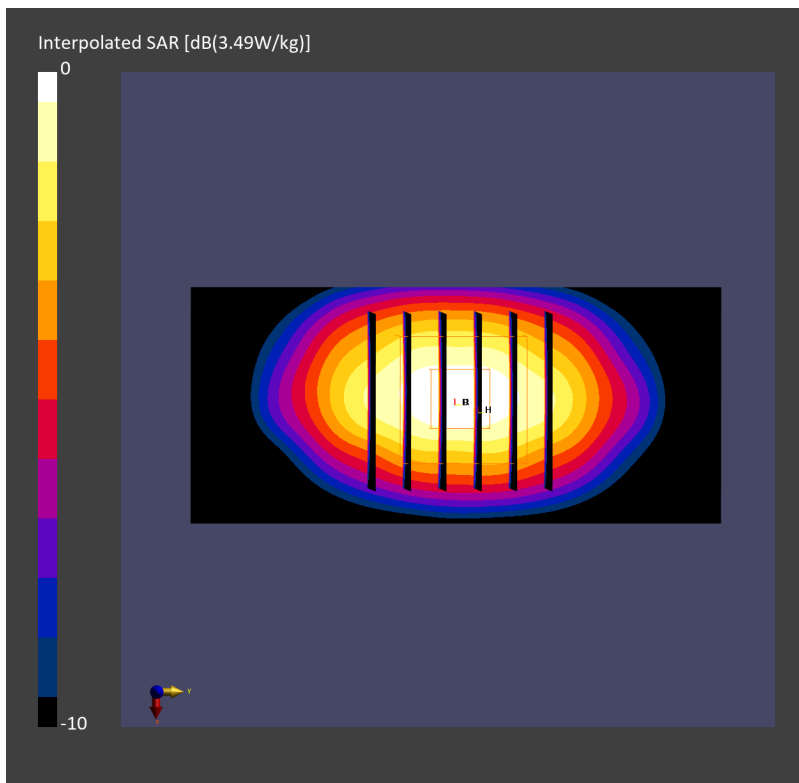
**Pin=17.0dBm/Zoom Scan (30.0 mm x 30.0 mm x 30.0 mm):** Measurement Grid: 6.0 mm x 6.0 mm x 1.5 mm

Power Drift = -0.00 dB

SAR (1g) = 1.82 W/kg; SAR (8g) = 1.03 W/kg; SAR (10g) = 0.950 W/kg

Smallest distance from peaks to all points 3 dB below = 10.8 mm

Ratio of SAR at M2 to SAR at M1 = 82.2 %



## System Check\_Head\_1750MHz

### DUT: D1750V2 - SN1112

Communication System: CW; Frequency: 1750.000 MHz; Duty Cycle: 1:1

Medium: HSL\_1750\_231214 Medium parameters used:  $f=1750.000$  MHz;  $\sigma=1.35$  S/m;  $\epsilon_r=40.4$

Ambient Temperature: 23.5°C; Liquid Temperature: 22.5°C

#### DASY8 Configuration:

- Probe: EX3DV4 - SN7692; ConvF(8.53, 8.33, 9.75); Calibrated: 2023-07-18
- Sensor-Surface: 1.4 mm
- Electronics: DAE4 Sn661; Calibrated: 2023-05-23
- Phantom: ELI V8.0 (20deg probe tilt); Serial: 2155; Section: Flat
- Measurement Software: 16.2.4.2524
- UID: CW, 0--

**Pin=17.0dBm/Area Scan (40.0 mm x 90.0 mm):** Measurement Grid: 10.0 mm x 15.0 mm

SAR (1g) = 1.71 W/kg; SAR (10g) = 0.945 W/kg;

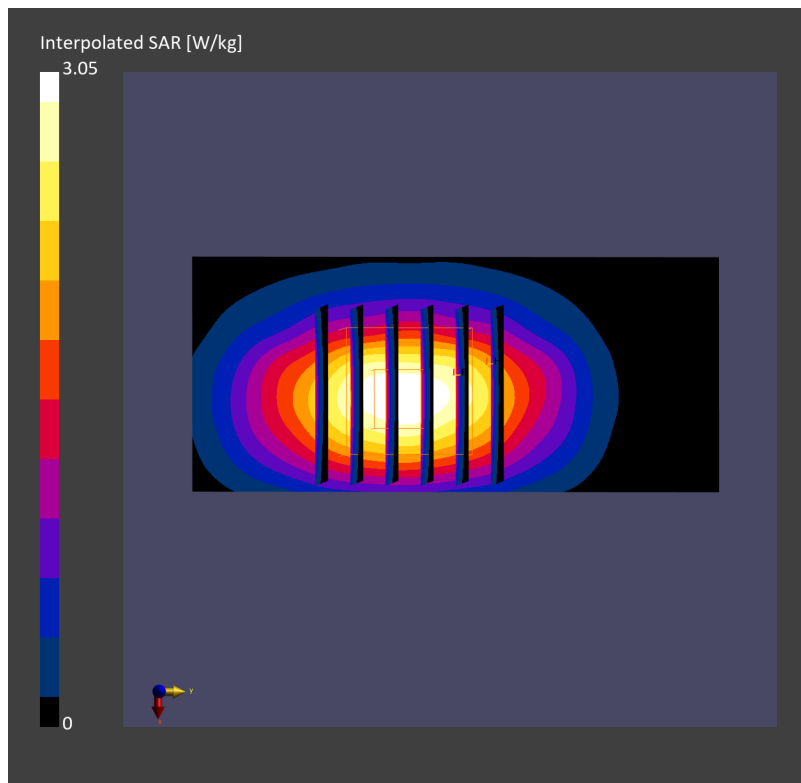
**Pin=17.0dBm/Zoom Scan (30.0 mm x 30.0 mm x 30.0 mm):** Measurement Grid: 6.0 mm x 6.0 mm x 1.5 mm

Power Drift = 0.01 dB

SAR (1g) = 1.75 W/kg; SAR (8g) = 1.04 W/kg; SAR (10g) = 0.957 W/kg

Smallest distance from peaks to all points 3 dB below = 9.9 mm

Ratio of SAR at M2 to SAR at M1 = 84.5 %





## System Check\_Head\_1900MHz

### DUT: D1900V2 - SN5d185

Communication System: CW; Frequency: 1900.000 MHz; Duty Cycle: 1:1

Medium: HSL\_1900\_231205 Medium parameters used:  $f=1900.000$  MHz;  $\sigma=1.43$  S/m;  $\epsilon_r=39.1$

Ambient Temperature: 23.5°C; Liquid Temperature: 22.5°C

#### DASY6 Configuration:

- Probe: EX3DV4 - SN7793; ConvF(7.54, 7.35, 7.67); Calibrated: 2023-03-08
- Sensor-Surface: 1.4 mm
- Electronics: DAE4 Sn376; Calibrated: 2023-09-14
- Phantom: ELI V8.0-I; Serial: 2196-0mm; Section: Flat
- Measurement Software: 16.2.4.2524
- UID: CW, 0--

**Pin=17.0dBm/Area Scan (40.0 mm x 90.0 mm):** Measurement Grid: 10.0 mm x 15.0 mm  
SAR (1g) = 1.73 W/kg; SAR (10g) = 0.899 W/kg;

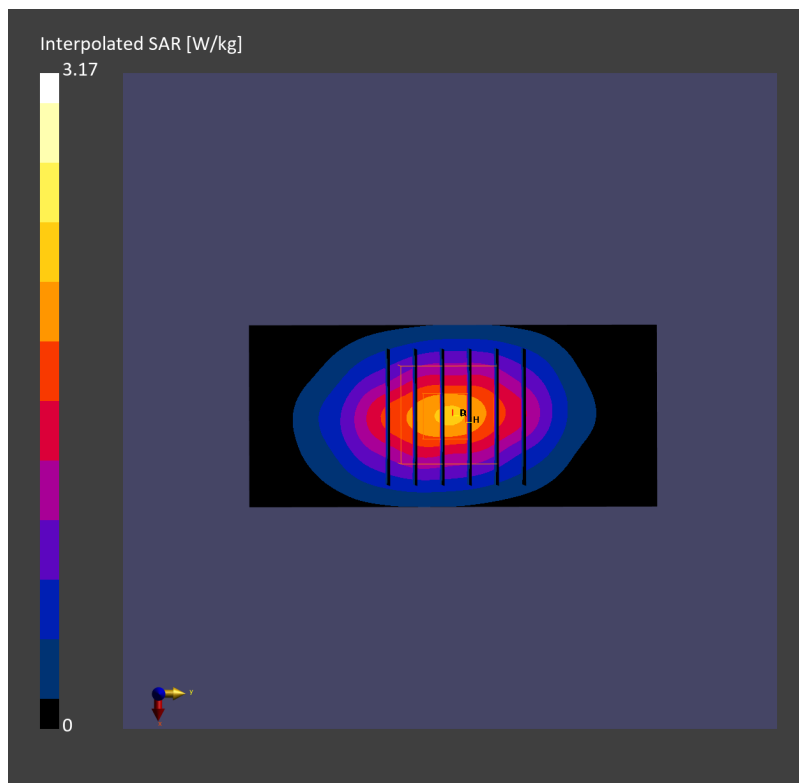
**Pin=17.0dBm/Zoom Scan (30.0 mm x 30.0 mm x 30.0 mm):** Measurement Grid: 6.0 mm x 6.0 mm x 1.5 mm

Power Drift = 0.05 dB

SAR (1g) = 1.77 W/kg; SAR (8g) = 1.02 W/kg; SAR (10g) = 0.936 W/kg

Smallest distance from peaks to all points 3 dB below = 9.9 mm

Ratio of SAR at M2 to SAR at M1 = 84.6 %



## System Check\_Head\_1900MHz\_231207

### DUT: D1900V2 - SN5d185

Communication System: CW; Frequency: 1900.000 MHz; Duty Cycle: 1:1

Medium: HSL\_1900\_231207 Medium parameters used:  $f=1900.000$  MHz;  $\sigma=1.38$  S/m;  $\epsilon_r=40.4$

Ambient Temperature: 23.5°C; Liquid Temperature: 22.5°C

#### DASY6 Configuration:

- Probe: EX3DV4 - SN3728; ConvF(7.95, 7.95, 7.95); Calibrated: 2023-03-22
- Sensor-Surface: 1.4 mm
- Electronics: DAE4 Sn1776; Calibrated: 2023-03-03
- Phantom: ELI V4.0 (20deg probe tilt); Serial: 1227\_0mm; Section: Flat
- Measurement Software: 16.2.4.2524
- UID: CW, 0--

**Pin=17.0dBm/Area Scan (40.0 mm x 90.0 mm):** Measurement Grid: 10.0 mm x 15.0 mm

SAR (1g) = 1.87 W/kg; SAR (10g) = 0.996 W/kg;

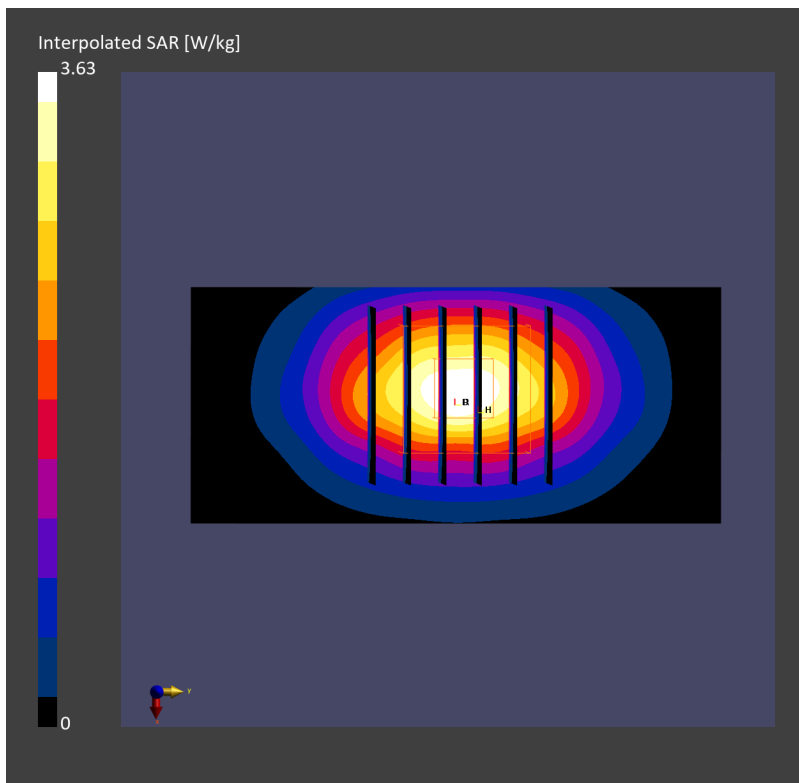
**Pin=17.0dBm/Zoom Scan (30.0 mm x 30.0 mm x 30.0 mm):** Measurement Grid: 6.0 mm x 6.0 mm x 1.5 mm

Power Drift = 0.01 dB

SAR (1g) = 1.86 W/kg; SAR (8g) = 1.04 W/kg; SAR (10g) = 0.954 W/kg

Smallest distance from peaks to all points 3 dB below = 9.7 mm

Ratio of SAR at M2 to SAR at M1 = 81.3 %



## System Check\_Head\_1900MHz

### DUT: D1900V2 - SN5d185

Communication System: CW; Frequency: 1900.000 MHz; Duty Cycle: 1:1

Medium: HSL\_1900\_231214 Medium parameters used:  $f=1900.000$  MHz;  $\sigma=1.42$  S/m;  $\epsilon_r=40.6$

Ambient Temperature: 23.5°C; Liquid Temperature: 22.5°C

#### DASY8 Configuration:

- Probe: EX3DV4 - SN7692; ConvF(8.18, 7.89, 9.24); Calibrated: 2023-07-18
- Sensor-Surface: 1.4 mm
- Electronics: DAE4 Sn661; Calibrated: 2023-05-23
- Phantom: ELI V8.0 (20deg probe tilt); Serial: 2155; Section: Flat
- Measurement Software: 16.2.4.2524
- UID: CW, 0--

**Pin=17.0dBm/Area Scan (40.0 mm x 90.0 mm):** Measurement Grid: 10.0 mm x 15.0 mm

SAR (1g) = 1.85 W/kg; SAR (10g) = 0.992 W/kg;

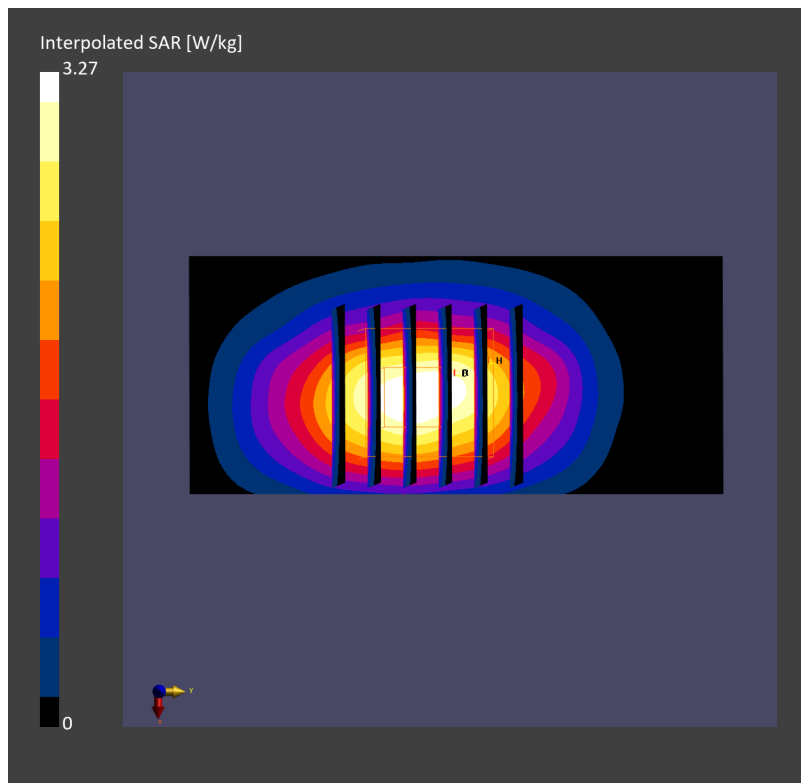
**Pin=17.0dBm/Zoom Scan (30.0 mm x 30.0 mm x 30.0 mm):** Measurement Grid: 6.0 mm x 6.0 mm x 1.5 mm

Power Drift = 0.01 dB

SAR (1g) = 1.88 W/kg; SAR (8g) = 1.09 W/kg; SAR (10g) = 1.01 W/kg

Smallest distance from peaks to all points 3 dB below = 9.9 mm

Ratio of SAR at M2 to SAR at M1 = 85.2 %



## System Check\_Head\_2300MHz

### DUT: D2300V2 - SN1006

Communication System: CW; Frequency: 2300.000 MHz; Duty Cycle: 1:1

Medium: HSL\_2300\_231209 Medium parameters used:  $f=2300.000$  MHz;  $\sigma=1.65$  S/m;  $\epsilon_r=40.2$

Ambient Temperature: 23.5°C; Liquid Temperature: 22.5°C

#### DASY6 Configuration:

- Probe: EX3DV4 - SN7793; ConvF(7.32, 7.11, 7.45); Calibrated: 2023-03-08
- Sensor-Surface: 1.4 mm
- Electronics: DAE4 Sn376; Calibrated: 2023-09-14
- Phantom: ELI V8.0-I; Serial: 2196-0mm; Section: Flat
- Measurement Software: 16.2.4.2524
- UID: CW, 0

**Pin=17.0dBm/Area Scan (40.0 mm x 80.0 mm):** Measurement Grid: 10.0 mm x 10.0 mm  
SAR (1g) = 2.43 W/kg; SAR (10g) = 1.14 W/kg;

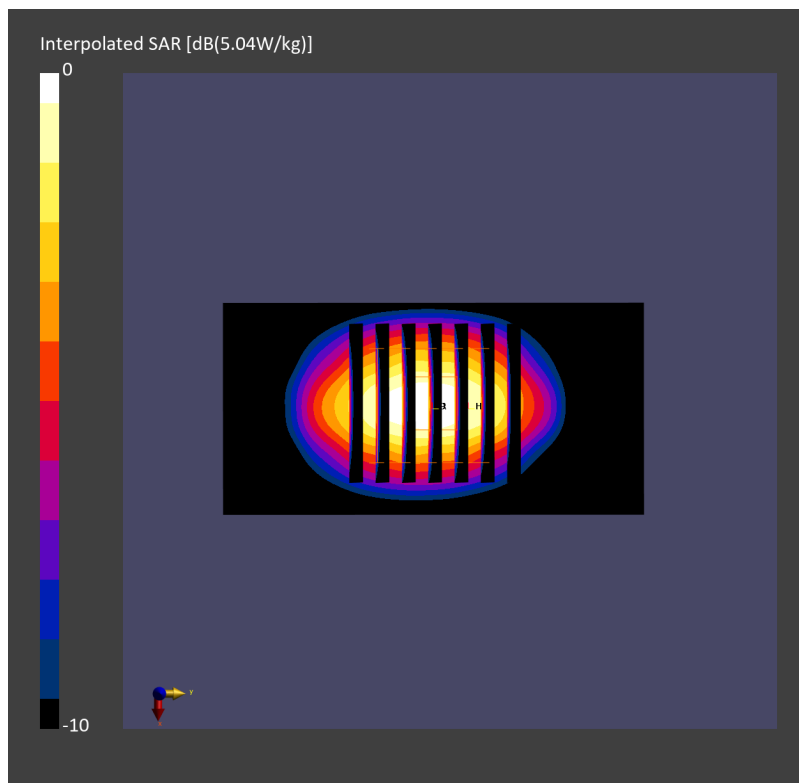
**Pin=17.0dBm/Zoom Scan (30.0 mm x 30.0 mm x 30.0 mm):** Measurement Grid: 5.0 mm x 5.0 mm x 1.5 mm

Power Drift = 0.01 dB

SAR (1g) = 2.46 W/kg; SAR (8g) = 1.28 W/kg; SAR (10g) = 1.16 W/kg

Smallest distance from peaks to all points 3 dB below = 9.0 mm

Ratio of SAR at M2 to SAR at M1 = 79.9 %



## System Check\_Head\_2300MHz

### DUT: D2300V2 - SN1006

Communication System: CW; Frequency: 2300.000 MHz; Duty Cycle: 1:1

Medium: HSL\_2300\_231213 Medium parameters used:  $f=2300.000$  MHz;  $\sigma=1.67$  S/m;  $\epsilon_r=40.0$

Ambient Temperature: 23.4°C; Liquid Temperature: 22.4°C

#### DASY8 Configuration:

- Probe: EX3DV4 - SN7692; ConvF(7.64, 7.44, 8.64); Calibrated: 2023-07-18
- Sensor-Surface: 1.4 mm
- Electronics: DAE4 Sn661; Calibrated: 2023-05-23
- Phantom: ELI V8.0 (20deg probe tilt); Serial: 2155; Section: Flat
- Measurement Software: 16.2.4.2524
- UID: CW, 0--

**Pin=17.0dBm/Area Scan (40.0 mm x 80.0 mm):** Measurement Grid: 10.0 mm x 10.0 mm

SAR (1g) = 2.31 W/kg; SAR (10g) = 1.14 W/kg;

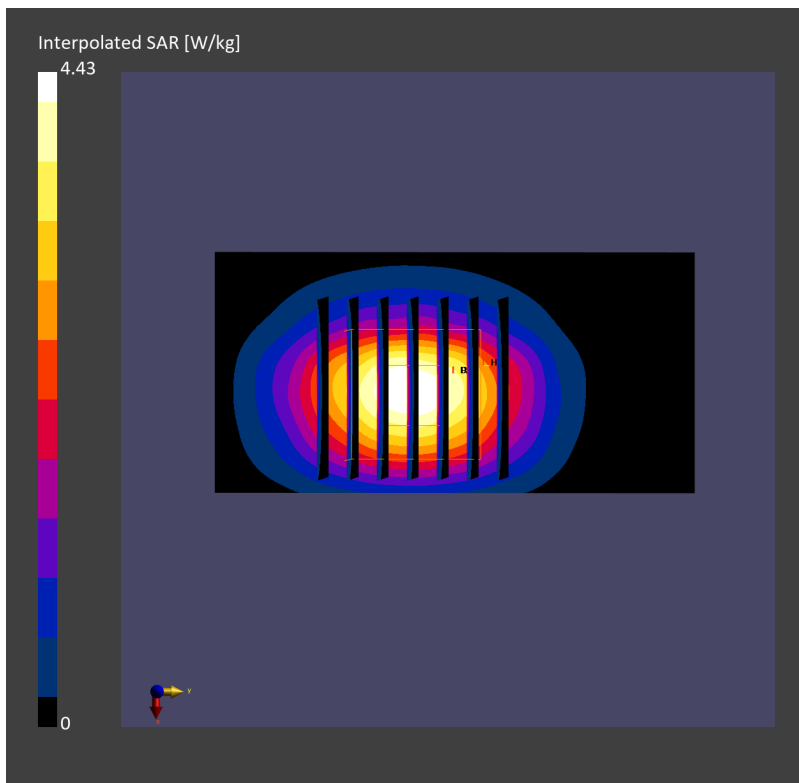
**Pin=17.0dBm/Zoom Scan (30.0 mm x 30.0 mm x 30.0 mm):** Measurement Grid: 5.0 mm x 5.0 mm x 1.5 mm

Power Drift = -0.08 dB

SAR (1g) = 2.37 W/kg; SAR (8g) = 1.28 W/kg; SAR (10g) = 1.17 W/kg

Smallest distance from peaks to all points 3 dB below = 9.0 mm

Ratio of SAR at M2 to SAR at M1 = 83.4 %



## System Check\_Head\_2600MHz

### DUT: D2600V2 - SN1078

Communication System: CW; Frequency: 2600.000 MHz; Duty Cycle: 1:1  
Medium: HSL\_2600\_231206 Medium parameters used:  $f=2600.000$  MHz;  $\sigma=1.97$  S/m;  $\epsilon_r=38.9$   
Ambient Temperature: 23.6°C; Liquid Temperature: 22.6°C

#### DASY6 Configuration:

- Probe: EX3DV4 - SN7793; ConvF(7.1, 6.87, 7.24); Calibrated: 2023-03-08
- Sensor-Surface: 1.4 mm
- Electronics: DAE4 Sn376; Calibrated: 2023-09-14
- Phantom: ELI V8.0-I; Serial: 2196-0mm; Section: Flat
- Measurement Software: 16.2.4.2524
- UID: CW, 0

**Pin=17.0dBm/Area Scan (40.0 mm x 80.0 mm):** Measurement Grid: 10.0 mm x 10.0 mm  
SAR (1g) = 2.66 W/kg; SAR (10g) = 1.18 W/kg;

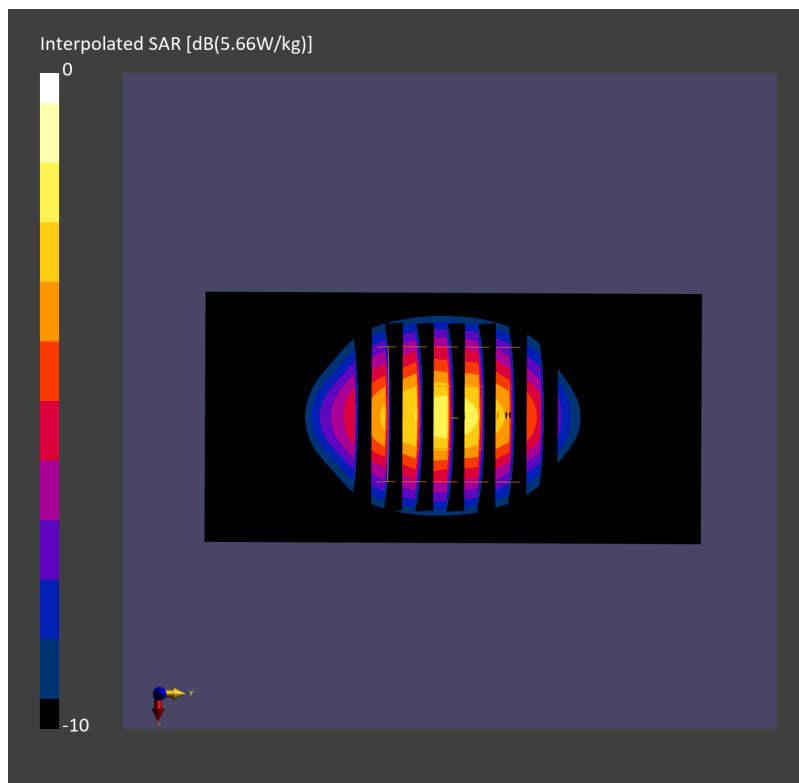
**Pin=17.0dBm/Zoom Scan (30.0 mm x 30.0 mm x 30.0 mm):** Measurement Grid: 5.0 mm x 5.0 mm x 1.5 mm

Power Drift = -0.03 dB

SAR (1g) = 2.68 W/kg; SAR (8g) = 1.34 W/kg; SAR (10g) = 1.21 W/kg

Smallest distance from peaks to all points 3 dB below = 8.6 mm

Ratio of SAR at M2 to SAR at M1 = 79.4 %



## System Check\_Head\_2600MHz

### DUT: D2600V2 - SN1078

Communication System: CW; Frequency: 2600.000 MHz; Duty Cycle: 1:1  
Medium: HSL\_2600\_231210 Medium parameters used:  $f=2600.000$  MHz;  $\sigma=2.01$  S/m;  $\epsilon_r=38.6$   
Ambient Temperature: 23.5°C; Liquid Temperature: 22.5°C

#### DASY6 Configuration:

- Probe: EX3DV4 - SN3728; ConvF(7.25, 7.25, 7.25); Calibrated: 2023-03-22
- Sensor-Surface: 1.4 mm
- Electronics: DAE4 Sn1776; Calibrated: 2023-03-03
- Phantom: ELI V4.0 (20deg probe tilt); Serial: 1227\_0mm; Section: Flat
- Measurement Software: 16.2.4.2524
- UID: CW, 0--

**Pin=17.0dBm/Area Scan (40.0 mm x 80.0 mm):** Measurement Grid: 10.0 mm x 10.0 mm  
SAR (1g) = 2.94 W/kg; SAR (10g) = 1.33 W/kg;

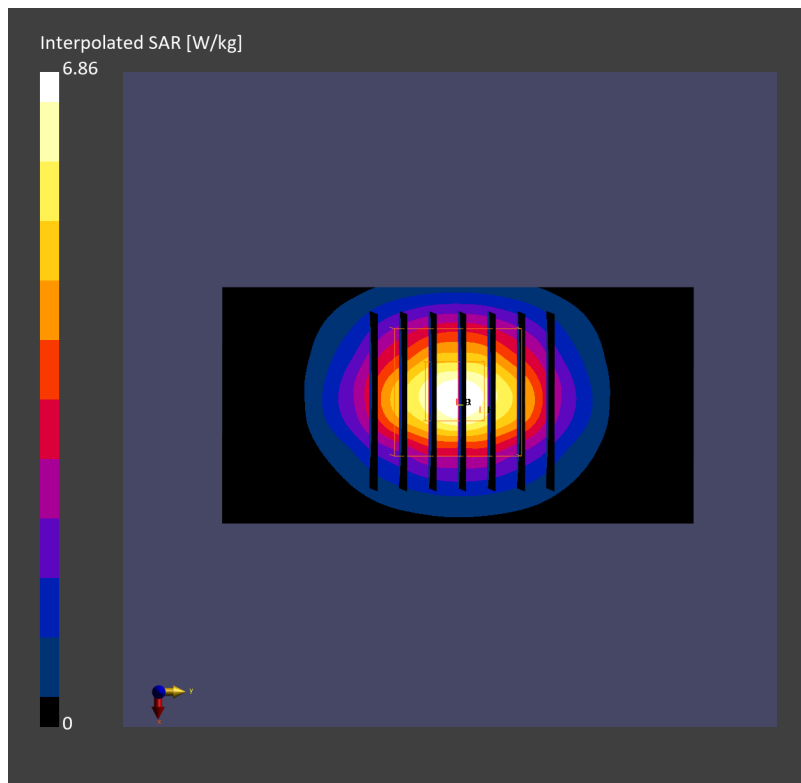
**Pin=17.0dBm/Zoom Scan (30.0 mm x 30.0 mm x 30.0 mm):** Measurement Grid: 5.0 mm x 5.0 mm x 1.5 mm

Power Drift = 0.00 dB

SAR (1g) = 2.94 W/kg; SAR (8g) = 1.43 W/kg; SAR (10g) = 1.29 W/kg

Smallest distance from peaks to all points 3 dB below = 9.0 mm

Ratio of SAR at M2 to SAR at M1 = 76.5 %



## System Check\_Head\_2600MHz

### DUT: D2600V2 - SN1078

Communication System: CW; Frequency: 2600.000 MHz; Duty Cycle: 1:1

Medium: HSL\_2600\_231213 Medium parameters used:  $f = 2600.000$  MHz;  $\sigma = 1.99$  S/m;  $\epsilon_r = 38.8$

Ambient Temperature: 23.4°C; Liquid Temperature: 22.4°C

#### DASY8 Configuration:

- Probe: EX3DV4 - SN7692; ConvF(7.69, 7.52, 8.7); Calibrated: 2023-07-18
- Sensor-Surface: 1.4 mm
- Electronics: DAE4 Sn661; Calibrated: 2023-05-23
- Phantom: ELI V8.0 (20deg probe tilt); Serial: 2155; Section: Flat
- Measurement Software: 16.2.4.2524
- UID: CW, 0--

**Pin=17.0dBm/Area Scan (40.0 mm x 80.0 mm):** Measurement Grid: 10.0 mm x 10.0 mm

SAR (1g) = 2.65 W/kg; SAR (10g) = 1.23 W/kg;

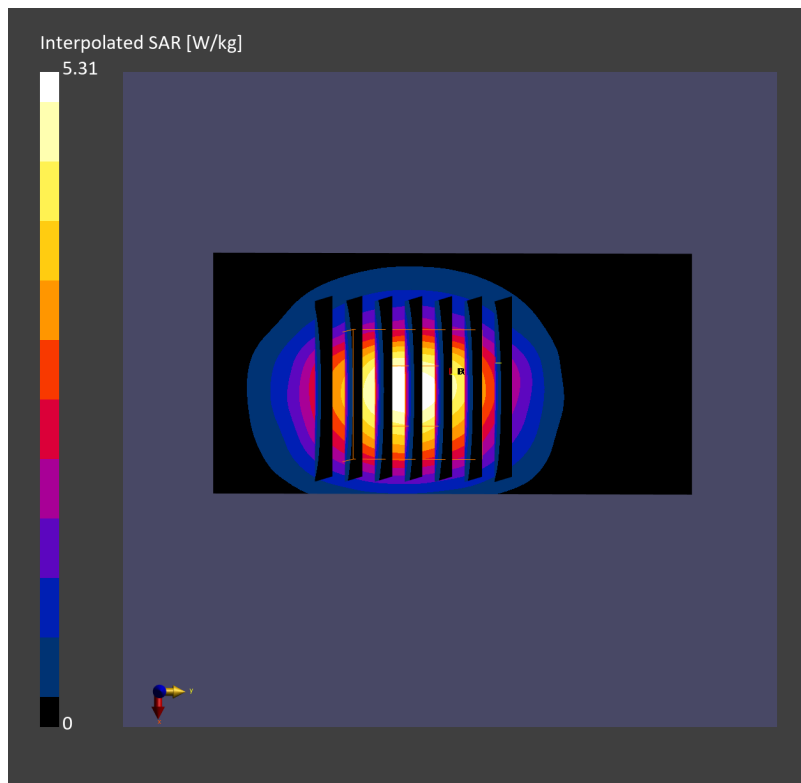
**Pin=17.0dBm/Zoom Scan (30.0 mm x 30.0 mm x 30.0 mm):** Measurement Grid: 5.0 mm x 5.0 mm x 1.5 mm

Power Drift = -0.02 dB

SAR (1g) = 2.71 W/kg; SAR (8g) = 1.39 W/kg; SAR (10g) = 1.26 W/kg

Smallest distance from peaks to all points 3 dB below = 9.0 mm

Ratio of SAR at M2 to SAR at M1 = 82.4 %





## System Check\_Head\_3500MHz

### DUT: D3500V2 - SN1036

Communication System: CW; Frequency: 3500.000 MHz; Duty Cycle: 1:1  
Medium: HSL\_3500\_231211 Medium parameters used:  $f=3500.000$  MHz;  $\sigma=2.99$  S/m;  $\epsilon_r=37.8$   
Ambient Temperature: 23.5°C; Liquid Temperature: 22.5°C

#### DASY6 Configuration:

- Probe: EX3DV4 - SN7793; ConvF(6.18, 6.0, 6.31); Calibrated: 2023-03-08
- Sensor-Surface: 1.4 mm
- Electronics: DAE4 Sn376; Calibrated: 2023-09-14
- Phantom: ELI V8.0-I; Serial: 2196-0mm; Section: Flat
- Measurement Software: 16.2.4.2524
- UID: CW

**Pin=17.0dBm/Area Scan (40.0 mm x 80.0 mm):** Measurement Grid: 10.0 mm x 10.0 mm

SAR (1g) = 3.30 W/kg; SAR (10g) = 1.26 W/kg;

**Pin=17.0dBm/Zoom Scan (28.0 mm x 28.0 mm x 28.0 mm):** Measurement Grid: 5.0 mm x 5.0 mm x 1.4 mm

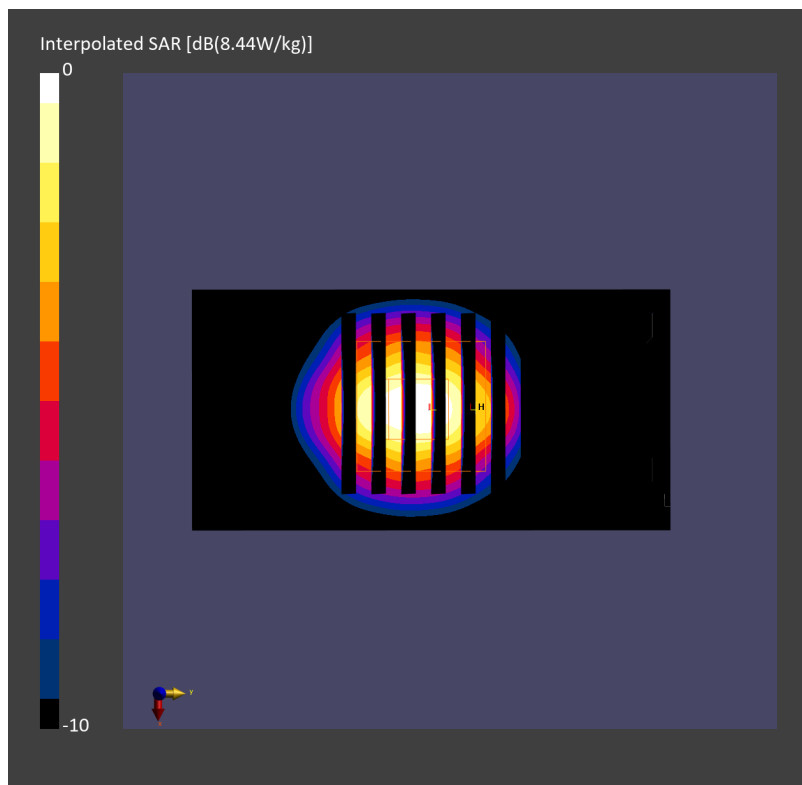
mm

Power Drift = 0.02 dB

SAR (1g) = 3.38 W/kg; SAR (8g) = 1.48 W/kg; SAR (10g) = 1.31 W/kg

Smallest distance from peaks to all points 3 dB below = 8.1 mm

Ratio of SAR at M2 to SAR at M1 = 76.4 %



## System Check\_Head\_3700MHz

### DUT: D3700V2 - SN1006

Communication System: CW; Frequency: 3700.000 MHz; Duty Cycle: 1:1

Medium: HSL\_3700\_231210 Medium parameters used:  $f=3700.000$  MHz;  $\sigma=3.16$  S/m;  $\epsilon_r=37.4$

Ambient Temperature: 23.5°C; Liquid Temperature: 22.5°C

#### DASY6 Configuration:

- Probe: EX3DV4 - SN3728; ConvF(6.49, 6.49, 6.49); Calibrated: 2023-03-22
- Sensor-Surface: 1.4 mm
- Electronics: DAE4 Sn1776; Calibrated: 2023-03-03
- Phantom: ELI V4.0 (20deg probe tilt); Serial: 1227\_0mm; Section: Flat
- Measurement Software: 16.2.4.2524
- UID: CW, 0--

**Pin=17.0dBm/Area Scan (40.0 mm x 80.0 mm):** Measurement Grid: 10.0 mm x 10.0 mm

SAR (1g) = 3.65 W/kg; SAR (10g) = 1.38 W/kg;

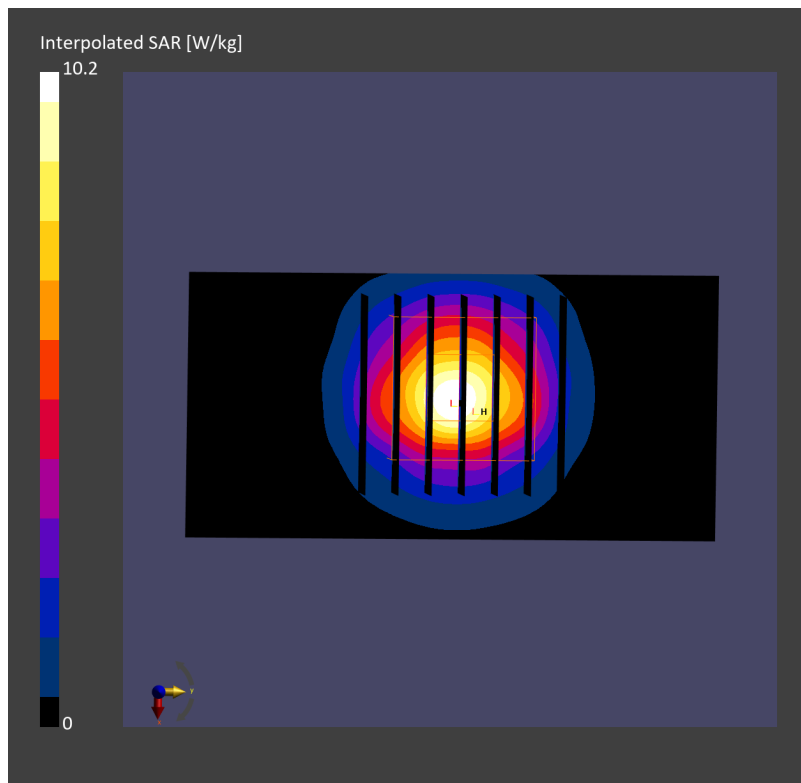
**Pin=17.0dBm/Zoom Scan (28.0 mm x 28.0 mm x 28.0 mm):** Measurement Grid: 5.0 mm x 5.0 mm x 1.4 mm

Power Drift = -0.03 dB

SAR (1g) = 3.60 W/kg; SAR (8g) = 1.53 W/kg; SAR (10g) = 1.30 W/kg

Smallest distance from peaks to all points 3 dB below = 8.6 mm

Ratio of SAR at M2 to SAR at M1 = 73.7 %



## System Check\_Head\_3700MHz

### DUT: D3700V2 - SN1006

Communication System: CW; Frequency: 3700.000 MHz; Duty Cycle: 1:1

Medium: HSL\_3700\_231211 Medium parameters used:  $f=3700.000$  MHz;  $\sigma=3.16$  S/m;  $\epsilon_r=37.6$

Ambient Temperature: 23.5°C; Liquid Temperature: 22.5°C

#### DASY6 Configuration:

- Probe: EX3DV4 - SN7793; ConvF(6.15, 5.95, 6.26); Calibrated: 2023-03-08
- Sensor-Surface: 1.4 mm
- Electronics: DAE4 Sn376; Calibrated: 2023-09-14
- Phantom: ELI V8.0-I; Serial: 2196-0mm; Section: Flat
- Measurement Software: 16.2.4.2524
- UID: CW, 0

**Pin=17.0dBm/Area Scan (40.0 mm x 80.0 mm):** Measurement Grid: 10.0 mm x 10.0 mm  
SAR (1g) = 3.15 W/kg; SAR (10g) = 1.17 W/kg;

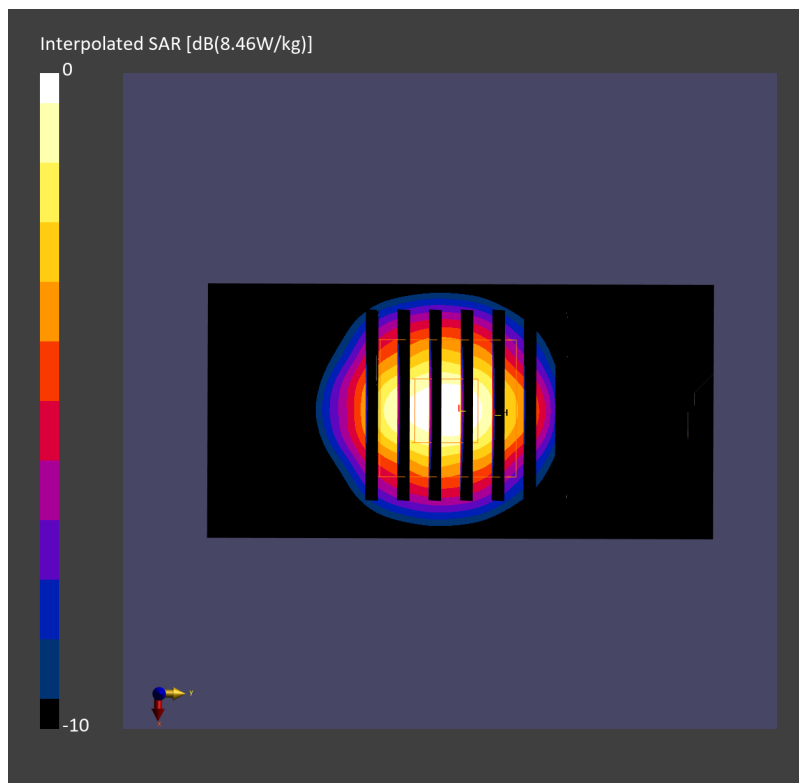
**Pin=17.0dBm/Zoom Scan (28.0 mm x 28.0 mm x 28.0 mm):** Measurement Grid: 5.0 mm x 5.0 mm x 1.4 mm

Power Drift = 0.02 dB

SAR (1g) = 3.23 W/kg; SAR (8g) = 1.38 W/kg; SAR (10g) = 1.22 W/kg

Smallest distance from peaks to all points 3 dB below = 8.0 mm

Ratio of SAR at M2 to SAR at M1 = 74.7 %



## System Check\_Head\_3700MHz

### DUT: D3700V2 - SN1006

Communication System: CW; Frequency: 3700.000 MHz; Duty Cycle: 1:1

Medium: HSL\_3700\_231214 Medium parameters used:  $f=3700.000$  MHz;  $\sigma=3.08$  S/m;  $\epsilon_r=37.5$

Ambient Temperature: 23.5°C; Liquid Temperature: 22.5°C

#### DASY8 Configuration:

- Probe: EX3DV4 - SN7692; ConvF(7.11, 6.91, 8.06); Calibrated: 2023-07-18
- Sensor-Surface: 1.4 mm
- Electronics: DAE4 Sn661; Calibrated: 2023-05-23
- Phantom: ELI V8.0 (20deg probe tilt); Serial: 2155; Section: Flat
- Measurement Software: 16.2.4.2524
- UID: CW, 0--

**Pin=17.0dBm/Area Scan (40.0 mm x 80.0 mm):** Measurement Grid: 10.0 mm x 10.0 mm

SAR (1g) = 2.86 W/kg; SAR (10g) = 1.09 W/kg;

**Pin=17.0dBm/Zoom Scan (28.0 mm x 28.0 mm x 28.0 mm):** Measurement Grid: 5.0 mm x 5.0 mm x 1.4 mm

Power Drift = -0.05 dB

SAR (1g) = 3.01 W/kg; SAR (8g) = 1.27 W/kg; SAR (10g) = 1.12 W/kg

Smallest distance from peaks to all points 3 dB below = 8.1 mm

Ratio of SAR at M2 to SAR at M1 = 75.7 %

