

Channel No.	Frequency (MHz)	Channel Bandwidth (MHz)	RB Size	RB Offset	Output Power (dBm)	ERP (dBm)	Limit (dBm)
64QAM							
26715	816.50	5	1	0	21.84	21.54	< 38.45
26865	831.50				21.80	21.50	< 38.45
27015	846.50				21.38	21.08	< 38.45
26715	816.50	5	1	12	22.01	21.71	< 38.45
26865	831.50				21.79	21.49	< 38.45
27015	846.50				21.54	21.24	< 38.45
26715	816.50	5	1	24	21.96	21.66	< 38.45
26865	831.50				21.65	21.35	< 38.45
27015	846.50				21.15	20.85	< 38.45
26715	816.50	5	25	0	20.66	20.36	< 38.45
26865	831.50				20.77	20.47	< 38.45
27015	844.00				20.68	20.38	< 38.45
26740	819.00	10	1	0	21.81	21.51	< 38.45
26865	831.50				22.38	22.08	< 38.45
26990	844.00				22.21	21.91	< 38.45
26740	819.00	10	1	24	21.83	21.53	< 38.45
26865	831.50				21.98	21.68	< 38.45
26990	844.00				21.43	21.13	< 38.45
26740	819.00	10	1	49	21.74	21.44	< 38.45
26865	831.50				21.91	21.61	< 38.45
26990	844.00				21.22	20.92	< 38.45
26740	819.00	10	50	0	20.79	20.49	< 38.45
26865	831.50				20.75	20.45	< 38.45
26990	844.00				20.59	20.29	< 38.45
Note: The ERP (dBm) = Output Power (dBm) + Antenna Gain (dBi) - 2.15							

Channel No.	Frequency (MHz)	Channel Bandwidth (MHz)	RB Size	RB Offset	Output Power (dBm)	ERP (dBm)	Limit (dBm)
64QAM							
26765	821.50	15	1	0	22.70	22.40	< 38.45
26865	831.50				22.39	22.09	< 38.45
26965	841.50				22.36	22.06	< 38.45
26765	821.50	15	1	37	22.72	22.42	< 38.45
26865	831.50				22.27	21.97	< 38.45
26965	841.50				22.17	21.87	< 38.45
26765	821.50	15	1	74	22.56	22.26	< 38.45
26865	831.50				22.21	21.91	< 38.45
26965	841.50				21.48	21.18	< 38.45
26765	821.50	15	75	0	21.24	20.94	< 38.45
26865	831.50				21.08	20.78	< 38.45
26965	841.50				20.70	20.40	< 38.45
Note: The ERP (dBm) = Output Power (dBm) + Antenna Gain (dBi) - 2.15							

Product	LTE-A Cat 16 M.2 Module	Test Engineer	Candy Luo
Test Date	2020/08/17	Test Site	SR6
Test Band	Band 7		

Channel No.	Frequency (MHz)	Channel Bandwidth (MHz)	RB Size	RB Offset	Output Power (dBm)	EIRP (dBm)	Limit (dBm)
QPSK							
20775	2502.50	5	1	0	23.29	24.61	< 33.01
21100	2535.00				24.26	25.58	< 33.01
21425	2567.50				23.08	24.40	< 33.01
20775	2502.50	5	1	12	23.46	24.78	< 33.01
21100	2535.00				24.18	25.50	< 33.01
21425	2567.50				23.41	24.73	< 33.01
20775	2502.50	5	1	24	23.49	24.81	< 33.01
21100	2535.00				23.97	25.29	< 33.01
21425	2567.50				23.74	25.06	< 33.01
20775	2502.50	5	25	0	23.26	24.58	< 33.01
21100	2535.00				23.26	24.58	< 33.01
21425	2567.50				23.48	24.80	< 33.01
20800	2505.00	10	1	0	23.97	25.29	< 33.01
21100	2535.00				23.98	25.30	< 33.01
21400	2565.00				23.26	24.58	< 33.01
20800	2505.00	10	1	24	24.13	25.45	< 33.01
21100	2535.00				23.86	25.18	< 33.01
21400	2565.00				23.13	24.45	< 33.01
20800	2505.00	10	1	49	24.12	25.44	< 33.01
21100	2535.00				23.56	24.88	< 33.01
21400	2565.00				23.42	24.74	< 33.01
20800	2505.00	10	50	0	23.11	24.43	< 33.01
21100	2535.00				23.00	24.32	< 33.01
21400	2565.00				23.09	24.41	< 33.01

Note: The EIRP (dBm) = Output Power (dBm) + Antenna Gain (dBi)

Channel No.	Frequency (MHz)	Channel Bandwidth (MHz)	RB Size	RB Offset	Output Power (dBm)	EIRP (dBm)	Limit (dBm)
QPSK							
20825	2507.50	15	1	0	23.51	24.83	< 33.01
21100	2535.00				24.28	25.60	< 33.01
21375	2562.50				23.39	24.71	< 33.01
20825	2507.50	15	1	37	23.65	24.97	< 33.01
21100	2535.00				23.10	24.42	< 33.01
21375	2562.50				23.17	24.49	< 33.01
20825	2507.50	15	1	74	23.90	25.22	< 33.01
21100	2535.00				24.05	25.37	< 33.01
21375	2562.50				23.51	24.83	< 33.01
20825	2507.50	15	75	0	23.45	24.77	< 33.01
21100	2535.00				23.46	24.78	< 33.01
21375	2562.50				23.18	24.50	< 33.01
20850	2510.00	20	1	0	23.79	25.11	< 33.01
21100	2535.00				24.39	25.71	< 33.01
21350	2560.00				23.04	24.36	< 33.01
20850	2510.00	20	1	49	23.88	25.20	< 33.01
21100	2535.00				24.31	25.63	< 33.01
21350	2560.00				23.32	24.64	< 33.01
20850	2510.00	20	1	99	23.75	25.07	< 33.01
21100	2535.00				24.25	25.57	< 33.01
21350	2560.00				23.86	25.18	< 33.01
20850	2510.00	20	100	0	23.31	24.63	< 33.01
21100	2535.00				23.69	25.01	< 33.01
21350	2560.00				23.28	24.60	< 33.01
Note: The EIRP (dBm) = Output Power (dBm) + Antenna Gain (dBi)							

Channel No.	Frequency (MHz)	Channel Bandwidth (MHz)	RB Size	RB Offset	Output Power (dBm)	EIRP (dBm)	Limit (dBm)
16QAM							
20775	2502.50	5	1	0	22.38	23.70	< 33.01
21100	2535.00				23.33	24.65	< 33.01
21425	2567.50				22.35	23.67	< 33.01
20775	2502.50	5	1	12	22.65	23.97	< 33.01
21100	2535.00				23.22	24.54	< 33.01
21425	2567.50				22.79	24.11	< 33.01
20775	2502.50	5	1	24	22.94	24.26	< 33.01
21100	2535.00				23.14	24.46	< 33.01
21425	2567.50				22.85	24.17	< 33.01
20775	2502.50	5	25	0	22.02	23.34	< 33.01
21100	2535.00				22.25	23.57	< 33.01
21425	2567.50				21.72	23.04	< 33.01
20800	2505.00	10	1	0	22.69	24.01	< 33.01
21100	2535.00				23.51	24.83	< 33.01
21400	2565.00				22.21	23.53	< 33.01
20800	2505.00	10	1	24	22.82	24.14	< 33.01
21100	2535.00				23.25	24.57	< 33.01
21400	2565.00				22.14	23.46	< 33.01
20800	2505.00	10	1	49	22.82	24.14	< 33.01
21100	2535.00				23.22	24.54	< 33.01
21400	2565.00				22.71	24.03	< 33.01
20800	2505.00	10	50	0	22.16	23.48	< 33.01
21100	2535.00				22.01	23.33	< 33.01
21400	2565.00				21.47	22.79	< 33.01
Note: The EIRP (dBm) = Output Power (dBm) + Antenna Gain (dBi)							

Channel No.	Frequency (MHz)	Channel Bandwidth (MHz)	RB Size	RB Offset	Output Power (dBm)	EIRP (dBm)	Limit (dBm)
16QAM							
20825	2507.50	15	1	0	23.02	24.34	< 33.01
21100	2535.00				23.91	25.23	< 33.01
21375	2562.50				21.99	23.31	< 33.01
20825	2507.50	15	1	37	23.32	24.64	< 33.01
21100	2535.00				22.69	24.01	< 33.01
21375	2562.50				21.76	23.08	< 33.01
20825	2507.50	15	1	74	23.44	24.76	< 33.01
21100	2535.00				23.73	25.05	< 33.01
21375	2562.50				22.43	23.75	< 33.01
20825	2507.50	15	75	0	22.48	23.80	< 33.01
21100	2535.00				22.54	23.86	< 33.01
21375	2562.50				21.55	22.87	< 33.01
20850	2510.00	20	1	0	22.97	24.29	< 33.01
21100	2535.00				23.92	25.24	< 33.01
21350	2560.00				22.55	23.87	< 33.01
20850	2510.00	20	1	49	23.09	24.41	< 33.01
21100	2535.00				23.81	25.13	< 33.01
21350	2560.00				22.42	23.74	< 33.01
20850	2510.00	20	1	99	23.39	24.71	< 33.01
21100	2535.00				23.45	24.77	< 33.01
21350	2560.00				23.26	24.58	< 33.01
20850	2510.00	20	100	0	22.33	23.65	< 33.01
21100	2535.00				22.73	24.05	< 33.01
21350	2560.00				21.77	23.09	< 33.01
Note: The EIRP (dBm) = Output Power (dBm) + Antenna Gain (dBi)							

Channel No.	Frequency (MHz)	Channel Bandwidth (MHz)	RB Size	RB Offset	Output Power (dBm)	EIRP (dBm)	Limit (dBm)
64QAM							
20775	2502.50	5	1	0	20.66	21.98	< 33.01
21100	2535.00				21.60	22.92	< 33.01
21425	2567.50				20.57	21.89	< 33.01
20775	2502.50	5	1	12	20.90	22.22	< 33.01
21100	2535.00				21.92	23.24	< 33.01
21425	2567.50				20.77	22.09	< 33.01
20775	2502.50	5	1	24	20.72	22.04	< 33.01
21100	2535.00				21.33	22.65	< 33.01
21425	2567.50				20.88	22.20	< 33.01
20775	2502.50	5	25	0	20.64	21.96	< 33.01
21100	2535.00				21.19	22.51	< 33.01
21425	2567.50				19.76	21.08	< 33.01
20800	2505.00	10	1	0	21.26	22.58	< 33.01
21100	2535.00				21.69	23.01	< 33.01
21400	2565.00				20.52	21.84	< 33.01
20800	2505.00	10	1	24	20.80	22.12	< 33.01
21100	2535.00				21.02	22.34	< 33.01
21400	2565.00				20.63	21.95	< 33.01
20800	2505.00	10	1	49	20.88	22.20	< 33.01
21100	2535.00				20.62	21.94	< 33.01
21400	2565.00				21.19	22.51	< 33.01
20800	2505.00	10	50	0	21.13	22.45	< 33.01
21100	2535.00				20.95	22.27	< 33.01
21400	2565.00				19.66	20.98	< 33.01
Note: The EIRP (dBm) = Output Power (dBm) + Antenna Gain (dBi)							

Channel No.	Frequency (MHz)	Channel Bandwidth (MHz)	RB Size	RB Offset	Output Power (dBm)	EIRP (dBm)	Limit (dBm)
64QAM							
20825	2507.50	15	1	0	20.84	22.16	< 33.01
21100	2535.00				22.15	23.47	< 33.01
21375	2562.50				19.91	21.23	< 33.01
20825	2507.50	15	1	37	21.29	22.61	< 33.01
21100	2535.00				20.33	21.65	< 33.01
21375	2562.50				19.92	21.24	< 33.01
20825	2507.50	15	1	74	20.73	22.05	< 33.01
21100	2535.00				21.25	22.57	< 33.01
21375	2562.50				20.76	22.08	< 33.01
20825	2507.50	15	75	0	21.32	22.64	< 33.01
21100	2535.00				21.38	22.70	< 33.01
21375	2562.50				19.77	21.09	< 33.01
20850	2510.00	20	1	0	21.29	22.61	< 33.01
21100	2535.00				21.98	23.30	< 33.01
21350	2560.00				20.15	21.47	< 33.01
20850	2510.00	20	1	49	20.78	22.10	< 33.01
21100	2535.00				21.26	22.58	< 33.01
21350	2560.00				20.81	22.13	< 33.01
20850	2510.00	20	1	99	20.74	22.06	< 33.01
21100	2535.00				21.44	22.76	< 33.01
21350	2560.00				21.30	22.62	< 33.01
20850	2510.00	20	100	0	21.29	22.61	< 33.01
21100	2535.00				21.79	23.11	< 33.01
21350	2560.00				19.90	21.22	< 33.01
Note: The EIRP (dBm) = Output Power (dBm) + Antenna Gain (dBi)							

Product	LTE-A Cat 16 M.2 Module	Test Engineer	Candy Luo
Test Date	2020/08/17	Test Site	SR6
Test Band	Band 12		

Channel No.	Frequency (MHz)	Channel Bandwidth (MHz)	RB Size	RB Offset	Output Power (dBm)	ERP (dBm)	Limit (dBm)
QPSK							
23017	699.7	1.4	1	0	24.05	19.47	< 44.77
23095	707.5				24.08	19.50	< 44.77
23173	715.3				24.02	19.44	< 44.77
23017	699.7	1.4	1	2	24.18	19.60	< 44.77
23095	707.5				24.14	19.56	< 44.77
23173	715.3				24.12	19.54	< 44.77
23017	699.7	1.4	1	6	24.11	19.53	< 44.77
23095	707.5				24.17	19.59	< 44.77
23173	715.3				24.04	19.46	< 44.77
23017	699.7	1.4	6	0	23.16	18.58	< 44.77
23095	707.5				23.17	18.59	< 44.77
23173	715.3				23.22	18.64	< 44.77
23025	700.5	3	1	0	24.08	19.50	< 44.77
23095	707.5				24.09	19.51	< 44.77
23165	714.5				23.99	19.41	< 44.77
23025	700.5	3	1	7	24.22	19.64	< 44.77
23095	707.5				24.22	19.64	< 44.77
23165	714.5				24.15	19.57	< 44.77
23025	700.5	3	1	14	24.15	19.57	< 44.77
23095	707.5				24.11	19.53	< 44.77
23165	714.5				24.05	19.47	< 44.77
23025	700.5	3	15	0	23.24	18.66	< 44.77
23095	707.5				23.26	18.68	< 44.77
23165	714.5				23.20	18.62	< 44.77

Note: The ERP (dBm) = Output Power (dBm) + Antenna Gain (dBi) - 2.15

Channel No.	Frequency (MHz)	Channel Bandwidth (MHz)	RB Size	RB Offset	Output Power (dBm)	ERP (dBm)	Limit (dBm)
QPSK							
23035	701.5	5	1	0	23.93	19.35	< 44.77
23095	707.5				24.01	19.43	< 44.77
23155	713.5				24.11	19.53	< 44.77
23035	701.5	5	1	12	24.12	19.54	< 44.77
23095	707.5				24.02	19.44	< 44.77
23155	713.5				24.21	19.63	< 44.77
23035	701.5	5	1	24	24.02	19.44	< 44.77
23095	707.5				23.98	19.40	< 44.77
23155	713.5				24.17	19.59	< 44.77
23035	701.5	5	25	0	23.34	18.76	< 44.77
23095	707.5				23.21	18.63	< 44.77
23155	713.5				23.17	18.59	< 44.77
23060	704.0	10	1	0	24.03	19.45	< 44.77
23095	707.5				24.24	19.66	< 44.77
23130	711.0				24.15	19.57	< 44.77
23060	704.0	10	1	24	23.99	19.41	< 44.77
23095	707.5				24.05	19.47	< 44.77
23130	711.0				23.94	19.36	< 44.77
23060	704.0	10	1	49	24.10	19.52	< 44.77
23095	707.5				24.12	19.54	< 44.77
23130	711.0				24.03	19.45	< 44.77
23060	704.0	10	50	0	22.99	18.41	< 44.77
23095	707.5				23.05	18.47	< 44.77
23130	711.0				22.98	18.40	< 44.77

Note: The ERP (dBm) = Output Power (dBm) + Antenna Gain (dBi) - 2.15

Channel No.	Frequency (MHz)	Channel Bandwidth (MHz)	RB Size	RB Offset	Output Power (dBm)	ERP (dBm)	Limit (dBm)
16QAM							
23017	699.7	1.4	1	0	23.36	18.78	< 44.77
23095	707.5				22.87	18.29	< 44.77
23173	715.3				23.06	18.48	< 44.77
23017	699.7	1.4	1	2	23.52	18.94	< 44.77
23095	707.5				22.93	18.35	< 44.77
23173	715.3				23.29	18.71	< 44.77
23017	699.7	1.4	1	6	22.98	18.40	< 44.77
23095	707.5				23.07	18.49	< 44.77
23173	715.3				23.18	18.60	< 44.77
23017	699.7	1.4	6	0	22.15	17.57	< 44.77
23095	707.5				22.22	17.64	< 44.77
23173	715.3				22.23	17.65	< 44.77
23025	700.5	3	1	0	23.33	18.75	< 44.77
23095	707.5				23.37	18.79	< 44.77
23165	714.5				23.42	18.84	< 44.77
23025	700.5	3	1	7	23.34	18.76	< 44.77
23095	707.5				22.98	18.40	< 44.77
23165	714.5				23.72	19.14	< 44.77
23025	700.5	3	1	14	23.23	18.65	< 44.77
23095	707.5				23.43	18.85	< 44.77
23165	714.5				23.45	18.87	< 44.77
23025	700.5	3	15	0	22.14	17.56	< 44.77
23095	707.5				22.32	17.74	< 44.77
23165	714.5				22.13	17.55	< 44.77
Note: The ERP (dBm) = Output Power (dBm) + Antenna Gain (dBi) - 2.15							

Channel No.	Frequency (MHz)	Channel Bandwidth (MHz)	RB Size	RB Offset	Output Power (dBm)	ERP (dBm)	Limit (dBm)
16QAM							
23035	701.5	5	1	0	23.38	18.80	< 44.77
23095	707.5				23.06	18.48	< 44.77
23155	713.5				23.15	18.57	< 44.77
23035	701.5	5	1	12	23.22	18.64	< 44.77
23095	707.5				23.33	18.75	< 44.77
23155	713.5				23.24	18.66	< 44.77
23035	701.5	5	1	24	23.20	18.62	< 44.77
23095	707.5				23.04	18.46	< 44.77
23155	713.5				23.23	18.65	< 44.77
23035	701.5	5	25	0	22.37	17.79	< 44.77
23095	707.5				22.21	17.63	< 44.77
23155	713.5				22.23	17.65	< 44.77
23060	704.0	10	1	0	23.43	18.85	< 44.77
23095	707.5				23.90	19.32	< 44.77
23130	711.0				23.44	18.86	< 44.77
23060	704.0	10	1	24	22.83	18.25	< 44.77
23095	707.5				23.58	19.00	< 44.77
23130	711.0				23.10	18.52	< 44.77
23060	704.0	10	1	49	22.93	18.35	< 44.77
23095	707.5				23.36	18.78	< 44.77
23130	711.0				23.47	18.89	< 44.77
23060	704.0	10	50	0	22.04	17.46	< 44.77
23095	707.5				22.12	17.54	< 44.77
23130	711.0				21.03	16.45	< 44.77
Note: The ERP (dBm) = Output Power (dBm) + Antenna Gain (dBi) - 2.15							

Channel No.	Frequency (MHz)	Channel Bandwidth (MHz)	RB Size	RB Offset	Output Power (dBm)	ERP (dBm)	Limit (dBm)
64QAM							
23017	699.7	1.4	1	0	21.57	16.99	< 44.77
23095	707.5				22.51	17.93	< 44.77
23173	715.3				21.78	17.20	< 44.77
23017	699.7	1.4	1	2	21.41	16.83	< 44.77
23095	707.5				22.63	18.05	< 44.77
23173	715.3				22.00	17.42	< 44.77
23017	699.7	1.4	1	6	21.21	16.63	< 44.77
23095	707.5				22.62	18.04	< 44.77
23173	715.3				21.96	17.38	< 44.77
23017	699.7	1.4	6	0	20.85	16.27	< 44.77
23095	707.5				21.14	16.56	< 44.77
23173	715.3				21.54	16.96	< 44.77
23025	700.5	3	1	0	22.05	17.47	< 44.77
23095	707.5				22.01	17.43	< 44.77
23165	714.5				21.92	17.34	< 44.77
23025	700.5	3	1	7	21.63	17.05	< 44.77
23095	707.5				22.02	17.44	< 44.77
23165	714.5				22.03	17.45	< 44.77
23025	700.5	3	1	14	21.60	17.02	< 44.77
23095	707.5				22.17	17.59	< 44.77
23165	714.5				22.23	17.65	< 44.77
23025	700.5	3	15	0	20.73	16.15	< 44.77
23095	707.5				21.28	16.70	< 44.77
23165	714.5				21.11	16.53	< 44.77
Note: The ERP (dBm) = Output Power (dBm) + Antenna Gain (dBi) - 2.15							

Channel No.	Frequency (MHz)	Channel Bandwidth (MHz)	RB Size	RB Offset	Output Power (dBm)	ERP (dBm)	Limit (dBm)
64QAM							
23035	701.5	5	1	0	21.80	17.22	< 44.77
23095	707.5				21.85	17.27	< 44.77
23155	713.5				22.02	17.44	< 44.77
23035	701.5	5	1	12	21.76	17.18	< 44.77
23095	707.5				22.23	17.65	< 44.77
23155	713.5				21.64	17.06	< 44.77
23035	701.5	5	1	24	23.33	18.75	< 44.77
23095	707.5				21.89	17.31	< 44.77
23155	713.5				22.39	17.81	< 44.77
23035	701.5	5	25	0	20.81	16.23	< 44.77
23095	707.5				21.27	16.69	< 44.77
23155	713.5				21.13	16.55	< 44.77
23060	704.0	10	1	0	21.54	16.96	< 44.77
23095	707.5				22.27	17.69	< 44.77
23130	711.0				22.39	17.81	< 44.77
23060	704.0	10	1	24	22.12	17.54	< 44.77
23095	707.5				22.13	17.55	< 44.77
23130	711.0				21.98	17.40	< 44.77
23060	704.0	10	1	49	22.18	17.60	< 44.77
23095	707.5				21.96	17.38	< 44.77
23130	711.0				22.20	17.62	< 44.77
23060	704.0	10	50	0	20.98	16.40	< 44.77
23095	707.5				21.09	16.51	< 44.77
23130	711.0				20.19	15.61	< 44.77
Note: The ERP (dBm) = Output Power (dBm) + Antenna Gain (dBi) - 2.15							

Product	LTE-A Cat 16 M.2 Module	Test Engineer	Candy Luo
Test Date	2020/08/17	Test Site	SR6
Test Band	Band 13		

Channel No.	Frequency (MHz)	Channel Bandwidth (MHz)	RB Size	RB Offset	Output Power (dBm)	EIRP (dBm)	Limit (dBm)
QPSK							
23205	779.5	5	1	0	24.05	21.80	< 44.77
23230	782.0				24.09	21.84	< 44.77
23255	784.5				24.17	21.92	< 44.77
23205	779.5	5	1	12	24.22	21.97	< 44.77
23230	782.0				24.25	22.00	< 44.77
23255	784.5				24.42	22.17	< 44.77
23205	779.5	5	1	24	24.36	22.11	< 44.77
23230	782.0				24.31	22.06	< 44.77
23255	784.5				24.31	22.06	< 44.77
23205	779.5	5	25	0	23.42	21.17	< 44.77
23230	782.0				23.30	21.05	< 44.77
23255	784.5				23.41	21.16	< 44.77
23230	782.0	10	1	0	24.08	21.83	< 44.77
23230	782.0		1	24	24.06	21.81	< 44.77
23230	782.0		1	49	24.16	21.91	< 44.77
23230	782.0		50	0	23.13	20.88	< 44.77

Note: The ERP (dBm) = Output Power (dBm) + Antenna Gain (dBi) - 2.15

Channel No.	Frequency (MHz)	Channel Bandwidth (MHz)	RB Size	RB Offset	Output Power (dBm)	EIRP (dBm)	Limit (dBm)
16QAM							
23205	779.5	5	1	0	23.47	21.22	< 44.77
23230	782.0				23.15	20.90	< 44.77
23255	784.5				23.34	21.09	< 44.77
23205	779.5	5	1	12	23.55	21.30	< 44.77
23230	782.0				23.47	21.22	< 44.77
23255	784.5				23.68	21.43	< 44.77
23205	779.5	5	1	24	23.62	21.37	< 44.77
23230	782.0				23.38	21.13	< 44.77
23255	784.5				23.23	20.98	< 44.77
23205	779.5	5	25	0	22.51	20.26	< 44.77
23230	782.0				22.32	20.07	< 44.77
23255	784.5				22.42	20.17	< 44.77
23230	782.0	10	1	0	23.60	21.35	< 44.77
23230	782.0		1	24	23.71	21.46	< 44.77
23230	782.0		1	49	23.89	21.64	< 44.77
23230	782.0		50	0	22.10	19.85	< 44.77
Note: The ERP (dBm) = Output Power (dBm) + Antenna Gain (dBi) - 2.15							

Channel No.	Frequency (MHz)	Channel Bandwidth (MHz)	RB Size	RB Offset	Output Power (dBm)	EIRP (dBm)	Limit (dBm)
64QAM							
23205	779.5	5	1	0	21.92	19.67	< 44.77
23230	782.0				22.56	20.31	< 44.77
23255	784.5				22.55	20.30	< 44.77
23205	779.5	5	1	12	22.40	20.15	< 44.77
23230	782.0				22.26	20.01	< 44.77
23255	784.5				22.77	20.52	< 44.77
23205	779.5	5	1	24	22.54	20.29	< 44.77
23230	782.0				22.36	20.11	< 44.77
23255	784.5				22.22	19.97	< 44.77
23205	779.5	5	25	0	21.23	18.98	< 44.77
23230	782.0				21.21	18.96	< 44.77
23255	784.5				21.32	19.07	< 44.77
23230	782.0	10	1	0	22.31	20.06	< 44.77
23230	782.0		1	24	22.35	20.10	< 44.77
23230	782.0		1	49	22.70	20.45	< 44.77
23230	782.0		50	0	21.22	18.97	< 44.77
Note: The ERP (dBm) = Output Power (dBm) + Antenna Gain (dBi) - 2.15							

Product	LTE-A Cat 16 M.2 Module	Test Engineer	Candy Luo
Test Date	2020/08/17	Test Site	SR6
Test Band	Band 38/41		

Channel No.	Frequency (MHz)	Channel Bandwidth (MHz)	RB Size	RB Offset	Output Power (dBm)	EIRP (dBm)	Limit (dBm)
QPSK							
37775	2572.50	5	1	0	23.93	24.86	< 33.01
38000	2595.00				23.56	24.49	< 33.01
38225	2617.50				23.78	24.71	< 33.01
37775	2572.50	5	1	12	24.04	24.97	< 33.01
38000	2595.00				24.16	25.09	< 33.01
38225	2617.50				23.97	24.90	< 33.01
37775	2572.50	5	1	24	23.99	24.92	< 33.01
38000	2595.00				23.72	24.65	< 33.01
38225	2617.50				23.77	24.70	< 33.01
37775	2572.50	5	25	0	23.98	24.91	< 33.01
38000	2595.00				23.91	24.84	< 33.01
38225	2617.50				23.36	24.29	< 33.01
37800	2575.00	10	1	0	23.94	24.87	< 33.01
38000	2595.00				23.64	24.57	< 33.01
38200	2615.00				23.38	24.31	< 33.01
37800	2575.00	10	1	24	24.01	24.94	< 33.01
38000	2595.00				23.91	24.84	< 33.01
38200	2615.00				24.28	25.21	< 33.01
37800	2575.00	10	1	49	23.95	24.88	< 33.01
38000	2595.00				23.66	24.59	< 33.01
38200	2615.00				23.28	24.21	< 33.01
37800	2575.00	10	50	0	23.90	24.83	< 33.01
38000	2595.00				23.78	24.71	< 33.01
38200	2615.00				23.79	24.72	< 33.01

Note: The EIRP (dBm) = Output Power (dBm) + Antenna Gain (dBi)

Channel No.	Frequency (MHz)	Channel Bandwidth (MHz)	RB Size	RB Offset	Output Power (dBm)	EIRP (dBm)	Limit (dBm)
QPSK							
37825	2577.50	15	1	0	23.38	24.31	< 33.01
38000	2595.00				23.83	24.76	< 33.01
38175	2612.50				24.02	24.95	< 33.01
37825	2577.50	15	1	37	24.37	25.30	< 33.01
38000	2595.00				24.02	24.95	< 33.01
38175	2612.50				24.17	25.10	< 33.01
37825	2577.50	15	1	74	24.43	25.36	< 33.01
38000	2595.00				23.86	24.79	< 33.01
38175	2612.50				23.92	24.85	< 33.01
37825	2577.50	15	75	0	24.20	25.13	< 33.01
38000	2595.00				24.19	25.12	< 33.01
38175	2612.50				24.21	25.14	< 33.01
37850	2580.00	20	1	0	24.30	25.23	< 33.01
38000	2595.00				23.69	24.62	< 33.01
38150	2610.00				23.78	24.71	< 33.01
37850	2580.00	20	1	49	24.33	25.26	< 33.01
38000	2595.00				23.70	24.63	< 33.01
38150	2610.00				24.39	25.32	< 33.01
37850	2580.00	20	1	99	24.35	25.28	< 33.01
38000	2595.00				23.65	24.58	< 33.01
38150	2610.00				23.41	24.34	< 33.01
37850	2580.00	20	100	0	24.19	25.12	< 33.01
38000	2595.00				24.12	25.05	< 33.01
38150	2610.00				24.01	24.94	< 33.01
Note: The EIRP (dBm) = Output Power (dBm) + Antenna Gain (dBi)							

Channel No.	Frequency (MHz)	Channel Bandwidth (MHz)	RB Size	RB Offset	Output Power (dBm)	EIRP (dBm)	Limit (dBm)
16QAM							
37775	2572.50	5	1	0	23.44	24.37	< 33.01
38000	2595.00				23.30	24.23	< 33.01
38225	2617.50				23.10	24.03	< 33.01
37775	2572.50	5	1	12	23.96	24.89	< 33.01
38000	2595.00				23.30	24.23	< 33.01
38225	2617.50				23.80	24.73	< 33.01
37775	2572.50	5	1	24	23.46	24.39	< 33.01
38000	2595.00				23.50	24.43	< 33.01
38225	2617.50				23.71	24.64	< 33.01
37775	2572.50	5	25	0	23.93	24.86	< 33.01
38000	2595.00				23.29	24.22	< 33.01
38225	2617.50				22.78	23.71	< 33.01
37800	2575.00	10	1	0	23.92	24.85	< 33.01
38000	2595.00				23.01	23.94	< 33.01
38200	2615.00				22.75	23.68	< 33.01
37800	2575.00	10	1	24	23.64	24.57	< 33.01
38000	2595.00				23.20	24.13	< 33.01
38200	2615.00				23.79	24.72	< 33.01
37800	2575.00	10	1	49	23.34	24.27	< 33.01
38000	2595.00				22.73	23.66	< 33.01
38200	2615.00				23.10	24.03	< 33.01
37800	2575.00	10	50	0	22.94	23.87	< 33.01
38000	2595.00				23.59	24.52	< 33.01
38200	2615.00				23.05	23.98	< 33.01
Note: The EIRP (dBm) = Output Power (dBm) + Antenna Gain (dBi)							

Channel No.	Frequency (MHz)	Channel Bandwidth (MHz)	RB Size	RB Offset	Output Power (dBm)	EIRP (dBm)	Limit (dBm)
16QAM							
37825	2577.50	15	1	0	22.87	23.80	< 33.01
38000	2595.00				23.39	24.32	< 33.01
38175	2612.50				23.03	23.96	< 33.01
37825	2577.50	15	1	37	23.38	24.31	< 33.01
38000	2595.00				23.95	24.88	< 33.01
38175	2612.50				23.19	24.12	< 33.01
37825	2577.50	15	1	74	23.82	24.75	< 33.01
38000	2595.00				23.31	24.24	< 33.01
38175	2612.50				22.94	23.87	< 33.01
37825	2577.50	15	75	0	24.04	24.97	< 33.01
38000	2595.00				23.90	24.83	< 33.01
38175	2612.50				23.92	24.85	< 33.01
37850	2580.00	20	1	0	23.36	24.29	< 33.01
38000	2595.00				23.63	24.56	< 33.01
38150	2610.00				23.00	23.93	< 33.01
37850	2580.00	20	1	49	23.67	24.60	< 33.01
38000	2595.00				23.45	24.38	< 33.01
38150	2610.00				23.53	24.46	< 33.01
37850	2580.00	20	1	99	24.14	25.07	< 33.01
38000	2595.00				23.35	24.28	< 33.01
38150	2610.00				23.29	24.22	< 33.01
37850	2580.00	20	100	0	23.79	24.72	< 33.01
38000	2595.00				23.34	24.27	< 33.01
38150	2610.00				23.27	24.20	< 33.01
Note: The EIRP (dBm) = Output Power (dBm) + Antenna Gain (dBi)							

Channel No.	Frequency (MHz)	Channel Bandwidth (MHz)	RB Size	RB Offset	Output Power (dBm)	EIRP (dBm)	Limit (dBm)
64QAM							
37775	2572.50	5	1	0	23.28	24.21	< 33.01
38000	2595.00				22.51	23.44	< 33.01
38225	2617.50				22.31	23.24	< 33.01
37775	2572.50	5	1	12	23.19	24.12	< 33.01
38000	2595.00				23.17	24.10	< 33.01
38225	2617.50				23.34	24.27	< 33.01
37775	2572.50	5	1	24	22.48	23.41	< 33.01
38000	2595.00				22.96	23.89	< 33.01
38225	2617.50				23.24	24.17	< 33.01
37775	2572.50	5	25	0	23.91	24.84	< 33.01
38000	2595.00				23.20	24.13	< 33.01
38225	2617.50				21.96	22.89	< 33.01
37800	2575.00	10	1	0	23.05	23.98	< 33.01
38000	2595.00				22.29	23.22	< 33.01
38200	2615.00				22.28	23.21	< 33.01
37800	2575.00	10	1	24	23.36	24.29	< 33.01
38000	2595.00				22.97	23.90	< 33.01
38200	2615.00				23.21	24.14	< 33.01
37800	2575.00	10	1	49	22.56	23.49	< 33.01
38000	2595.00				22.55	23.48	< 33.01
38200	2615.00				23.02	23.95	< 33.01
37800	2575.00	10	50	0	22.27	23.20	< 33.01
38000	2595.00				22.72	23.65	< 33.01
38200	2615.00				22.36	23.29	< 33.01
Note: The EIRP (dBm) = Output Power (dBm) + Antenna Gain (dBi)							

Channel No.	Frequency (MHz)	Channel Bandwidth (MHz)	RB Size	RB Offset	Output Power (dBm)	EIRP (dBm)	Limit (dBm)
64QAM							
37825	2577.50	15	1	0	22.24	23.17	< 33.01
38000	2595.00				22.80	23.73	< 33.01
38175	2612.50				22.23	23.16	< 33.01
37825	2577.50	15	1	37	22.46	23.39	< 33.01
38000	2595.00				23.66	24.59	< 33.01
38175	2612.50				22.36	23.29	< 33.01
37825	2577.50	15	1	74	22.82	23.75	< 33.01
38000	2595.00				22.76	23.69	< 33.01
38175	2612.50				22.51	23.44	< 33.01
37825	2577.50	15	75	0	23.19	24.12	< 33.01
38000	2595.00				23.22	24.15	< 33.01
38175	2612.50				23.72	24.65	< 33.01
37850	2580.00	20	1	0	22.64	23.57	< 33.01
38000	2595.00				23.07	24.00	< 33.01
38150	2610.00				22.79	23.72	< 33.01
37850	2580.00	20	1	49	23.57	24.50	< 33.01
38000	2595.00				22.79	23.72	< 33.01
38150	2610.00				23.30	24.23	< 33.01
37850	2580.00	20	1	99	23.19	24.12	< 33.01
38000	2595.00				22.77	23.70	< 33.01
38150	2610.00				22.71	23.64	< 33.01
37850	2580.00	20	100	0	23.46	24.39	< 33.01
38000	2595.00				23.26	24.19	< 33.01
38150	2610.00				22.33	23.26	< 33.01
Note: The EIRP (dBm) = Output Power (dBm) + Antenna Gain (dBi)							

Product	LTE-A Cat 16 M.2 Module	Test Engineer	Candy Luo
Test Date	2020/08/17	Test Site	SR6
Test Band	Intra-Band CA_41C		

Frequency (MHz)		Channel Bandwidth (MHz)	PCC RB	SCC RB	Output Power (dBm)	EIRP (dBm)	Limit (dBm)
PCC	SCC						
QPSK							
2506.00	2525.80	20+20	P_1@0	S_0@0	23.54	24.47	< 33.01
2583.10	2602.90				23.13	24.06	< 33.01
2660.20	2680.00				23.29	24.22	< 33.01
2506.00	2525.80		P_1@49	S_0@0	23.61	24.54	< 33.01
2583.10	2602.90				23.60	24.53	< 33.01
2660.20	2680.00				23.58	24.51	< 33.01
2506.00	2525.80		P_1@99	S_0@0	23.62	24.55	< 33.01
2583.10	2602.90				23.07	24.00	< 33.01
2660.20	2680.00				23.19	24.12	< 33.01
2506.00	2525.80		P_100@0	S_0@0	23.32	24.25	< 33.01
2583.10	2602.90				23.26	24.19	< 33.01
2660.20	2680.00				23.21	24.14	< 33.01
2506.00	2523.10	20+15	P_1@0	S_0@0	23.71	24.64	< 33.01
2585.60	2602.70				23.70	24.63	< 33.01
2665.10	2682.20				23.50	24.43	< 33.01
2506.00	2523.10		P_1@49	S_0@0	23.69	24.62	< 33.01
2585.60	2602.70				23.57	24.50	< 33.01
2665.10	2682.20				23.43	24.36	< 33.01
2506.00	2523.10		P_1@99	S_0@0	23.57	24.50	< 33.01
2585.60	2602.70				23.09	24.02	< 33.01
2665.10	2682.20				23.27	24.20	< 33.01
2506.00	2523.10		P_100@0	S_0@0	23.30	24.23	< 33.01
2585.60	2602.70				23.06	23.99	< 33.01
2665.10	2682.20				23.35	24.28	< 33.01

Note: The EIRP (dBm) = Output Power (dBm) + Antenna Gain (dBi)

Frequency (MHz)		Channel Bandwidth (MHz)	PCC RB	SCC RB	Output Power (dBm)	EIRP (dBm)	Limit (dBm)
PCC	SCC						
QPSK							
2503.80	2520.90	15+20	P_1@0	S_0@0	23.73	24.66	< 33.01
2593.30	2600.40				23.47	24.40	< 33.01
2662.90	2680.00				23.31	24.24	< 33.01
2503.80	2520.90		P_1@36	S_0@0	23.68	24.61	< 33.01
2593.30	2600.40				23.77	24.70	< 33.01
2662.90	2680.00				23.51	24.44	< 33.01
2503.80	2520.90		P_1@74	S_0@0	23.71	24.64	< 33.01
2593.30	2600.40				23.38	24.31	< 33.01
2662.90	2680.00				23.18	24.11	< 33.01
2503.80	2520.90		P_75@0	S_0@0	23.42	24.35	< 33.01
2593.30	2600.40				23.49	24.42	< 33.01
2662.90	2680.00				23.40	24.33	< 33.01
2506.00	2520.40	20+10	P_1@0	S_0@0	23.67	24.60	< 33.01
2588.10	2602.50				23.02	23.95	< 33.01
2670.10	2684.50				23.18	24.11	< 33.01
2506.00	2520.40		P_1@49	S_0@0	23.47	24.40	< 33.01
2588.10	2602.50				23.81	24.74	< 33.01
2670.10	2684.50				23.36	24.29	< 33.01
2506.00	2520.40		P_1@99	S_0@0	23.64	24.57	< 33.01
2588.10	2602.50				23.52	24.45	< 33.01
2670.10	2684.50				23.02	23.95	< 33.01
2506.00	2520.40		P_100@0	S_0@0	23.30	24.23	< 33.01
2588.10	2602.50				23.39	24.32	< 33.01
2670.10	2684.50				23.04	23.97	< 33.01
Note: The EIRP (dBm) = Output Power (dBm) + Antenna Gain (dBi)							

Frequency (MHz)		Channel Bandwidth (MHz)	PCC RB	SCC RB	Output Power (dBm)	EIRP (dBm)	Limit (dBm)
PCC	SCC						
QPSK							
2501.50	2515.90	10+20	P_1@0	S_0@0	23.45	24.38	< 33.01
2583.60	2598.00				23.35	24.28	< 33.01
2665.60	2680.00				23.17	24.10	< 33.01
2501.50	2515.90		P_1@24	S_0@0	23.51	24.44	< 33.01
2583.60	2598.00				23.57	24.50	< 33.01
2665.60	2680.00				23.35	24.28	< 33.01
2501.50	2515.90		P_1@49	S_0@0	23.35	24.28	< 33.01
2583.60	2598.00				23.39	24.32	< 33.01
2665.60	2680.00				23.19	24.12	< 33.01
2501.50	2515.90		P_50@0	S_0@0	23.17	24.10	< 33.01
2583.60	2598.00				23.17	24.10	< 33.01
2665.60	2680.00				23.10	24.03	< 33.01
2506.00	2517.70	20+5	P_1@0	S_0@0	23.52	24.45	< 33.01
2590.50	2602.20				23.17	24.10	< 33.01
2675.00	2686.70				23.06	23.99	< 33.01
2506.00	2517.70		P_1@49	S_0@0	23.51	24.44	< 33.01
2590.50	2602.20				23.60	24.53	< 33.01
2675.00	2686.70				23.05	23.98	< 33.01
2506.00	2517.70		P_1@99	S_0@0	23.60	24.53	< 33.01
2590.50	2602.20				23.28	24.21	< 33.01
2675.00	2686.70				23.11	24.04	< 33.01
2506.00	2517.70		P_100@	S_0@0	23.38	24.31	< 33.01
2590.50	2602.20				23.42	24.35	< 33.01
2675.00	2686.70				23.24	24.17	< 33.01

Note: The EIRP (dBm) = Output Power (dBm) + Antenna Gain (dBi)

Frequency (MHz)		Channel Bandwidth (MHz)	PCC RB	SCC RB	Output Power (dBm)	EIRP (dBm)	Limit (dBm)
PCC	SCC						
QPSK							
2499.30	2511.00	5+20	P_1@0	S_0@0	23.12	24.05	< 33.01
2583.80	2595.50				23.27	24.20	< 33.01
2668.30	2680.00				23.18	24.11	< 33.01
2499.30	2511.00		P_1@12	S_0@0	23.29	24.22	< 33.01
2583.80	2595.50				23.43	24.36	< 33.01
2668.30	2680.00				23.43	24.36	< 33.01
2499.30	2511.00		P_1@24	S_0@0	23.07	24.00	< 33.01
2583.80	2595.50				23.23	24.16	< 33.01
2668.30	2680.00				23.18	24.11	< 33.01
2499.30	2511.00		P_25@0	S_0@0	23.37	24.30	< 33.01
2583.80	2595.50				23.28	24.21	< 33.01
2668.30	2680.00				23.42	24.35	< 33.01
2503.50	2518.50	15+15	P_1@0	S_0@0	23.47	24.40	< 33.01
2585.50	2600.50				23.40	24.33	< 33.01
2667.50	2682.50				23.52	24.45	< 33.01
2503.50	2518.50		P_1@36	S_0@0	23.63	24.56	< 33.01
2585.50	2600.50				23.62	24.55	< 33.01
2667.50	2682.50				23.57	24.50	< 33.01
2503.50	2518.50		P_1@74	S_0@0	23.53	24.46	< 33.01
2585.50	2600.50				23.37	24.30	< 33.01
2667.50	2682.50				23.15	24.08	< 33.01
2503.50	2518.50		P_75@0	S_0@0	23.38	24.31	< 33.01
2585.50	2600.50				23.45	24.38	< 33.01
2667.50	2682.50				23.30	24.23	< 33.01
Note: The EIRP (dBm) = Output Power (dBm) + Antenna Gain (dBi)							

Frequency (MHz)		Channel Bandwidth (MHz)	PCC RB	SCC RB	Output Power (dBm)	EIRP (dBm)	Limit (dBm)
PCC	SCC						
QPSK							
2501.30	2513.30	10+15	P_1@0	S_0@0	23.37	24.30	< 33.01
2585.90	2597.90				23.07	24.00	< 33.01
2670.50	2682.50				23.27	24.20	< 33.01
2501.30	2513.30		P_1@24	S_0@0	23.50	24.43	< 33.01
2585.90	2597.90				23.50	24.43	< 33.01
2670.50	2682.50				23.11	24.04	< 33.01
2501.30	2513.30		P_1@49	S_0@0	23.50	24.43	< 33.01
2585.90	2597.90				23.22	24.15	< 33.01
2670.50	2682.50				23.05	23.98	< 33.01
2501.30	2513.30		P_50@0	S_0@0	23.06	23.99	< 33.01
2585.90	2597.90				23.18	24.11	< 33.01
2670.50	2682.50				23.06	23.99	< 33.01
2503.50	2515.50	15+10	P_1@0	S_0@0	23.49	24.42	< 33.01
2588.10	2600.10				23.28	24.21	< 33.01
2672.70	2684.70				23.48	24.41	< 33.01
2503.50	2515.50		P_1@36	S_0@0	23.58	24.51	< 33.01
2588.10	2600.10				23.57	24.50	< 33.01
2672.70	2684.70				23.05	23.98	< 33.01
2503.50	2515.50		P_1@74	S_0@0	23.59	24.52	< 33.01
2588.10	2600.10				23.29	24.22	< 33.01
2672.70	2684.70				23.09	24.02	< 33.01
2503.50	2515.50		P_75@0	S_0@0	23.38	24.31	< 33.01
2588.10	2600.10				23.43	24.36	< 33.01
2672.70	2684.70				23.03	23.96	< 33.01
Note: The EIRP (dBm) = Output Power (dBm) + Antenna Gain (dBi)							

Frequency (MHz)		Channel Bandwidth (MHz)	PCC RB	SCC RB	Output Power (dBm)	EIRP (dBm)	Limit (dBm)
PCC	SCC						
16QAM							
2506.00	2525.80	20+20	P_1@0	S_0@0	22.57	23.50	< 33.01
2583.10	2602.90				22.86	23.79	< 33.01
2660.20	2680.00				22.60	23.53	< 33.01
2506.00	2525.80		P_1@49	S_0@0	22.63	23.56	< 33.01
2583.10	2602.90				23.18	24.11	< 33.01
2660.20	2680.00				22.79	23.72	< 33.01
2506.00	2525.80		P_1@99	S_0@0	22.84	23.77	< 33.01
2583.10	2602.90				22.43	23.36	< 33.01
2660.20	2680.00				21.83	22.76	< 33.01
2506.00	2525.80		P_100@0	S_0@0	22.87	23.80	< 33.01
2583.10	2602.90				22.66	23.59	< 33.01
2660.20	2680.00				22.45	23.38	< 33.01
2506.00	2523.10	20+15	P_1@0	S_0@0	23.01	23.94	< 33.01
2585.60	2602.70				22.69	23.62	< 33.01
2665.10	2682.20				22.75	23.68	< 33.01
2506.00	2523.10		P_1@49	S_0@0	22.76	23.69	< 33.01
2585.60	2602.70				22.76	23.69	< 33.01
2665.10	2682.20				22.93	23.86	< 33.01
2506.00	2523.10		P_1@99	S_0@0	22.92	23.85	< 33.01
2585.60	2602.70				22.61	23.54	< 33.01
2665.10	2682.20				22.37	23.30	< 33.01
2506.00	2523.10		P_100@0	S_0@0	22.88	23.81	< 33.01
2585.60	2602.70				22.87	23.80	< 33.01
2665.10	2682.20				22.17	23.10	< 33.01
Note: The EIRP (dBm) = Output Power (dBm) + Antenna Gain (dBi)							

Frequency (MHz)		Channel Bandwidth (MHz)	PCC RB	SCC RB	Output Power (dBm)	EIRP (dBm)	Limit (dBm)
PCC	SCC						
16QAM							
2503.80	2520.90	15+20	P_1@0	S_0@0	23.06	23.99	< 33.01
2593.30	2600.40				22.78	23.71	< 33.01
2662.90	2680.00				22.62	23.55	< 33.01
2503.80	2520.90		P_1@36	S_0@0	22.97	23.90	< 33.01
2593.30	2600.40				23.06	23.99	< 33.01
2662.90	2680.00				22.73	23.66	< 33.01
2503.80	2520.90		P_1@74	S_0@0	23.08	24.01	< 33.01
2593.30	2600.40				22.77	23.70	< 33.01
2662.90	2680.00				21.68	22.61	< 33.01
2503.80	2520.90		P_75@0	S_0@0	22.83	23.76	< 33.01
2593.30	2600.40				22.84	23.77	< 33.01
2662.90	2680.00				22.63	23.56	< 33.01
2506.00	2520.40	20+10	P_1@0	S_0@0	22.85	23.78	< 33.01
2588.10	2602.50				22.27	23.20	< 33.01
2670.10	2684.50				21.88	22.81	< 33.01
2506.00	2520.40		P_1@49	S_0@0	22.87	23.80	< 33.01
2588.10	2602.50				22.93	23.86	< 33.01
2670.10	2684.50				22.08	23.01	< 33.01
2506.00	2520.40		P_1@99	S_0@0	22.74	23.67	< 33.01
2588.10	2602.50				22.73	23.66	< 33.01
2670.10	2684.50				21.58	22.51	< 33.01
2506.00	2520.40		P_100@0	S_0@0	22.58	23.51	< 33.01
2588.10	2602.50				22.75	23.68	< 33.01
2670.10	2684.50				21.56	22.49	< 33.01
Note: The EIRP (dBm) = Output Power (dBm) + Antenna Gain (dBi)							

Frequency (MHz)		Channel Bandwidth (MHz)	PCC RB	SCC RB	Output Power (dBm)	EIRP (dBm)	Limit (dBm)
PCC	SCC						
16QAM							
2501.50	2515.90	10+20	P_1@0	S_0@0	22.54	23.47	< 33.01
2583.60	2598.00				22.63	23.56	< 33.01
2665.60	2680.00				21.84	22.77	< 33.01
2501.50	2515.90		P_1@24	S_0@0	22.81	23.74	< 33.01
2583.60	2598.00				22.86	23.79	< 33.01
2665.60	2680.00				21.83	22.76	< 33.01
2501.50	2515.90		P_1@49	S_0@0	22.63	23.56	< 33.01
2583.60	2598.00				22.54	23.47	< 33.01
2665.60	2680.00				21.27	22.20	< 33.01
2501.50	2515.90		P_50@0	S_0@0	22.53	23.46	< 33.01
2583.60	2598.00				22.50	23.43	< 33.01
2665.60	2680.00				21.44	22.37	< 33.01
2506.00	2517.70	20+5	P_1@0	S_0@0	23.06	23.99	< 33.01
2590.50	2602.20				22.68	23.61	< 33.01
2675.00	2686.70				21.76	22.69	< 33.01
2506.00	2517.70		P_1@49	S_0@0	22.67	23.60	< 33.01
2590.50	2602.20				23.27	24.20	< 33.01
2675.00	2686.70				22.26	23.19	< 33.01
2506.00	2517.70		P_1@99	S_0@0	22.80	23.73	< 33.01
2590.50	2602.20				22.84	23.77	< 33.01
2675.00	2686.70				21.63	22.56	< 33.01
2506.00	2517.70		P_100@	S_0@0	22.75	23.68	< 33.01
2590.50	2602.20				22.80	23.73	< 33.01
2675.00	2686.70				21.38	22.31	< 33.01

Note: The EIRP (dBm) = Output Power (dBm) + Antenna Gain (dBi)

Frequency (MHz)		Channel Bandwidth (MHz)	PCC RB	SCC RB	Output Power (dBm)	EIRP (dBm)	Limit (dBm)
PCC	SCC						
16QAM							
2499.30	2511.00	5+20	P_1@0	S_0@0	22.61	23.54	< 33.01
2583.80	2595.50				22.53	23.46	< 33.01
2668.30	2680.00				23.01	23.94	< 33.01
2499.30	2511.00		P_1@12	S_0@0	22.62	23.55	< 33.01
2583.80	2595.50				22.69	23.62	< 33.01
2668.30	2680.00				22.67	23.60	< 33.01
2499.30	2511.00		P_1@24	S_0@0	22.86	23.79	< 33.01
2583.80	2595.50				22.79	23.72	< 33.01
2668.30	2680.00				23.01	23.94	< 33.01
2499.30	2511.00		P_25@0	S_0@0	22.63	23.56	< 33.01
2583.80	2595.50				22.81	23.74	< 33.01
2668.30	2680.00				22.75	23.68	< 33.01
2503.50	2518.50	15+15	P_1@0	S_0@0	22.82	23.75	< 33.01
2585.50	2600.50				22.93	23.86	< 33.01
2667.50	2682.50				22.84	23.77	< 33.01
2503.50	2518.50		P_1@36	S_0@0	22.85	23.78	< 33.01
2585.50	2600.50				23.14	24.07	< 33.01
2667.50	2682.50				22.45	23.38	< 33.01
2503.50	2518.50		P_1@74	S_0@0	22.84	23.77	< 33.01
2585.50	2600.50				22.80	23.73	< 33.01
2667.50	2682.50				22.15	23.08	< 33.01
2503.50	2518.50		P_75@0	S_0@0	22.75	23.68	< 33.01
2585.50	2600.50				22.87	23.80	< 33.01
2667.50	2682.50				22.18	23.11	< 33.01
Note: The EIRP (dBm) = Output Power (dBm) + Antenna Gain (dBi)							

Frequency (MHz)		Channel Bandwidth (MHz)	PCC RB	SCC RB	Output Power (dBm)	EIRP (dBm)	Limit (dBm)
PCC	SCC						
16QAM							
2501.30	2513.30	10+15	P_1@0	S_0@0	22.57	23.50	< 33.01
2585.90	2597.90				22.16	23.09	< 33.01
2670.50	2682.50				22.39	23.32	< 33.01
2501.30	2513.30		P_1@24	S_0@0	22.61	23.54	< 33.01
2585.90	2597.90				22.82	23.75	< 33.01
2670.50	2682.50				22.27	23.20	< 33.01
2501.30	2513.30		P_1@49	S_0@0	22.73	23.66	< 33.01
2585.90	2597.90				22.15	23.08	< 33.01
2670.50	2682.50				22.23	23.16	< 33.01
2501.30	2513.30		P_50@0	S_0@0	22.47	23.40	< 33.01
2585.90	2597.90				22.57	23.50	< 33.01
2670.50	2682.50				22.47	23.40	< 33.01
2503.50	2515.50	15+10	P_1@0	S_0@0	22.76	23.69	< 33.01
2588.10	2600.10				22.58	23.51	< 33.01
2672.70	2684.70				22.27	23.20	< 33.01
2503.50	2515.50		P_1@36	S_0@0	22.87	23.80	< 33.01
2588.10	2600.10				22.79	23.72	< 33.01
2672.70	2684.70				22.11	23.04	< 33.01
2503.50	2515.50		P_1@74	S_0@0	22.84	23.77	< 33.01
2588.10	2600.10				22.58	23.51	< 33.01
2672.70	2684.70				21.77	22.70	< 33.01
2503.50	2515.50		P_75@0	S_0@0	22.73	23.66	< 33.01
2588.10	2600.10				22.81	23.74	< 33.01
2672.70	2684.70				21.82	22.75	< 33.01
Note: The EIRP (dBm) = Output Power (dBm) + Antenna Gain (dBi)							

Frequency (MHz)		Channel Bandwidth (MHz)	PCC RB	SCC RB	Output Power (dBm)	EIRP (dBm)	Limit (dBm)
PCC	SCC						
64QAM							
2506.00	2525.80	20+20	P_1@0	S_0@0	22.71	23.64	< 33.01
2583.10	2602.90				22.34	23.27	< 33.01
2660.20	2680.00				21.79	22.72	< 33.01
2506.00	2525.80		P_1@49	S_0@0	22.38	23.31	< 33.01
2583.10	2602.90				22.21	23.14	< 33.01
2660.20	2680.00				22.13	23.06	< 33.01
2506.00	2525.80		P_1@99	S_0@0	22.53	23.46	< 33.01
2583.10	2602.90				22.29	23.22	< 33.01
2660.20	2680.00				20.31	21.24	< 33.01
2506.00	2525.80		P_100@0	S_0@0	21.84	22.77	< 33.01
2583.10	2602.90				21.56	22.49	< 33.01
2660.20	2680.00				20.49	21.42	< 33.01
2506.00	2523.10	20+15	P_1@0	S_0@0	22.45	23.38	< 33.01
2585.60	2602.70				22.26	23.19	< 33.01
2665.10	2682.20				22.15	23.08	< 33.01
2506.00	2523.10		P_1@49	S_0@0	22.20	23.13	< 33.01
2585.60	2602.70				22.30	23.23	< 33.01
2665.10	2682.20				21.62	22.55	< 33.01
2506.00	2523.10		P_1@99	S_0@0	22.77	23.70	< 33.01
2585.60	2602.70				21.95	22.88	< 33.01
2665.10	2682.20				20.40	21.33	< 33.01
2506.00	2523.10		P_100@0	S_0@0	21.82	22.75	< 33.01
2585.60	2602.70				21.40	22.33	< 33.01
2665.10	2682.20				20.46	21.39	< 33.01
Note: The EIRP (dBm) = Output Power (dBm) + Antenna Gain (dBi)							

Frequency (MHz)		Channel Bandwidth (MHz)	PCC RB	SCC RB	Output Power (dBm)	EIRP (dBm)	Limit (dBm)
PCC	SCC						
64QAM							
2503.80	2520.90	15+20	P_1@0	S_0@0	22.86	23.79	< 33.01
2593.30	2600.40				21.87	22.80	< 33.01
2662.90	2680.00				21.50	22.43	< 33.01
2503.80	2520.90		P_1@36	S_0@0	22.80	23.73	< 33.01
2593.30	2600.40				21.76	22.69	< 33.01
2662.90	2680.00				21.79	22.72	< 33.01
2503.80	2520.90		P_1@74	S_0@0	22.90	23.83	< 33.01
2593.30	2600.40				22.18	23.11	< 33.01
2662.90	2680.00				20.67	21.60	< 33.01
2503.80	2520.90		P_75@0	S_0@0	21.78	22.71	< 33.01
2593.30	2600.40				21.51	22.44	< 33.01
2662.90	2680.00				20.72	21.65	< 33.01
2506.00	2520.40	20+10	P_1@0	S_0@0	22.73	23.66	< 33.01
2588.10	2602.50				22.19	23.12	< 33.01
2670.10	2684.50				19.97	20.90	< 33.01
2506.00	2520.40		P_1@49	S_0@0	22.49	23.42	< 33.01
2588.10	2602.50				22.43	23.36	< 33.01
2670.10	2684.50				20.59	21.52	< 33.01
2506.00	2520.40		P_1@99	S_0@0	22.51	23.44	< 33.01
2588.10	2602.50				21.59	22.52	< 33.01
2670.10	2684.50				20.57	21.50	< 33.01
2506.00	2520.40		P_100@0	S_0@0	21.76	22.69	< 33.01
2588.10	2602.50				21.29	22.22	< 33.01
2670.10	2684.50				19.71	20.64	< 33.01
Note: The EIRP (dBm) = Output Power (dBm) + Antenna Gain (dBi)							

Frequency (MHz)		Channel Bandwidth (MHz)	PCC RB	SCC RB	Output Power (dBm)	EIRP (dBm)	Limit (dBm)
PCC	SCC						
64QAM							
2501.50	2515.90	10+20	P_1@0	S_0@0	22.36	23.29	< 33.01
2583.60	2598.00				21.51	22.44	< 33.01
2665.60	2680.00				19.70	20.63	< 33.01
2501.50	2515.90		P_1@24	S_0@0	22.44	23.37	< 33.01
2583.60	2598.00				22.51	23.44	< 33.01
2665.60	2680.00				20.65	21.58	< 33.01
2501.50	2515.90		P_1@49	S_0@0	22.34	23.27	< 33.01
2583.60	2598.00				22.09	23.02	< 33.01
2665.60	2680.00				20.93	21.86	< 33.01
2501.50	2515.90		P_50@0	S_0@0	21.54	22.47	< 33.01
2583.60	2598.00				21.51	22.44	< 33.01
2665.60	2680.00				20.70	21.63	< 33.01
2506.00	2517.70	20+5	P_1@0	S_0@0	22.62	23.55	< 33.01
2590.50	2602.20				22.17	23.10	< 33.01
2675.00	2686.70				20.73	21.66	< 33.01
2506.00	2517.70		P_1@49	S_0@0	22.54	23.47	< 33.01
2590.50	2602.20				22.83	23.76	< 33.01
2675.00	2686.70				21.14	22.07	< 33.01
2506.00	2517.70		P_1@99	S_0@0	22.73	23.66	< 33.01
2590.50	2602.20				22.60	23.53	< 33.01
2675.00	2686.70				20.52	21.45	< 33.01
2506.00	2517.70		P_100@	S_0@0	21.76	22.69	< 33.01
2590.50	2602.20				21.47	22.40	< 33.01
2675.00	2686.70				20.69	21.62	< 33.01
Note: The EIRP (dBm) = Output Power (dBm) + Antenna Gain (dBi)							

Frequency (MHz)		Channel Bandwidth (MHz)	PCC RB	SCC RB	Output Power (dBm)	EIRP (dBm)	Limit (dBm)	
PCC	SCC							
64QAM								
2499.30	2511.00	5+20	P_1@0	S_0@0	22.48	23.41	< 33.01	
2583.80	2595.50				22.25	23.18	< 33.01	
2668.30	2680.00				22.03	22.96	< 33.01	
2499.30	2511.00		P_1@12	S_0@0	22.65	23.58	< 33.01	
2583.80	2595.50				22.35	23.28	< 33.01	
2668.30	2680.00				23.06	23.99	< 33.01	
2499.30	2511.00		P_1@24	S_0@0	22.43	23.36	< 33.01	
2583.80	2595.50				22.93	23.86	< 33.01	
2668.30	2680.00				22.03	22.96	< 33.01	
2499.30	2511.00		P_25@0	S_0@0	21.79	22.72	< 33.01	
2583.80	2595.50				21.45	22.38	< 33.01	
2668.30	2680.00				20.98	21.91	< 33.01	
2503.50	2518.50	15+15	P_1@0	S_0@0	22.60	23.53	< 33.01	
2585.50	2600.50				22.69	23.62	< 33.01	
2667.50	2682.50				21.75	22.68	< 33.01	
2503.50	2518.50		P_1@36	S_0@0	22.46	23.39	< 33.01	
2585.50	2600.50				22.42	23.35	< 33.01	
2667.50	2682.50				21.62	22.55	< 33.01	
2503.50	2518.50		P_1@74	S_0@0	22.35	23.28	< 33.01	
2585.50	2600.50				22.02	22.95	< 33.01	
2667.50	2682.50				20.76	21.69	< 33.01	
2503.50	2518.50		P_75@0	S_0@0	21.84	22.77	< 33.01	
2585.50	2600.50				21.38	22.31	< 33.01	
2667.50	2682.50				20.33	21.26	< 33.01	
Note: The EIRP (dBm) = Output Power (dBm) + Antenna Gain (dBi)								

Frequency (MHz)		Channel Bandwidth (MHz)	PCC RB	SCC RB	Output Power (dBm)	EIRP (dBm)	Limit (dBm)
PCC	SCC						
64QAM							
2501.30	2513.30	10+15	P_1@0	S_0@0	22.23	23.16	< 33.01
2585.90	2597.90				21.74	22.67	< 33.01
2670.50	2682.50				21.97	22.90	< 33.01
2501.30	2513.30		P_1@24	S_0@0	22.32	23.25	< 33.01
2585.90	2597.90				22.17	23.10	< 33.01
2670.50	2682.50				21.59	22.52	< 33.01
2501.30	2513.30		P_1@49	S_0@0	22.69	23.62	< 33.01
2585.90	2597.90				22.03	22.96	< 33.01
2670.50	2682.50				20.92	21.85	< 33.01
2501.30	2513.30		P_50@0	S_0@0	21.54	22.47	< 33.01
2585.90	2597.90				21.40	22.33	< 33.01
2670.50	2682.50				20.56	21.49	< 33.01
2503.50	2515.50	15+10	P_1@0	S_0@0	22.47	23.40	< 33.01
2588.10	2600.10				22.46	23.39	< 33.01
2672.70	2684.70				20.73	21.66	< 33.01
2503.50	2515.50		P_1@36	S_0@0	22.63	23.56	< 33.01
2588.10	2600.10				22.64	23.57	< 33.01
2672.70	2684.70				21.06	21.99	< 33.01
2503.50	2515.50		P_1@74	S_0@0	22.75	23.68	< 33.01
2588.10	2600.10				22.02	22.95	< 33.01
2672.70	2684.70				20.88	21.81	< 33.01
2503.50	2515.50		P_75@0	S_0@0	21.85	22.78	< 33.01
2588.10	2600.10				21.39	22.32	< 33.01
2672.70	2684.70				20.10	21.03	< 33.01
Note: The EIRP (dBm) = Output Power (dBm) + Antenna Gain (dBi)							

Product	LTE-A Cat 16 M.2 Module	Test Engineer	Candy Luo
Test Date	2020/08/17	Test Site	SR6
Test Band	Band 41 For HPUE		

Channel No.	Frequency (MHz)	Channel Bandwidth (MHz)	RB Size	RB Offset	Output Power (dBm)	EIRP (dBm)	Limit (dBm)
QPSK							
39675	2498.50	5	1	0	25.67	26.60	< 33.01
40620	2593.00				25.34	26.27	< 33.01
40565	2687.50				24.18	25.11	< 33.01
39675	2498.50	5	1	12	25.73	26.66	< 33.01
40620	2593.00				25.71	26.64	< 33.01
40565	2687.50				24.88	25.81	< 33.01
39675	2498.50	5	1	24	25.69	26.62	< 33.01
40620	2593.00				25.41	26.34	< 33.01
40565	2687.50				24.70	25.63	< 33.01
39675	2498.50	5	25	0	24.57	25.50	< 33.01
40620	2593.00				24.54	25.47	< 33.01
40565	2687.50				24.27	25.20	< 33.01
39700	2501.00	10	1	0	25.72	26.65	< 33.01
40620	2593.00				24.98	25.91	< 33.01
41540	2685.00				25.00	25.93	< 33.01
39700	2501.00	10	1	24	25.52	26.45	< 33.01
40620	2593.00				25.62	26.55	< 33.01
41540	2685.00				24.42	25.35	< 33.01
39700	2501.00	10	1	49	25.74	26.67	< 33.01
40620	2593.00				24.87	25.80	< 33.01
41540	2685.00				24.70	25.63	< 33.01
39700	2501.00	10	50	0	24.37	25.30	< 33.01
40620	2593.00				24.37	25.30	< 33.01
41540	2685.00				24.84	25.77	< 33.01

Note: The EIRP (dBm) = Output Power (dBm) + Antenna Gain (dBi)

Channel No.	Frequency (MHz)	Channel Bandwidth (MHz)	RB Size	RB Offset	Output Power (dBm)	EIRP (dBm)	Limit (dBm)
QPSK							
39725	2503.50	15	1	0	25.80	26.73	< 33.01
40620	2593.00				25.41	26.34	< 33.01
41515	2682.50				25.38	26.31	< 33.01
39725	2503.50	15	1	37	25.64	26.57	< 33.01
40620	2593.00				25.64	26.57	< 33.01
41515	2682.50				24.69	25.62	< 33.01
39725	2503.50	15	1	74	25.84	26.77	< 33.01
40620	2593.00				25.21	26.14	< 33.01
41515	2682.50				24.50	25.43	< 33.01
39725	2503.50	15	75	0	24.72	25.65	< 33.01
40620	2593.00				24.72	25.65	< 33.01
41515	2682.50				24.02	24.95	< 33.01
39750	2506.00	20	1	0	25.92	26.85	< 33.01
40620	2593.00				25.21	26.14	< 33.01
41490	2680.00				25.31	26.24	< 33.01
39750	2506.00	20	1	49	25.62	26.55	< 33.01
40620	2593.00				25.75	26.68	< 33.01
41490	2680.00				25.10	26.03	< 33.01
39750	2506.00	20	1	99	25.85	26.78	< 33.01
40620	2593.00				25.25	26.18	< 33.01
41490	2680.00				24.69	25.62	< 33.01
39750	2506.00	20	100	0	24.62	25.55	< 33.01
40620	2593.00				24.56	25.49	< 33.01
41490	2680.00				24.47	25.40	< 33.01
Note: The EIRP (dBm) = Output Power (dBm) + Antenna Gain (dBi)							

Channel No.	Frequency (MHz)	Channel Bandwidth (MHz)	RB Size	RB Offset	Output Power (dBm)	EIRP (dBm)	Limit (dBm)
16QAM							
39675	2498.50	5	1	0	24.94	25.87	< 33.01
40620	2593.00				24.42	25.35	< 33.01
40565	2687.50				24.24	25.17	< 33.01
39675	2498.50	5	1	12	24.98	25.91	< 33.01
40620	2593.00				24.94	25.87	< 33.01
40565	2687.50				24.91	25.84	< 33.01
39675	2498.50	5	1	24	25.01	25.94	< 33.01
40620	2593.00				24.53	25.46	< 33.01
40565	2687.50				24.77	25.70	< 33.01
39675	2498.50	5	25	0	23.67	24.60	< 33.01
40620	2593.00				23.78	24.71	< 33.01
40565	2687.50				23.30	24.23	< 33.01
39700	2501.00	10	1	0	25.05	25.98	< 33.01
40620	2593.00				24.08	25.01	< 33.01
41540	2685.00				24.21	25.14	< 33.01
39700	2501.00	10	1	24	24.82	25.75	< 33.01
40620	2593.00				24.68	25.61	< 33.01
41540	2685.00				24.50	25.43	< 33.01
39700	2501.00	10	1	49	25.01	25.94	< 33.01
40620	2593.00				24.02	24.95	< 33.01
41540	2685.00				24.78	25.71	< 33.01
39700	2501.00	10	50	0	23.45	24.38	< 33.01
40620	2593.00				23.34	24.27	< 33.01
41540	2685.00				23.87	24.80	< 33.01
Note: The EIRP (dBm) = Output Power (dBm) + Antenna Gain (dBi)							

Channel No.	Frequency (MHz)	Channel Bandwidth (MHz)	RB Size	RB Offset	Output Power (dBm)	EIRP (dBm)	Limit (dBm)
16QAM							
39725	2503.50	15	1	0	25.17	26.10	< 33.01
40620	2593.00				24.86	25.79	< 33.01
41515	2682.50				24.47	25.40	< 33.01
39725	2503.50	15	1	37	24.85	25.78	< 33.01
40620	2593.00				25.07	26.00	< 33.01
41515	2682.50				24.99	25.92	< 33.01
39725	2503.50	15	1	74	24.98	25.91	< 33.01
40620	2593.00				24.80	25.73	< 33.01
41515	2682.50				24.02	24.95	< 33.01
39725	2503.50	15	75	0	23.76	24.69	< 33.01
40620	2593.00				23.69	24.62	< 33.01
41515	2682.50				23.10	24.03	< 33.01
39750	2506.00	20	1	0	25.19	26.12	< 33.01
40620	2593.00				24.86	25.79	< 33.01
41490	2680.00				24.43	25.36	< 33.01
39750	2506.00	20	1	49	25.10	26.03	< 33.01
40620	2593.00				24.95	25.88	< 33.01
41490	2680.00				24.52	25.45	< 33.01
39750	2506.00	20	1	99	25.12	26.05	< 33.01
40620	2593.00				24.56	25.49	< 33.01
41490	2680.00				24.56	25.49	< 33.01
39750	2506.00	20	100	0	23.51	24.44	< 33.01
40620	2593.00				23.65	24.58	< 33.01
41490	2680.00				23.44	24.37	< 33.01
Note: The EIRP (dBm) = Output Power (dBm) + Antenna Gain (dBi)							

Channel No.	Frequency (MHz)	Channel Bandwidth (MHz)	RB Size	RB Offset	Output Power (dBm)	EIRP (dBm)	Limit (dBm)
64QAM							
39675	2498.50	5	1	0	23.59	24.52	< 33.01
40620	2593.00				24.01	24.94	< 33.01
40565	2687.50				23.76	24.69	< 33.01
39675	2498.50	5	1	12	23.83	24.76	< 33.01
40620	2593.00				24.21	25.14	< 33.01
40565	2687.50				24.29	25.22	< 33.01
39675	2498.50	5	1	24	23.81	24.74	< 33.01
40620	2593.00				24.12	25.05	< 33.01
40565	2687.50				24.68	25.61	< 33.01
39675	2498.50	5	25	0	22.66	23.59	< 33.01
40620	2593.00				22.79	23.72	< 33.01
40565	2687.50				21.39	22.32	< 33.01
39700	2501.00	10	1	0	23.56	24.49	< 33.01
40620	2593.00				23.76	24.69	< 33.01
41540	2685.00				23.59	24.52	< 33.01
39700	2501.00	10	1	24	23.77	24.70	< 33.01
40620	2593.00				24.09	25.02	< 33.01
41540	2685.00				23.07	24.00	< 33.01
39700	2501.00	10	1	49	24.05	24.98	< 33.01
40620	2593.00				23.78	24.71	< 33.01
41540	2685.00				24.29	25.22	< 33.01
39700	2501.00	10	50	0	23.00	23.93	< 33.01
40620	2593.00				22.88	23.81	< 33.01
41540	2685.00				23.12	24.05	< 33.01
Note: The EIRP (dBm) = Output Power (dBm) + Antenna Gain (dBi)							

Channel No.	Frequency (MHz)	Channel Bandwidth (MHz)	RB Size	RB Offset	Output Power (dBm)	EIRP (dBm)	Limit (dBm)
64QAM							
39725	2503.50	15	1	0	24.21	25.14	< 33.01
40620	2593.00				23.99	24.92	< 33.01
41515	2682.50				23.84	24.77	< 33.01
39725	2503.50	15	1	37	24.21	25.14	< 33.01
40620	2593.00				23.94	24.87	< 33.01
41515	2682.50				23.42	24.35	< 33.01
39725	2503.50	15	1	74	24.35	25.28	< 33.01
40620	2593.00				23.94	24.87	< 33.01
41515	2682.50				23.44	24.37	< 33.01
39725	2503.50	15	75	0	24.06	24.99	< 33.01
40620	2593.00				23.84	24.77	< 33.01
41515	2682.50				24.06	24.99	< 33.01
39750	2506.00	20	1	0	24.34	25.27	< 33.01
40620	2593.00				24.03	24.96	< 33.01
41490	2680.00				23.21	24.14	< 33.01
39750	2506.00	20	1	49	24.37	25.30	< 33.01
40620	2593.00				24.10	25.03	< 33.01
41490	2680.00				23.12	24.05	< 33.01
39750	2506.00	20	1	99	24.57	25.50	< 33.01
40620	2593.00				24.05	24.98	< 33.01
41490	2680.00				24.13	25.06	< 33.01
39750	2506.00	20	100	0	23.06	23.99	< 33.01
40620	2593.00				23.13	24.06	< 33.01
41490	2680.00				22.99	23.92	< 33.01
Note: The EIRP (dBm) = Output Power (dBm) + Antenna Gain (dBi)							

5.5. Band Edge Measurement

5.5.1. Test Limit

22.917(a), 24.238 (a), 27.53 (g) (h)

For operations in the 824 ~ 849 MHz, 1850 ~ 1910 MHz, 1930 ~ 1990 MHz, 698 ~ 746 MHz and 1710 ~ 1755 MHz, the FCC limit is $43 + 10\log_{10}(P_{\text{Watts}})$ dB below the transmitter power P (Watts) in a 1 MHz bandwidth. However, in the 1MHz bands immediately outside and adjacent to the licensee's frequency block, a resolution bandwidth of at least one percent of the emission bandwidth of the fundamental emission of the transmitter may be employed.

27.53 (c)

For operations in the 776-788 MHz band, the FCC limit is $43 + 10\log_{10}(P_{\text{Watts}})$ dB below the transmitter power P (Watts) in a 100 kHz bandwidth. However, in the 100 kHz bands immediately outside and adjacent to the frequency block, a resolution bandwidth of at least 30 kHz may be employed. In addition, the power of any unwanted emissions in any 6.25 kHz bandwidth for all frequencies between 763-775 MHz and 793-806 Hz shall be attenuated below the transmitter power, P (dBW), by at least $65 + 10 \log_{10} (P_{\text{Watts}})$, dB, for mobile and portable equipment.

27.53(m)(4)

For mobile digital stations, the attenuation factor shall be not less than $40 + 10 \log (P)$ dB on all frequencies between the channel edge and 5 megahertz from the channel edge, $43 + 10 \log (P)$ dB on all frequencies between 5 megahertz and X megahertz from the channel edge, and $55 + 10 \log (P)$ dB on all frequencies more than X megahertz from the channel edge, where X is the greater of 6 megahertz or the actual emission bandwidth as defined in paragraph (m)(6) of this section. In addition, the attenuation factor shall not be less than $43 + 10 \log (P)$ dB on all frequencies between 2490.5 MHz and 2496 MHz and $55 + 10 \log (P)$ dB at or below 2490.5 MHz. Mobile Satellite Service licensees operating on frequencies below 2495 MHz may also submit a documented interference complaint against BRS licensees operating on channel BRS Channel 1 on the same terms and conditions as adjacent channel BRS or EBS licensees.


5.5.2. Test Procedure Used

ANSI C63.26-2015 - Section 5.7

5.5.3. Test Setting

1. Set the analyzer frequency to low or high channel
2. $RBW \geq$ The nominal RBW shall be in the range of 1% of the anticipated OBW (in the 1MHz band immediately outside and adjacent to the band edge). For improvement of the accuracy in the measurement of the average power of a noise-like emission, a RBW narrower than the specified reference bandwidth can be used (generally limited to no less than 1% of the OBW), provided that a subsequent integration is performed over the full required measurement bandwidth. This integration should be performed using the spectrum analyzer's band power functions.
3. $VBW \geq 3 * RBW$
4. Sweep time = auto
5. Detector = power averaging (rms)
6. Set sweep trigger to "free run."
7. User gate triggered such that the analyzer only sweeps when the device is transmitting at full power
8. Trace average at least 100 traces in power averaging (rms) mode if sweep is set to auto-couple. To accurately determine the average power over the on and off time of the transmitter, it can be necessary to increase the number of traces to be averaged above 100, or if using a manually configured sweep time, increase the sweep time.

5.5.4. Test Setup



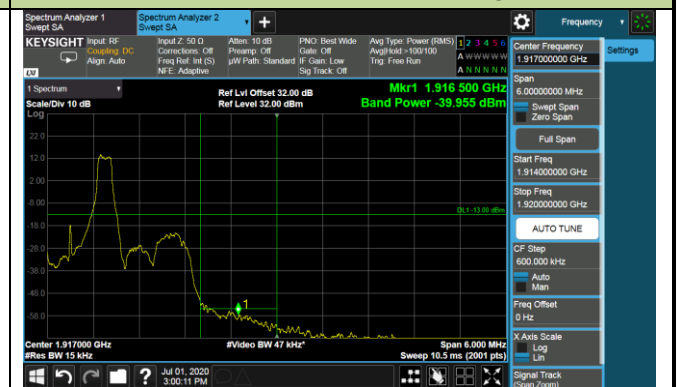
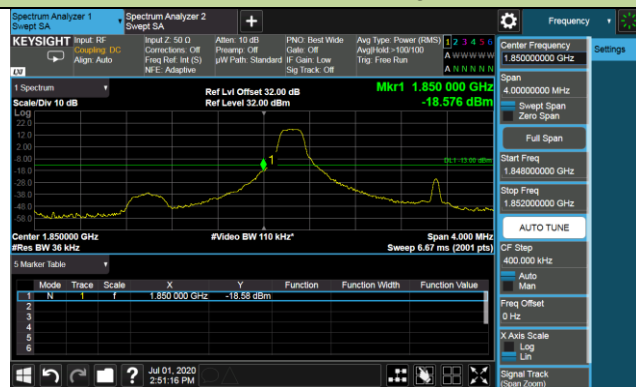
5.5.5. Test Result

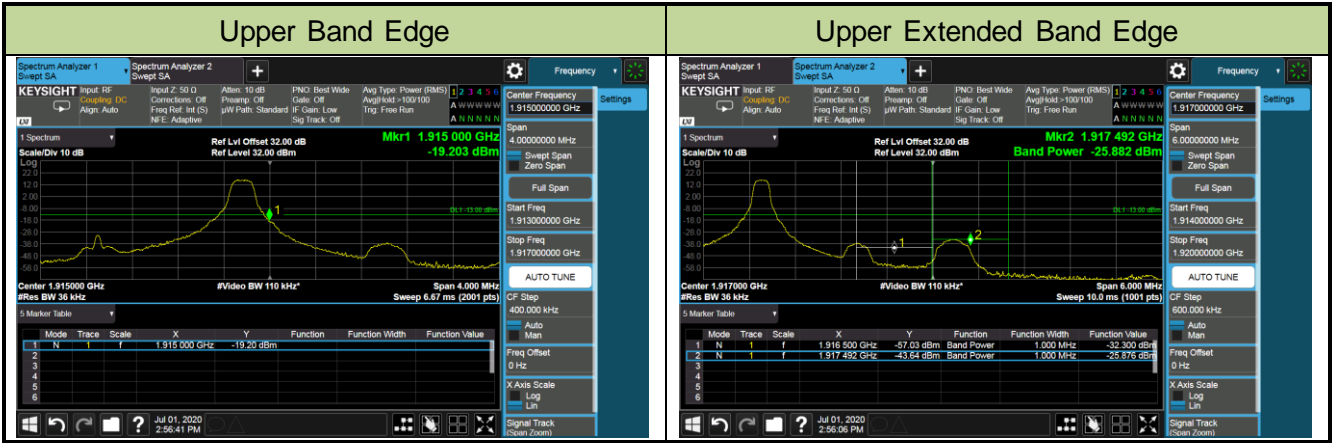
Product	LTE-A Cat 16 M.2 Module	Test Engineer	Candy Luo
Test Date	2020/07/01	Test Site	SR6
Test Band	Band 2/25	Test Result	Pass

1.4MHz Channel Bandwidth - 1RB
Lower Band Edge

Lower Extended Band Edge

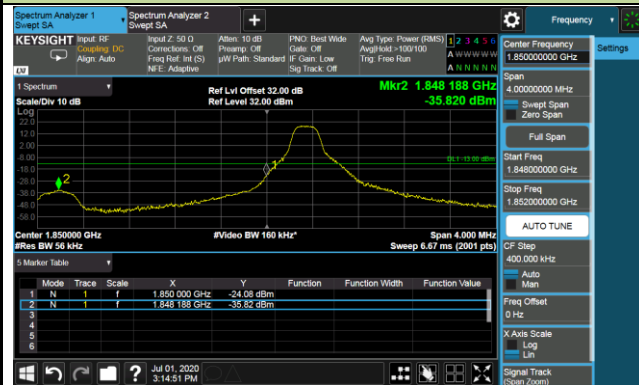
Upper Band Edge

Upper Extended Band Edge

3MHz Channel Bandwidth - 1RB
Lower Band Edge

Lower Extended Band Edge

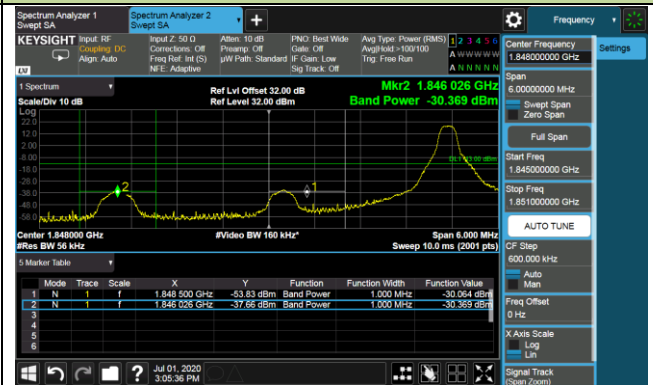



5MHz Channel Bandwidth - 1RB

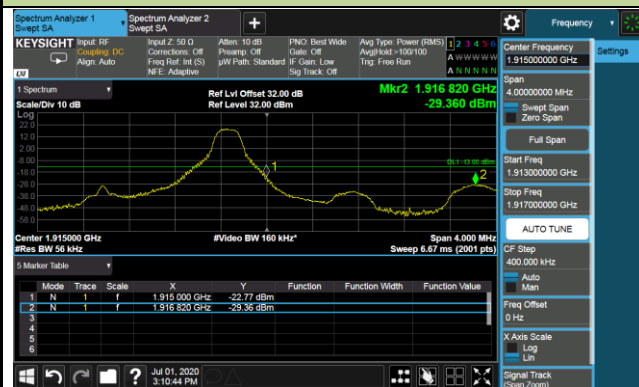
Lower Band Edge



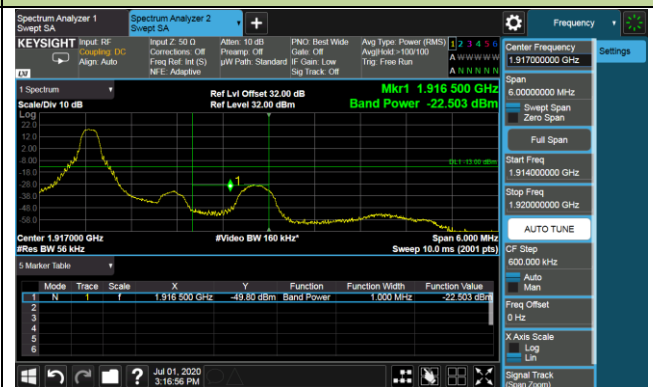
Lower Extended Band Edge



Upper Band Edge

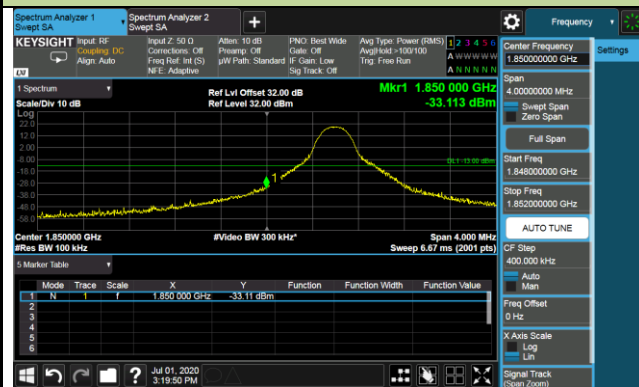


Upper Extended Band Edge

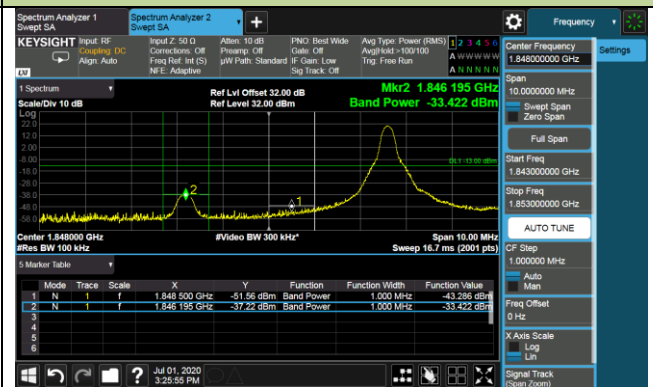


10MHz Channel Bandwidth - 1RB

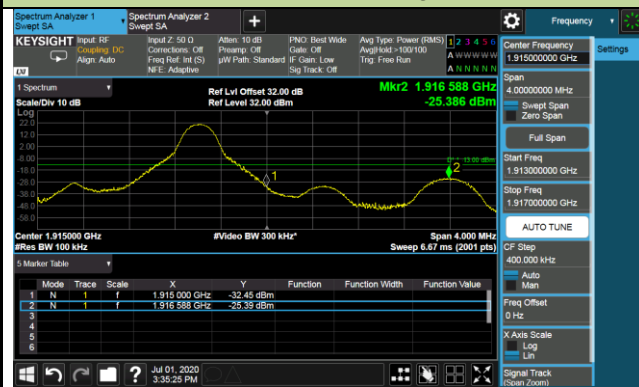
Lower Band Edge



Lower Extended Band Edge



Upper Band Edge

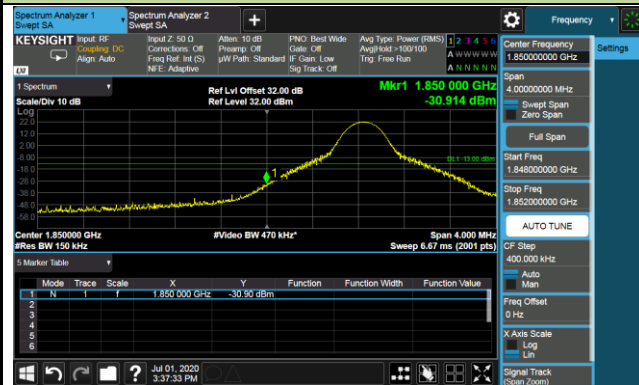


Upper Extended Band Edge

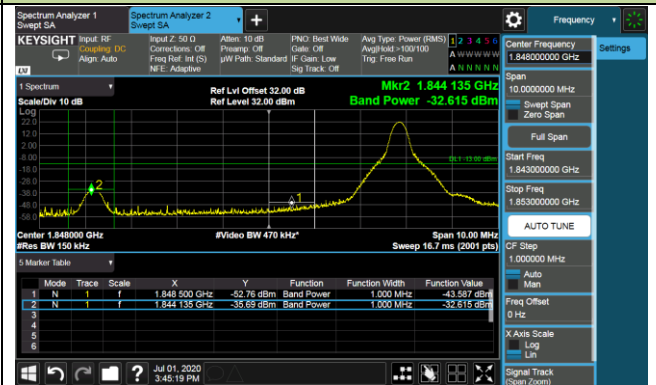


15MHz Channel Bandwidth - 1RB

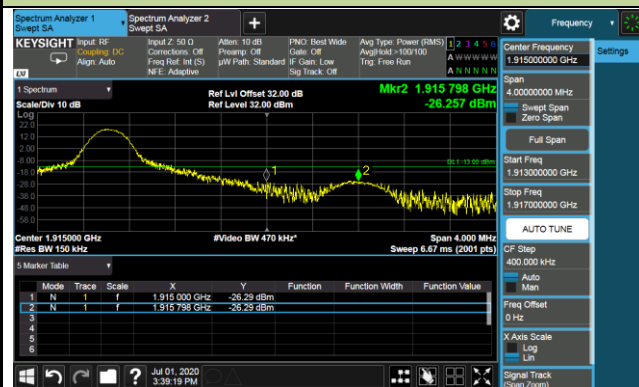
Lower Band Edge



Lower Extended Band Edge



Upper Band Edge



Upper Extended Band Edge



20MHz Channel Bandwidth - 1RB

Lower Band Edge



Lower Extended Band Edge



Upper Band Edge

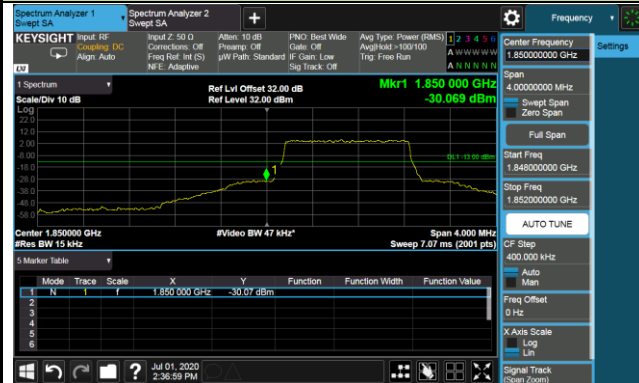


Upper Extended Band Edge



1.4MHz Channel Bandwidth - Full RB

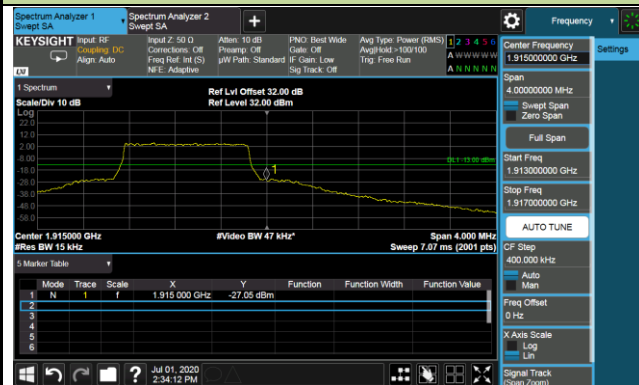
Lower Band Edge



Lower Extended Band Edge



Upper Band Edge

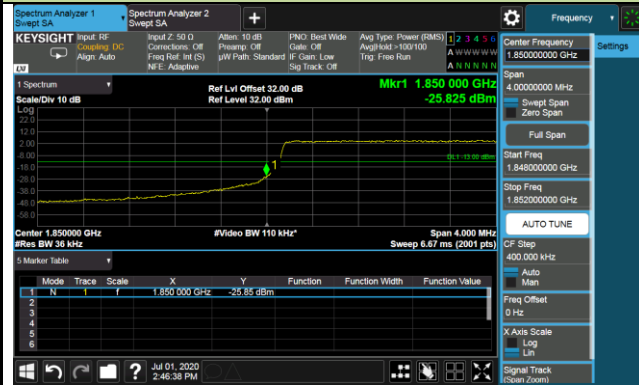


Upper Extended Band Edge

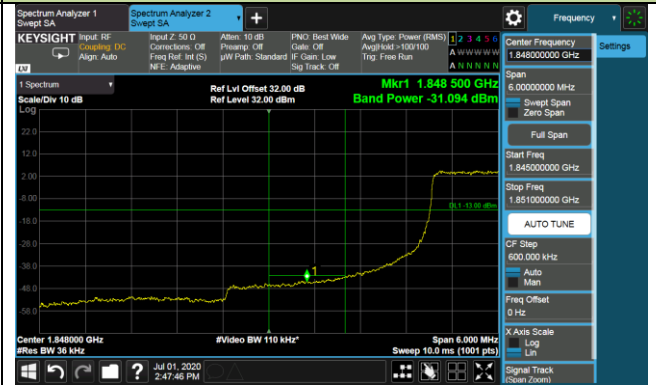


3MHz Channel Bandwidth - Full RB

Lower Band Edge



Lower Extended Band Edge



Upper Band Edge

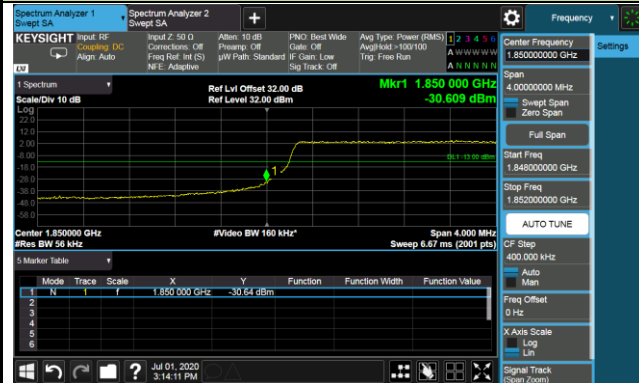


Upper Extended Band Edge



5MHz Channel Bandwidth - Full RB

Lower Band Edge



Lower Extended Band Edge



Upper Band Edge



Upper Extended Band Edge

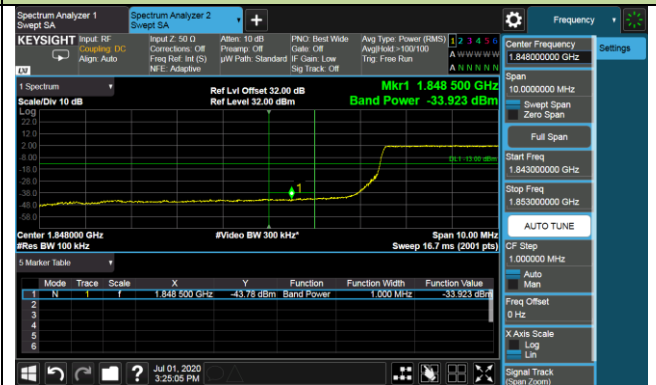


10MHz Channel Bandwidth - Full RB

Lower Band Edge



Lower Extended Band Edge



Upper Band Edge



Upper Extended Band Edge

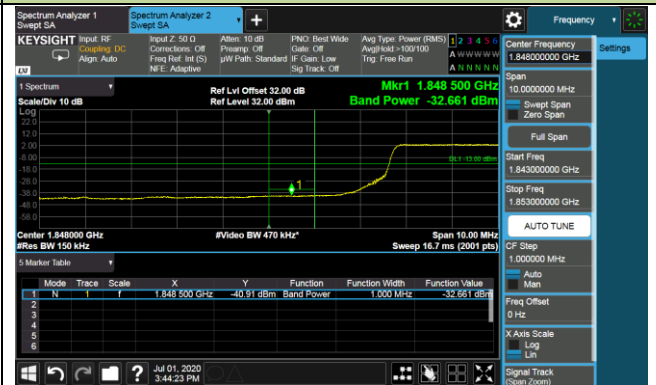


15MHz Channel Bandwidth - Full RB

Lower Band Edge



Lower Extended Band Edge



Upper Band Edge



Upper Extended Band Edge

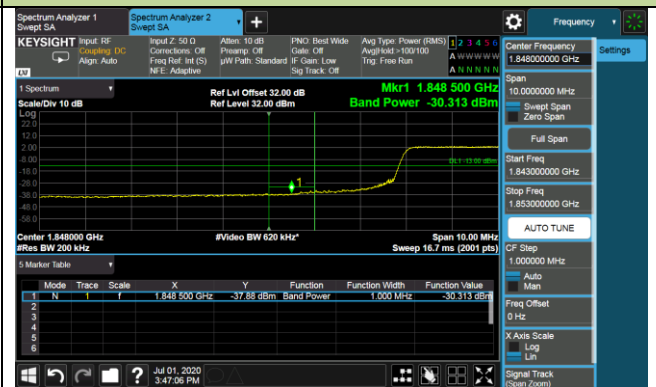


20MHz Channel Bandwidth - Full RB

Lower Band Edge



Lower Extended Band Edge



Upper Band Edge



Upper Extended Band Edge

