



FCC RADIO TEST REPORT

FCC ID : 2AJN7-TP00152AL
Equipment : Notebook Computer
Brand Name : Lenovo
Model Name : TP00152A
Applicant : LC Future Center Limited Taiwan Branch
7F., No.780, Beian Rd., Zhongshan Dist., Taipei 104, Taiwan
Manufacturer : LCFC (HeFei) Electronics Technology Co., Ltd.
No. 3188-1, Yungu Road (Hefei Export Processing Zone), Hefei
Economics & Technology Development Area, Anhui, CHINA
Standard : FCC 47 CFR Part 2, 22(H), 24(E), 27, Part 90(R), Part 90(S)

Equipment: Quectel EM061K-GL tested inside of Lenovo Notebook Computer.

The product was received on Nov. 23, 2023 and testing was performed from Dec. 06, 2023 to Dec. 18, 2023. We, Sporton International Inc. EMC & Wireless Communications Laboratory, would like to declare that the tested sample has been evaluated in accordance with the test procedures given in ANSI / TIA-603-E and has been in compliance with the applicable technical standards.

The test results in this partial report apply exclusively to the tested model / sample. Without written approval from Sporton International Inc. EMC & Wireless Communications Laboratory, the test report shall not be reproduced except in full.

Louis Wu

Approved by: Louis Wu

Sporton International Inc. EMC & Wireless Communications Laboratory



Table of Contents

History of this test report..... 3

Summary of Test Result..... 4

1 General Description 7

 1.1 Product Feature of Equipment Under Test..... 7

 1.2 Product Specification of Equipment Under Test..... 9

 1.3 Modification of EUT 10

 1.4 Testing Location 11

 1.5 Applicable Standards..... 11

2 Test Configuration of Equipment Under Test 12

 2.1 Test Mode..... 12

 2.2 Connection Diagram of Test System..... 13

 2.3 Support Unit used in test configuration and system 13

 2.4 Frequency List of Low/Middle/High Channels 14

3 Conducted Test Items..... 21

 3.1 Measuring Instruments 21

 3.2 Conducted Output Power and ERP/EIRP 22

4 Radiated Test Items 23

 4.1 Measuring Instruments 23

 4.2 Radiated Spurious Emission Measurement 25

5 List of Measuring Equipment..... 27

6 Measurement Uncertainty 28

Appendix A. Test Results of Conducted Test

Appendix B. Test Results of Radiated Test

Appendix C. Test Setup Photographs



History of this test report

Report No.	Version	Description	Issue Date
FG3N2333B	01	Initial issue of report	Jan. 05, 2024
FG3N2333B	02	Revise Antenna Information This report is an updated version, replacing the report issued on Jan. 05, 2024.	Feb. 19, 2024



Summary of Test Result

Report Clause	Ref Std. Clause	Test Items	Result (PASS/FAIL)	Remark
3.2	§2.1046	Conducted Output Power	Reporting only	-
	§22.913 (a)(5) §90.635	Effective Radiated Power (Band 5) (Band 26)	Pass	
	§27.50 (b)(10) §27.50 (c)(10)	Effective Radiated Power (Band 12) (Band 13) (Band 17) (Band 71)		
	§24.232 (c) §27.50 (h)(2)	Equivalent Isotropic Radiated Power (Band 2) (Band 25) (Band 7) (Band 38) (Band 41)		
	§27.50 (d)(4)	Equivalent Isotropic Radiated Power (Band 4) (Band 66)		
	§27.50 (a)(3)	Effective Isotropic Radiated Power (Band 30)		
	§90.542 (a)(7)	Effective Radiated Power (Band 14)		
-	§24.232 (d) §27.50 (d)(5)	Peak-to-Average Ratio	-	See Note
-	§2.1049	Occupied Bandwidth	-	See Note
-	§2.1051 §22.917 (a) §24.238 (a) §27.53 (c)(2)(4) §27.53 (g) §27.53 (h)	Conducted Band Edge Measurement (Band 2) (Band 4) (Band 5) (Band 12) (Band 13) (Band 17) (Band 25) (Band 26) (Band 66) (Band 71)	-	See Note
	§2.1051 §27.53 (m)(4)	Conducted Band Edge Measurement (Band 7) (Band 38) (Band 41)		
	§2.1051 §27.53 (a)(4)	Conducted Band Edge Measurement (Band 30)		
	§2.1051 §90.543 (e)(2)	Conducted Band Edge Measurement (Band 14)		
-	§2.1051 §90.210 (n)	Emission Mask (Band 14)	-	See Note
	§2.1051 §90.691	Emission masks (Band 26)		



Report Clause	Ref Std. Clause	Test Items	Result (PASS/FAIL)	Remark
-	§2.1051 §22.917 (a) §24.238 (a) §27.53 (c)(2) §27.53 (g) §27.53 (h) §90.691	Conducted Spurious Emission (Band 2) (Band 4) (Band 5) (Band 12) (Band 13) (Band 17) (Band 25) (Band 26) (Band 66) (Band 71)	-	See Note
	§2.1051 §27.53 (m)(4)	Conducted Spurious Emission (Band 7) (Band 38) (Band 41)		
	§2.1051 §27.53 (a)(4)	Conducted Spurious Emission (Band 30)		
	§2.1051 §90.543 (e)(3)	Conducted Spurious Emission (Band 14)		
-	§2.1055 §22.355 §24.235 §27.54 §90.539 (e) §90.213	Frequency Stability Temperature & Voltage	-	See Note
4.2	§2.1053 §22.917 (a) §24.238 (a) §27.53 (c)(2) §27.53 (f) §27.53 (g) §27.53 (h) §90.691	Radiated Spurious Emission (Band 2) (Band 4) (Band 5) (Band 12) (Band 13) (Band 17) (Band 25) (Band 26) (Band 66) (Band 71)	Pass	14.49 dB under the limit at 10336.00 MHz
	§2.1051 §27.53 (m)(4)	Radiated Spurious Emission (Band 7) (Band 38) (Band 41)		
	§2.1053 §27.53 (a)(4)	Radiated Spurious Emission (Band 30)		
	§2.1053 §90.543 (e)(3) §90.543 (f)	Radiated Spurious Emission (Band 14)		

Remark:

- For host device, Radiated Spurious Emission, Effective Radiated Power and Equivalent Isotropic Radiated Power are verified and complies with the limit in this test report.
- For host device, the Conducted Output Power is no difference after compared to module (Model: EM061K-GL)



Conformity Assessment Condition:

1. The test results (PASS/FAIL) with all measurement uncertainty excluded are presented against the regulation limits or in accordance with the requirements stipulated by the applicant/manufacturee who shall bear all the risks of non-compliance that may potentially occur if measurement uncertainty is taken into account.
2. The measurement uncertainty please refer to each test result in the section "Measurement Uncertainty".

Disclaimer:

The product specifications of the EUT presented in the test report that may affect the test assessments are declared by the manufacturer who shall take full responsibility for the authenticity.

Reviewed by: Sheng Kuo

Report Producer: Clio Lo



1 General Description

1.1 Product Feature of Equipment Under Test

Product Feature	
Equipment	Notebook Computer
Brand Name	Lenovo
Model Name	TP00152A
FCC ID	2AJN7-TP00152AL
Sample 1	EUT with Amphenol Taiwan Corporation Antenna
Sample 2	EUT with Luxshare-ICT Antenna
Integrated WLAN Module	Brand Name: Intel Model Name: AX211D2W FCC ID: PD9AX211D2
Integrated WLAN Module	Brand Name: Intel Model Name: BE200D2W FCC ID: PD9BE200D2
Integrated NFC Module	Brand Name: Foxconn Model Name: T77H747
EUT supports Radios application	WCDMA/HSPA/LTE/GNSS/NFC WLAN 11a/b/g/n HT20/HT40 WLAN 11ac VHT20/VHT40/VHT80/VHT160 WLAN 11ax HE20/HE40/HE80/HE160 WLAN 11be EHT20/EHT40/EHT80/EHT160/EHT320 Bluetooth BR/EDR/LE
EUT Stage	Production Unit

Remark:

1. The above EUT's information was declared by manufacturer.
2. Equipment: Quetel EM061K-GL tested inside of Lenovo Notebook Computer.

Support band and evaluated information	
Supported band	B2, B4, B5, B7, B12, B13, B14, B17, B25, B26, B30, B38, B41, B66, B71
Evaluated and Tested band	B2, B4, B5, B7, B12, B13, B14, B17, B25, B26, B30, B38, B41, B66, B71
Band covered information	Wider operating frequency band range covers narrower one when the power is worse as follows: <ul style="list-style-type: none"> ■ B26 cover B5 (Part 22) ■ B25 cover B2 (Part 24) ■ B41 cover B38 (Part 27) ■ B66 cover B4 (Part 27)



TDD band Power Class		
	PC3	PC2
B38	√	-
B41	√	-

Antenna Information				
Main Antenna	Manufacturer	Amphenol Taiwan Corporation	Peak gain (dBi)	LTE Band 2 : -0.42 LTE Band 4 : 1.30 LTE Band 5 : 0.29 LTE Band 7 : 1.90 LTE Band 12 : -1.19 LTE Band 13 : -1.14 LTE Band 14 : -0.94 LTE Band 17 : -1.32 LTE Band 25 : -0.16 LTE Band 26 : 0.29 LTE Band 30 : 0.48 LTE Band 38 : 1.90 LTE Band 41 : 1.80 LTE Band 66 : 1.30 LTE Band 71 : -1.09
	Part Number	DC330022430 DC330022420	Type	PIFA
	Manufacturer	Luxshare-ICT	Peak gain (dBi)	LTE Band 2 : -0.42 LTE Band 4 : 1.30 LTE Band 5 : 0.29 LTE Band 7 : 1.90 LTE Band 12 : -1.19 LTE Band 13 : -1.14 LTE Band 14 : -0.94 LTE Band 17 : -1.32 LTE Band 25 : -0.16 LTE Band 26 : 0.29 LTE Band 30 : 0.48 LTE Band 38 : 1.90 LTE Band 41 : 1.80 LTE Band 66 : 1.30 LTE Band 71 : -1.09
	Part Number	DC330022530 DC330022520	Type	PIFA

Remark: The above EUT's information was declared by manufacturer. Please refer to Disclaimer in report summary.



1.2 Product Specification of Equipment Under Test

Product Specification is subject to this standard	
Tx Frequency	LTE Band 2: 1850.7 MHz ~ 1909.3 MHz LTE Band 4: 1710.7 MHz ~ 1754.3 MHz LTE Band 5: 824.7 MHz ~ 848.3 MHz LTE Band 7: 2502.5 MHz ~ 2567.5 MHz LTE Band 12: 699.7 MHz ~ 715.3 MHz LTE Band 13: 779.5 MHz ~ 784.5 MHz LTE Band 14: 790.5 MHz ~ 795.5 MHz LTE Band 17: 706.5 MHz ~ 713.5 MHz LTE Band 25: 1850.7MHz ~ 1914.3 MHz LTE Band 26 (Part22H): 824.7 MHz ~ 848.3 MHz LTE Band 26 (Part90S): 814.7 MHz ~ 823.3 MHz LTE Band 30: 2307.5 MHz ~ 2312.5 MHz LTE Band 38: 2572.5 MHz ~ 2617.5MHz LTE Band 41: 2498.5 MHz ~ 2687.5 MHz LTE Band 66: 1710.7 MHz ~ 1779.3 MHz LTE Band 71: 665.5 MHz ~ 695.5 MHz
Rx Frequency	LTE Band 2: 1930.7 MHz ~ 1989.3 MHz LTE Band 4: 2110.7 MHz ~ 2154.3 MHz LTE Band 5: 869.7 MHz ~ 893.3 MHz LTE Band 7: 2622.5MHz ~ 2687.5 MHz LTE Band 12: 729.7 MHz ~ 745.3 MHz LTE Band 13: 748.5 MHz ~ 753.5 MHz LTE Band 14: 760.5 MHz ~ 765.5 MHz LTE Band 17: 736.5 MHz ~ 743.5 MHz LTE Band 25: 1930.7MHz ~ 1994.3 MHz LTE Band 26 (Part22H): 869.7 MHz ~ 893.3MHz LTE Band 26 (Part90S): 859.7 MHz ~ 868.3 MHz LTE Band 30: 2352.5 MHz ~ 2357.5 MHz LTE Band 38: 2572.5 MHz ~ 2617.5MHz LTE Band 41: 2498.5 MHz ~ 2687.5 MHz LTE Band 66: 2110.7 MHz ~ 2199.3 MHz LTE Band 71: 619.5 MHz ~ 649.5 MHz
Bandwidth	LTE Band 2: 1.4MHz / 3MHz / 5MHz / 10MHz / 15MHz / 20MHz LTE Band 4: 1.4MHz / 3MHz / 5MHz / 10MHz / 15MHz / 20MHz LTE Band 5: 1.4MHz / 3MHz / 5MHz / 10MHz LTE Band 7: 5MHz/ 10MHz / 15MHz / 20MHz LTE Band 12: 1.4MHz / 3MHz / 5MHz / 10MHz LTE Band 13: 5MHz / 10MHz LTE Band 14: 5MHz / 10MHz LTE Band 17 : 5MHz / 10MHz LTE Band 25: 1.4MHz / 3MHz / 5MHz / 10MHz / 15MHz / 20MHz LTE Band 26: 1.4MHz / 3MHz / 5MHz / 10MHz / 15MHz LTE Band 30: 5MHz / 10MHz LTE Band 38: 5MHz / 10MHz / 15MHz / 20MHz LTE Band 41: 5MHz / 10MHz / 15MHz / 20MHz LTE Band 66: 1.4MHz / 3MHz / 5MHz / 10MHz / 15MHz / 20MHz LTE Band 71: 5MHz / 10MHz / 15MHz / 20MHz



Product Specification is subject to this standard	
Maximum Output Power to Antenna	LTE Band 2 : 23.53 dBm LTE Band 4 : 23.50 dBm LTE Band 5 : 23.16 dBm LTE Band 7 : 22.83 dBm LTE Band 12 : 22.78 dBm LTE Band 13 : 23.13 dBm LTE Band 14 : 23.18 dBm LTE Band 17 : 22.69 dBm LTE Band 25 : 23.54 dBm LTE Band 26 : 23.17 dBm for Part22H LTE Band 26 : 23.12 dBm for Part90S LTE Band 30 : 21.68 dBm LTE Band 38 : 22.86 dBm LTE Band 41 : 22.97 dBm LTE Band 66 : 23.50 dBm LTE Band 71 : 23.19 dBm
Type of Modulation	QPSK / 16QAM

1.3 Modification of EUT

No modifications made to the EUT during the testing.



1.4 Testing Location

Test Site	Sporton International Inc. EMC & Wireless Communications Laboratory
Test Site Location	No.52, Huaya 1st Rd., Guishan Dist., Taoyuan City 333
Test Site No.	Sporton Site No.
	TH03-HY
Test Engineer	Diego Huang
Temperature (°C)	21.9~23.7
Relative Humidity (%)	50.5~52.7

Test Site	Sporton International Inc. Wensan Laboratory
Test Site Location	No.58, Aly. 75, Ln. 564, Wenhua 3rd, Rd., Guishan Dist., Taoyuan City 333010
Test Site No.	Sporton Site No.
	03CH12HY (TAF Code: 3786)
Test Engineer	Bill Chang, Tim Lee and Wilson Wu
Temperature (°C)	20~25
Relative Humidity (%)	50~60
Remark	The Radiated Spurious Emission test item subcontracted to Sporton International Inc. Wensan Laboratory.

Note: The test site complies with ANSI C63.4 2014 requirement.

FCC Designation No.: TW1190 and TW3786

1.5 Applicable Standards

According to the specifications of the manufacturer, the EUT must comply with the requirements of the following standards:

- ♦ ANSI C63.26-2015
- ♦ ANSI / TIA-603-E
- ♦ FCC 47 CFR Part 2, 22(H), 24(E), 27, Part 90(R), Part 90(S)
- ♦ FCC KDB 971168 D01 Power Meas. License Digital Systems v03r01
- ♦ FCC KDB 412172 D01 Determining ERP and EIRP v01r01
- ♦ FCC KDB 414788 D01 Radiated Test Site v01r01.

Remark:

1. All the test items were validated and recorded in accordance with the standards without any modification during the testing.
2. The TAF code is not including all the FCC KDB listed without accreditation.



2 Test Configuration of Equipment Under Test

2.1 Test Mode

Antenna port conducted and radiated test items listed below are performed according to KDB 971168 D01 Power Meas. License Digital Systems v03r01 with maximum output power.

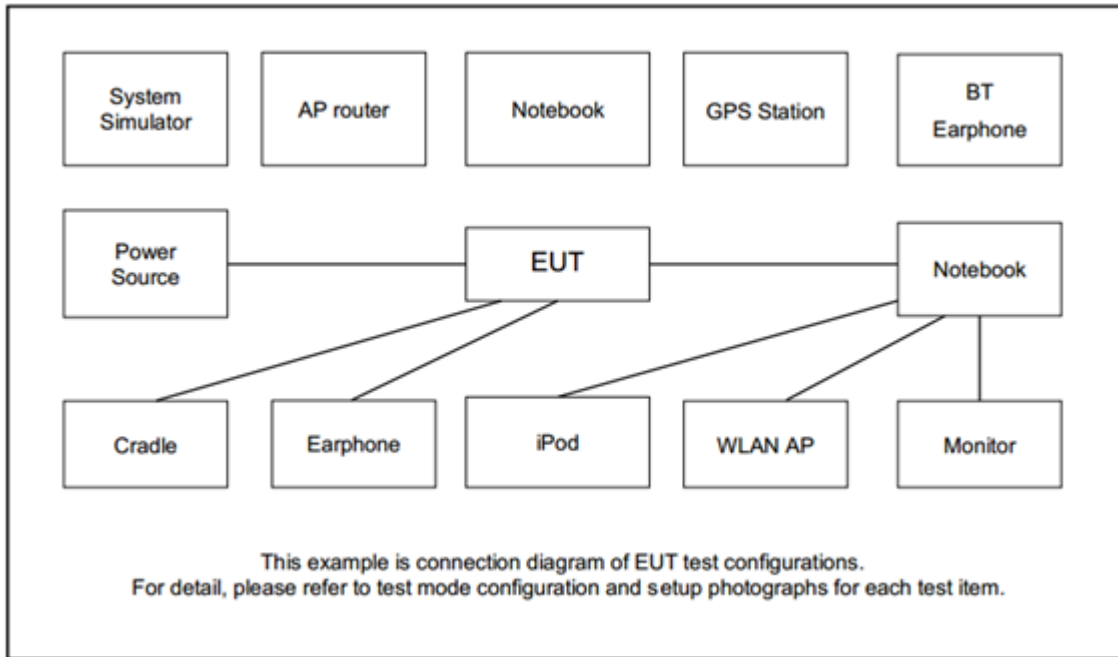
Modulation Type	Modulation
A	QPSK
B	16QAM

Test Item	Modulation Type	Bandwidth	RB Size	Channel
Conducted Power	A, B	All	1, Half, Full	L, M, H
EIRP	A, B	All	1, Half, Full	L, M, H
RSE	A	20 MHz or less	1RB	L, M, H

Remark:

1. Evaluated all the transmitter signal and reporting worst-case configuration among all modulation types.
2. The device is investigated from 30MHz to 10 times of fundamental signal for radiated spurious emission test under different RB size/offset and modulations in exploratory test. Subsequently, only the worst-case emissions are reported.
3. All the radiated test cases were performed with Sample 1.

2.2 Connection Diagram of Test System



2.3 Support Unit used in test configuration and system

Item	Equipment	Brand Name	Model No.	FCC ID	Data Cable	Power Cord
1.	System Simulator	Anritsu	MT8821C	N/A	N/A	Unshielded, 1.8 m
2.	Earphone	Google	G019A	N/A	Shielded, 1.2m	N/A



2.4 Frequency List of Low/Middle/High Channels

LTE Band 2 Channel and Frequency List				
BW [MHz]	Channel/Frequency(MHz)	Lowest	Middle	Highest
20	Channel	18700	18900	19100
	Frequency	1860	1880	1900
15	Channel	18675	18900	19125
	Frequency	1857.5	1880	1902.5
10	Channel	18650	18900	19150
	Frequency	1855	1880	1905
5	Channel	18625	18900	19175
	Frequency	1852.5	1880	1907.5
3	Channel	18615	18900	19185
	Frequency	1851.5	1880	1908.5
1.4	Channel	18607	18900	19193
	Frequency	1850.7	1880	1909.3

LTE Band 4 Channel and Frequency List				
BW [MHz]	Channel/Frequency(MHz)	Lowest	Middle	Highest
20	Channel	20050	20175	20300
	Frequency	1720	1732.5	1745
15	Channel	20025	20175	20325
	Frequency	1717.5	1732.5	1747.5
10	Channel	20000	20175	20350
	Frequency	1715	1732.5	1750
5	Channel	19975	20175	20375
	Frequency	1712.5	1732.5	1752.5
3	Channel	19965	20175	20385
	Frequency	1711.5	1732.5	1753.5
1.4	Channel	19957	20175	20393
	Frequency	1710.7	1732.5	1754.3



LTE Band 5 Channel and Frequency List				
BW [MHz]	Channel/Frequency(MHz)	Lowest	Middle	Highest
10	Channel	20450	20525	20600
	Frequency	829	836.5	844
5	Channel	20425	20525	20625
	Frequency	826.5	836.5	846.5
3	Channel	20415	20525	20635
	Frequency	825.5	836.5	847.5
1.4	Channel	20407	20525	20643
	Frequency	824.7	836.5	848.3

LTE Band 7 Channel and Frequency List				
BW [MHz]	Channel/Frequency(MHz)	Lowest	Middle	Highest
20	Channel	20850	21100	21350
	Frequency	2510	2535	2560
15	Channel	20825	21100	21375
	Frequency	2507.5	2535	2562.5
10	Channel	20800	21100	21400
	Frequency	2505	2535	2565
5	Channel	20775	21100	21425
	Frequency	2502.5	2535	2567.5

LTE Band 12 Channel and Frequency List				
BW [MHz]	Channel/Frequency(MHz)	Lowest	Middle	Highest
10	Channel	23060	23095	23130
	Frequency	704	707.5	711
5	Channel	23035	23095	23155
	Frequency	701.5	707.5	713.5
3	Channel	23025	23095	23165
	Frequency	700.5	707.5	714.5
1.4	Channel	23017	23095	23173
	Frequency	699.7	707.5	715.3



LTE Band 13 Channel and Frequency List				
BW [MHz]	Channel/Frequency(MHz)	Lowest	Middle	Highest
10	Channel	-	23230	-
	Frequency	-	782	-
5	Channel	23205	23230	23255
	Frequency	779.5	782	784.5

LTE Band 14 Channel and Frequency List				
BW [MHz]	Channel/Frequency(MHz)	Lowest	Middle	Highest
10	Channel	-	23330	-
	Frequency	-	793	-
5	Channel	23305	23330	23355
	Frequency	790.5	793	795.5

LTE Band 17 Channel and Frequency List				
BW [MHz]	Channel/Frequency(MHz)	Lowest	Middle	Highest
10	Channel	23780	23790	23800
	Frequency	709	710	711
5	Channel	23755	23790	23825
	Frequency	706.5	710	713.5

LTE Band 25 Channel and Frequency List				
BW [MHz]	Channel/Frequency(MHz)	Lowest	Middle	Highest
20	Channel	26140	26340	26590
	Frequency	1860	1880	1905
15	Channel	26115	26340	26615
	Frequency	1857.5	1880	1907.5
10	Channel	26090	26340	26640
	Frequency	1855	1880	1910
5	Channel	26065	26340	26665
	Frequency	1852.5	1880	1912.5
3	Channel	26055	26340	26675
	Frequency	1851.5	1880	1913.5
1.4	Channel	26047	26340	26683
	Frequency	1850.7	1880	1914.3



LTE Band 26 Channel and Frequency List (Part22)				
BW [MHz]	Channel/Frequency(MHz)	Lowest	Middle	Highest
15	Channel	26865	26915	26965
	Frequency	831.5	836.5	841.5
10	Channel	26840	26915	26990
	Frequency	829.0	836.5	844.0
5	Channel	26815	26915	27015
	Frequency	826.5	836.5	846.5
3	Channel	26805	26915	27025
	Frequency	825.5	836.5	847.5
1.4	Channel	26797	26915	27033
	Frequency	824.7	836.5	848.3

LTE Band 26 Channel and Frequency List (Part90 S)				
BW [MHz]	Channel/Frequency(MHz)	Lowest	Middle	Highest
10	Channel	-	26740	-
	Frequency	-	819	-
5	Channel	26715	26740	26765
	Frequency	816.5	819	821.5
3	Channel	26705	26740	26775
	Frequency	815.5	819	822.5
1.4	Channel	26697	26740	26783
	Frequency	814.7	819	823.3



LTE Band 26 Channel and Frequency List (Part90 S)				
BW [MHz]	Channel/Frequency(MHz)	cross-rule channels	cross-rule channels	-
15	Channel	26765	26790	-
	Frequency	821.5	824	-
10	Channel	-	26790	-
	Frequency	-	824	-
5	Channel	-	26790	-
	Frequency	-	824	-
3	Channel	-	26790	-
	Frequency	-	824	-
1.4	Channel	-	26790	-
	Frequency	-	824	-

LTE Band 30 Channel and Frequency List				
BW [MHz]	Channel/Frequency(MHz)	Lowest	Middle	Highest
10	Channel	-	27710	-
	Frequency	-	2310	-
5	Channel	27685	27710	27735
	Frequency	2307.5	2310	2312.5



LTE Band 38 Channel and Frequency List				
BW [MHz]	Channel/Frequency(MHz)	Lowest	Middle	Highest
20	Channel	37850	38000	38150
	Frequency	2580.0	2595.0	2610.0
15	Channel	37825	38000	38175
	Frequency	2577.5	2595.0	2612.5
10	Channel	37800	38000	38200
	Frequency	2575.0	2595.0	2615.0
5	Channel	37775	38000	38225
	Frequency	2572.5	2595.0	2617.5

LTE Band 41 Channel and Frequency List				
BW [MHz]	Channel/Frequency(MHz)	Lowest	Middle	Highest
20	Channel	39750	40620	41490
	Frequency	2506.0	2593.0	2680.0
15	Channel	39725	40620	41515
	Frequency	2503.5	2593.0	2682.5
10	Channel	39700	40620	41540
	Frequency	2501.0	2593.0	2685.0
5	Channel	39675	40620	41565
	Frequency	2498.5	2593.0	2687.5

LTE Band 66 Channel and Frequency List				
BW [MHz]	Channel/Frequency(MHz)	Lowest	Middle	Highest
20	Channel	132072	132322	132572
	Frequency	1720	1745	1770
15	Channel	132047	132322	132597
	Frequency	1717.5	1745	1772.5
10	Channel	132022	132322	132622
	Frequency	1715	1745	1775
5	Channel	131997	132322	132647
	Frequency	1712.5	1745	1777.5
3	Channel	131987	132322	132657
	Frequency	1711.5	1745	1778.5
1.4	Channel	131979	132322	132665
	Frequency	1710.7	1745	1779.3



LTE Band 71 Channel and Frequency List				
BW [MHz]	Channel/Frequency(MHz)	Lowest	Middle	Highest
20	Channel	133222	133297	133372
	Frequency	673.0	680.5	688.0
15	Channel	133197	133297	133397
	Frequency	670.5	680.5	690.5
10	Channel	133172	133297	133422
	Frequency	668.0	680.5	693.0
5	Channel	133147	133297	133447
	Frequency	665.5	680.5	695.5

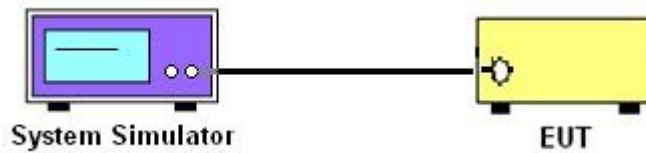
3 Conducted Test Items

3.1 Measuring Instruments

See list of measuring instruments of this test report.

3.1.1 Test Setup

3.1.2 Conducted Output Power



3.1.3 Test Result of Conducted Test

Please refer to Appendix A.



3.2 Conducted Output Power and ERP/EIRP

3.2.1 Description of the Conducted Output Power Measurement and ERP/EIRP Measurement

A system simulator was used to establish communication with the EUT. Its parameters were set to force the EUT transmitting at maximum output power. The measured power in the radio frequency on the transmitter output terminals shall be reported.

The ERP of mobile transmitters must not exceed 7 Watts for LTE Band 5, Band 26 (Part 22H)

The Output Power of mobile transmitters must not exceed 100 Watts for LTE Band 26 (Part 90S)

The ERP of mobile transmitters must not exceed 3 Watts for LTE Band 12, Band 13, Band 14, Band 17, Band 71

The EIRP of mobile transmitters must not exceed 2 Watts for LTE Band 2, Band 25, Band 7, Band 38, Band 41

The EIRP of mobile transmitters must not exceed 1 Watts for LTE Band 4, Band 66

The EIRP of mobile transmitters must not exceed 250mW/5MHz for LTE Band 30

According to KDB 412172 D01 Power Approach,

$EIRP = P_T + G_T - L_C$, $ERP = EIRP - 2.15$, where

P_T = transmitter output power in dBm

G_T = gain of the transmitting antenna in dBi

L_C = signal attenuation in the connecting cable between the transmitter and antenna in dB

3.2.2 Test Procedures

1. The transmitter output port was connected to the system simulator.
2. Set EUT at maximum power through the system simulator.
3. Select lowest, middle, and highest channels for each band and different modulation.
4. Measure and record the power level from the system simulator.

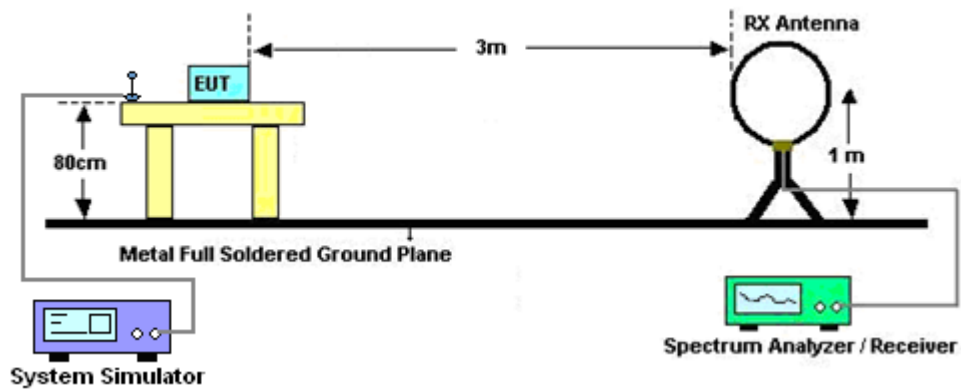
4 Radiated Test Items

4.1 Measuring Instruments

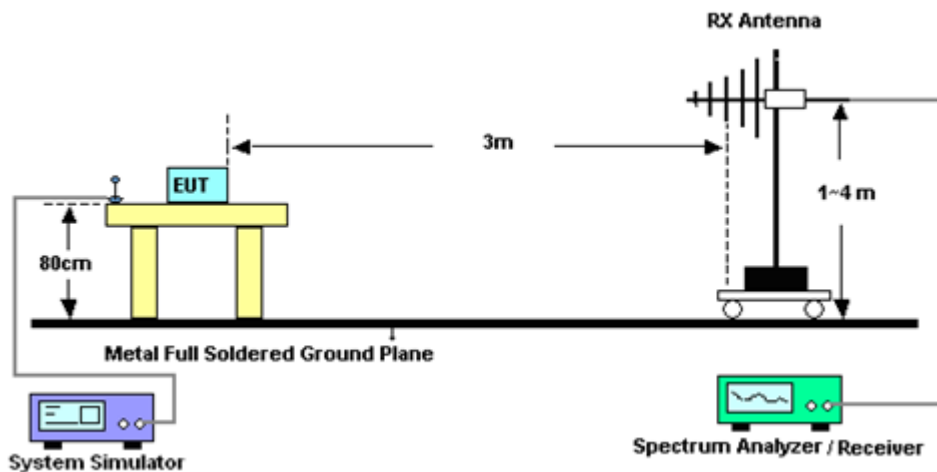
See list of measuring instruments of this test report.

4.1.1 Test Setup

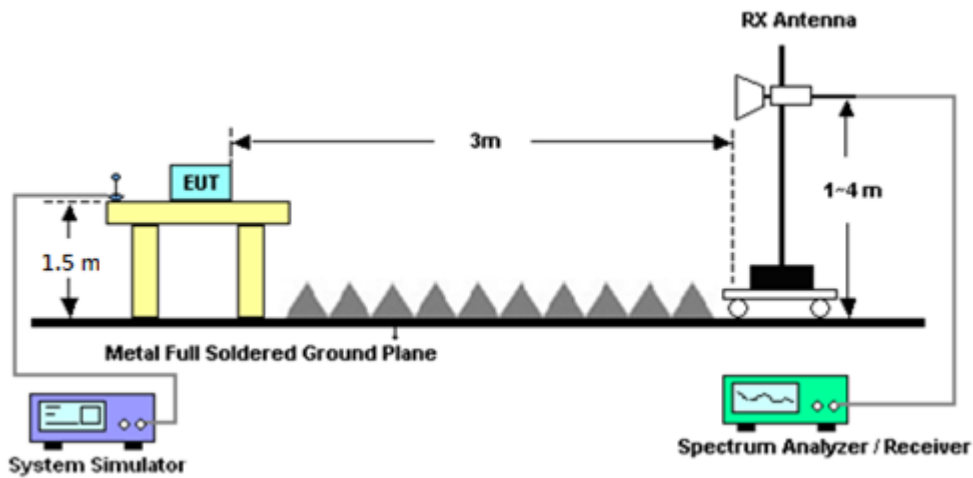
For radiated test below 30MHz



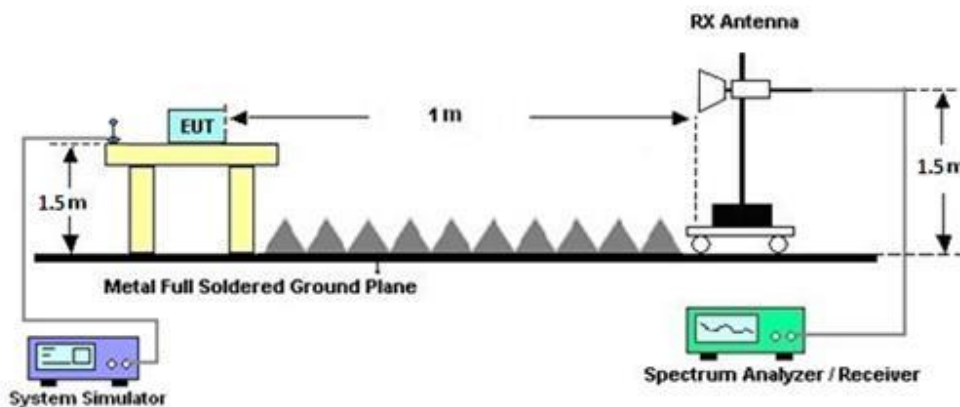
For radiated test from 30MHz to 1GHz



For radiated test from 1GHz to 18GHz



For radiated test above 18GHz



4.1.2 Test Result of Radiated Test

Please refer to Appendix B.

Note:

The low frequency, which started from 9 kHz to 30MHz, was pre-scanned and the result which was 20dB lower than the limit line was not reported.

There is adequate comparison measurement of both open-field test site and alternative test site - semi-Anechoic chamber according to 414788 D01 Radiated Test Site v01r01, and the result came out very similar.



4.2 Radiated Spurious Emission Measurement

4.2.1 Description of Radiated Spurious Emission Measurement

The radiated spurious emission was measured by substitution method according to ANSI / TIA-603-E. The power of any emission outside of the authorized operating frequency ranges must be attenuated below the transmitter power (P) by a factor of at least $43 + 10 \log (P)$ dB.

For LTE Band 7, 41

The power of any emission outside of the authorized operating frequency ranges must be attenuated below the transmitter power (P) by a factor of at least $55 + 10 \log (P)$ dB.

For LTE Band 13

For operations in the 746-758 MHz, 775-788 MHz, and 805-806 MHz bands, emissions in the band 1559-1610 MHz shall be limited to -70 dBW/MHz equivalent isotropically radiated power (EIRP) for wideband signals, and -80 dBW EIRP for discrete emissions of less than 700 Hz bandwidth.

For LTE Band 30

The power of any emission outside of the authorized operating frequency ranges must be attenuated below the transmitter power (P) by a factor of at least $70 + 10 \log (P)$ dB.

The spectrum is scanned from 30 MHz up to a frequency including its 10th harmonic.



4.2.2 Test Procedures

The testing follows FCC KDB 971168 D01 v03r01 Section 7 and ANSI C63.26-2015 section 5.5.4 Radiated measurement using the field strength method.

1. The EUT was placed on a turntable with 0.8 meter for frequency below 1GHz and 1.5 meter for frequency above 1GHz respectively above ground.
2. The EUT was set 3 meters from the receiving antenna, which was mounted on the antenna tower.
3. The table was rotated 360 degrees to determine the position of the highest spurious emission.
4. The height of the receiving antenna is varied between one meter and four meters to search the maximum spurious emission for both horizontal and vertical polarizations.
5. Make the measurement with the spectrum analyzer's RBW = 1MHz, VBW = 3MHz, taking the record of maximum spurious emission.
6. To convert spectrum reading E(dBuV/m) to EIRP(dBm)
$$\text{EIRP(dBm)} = \text{Level (dBuV/m)} + 20\log(d) - 104.77,$$
where d is the distance at which field strength limit is specified in the rules
7. Field Strength Level (dBm) = Spectrum Reading (dBm) + Antenna Factor + Cable Loss + Read Level - Preamp Factor.
8. ERP (dBm) = EIRP (dBm) - 2.15
9. The RF fundamental frequency should be excluded against the limit line in the operating frequency band.



5 List of Measuring Equipment

Instrument	Brand Name	Model No.	Serial No.	Characteristics	Calibration Date	Test Date	Due Date	Remark
Loop Antenna	Rohde & Schwarz	HFH2-Z2	100315	9 kHz~30 MHz	Feb. 28, 2023	Dec. 06, 2023~ Dec. 15, 2023	Feb. 27, 2024	Radiation (03CH12-HY)
Bilog Antenna	TESEQ	CBL 6111D & 00800N1D01N-06	37059 & 01	30MHz~1GHz	Nov. 03, 2023	Dec. 06, 2023~ Dec. 15, 2023	Nov. 02, 2024	Radiation (03CH12-HY)
Horn Antenna	SCHWARZBECK	BBHA 9120 D	9120D-02114	1GHz~18GHz	Jul. 31, 2023	Dec. 06, 2023~ Dec. 15, 2023	Jul. 30, 2024	Radiation (03CH12-HY)
SHF-EHF Horn Antenna	SCHWARZBECK	BBHA9170	1224	18GHz-40GHz	Jul. 10, 2023	Dec. 06, 2023~ Dec. 15, 2023	Jul. 09, 2024	Radiation (03CH12-HY)
Preamplifier	COM-POWER	PA-103A	161075	10MHz~1GHz	Mar. 21, 2023	Dec. 06, 2023~ Dec. 15, 2023	Mar. 20, 2024	Radiation (03CH12-HY)
Preamplifier	Agilent	8449B	3008A02375	1GHz~26.5GHz	May 23, 2023	Dec. 06, 2023~ Dec. 15, 2023	May 22, 2024	Radiation (03CH12-HY)
Preamplifier	E-INSTRUMENT TECH LTD.	ERA-100M-18G-5 6-01-A70	EC1900249	1GHz-18GHz	Dec. 21, 2022	Dec. 06, 2023~ Dec. 15, 2023	Dec. 20, 2023	Radiation (03CH12-HY)
Preamplifier	EMEC	EM18G40G	060801	18GHz~40GHz	Jun. 27, 2023	Dec. 06, 2023~ Dec. 15, 2023	Jun. 26, 2024	Radiation (03CH12-HY)
Spectrum Analyzer	Agilent	N9010A	MY53470118	10Hz~44GHz	Jan. 10, 2023	Dec. 06, 2023~ Dec. 15, 2023	Jan. 09, 2024	Radiation (03CH12-HY)
Filter	Wainwright	WHKX12-900-100 0-15000-60SS	SN12	1GHz High Pass Filter	Sep. 11, 2023	Dec. 06, 2023~ Dec. 15, 2023	Set. 10, 2024	Radiation (03CH12-HY)
Filter	Wainwright	WHKX12-2700-30 00-18000-60ST	SN2	3GHz High Pass Filter	Mar. 14, 2023	Dec. 06, 2023~ Dec. 15, 2023	Mar. 13, 2024	Radiation (03CH12-HY)
RF Cable	HUBER + SUHNER	SUCOFLEX 102	803951/2	9kHz~30MHz	Mar. 07, 2023	Dec. 06, 2023~ Dec. 15, 2023	Mar. 06, 2024	Radiation (03CH12-HY)
RF Cable	HUBER + SUHNER	SUCOFLEX 126E	0058/126E	30MHz~18GHz	Dec. 20, 2022	Dec. 06, 2023~ Dec. 15, 2023	Dec. 19, 2023	Radiation (03CH12-HY)
RF Cable	HUBER + SUHNER	SUCOFLEX 102	505134/2	30MHz~40GHz	Dec. 20, 2022	Dec. 06, 2023~ Dec. 15, 2023	Dec. 19, 2023	Radiation (03CH12-HY)
RF Cable	HUBER + SUHNER	SUCOFLEX 102	803953/2	30MHz~40GHz	Dec. 20, 2022	Dec. 06, 2023~ Dec. 15, 2023	Dec. 19, 2023	Radiation (03CH12-HY)
Hygrometer	TECPEL	DTM-303B	TP210117	N/A	Oct. 19, 2023	Dec. 06, 2023~ Dec. 15, 2023	Oct. 18, 2024	Radiation (03CH12-HY)
Controller	EMEC	EM1000	N/A	Control Turn table & Ant Mast	N/A	Dec. 06, 2023~ Dec. 15, 2023	N/A	Radiation (03CH12-HY)
Antenna Mast	EMEC	AM-BS-4500-B	N/A	1m~4m	N/A	Dec. 06, 2023~ Dec. 15, 2023	N/A	Radiation (03CH12-HY)
Radio Communication Analyzer	Anritsu	MT8821C	6262257866	N/A	May 08, 2023	Dec. 06, 2023~ Dec. 15, 2023	May 07, 2024	Radiation (03CH12-HY)
Turn Table	EMEC	TT2000	N/A	0~360 Degree	N/A	Dec. 06, 2023~ Dec. 15, 2023	N/A	Radiation (03CH12-HY)
Software	Audix	E3 6.2009-8-24	RK-000989	N/A	N/A	Dec. 06, 2023~ Dec. 15, 2023	N/A	Radiation (03CH12-HY)
Radio Communication Analyzer	Anritsu	MT8821C	6201664755	LTE FDD/TDD LTE-2CC DLCA/ULCA	Jul. 18, 2023	Dec. 15, 2023 ~ Dec. 18, 2023	Jul. 17, 2024	Conducted (TH03-HY)
Coupler	Warison	20dB 25W SMA Directional Coupler	#B	1-18GHz	Jan. 06, 2023	Dec. 15, 2023 ~ Dec. 18, 2023	Jan. 05, 2024	Conducted (TH03-HY)



6 Measurement Uncertainty

Uncertainty of Radiated Emission Measurement (30 MHz ~ 1000 MHz)

Measuring Uncertainty for a Level of Confidence of 95% ($U = 2Uc(y)$)	3.07 dB
---	---------

Uncertainty of Radiated Emission Measurement (1 GHz ~ 18 GHz)

Measuring Uncertainty for a Level of Confidence of 95% ($U = 2Uc(y)$)	3.63 dB
---	---------

Uncertainty of Radiated Emission Measurement (18 GHz ~ 40 GHz)

Measuring Uncertainty for a Level of Confidence of 95% ($U = 2Uc(y)$)	4.14 dB
---	---------



Appendix A. Test Results of Conducted Test

Conducted Output Power(Average power & ERP/EIRP)

LTE Band 2 Maximum Average Power [dBm] (GT - LC = -0.42 dB)								
BW [MHz]	RB Size	RB Offset	Mod	Lowest	Middle	Highest	EIRP (dBm)	EIRP (W)
20	1	0	QPSK	23.53	23.44	23.33	23.11	0.2046
20	1	49		23.47	23.43	23.29		
20	1	99		23.19	23.31	23.22		
20	50	0		22.62	22.48	22.52		
20	50	24		22.52	22.47	22.44		
20	50	50		22.51	22.39	22.50		
20	100	0		22.51	22.49	22.48		
20	1	0	16-QAM	22.84	22.66	22.70	22.42	0.1746
20	1	49		22.65	22.59	22.54		
20	1	99		22.49	22.49	22.16		
20	50	0		21.64	21.57	21.39		
20	50	24		21.59	21.52	21.50		
20	50	50		21.53	21.38	21.48		
20	100	0		21.50	21.40	21.55		
Limit	EIRP < 2W			Result			Pass	

LTE Band 2 Maximum Average Power [dBm] (GT - LC = -0.42 dB)								
BW [MHz]	RB Size	RB Offset	Mod	Lowest	Middle	Highest	EIRP (dBm)	EIRP (W)
15	1	0	QPSK	23.52	23.36	23.25	23.10	0.2042
15	1	37		23.40	23.36	23.21		
15	1	74		23.16	23.23	23.19		
15	36	0		22.53	22.36	22.40		
15	36	20		22.49	22.44	22.42		
15	36	39		22.45	22.33	22.42		
15	75	0		22.43	22.40	22.41		
15	1	0	16-QAM	22.82	22.60	22.64	22.40	0.1738
15	1	37		22.62	22.56	22.46		
15	1	74		22.46	22.40	22.07		
15	36	0		21.57	21.53	21.29		
15	36	20		21.49	21.48	21.48		
15	36	39		21.49	21.34	21.39		
15	75	0		21.49	21.40	21.50		
Limit	EIRP < 2W			Result			Pass	



LTE Band 2 Maximum Average Power [dBm] (GT - LC = -0.42 dB)								
BW [MHz]	RB Size	RB Offset	Mod	Lowest	Middle	Highest	EIRP (dBm)	EIRP (W)
10	1	0	QPSK	23.51	23.37	23.23	23.09	0.2037
10	1	25		23.43	23.41	23.23		
10	1	49		23.10	23.25	23.13		
10	25	0		22.58	22.42	22.40		
10	25	12		22.50	22.45	22.43		
10	25	25		22.49	22.31	22.52		
10	50	0		22.46	22.40	22.45		
10	1	0	16-QAM	22.82	22.63	22.61	22.40	0.1738
10	1	25		22.61	22.50	22.51		
10	1	49		22.40	22.40	22.11		
10	25	0		21.54	21.57	21.39		
10	25	12		21.50	21.45	21.41		
10	25	25		21.49	21.35	21.42		
10	50	0		21.46	21.34	21.48		
Limit	EIRP < 2W			Result			Pass	

LTE Band 2 Maximum Average Power [dBm] (GT - LC = -0.42 dB)								
BW [MHz]	RB Size	RB Offset	Mod	Lowest	Middle	Highest	EIRP (dBm)	EIRP (W)
5	1	0	QPSK	23.51	23.38	23.25	23.09	0.2037
5	1	12		23.45	23.42	23.27		
5	1	24		23.18	23.22	23.18		
5	12	0		22.53	22.36	22.41		
5	12	7		22.46	22.48	22.43		
5	12	13		22.43	22.34	22.45		
5	25	0		22.46	22.48	22.43		
5	1	0	16-QAM	22.79	22.62	22.70	22.37	0.1726
5	1	12		22.56	22.56	22.47		
5	1	24		22.41	22.46	22.16		
5	12	0		21.59	21.51	21.32		
5	12	7		21.56	21.52	21.48		
5	12	13		21.47	21.32	21.47		
5	25	0		21.45	21.35	21.51		
Limit	EIRP < 2W			Result			Pass	



LTE Band 2 Maximum Average Power [dBm] (GT - LC = -0.42 dB)								
BW [MHz]	RB Size	RB Offset	Mod	Lowest	Middle	Highest	EIRP (dBm)	EIRP (W)
3	1	0	QPSK	23.48	23.40	23.24	23.06	0.2023
3	1	8		23.37	23.33	23.23		
3	1	14		23.17	23.27	23.12		
3	8	0		22.56	22.36	22.47		
3	8	4		22.43	22.46	22.43		
3	8	7		22.47	22.33	22.48		
3	15	0		22.43	22.43	22.47		
3	1	0	16-QAM	22.83	22.65	22.68	22.41	0.1742
3	1	8		22.65	22.49	22.49		
3	1	14		22.39	22.48	22.12		
3	8	0		21.61	21.52	21.39		
3	8	4		21.53	21.45	21.49		
3	8	7		21.43	21.36	21.47		
3	15	0		21.45	21.40	21.45		
Limit	EIRP < 2W			Result			Pass	

LTE Band 2 Maximum Average Power [dBm] (GT - LC = -0.42 dB)								
BW [MHz]	RB Size	RB Offset	Mod	Lowest	Middle	Highest	EIRP (dBm)	EIRP (W)
1.4	1	0	QPSK	23.31	23.28	23.22	23.10	0.2042
1.4	1	3		23.49	23.24	23.24		
1.4	1	5		23.49	23.24	23.13		
1.4	3	0		23.50	23.30	23.37		
1.4	3	1		23.52	23.32	23.31		
1.4	3	3		23.50	23.26	23.24		
1.4	6	0		22.54	22.27	22.26		
1.4	1	0	16-QAM	22.89	22.46	22.51	22.52	0.1786
1.4	1	3		22.81	22.94	22.33		
1.4	1	5		22.49	22.29	22.66		
1.4	3	0		22.58	22.40	22.50		
1.4	3	1		22.76	22.46	22.26		
1.4	3	3		22.44	22.29	22.64		
1.4	6	0		21.62	21.63	21.34		
Limit	EIRP < 2W			Result			Pass	



LTE Band 25 Maximum Average Power [dBm] (GT - LC = -0.16 dB)								
BW [MHz]	RB Size	RB Offset	Mod	Lowest	Middle	Highest	EIRP (dBm)	EIRP (W)
20	1	0	QPSK	23.33	23.54	23.46	23.38	0.2178
20	1	49		23.29	23.47	23.41		
20	1	99		23.31	23.53	23.25		
20	50	0		22.52	22.76	22.69		
20	50	24		22.50	22.66	22.64		
20	50	50		22.51	22.62	22.68		
20	100	0		22.58	22.65	22.64		
20	1	0	16-QAM	22.24	22.68	22.64	22.94	0.1968
20	1	49		22.70	23.10	22.95		
20	1	99		22.51	22.80	21.57		
20	50	0		21.54	21.60	21.67		
20	50	24		21.55	21.71	21.71		
20	50	50		21.54	21.64	21.69		
20	100	0		21.55	21.66	21.82		
Limit	EIRP < 2W			Result			Pass	

LTE Band 25 Maximum Average Power [dBm] (GT - LC = -0.16 dB)								
BW [MHz]	RB Size	RB Offset	Mod	Lowest	Middle	Highest	EIRP (dBm)	EIRP (W)
15	1	0	QPSK	23.26	23.42	23.37	23.28	0.2128
15	1	37		23.27	23.37	23.32		
15	1	74		23.24	23.44	22.52		
15	36	0		22.49	22.61	22.63		
15	36	20		22.40	22.58	22.59		
15	36	39		22.48	22.61	22.71		
15	75	0		22.53	22.57	22.56		
15	1	0	16-QAM	22.19	22.58	22.61	22.93	0.1963
15	1	37		22.63	23.09	22.90		
15	1	74		22.43	22.79	21.51		
15	36	0		21.44	21.60	21.60		
15	36	20		21.55	21.70	21.68		
15	36	39		21.48	21.57	21.60		
15	75	0		21.46	21.66	21.74		
Limit	EIRP < 2W			Result			Pass	



LTE Band 25 Maximum Average Power [dBm] (GT - LC = -0.16 dB)								
BW [MHz]	RB Size	RB Offset	Mod	Lowest	Middle	Highest	EIRP (dBm)	EIRP (W)
10	1	0	QPSK	23.33	23.39	23.39	23.30	0.2138
10	1	25		23.24	23.39	23.31		
10	1	49		23.28	23.46	22.51		
10	25	0		22.41	22.60	22.62		
10	25	12		22.40	22.62	22.58		
10	25	25		22.45	22.57	22.67		
10	50	0		22.54	22.58	22.65		
10	1	0	16-QAM	22.22	22.61	22.57	22.91	0.1954
10	1	25		22.60	23.07	22.90		
10	1	49		22.50	22.80	21.55		
10	25	0		21.45	21.58	21.58		
10	25	12		21.45	21.64	21.63		
10	25	25		21.50	21.62	21.66		
10	50	0		21.45	21.58	21.77		
Limit	EIRP < 2W			Result			Pass	

LTE Band 25 Maximum Average Power [dBm] (GT - LC = -0.16 dB)								
BW [MHz]	RB Size	RB Offset	Mod	Lowest	Middle	Highest	EIRP (dBm)	EIRP (W)
5	1	0	QPSK	23.23	23.45	23.40	23.33	0.2153
5	1	12		23.22	23.47	23.40		
5	1	24		23.24	23.49	22.51		
5	12	0		22.44	22.68	22.59		
5	12	7		22.46	22.56	22.65		
5	12	13		22.51	22.53	22.67		
5	25	0		22.52	22.61	22.60		
5	1	0	16-QAM	22.20	22.65	22.55	22.88	0.1941
5	1	12		22.66	23.04	22.88		
5	1	24		22.41	22.73	21.55		
5	12	0		21.51	21.55	21.58		
5	12	7		21.46	21.65	21.70		
5	12	13		21.48	21.54	21.69		
5	25	0		21.54	21.57	21.78		
Limit	EIRP < 2W			Result			Pass	



LTE Band 25 Maximum Average Power [dBm] (GT - LC = -0.16 dB)								
BW [MHz]	RB Size	RB Offset	Mod	Lowest	Middle	Highest	EIRP (dBm)	EIRP (W)
3	1	0	QPSK	23.24	23.43	23.44	23.28	0.2128
3	1	8		23.21	23.44	23.37		
3	1	14		23.22	23.43	22.52		
3	8	0		22.49	22.61	22.64		
3	8	4		22.46	22.62	22.57		
3	8	7		22.51	22.55	22.72		
3	15	0		22.55	22.55	22.57		
3	1	0	16-QAM	22.24	22.65	22.64	22.86	0.1932
3	1	8		22.62	23.02	22.92		
3	1	14		22.42	22.73	21.50		
3	8	0		21.45	21.54	21.58		
3	8	4		21.50	21.70	21.68		
3	8	7		21.49	21.63	21.60		
3	15	0		21.55	21.63	21.73		
Limit	EIRP < 2W			Result			Pass	

LTE Band 25 Maximum Average Power [dBm] (GT - LC = -0.16 dB)								
BW [MHz]	RB Size	RB Offset	Mod	Lowest	Middle	Highest	EIRP (dBm)	EIRP (W)
1.4	1	0	QPSK	23.16	23.43	23.06	23.34	0.2158
1.4	1	3		23.33	23.41	23.03		
1.4	1	5		23.23	23.35	22.92		
1.4	3	0		23.30	23.42	23.10		
1.4	3	1		23.37	23.46	23.07		
1.4	3	3		23.35	23.50	22.97		
1.4	6	0		22.32	22.48	22.43		
1.4	1	0	16-QAM	22.31	22.75	22.37	22.69	0.1858
1.4	1	3		22.43	22.67	22.40		
1.4	1	5		22.49	22.85	22.39		
1.4	3	0		22.20	22.41	22.14		
1.4	3	1		22.49	22.65	22.20		
1.4	3	3		22.32	22.50	21.91		
1.4	6	0		21.46	21.48	21.52		
Limit	EIRP < 2W			Result			Pass	



LTE Band 4 Maximum Average Power [dBm] (GT - LC = 1.3 dB)								
BW [MHz]	RB Size	RB Offset	Mod	Lowest	Middle	Highest	EIRP (dBm)	EIRP (W)
20	1	0	QPSK	23.28	23.50	23.27	24.80	0.3020
20	1	49		23.27	23.20	23.22		
20	1	99		23.10	23.01	23.26		
20	50	0		22.39	22.42	22.31		
20	50	24		22.36	22.29	22.30		
20	50	50		22.31	22.35	22.26		
20	100	0		22.35	22.40	22.25		
20	1	0	16-QAM	22.41	22.71	22.19	24.20	0.2630
20	1	49		22.90	22.57	22.04		
20	1	99		22.52	22.26	22.25		
20	50	0		21.43	21.35	21.30		
20	50	24		21.37	21.33	21.28		
20	50	50		21.27	21.21	21.21		
20	100	0		21.24	21.24	21.19		
Limit	EIRP < 1W			Result			Pass	

LTE Band 4 Maximum Average Power [dBm] (GT - LC = 1.3 dB)								
BW [MHz]	RB Size	RB Offset	Mod	Lowest	Middle	Highest	EIRP (dBm)	EIRP (W)
15	1	0	QPSK	23.16	23.23	23.18	24.79	0.3013
15	1	37		23.27	23.16	23.14		
15	1	74		23.04	23.00	23.49		
15	36	0		22.39	22.32	22.21		
15	36	20		22.26	22.24	22.28		
15	36	39		22.24	22.26	22.25		
15	75	0		22.33	22.39	22.25		
15	1	0	16-QAM	22.31	22.65	22.19	24.11	0.2576
15	1	37		22.81	22.54	22.04		
15	1	74		22.48	22.22	22.18		
15	36	0		21.37	21.28	21.26		
15	36	20		21.27	21.31	21.19		
15	36	39		21.17	21.11	21.18		
15	75	0		21.22	21.15	21.18		
Limit	EIRP < 1W			Result			Pass	



LTE Band 4 Maximum Average Power [dBm] (GT - LC = 1.3 dB)								
BW [MHz]	RB Size	RB Offset	Mod	Lowest	Middle	Highest	EIRP (dBm)	EIRP (W)
10	1	0	QPSK	23.20	23.24	23.08	24.70	0.2951
10	1	25		23.25	23.10	23.20		
10	1	49		23.06	22.93	23.40		
10	25	0		22.36	22.42	22.26		
10	25	12		22.29	22.19	22.20		
10	25	25		22.30	22.34	22.17		
10	50	0		22.28	22.36	22.24		
10	1	0	16-QAM	22.38	22.69	22.09	24.14	0.2594
10	1	25		22.84	22.52	22.04		
10	1	49		22.50	22.22	22.17		
10	25	0		21.42	21.27	21.22		
10	25	12		21.30	21.33	21.18		
10	25	25		21.22	21.21	21.15		
10	50	0		21.22	21.21	21.11		
Limit	EIRP < 1W			Result			Pass	

LTE Band 4 Maximum Average Power [dBm] (GT - LC = 1.3 dB)								
BW [MHz]	RB Size	RB Offset	Mod	Lowest	Middle	Highest	EIRP (dBm)	EIRP (W)
5	1	0	QPSK	23.17	23.18	23.12	24.79	0.3013
5	1	12		23.26	23.15	23.15		
5	1	24		23.08	22.97	23.49		
5	12	0		22.37	22.37	22.19		
5	12	7		22.27	22.20	22.28		
5	12	13		22.27	22.34	22.26		
5	25	0		22.35	22.36	22.18		
5	1	0	16-QAM	22.39	22.67	22.11	24.16	0.2606
5	1	12		22.86	22.54	21.97		
5	1	24		22.46	22.26	22.24		
5	12	0		21.35	21.32	21.27		
5	12	7		21.35	21.32	21.23		
5	12	13		21.21	21.11	21.17		
5	25	0		21.18	21.14	21.15		
Limit	EIRP < 1W			Result			Pass	



LTE Band 4 Maximum Average Power [dBm] (GT - LC = 1.3 dB)								
BW [MHz]	RB Size	RB Offset	Mod	Lowest	Middle	Highest	EIRP (dBm)	EIRP (W)
3	1	0	QPSK	23.22	23.21	23.08	24.72	0.2965
3	1	8		23.21	23.13	23.15		
3	1	14		23.05	22.91	23.42		
3	8	0		22.33	22.37	22.25		
3	8	4		22.36	22.21	22.20		
3	8	7		22.21	22.33	22.16		
3	15	0		22.28	22.33	22.23		
3	1	0	16-QAM	22.31	22.64	22.15	24.15	0.2600
3	1	8		22.85	22.53	21.98		
3	1	14		22.48	22.23	22.24		
3	8	0		21.42	21.30	21.24		
3	8	4		21.35	21.29	21.18		
3	8	7		21.25	21.12	21.12		
3	15	0		21.22	21.18	21.09		
Limit	EIRP < 1W			Result			Pass	

LTE Band 4 Maximum Average Power [dBm] (GT - LC = 1.3 dB)								
BW [MHz]	RB Size	RB Offset	Mod	Lowest	Middle	Highest	EIRP (dBm)	EIRP (W)
1.4	1	0	QPSK	23.17	23.07	23.05	24.60	0.2884
1.4	1	3		23.30	23.17	23.05		
1.4	1	5		23.19	23.09	23.10		
1.4	3	0		23.27	22.99	23.06		
1.4	3	1		23.28	23.22	23.10		
1.4	3	3		23.29	23.10	23.06		
1.4	6	0		22.29	22.24	22.17		
1.4	1	0	16-QAM	22.63	22.30	22.49	24.28	0.2679
1.4	1	3		22.98	22.45	22.73		
1.4	1	5		22.26	22.36	22.32		
1.4	3	0		22.13	22.18	22.16		
1.4	3	1		22.49	22.17	22.12		
1.4	3	3		22.43	22.04	22.17		
1.4	6	0		21.30	21.21	21.32		
Limit	EIRP < 1W			Result			Pass	



LTE Band 5 Maximum Average Power [dBm] (GT - LC = 0.29 dB)								
BW [MHz]	RB Size	RB Offset	Mod	Lowest	Middle	Highest	ERP (dBm)	ERP (W)
10	1	0	QPSK	23.16	23.02	23.03	21.30	0.1349
10	1	25		22.91	23.01	23.02		
10	1	49		23.06	22.86	22.93		
10	25	0		22.20	22.08	22.04		
10	25	12		22.19	22.07	22.03		
10	25	25		22.19	22.04	21.92		
10	50	0		22.13	22.07	21.93		
10	1	0	16-QAM	22.21	22.29	22.41	20.65	0.1161
10	1	25		22.15	22.16	22.51		
10	1	49		22.32	22.37	22.16		
10	25	0		21.02	21.15	21.00		
10	25	12		21.19	21.15	21.15		
10	25	25		21.25	21.09	21.03		
10	50	0		21.20	21.05	20.96		
Limit	ERP < 7W			Result			Pass	

LTE Band 5 Maximum Average Power [dBm] (GT - LC = 0.29 dB)								
BW [MHz]	RB Size	RB Offset	Mod	Lowest	Middle	Highest	ERP (dBm)	ERP (W)
5	1	0	QPSK	22.79	22.96	22.98	21.15	0.1303
5	1	12		22.86	22.95	23.00		
5	1	24		23.01	22.80	22.89		
5	12	0		22.04	22.03	21.90		
5	12	7		22.15	22.08	22.01		
5	12	13		22.14	22.02	21.86		
5	25	0		22.09	22.05	21.87		
5	1	0	16-QAM	22.12	22.28	22.33	20.64	0.1159
5	1	12		22.12	22.16	22.50		
5	1	24		22.32	22.29	22.12		
5	12	0		20.99	21.13	20.93		
5	12	7		21.14	21.09	21.09		
5	12	13		21.25	21.00	20.96		
5	25	0		21.20	20.97	20.93		
Limit	ERP < 7W			Result			Pass	



LTE Band 5 Maximum Average Power [dBm] (GT - LC = 0.29 dB)								
BW [MHz]	RB Size	RB Offset	Mod	Lowest	Middle	Highest	ERP (dBm)	ERP (W)
3	1	0	QPSK	22.88	22.89	22.93	21.15	0.1303
3	1	8		22.84	22.99	22.99		
3	1	14		23.01	22.82	22.86		
3	8	0		21.96	21.99	21.92		
3	8	4		22.18	22.03	22.01		
3	8	7		22.13	22.02	21.90		
3	15	0		22.08	22.13	21.91		
3	1	0	16-QAM	22.11	22.26	22.34	20.58	0.1143
3	1	8		22.09	22.14	22.44		
3	1	14		22.22	22.27	22.13		
3	8	0		20.94	21.09	20.90		
3	8	4		21.13	21.05	21.05		
3	8	7		21.18	21.00	21.01		
3	15	0		21.17	20.95	20.86		
Limit	ERP < 7W			Result			Pass	

LTE Band 5 Maximum Average Power [dBm] (GT - LC = 0.29 dB)								
BW [MHz]	RB Size	RB Offset	Mod	Lowest	Middle	Highest	ERP (dBm)	ERP (W)
1.4	1	0	QPSK	22.87	23.02	22.82	21.29	0.1346
1.4	1	3		23.15	23.00	23.03		
1.4	1	5		22.84	22.87	22.83		
1.4	3	0		22.97	22.98	22.93		
1.4	3	1		23.00	23.12	22.96		
1.4	3	3		23.00	22.93	22.86		
1.4	6	0		21.90	21.99	21.92		
1.4	1	0	16-QAM	22.37	22.27	21.91	20.57	0.1140
1.4	1	3		22.03	22.18	22.33		
1.4	1	5		22.18	22.43	22.00		
1.4	3	0		22.07	22.20	21.97		
1.4	3	1		22.26	22.26	22.12		
1.4	3	3		22.18	22.09	21.78		
1.4	6	0		21.01	21.06	21.04		
Limit	ERP < 7W			Result			Pass	



LTE Band 7 Maximum Average Power [dBm] (GT - LC = 1.9 dB)								
BW [MHz]	RB Size	RB Offset	Mod	Lowest	Middle	Highest	EIRP (dBm)	EIRP (W)
20	1	0	QPSK	22.63	22.83	22.58	24.73	0.2972
20	1	49		22.58	22.50	22.54		
20	1	99		22.62	22.82	22.56		
20	50	0		21.75	21.84	21.69		
20	50	24		21.74	21.76	21.65		
20	50	50		21.74	21.83	21.68		
20	100	0		21.72	21.78	21.67		
20	1	0	16-QAM	22.05	21.95	22.04	23.95	0.2483
20	1	49		21.56	21.87	21.82		
20	1	99		21.83	21.67	21.69		
20	50	0		20.77	20.66	20.64		
20	50	24		20.82	20.83	20.80		
20	50	50		20.78	20.86	20.83		
20	100	0		20.75	20.82	20.82		
Limit	EIRP < 2W			Result			Pass	

LTE Band 7 Maximum Average Power [dBm] (GT - LC = 1.9 dB)								
BW [MHz]	RB Size	RB Offset	Mod	Lowest	Middle	Highest	EIRP (dBm)	EIRP (W)
15	1	0	QPSK	22.40	22.45	22.44	24.72	0.2965
15	1	37		22.57	22.45	22.52		
15	1	74		22.67	22.82	22.59		
15	36	0		21.69	21.68	21.57		
15	36	20		21.71	21.69	21.71		
15	36	39		21.73	21.83	21.70		
15	75	0		21.72	21.77	21.67		
15	1	0	16-QAM	22.03	21.87	21.95	23.93	0.2472
15	1	37		21.47	21.78	21.75		
15	1	74		21.81	21.58	21.69		
15	36	0		20.68	20.62	20.62		
15	36	20		20.76	20.78	20.74		
15	36	39		20.75	20.78	20.76		
15	75	0		20.65	20.76	20.81		
Limit	EIRP < 2W			Result			Pass	



LTE Band 7 Maximum Average Power [dBm] (GT - LC = 1.9 dB)								
BW [MHz]	RB Size	RB Offset	Mod	Lowest	Middle	Highest	EIRP (dBm)	EIRP (W)
10	1	0	QPSK	22.44	22.38	22.44	24.65	0.2917
10	1	25		22.58	22.48	22.54		
10	1	49		22.75	22.74	22.62		
10	25	0		21.68	21.67	21.59		
10	25	12		21.71	21.76	21.66		
10	25	25		21.75	21.81	21.71		
10	50	0		21.66	21.71	21.64		
10	1	0	16-QAM	22.04	21.91	21.97	23.94	0.2477
10	1	25		21.56	21.85	21.81		
10	1	49		21.81	21.59	21.64		
10	25	0		20.73	20.66	20.55		
10	25	12		20.74	20.83	20.73		
10	25	25		20.72	20.78	20.78		
10	50	0		20.65	20.75	20.72		
Limit	EIRP < 2W			Result			Pass	

LTE Band 7 Maximum Average Power [dBm] (GT - LC = 1.9 dB)								
BW [MHz]	RB Size	RB Offset	Mod	Lowest	Middle	Highest	EIRP (dBm)	EIRP (W)
5	1	0	QPSK	22.42	22.38	22.45	24.68	0.2938
5	1	12		22.57	22.47	22.49		
5	1	24		22.75	22.78	22.58		
5	12	0		21.71	21.67	21.60		
5	12	7		21.70	21.75	21.71		
5	12	13		21.69	21.83	21.72		
5	25	0		21.72	21.68	21.59		
5	1	0	16-QAM	22.04	21.90	21.98	23.94	0.2477
5	1	12		21.56	21.82	21.81		
5	1	24		21.74	21.66	21.62		
5	12	0		20.77	20.58	20.56		
5	12	7		20.82	20.80	20.71		
5	12	13		20.75	20.86	20.75		
5	25	0		20.68	20.72	20.77		
Limit	EIRP < 2W			Result			Pass	



LTE Band 12 Maximum Average Power [dBm] (GT - LC = -1.19 dB)								
BW [MHz]	RB Size	RB Offset	Mod	Lowest	Middle	Highest	ERP (dBm)	ERP (W)
10	1	0	QPSK	22.66	22.78	22.68	19.44	0.0879
10	1	25		22.62	22.75	22.67		
10	1	49		22.65	22.77	22.64		
10	25	0		21.89	21.91	21.83		
10	25	12		21.88	21.86	21.81		
10	25	25		21.87	21.90	21.82		
10	50	0		21.85	21.86	21.71		
10	1	0	16-QAM	21.88	22.05	21.73	18.71	0.0743
10	1	25		21.92	21.89	21.84		
10	1	49		21.89	21.90	21.93		
10	25	0		20.76	20.79	20.68		
10	25	12		20.89	20.83	20.72		
10	25	25		20.89	20.80	20.70		
10	50	0		20.84	20.87	20.64		
Limit	ERP < 3W			Result			Pass	

LTE Band 12 Maximum Average Power [dBm] (GT - LC = -1.19 dB)								
BW [MHz]	RB Size	RB Offset	Mod	Lowest	Middle	Highest	ERP (dBm)	ERP (W)
5	1	0	QPSK	22.50	22.50	22.60	19.38	0.0867
5	1	12		22.62	22.72	22.67		
5	1	24		22.72	22.71	22.60		
5	12	0		21.85	21.80	21.74		
5	12	7		21.81	21.82	21.77		
5	12	13		21.83	21.80	21.74		
5	25	0		21.80	21.77	21.71		
5	1	0	16-QAM	21.84	21.97	21.69	18.63	0.0729
5	1	12		21.88	21.82	21.82		
5	1	24		21.88	21.85	21.92		
5	12	0		20.70	20.78	20.68		
5	12	7		20.83	20.81	20.67		
5	12	13		20.84	20.77	20.63		
5	25	0		20.80	20.77	20.64		
Limit	ERP < 3W			Result			Pass	



LTE Band 12 Maximum Average Power [dBm] (GT - LC = -1.19 dB)								
BW [MHz]	RB Size	RB Offset	Mod	Lowest	Middle	Highest	ERP (dBm)	ERP (W)
3	1	0	QPSK	22.50	22.50	22.65	19.38	0.0867
3	1	8		22.60	22.69	22.64		
3	1	14		22.68	22.72	22.67		
3	8	0		21.79	21.80	21.78		
3	8	4		21.87	21.77	21.72		
3	8	7		21.80	21.84	21.74		
3	15	0		21.85	21.74	21.64		
3	1	0	16-QAM	21.87	22.04	21.70	18.70	0.0741
3	1	8		21.83	21.83	21.77		
3	1	14		21.86	21.86	21.93		
3	8	0		20.69	20.76	20.61		
3	8	4		20.84	20.79	20.62		
3	8	7		20.87	20.79	20.61		
3	15	0		20.83	20.79	20.55		
Limit	ERP < 3W			Result			Pass	

LTE Band 12 Maximum Average Power [dBm] (GT - LC = -1.19 dB)								
BW [MHz]	RB Size	RB Offset	Mod	Lowest	Middle	Highest	ERP (dBm)	ERP (W)
1.4	1	0	QPSK	22.50	22.55	22.57	19.38	0.0867
1.4	1	3		22.52	22.50	22.54		
1.4	1	5		22.55	22.56	22.67		
1.4	3	0		22.59	22.60	22.72		
1.4	3	1		22.62	22.63	22.58		
1.4	3	3		22.56	22.65	22.67		
1.4	6	0		21.60	21.67	21.86		
1.4	1	0	16-QAM	21.95	22.18	21.89	18.84	0.0766
1.4	1	3		21.91	21.62	21.73		
1.4	1	5		21.95	21.50	21.85		
1.4	3	0		21.71	21.65	21.71		
1.4	3	1		21.78	21.82	21.85		
1.4	3	3		21.80	21.60	21.66		
1.4	6	0		20.69	20.52	20.84		
Limit	ERP < 3W			Result			Pass	



LTE Band 13 Maximum Average Power [dBm] (GT - LC = -1.14 dB)								
BW [MHz]	RB Size	RB Offset	Mod	Lowest	Middle	Highest	ERP (dBm)	ERP (W)
10	1	0	QPSK		23.13		19.84	0.0964
10	1	25			23.09			
10	1	49			22.93			
10	25	0			22.10			
10	25	12			22.09			
10	25	25			22.04			
10	50	0			22.08			
10	1	0	16-QAM		22.19		18.90	0.0776
10	1	25			22.16			
10	1	49			22.09			
10	25	0			21.09			
10	25	12			21.07			
10	25	25			20.95			
10	50	0			21.11			
Limit	ERP < 3W			Result			Pass	

LTE Band 13 Maximum Average Power [dBm] (GT - LC = -1.14 dB)									
BW [MHz]	RB Size	RB Offset	Mod	Lowest	Middle	Highest	ERP (dBm)	ERP (W)	
5	1	0	QPSK		23.12	22.94	23.05	19.83	0.0962
5	1	12			22.94	23.05	23.01		
5	1	24			22.97	22.92	22.96		
5	12	0			21.96	22.08	22.03		
5	12	7			22.08	22.23	22.03		
5	12	13			22.06	22.13	22.10		
5	25	0			22.10	22.11	22.11		
5	1	0	16-QAM		22.17	22.10	22.32	19.19	0.0830
5	1	12			22.08	22.07	22.48		
5	1	24			22.25	22.13	22.17		
5	12	0			21.00	21.12	21.08		
5	12	7			21.20	21.24	21.13		
5	12	13			21.13	21.13	21.02		
5	25	0			21.18	21.12	21.20		
Limit	ERP < 3W			Result			Pass		



LTE Band 17 Maximum Average Power [dBm] (GT - LC = -1.32 dB)								
BW [MHz]	RB Size	RB Offset	Mod	Lowest	Middle	Highest	ERP (dBm)	ERP (W)
10	1	0	QPSK	22.69	22.64	22.64	19.22	0.0836
10	1	25		22.67	22.59	22.61		
10	1	49		22.65	22.63	22.61		
10	25	0		21.86	21.74	21.77		
10	25	12		21.85	21.69	21.76		
10	25	25		21.81	21.73	21.73		
10	50	0		21.82	21.71	21.71		
10	1	0	16-QAM	21.82	22.04	21.68	18.87	0.0771
10	1	25		22.20	21.92	22.34		
10	1	49		22.31	22.25	22.12		
10	25	0		20.70	20.73	20.75		
10	25	12		20.79	20.83	20.68		
10	25	25		20.82	20.85	20.70		
10	50	0		20.81	20.83	20.66		
Limit	ERP < 3W			Result			Pass	

LTE Band 17 Maximum Average Power [dBm] (GT - LC = -1.32 dB)								
BW [MHz]	RB Size	RB Offset	Mod	Lowest	Middle	Highest	ERP (dBm)	ERP (W)
5	1	0	QPSK	22.56	22.54	22.55	19.20	0.0832
5	1	12		22.67	22.59	22.56		
5	1	24		22.60	22.64	22.60		
5	12	0		21.66	21.57	21.63		
5	12	7		21.83	21.77	21.73		
5	12	13		21.72	21.77	21.81		
5	25	0		21.80	21.66	21.70		
5	1	0	16-QAM	21.72	21.97	21.67	18.86	0.0769
5	1	12		22.12	21.88	22.33		
5	1	24		22.22	22.21	22.10		
5	12	0		20.68	20.66	20.69		
5	12	7		20.76	20.79	20.59		
5	12	13		20.76	20.83	20.70		
5	25	0		20.74	20.78	20.65		
Limit	ERP < 3W			Result			Pass	



Part22H LTE Band 26 Maximum Average Power [dBm] (GT - LC = 0.29 dB)								
BW [MHz]	RB Size	RB Offset	Mod	Lowest	Middle	Highest	ERP (dBm)	ERP (W)
15	1	0	QPSK	23.17	23.08	23.09	21.31	0.1352
15	1	37		23.10	23.02	23.04		
15	1	74		23.16	23.07	22.95		
15	36	0		22.28	22.15	22.11		
15	36	20		22.27	22.11	22.10		
15	36	39		22.21	22.14	22.05		
15	75	0		22.27	22.14	22.10		
15	1	0	16-QAM	22.41	22.33	22.56	20.85	0.1216
15	1	37		22.56	22.50	22.71		
15	1	74		22.63	22.15	22.20		
15	36	0		21.23	21.13	21.09		
15	36	20		21.33	21.25	21.12		
15	36	39		21.29	21.16	21.11		
15	75	0		21.24	21.18	21.07		
Limit	ERP < 7W			Result			Pass	

Part22H LTE Band 26 Maximum Average Power [dBm] (GT - LC = 0.29 dB)								
BW [MHz]	RB Size	RB Offset	Mod	Lowest	Middle	Highest	ERP (dBm)	ERP (W)
10	1	0	QPSK	23.07	23.03	23.04	21.23	0.1327
10	1	25		23.09	23.00	22.96		
10	1	49		23.08	23.05	22.91		
10	25	0		22.19	22.07	22.05		
10	25	12		22.24	22.05	22.06		
10	25	25		22.14	22.05	22.01		
10	50	0		22.25	22.11	22.09		
10	1	0	16-QAM	22.34	22.33	22.50	20.84	0.1213
10	1	25		22.48	22.43	22.70		
10	1	49		22.61	22.15	22.16		
10	25	0		21.18	21.13	21.01		
10	25	12		21.31	21.16	21.09		
10	25	25		21.20	21.11	21.04		
10	50	0		21.21	21.16	21.05		
Limit	ERP < 7W			Result			Pass	



Part22H LTE Band 26 Maximum Average Power [dBm] (GT - LC = 0.29 dB)								
BW [MHz]	RB Size	RB Offset	Mod	Lowest	Middle	Highest	ERP (dBm)	ERP (W)
5	1	0	QPSK	23.08	23.06	23.06	21.23	0.1327
5	1	12		23.09	22.99	22.97		
5	1	24		23.08	22.97	22.89		
5	12	0		22.12	22.08	22.04		
5	12	7		22.23	22.11	22.05		
5	12	13		22.11	22.11	21.96		
5	25	0		22.25	22.05	22.06		
5	1	0	16-QAM	22.38	22.27	22.51	20.75	0.1189
5	1	12		22.47	22.40	22.61		
5	1	24		22.53	22.14	22.20		
5	12	0		21.19	21.09	21.09		
5	12	7		21.25	21.17	21.04		
5	12	13		21.21	21.07	21.05		
5	25	0		21.24	21.11	21.01		
Limit	ERP < 7W			Result			Pass	

Part22H LTE Band 26 Maximum Average Power [dBm] (GT - LC = 0.29 dB)								
BW [MHz]	RB Size	RB Offset	Mod	Lowest	Middle	Highest	ERP (dBm)	ERP (W)
3	1	0	QPSK	23.09	23.01	23.01	21.26	0.1337
3	1	8		23.01	23.01	22.98		
3	1	14		23.12	23.01	22.94		
3	8	0		22.21	22.11	22.04		
3	8	4		22.19	22.11	22.10		
3	8	7		22.20	22.13	22.03		
3	15	0		22.25	22.10	22.05		
3	1	0	16-QAM	22.32	22.29	22.48	20.84	0.1213
3	1	8		22.53	22.43	22.70		
3	1	14		22.53	22.13	22.12		
3	8	0		21.16	21.11	21.04		
3	8	4		21.29	21.20	21.07		
3	8	7		21.24	21.13	21.08		
3	15	0		21.22	21.12	21.02		
Limit	ERP < 7W			Result			Pass	



Part22H LTE Band 26 Maximum Average Power [dBm] (GT - LC = 0.29 dB)								
BW [MHz]	RB Size	RB Offset	Mod	Lowest	Middle	Highest	ERP (dBm)	ERP (W)
1.4	1	0	QPSK	23.08	22.99	22.83	21.30	0.1349
1.4	1	3		23.16	23.02	22.95		
1.4	1	5		23.13	22.92	22.84		
1.4	3	0		23.11	23.01	22.89		
1.4	3	1		23.12	23.06	22.90		
1.4	3	3		23.07	23.02	22.89		
1.4	6	0		22.16	22.03	21.91		
1.4	1	0	16-QAM	22.16	22.58	22.06	20.72	0.1180
1.4	1	3		22.46	22.57	22.02		
1.4	1	5		22.42	22.43	22.39		
1.4	3	0		22.05	22.21	21.98		
1.4	3	1		22.21	22.18	22.04		
1.4	3	3		21.99	21.97	21.99		
1.4	6	0		21.16	21.29	21.11		
Limit	ERP < 7W			Result			Pass	



LTE Band 38 Maximum Average Power [dBm] (GT - LC = 1.9 dB)								
BW [MHz]	RB Size	RB Offset	Mod	Lowest	Middle	Highest	EIRP (dBm)	EIRP (W)
20	1	0	QPSK	22.66	22.64	22.86	24.76	0.2992
20	1	49		22.57	22.63	22.68		
20	1	99		22.65	22.55	22.79		
20	50	0		21.73	21.85	22.03		
20	50	24		21.86	21.80	21.89		
20	50	50		21.72	21.84	21.86		
20	100	0		21.71	21.84	21.95		
20	1	0	16-QAM	21.61	21.65	21.95	23.85	0.2427
20	1	49		21.74	21.81	21.79		
20	1	99		21.91	21.67	21.69		
20	50	0		20.65	20.87	20.87		
20	50	24		20.91	20.87	20.83		
20	50	50		20.76	20.90	20.81		
20	100	0		20.75	20.89	20.89		
Limit	EIRP < 2W			Result			Pass	

LTE Band 38 Maximum Average Power [dBm] (GT - LC = 1.9 dB)								
BW [MHz]	RB Size	RB Offset	Mod	Lowest	Middle	Highest	EIRP (dBm)	EIRP (W)
15	1	0	QPSK	22.41	22.46	22.79	24.72	0.2965
15	1	37		22.62	22.80	22.60		
15	1	74		22.82	22.58	22.75		
15	36	0		21.68	21.77	21.94		
15	36	20		21.80	21.80	21.85		
15	36	39		21.67	21.85	21.83		
15	75	0		21.71	21.77	21.93		
15	1	0	16-QAM	21.56	21.63	21.85	23.75	0.2371
15	1	37		21.71	21.77	21.79		
15	1	74		21.84	21.57	21.62		
15	36	0		20.56	20.80	20.80		
15	36	20		20.81	20.81	20.80		
15	36	39		20.74	20.82	20.81		
15	75	0		20.74	20.79	20.84		
Limit	EIRP < 2W			Result			Pass	



LTE Band 38 Maximum Average Power [dBm] (GT - LC = 1.9 dB)								
BW [MHz]	RB Size	RB Offset	Mod	Lowest	Middle	Highest	EIRP (dBm)	EIRP (W)
10	1	0	QPSK	22.47	22.52	22.85	24.75	0.2985
10	1	25		22.63	22.70	22.60		
10	1	49		22.73	22.59	22.78		
10	25	0		21.67	21.80	22.02		
10	25	12		21.79	21.71	21.85		
10	25	25		21.69	21.81	21.82		
10	50	0		21.70	21.78	21.88		
10	1	0	16-QAM	21.53	21.63	21.91	23.81	0.2404
10	1	25		21.66	21.81	21.71		
10	1	49		21.84	21.59	21.69		
10	25	0		20.56	20.80	20.86		
10	25	12		20.82	20.87	20.81		
10	25	25		20.72	20.90	20.72		
10	50	0		20.72	20.86	20.86		
Limit	EIRP < 2W			Result			Pass	

LTE Band 38 Maximum Average Power [dBm] (GT - LC = 1.9 dB)								
BW [MHz]	RB Size	RB Offset	Mod	Lowest	Middle	Highest	EIRP (dBm)	EIRP (W)
5	1	0	QPSK	22.49	22.56	22.77	24.70	0.2951
5	1	12		22.61	22.72	22.68		
5	1	24		22.80	22.51	22.71		
5	12	0		21.65	21.76	21.94		
5	12	7		21.80	21.79	21.88		
5	12	13		21.66	21.75	21.85		
5	25	0		21.70	21.75	21.86		
5	1	0	16-QAM	21.60	21.60	21.91	23.81	0.2404
5	1	12		21.69	21.74	21.71		
5	1	24		21.91	21.64	21.65		
5	12	0		20.57	20.81	20.81		
5	12	7		20.81	20.82	20.73		
5	12	13		20.71	20.87	20.79		
5	25	0		20.68	20.89	20.81		
Limit	EIRP < 2W			Result			Pass	



LTE Band 41 Maximum Average Power [dBm] (GT - LC = 1.8 dB)								
BW [MHz]	RB Size	RB Offset	Mod	Lowest	Middle	Highest	EIRP (dBm)	EIRP (W)
20	1	0	QPSK	22.97	22.63	22.57	24.77	0.2999
20	1	49		22.88	22.55	22.54		
20	1	99		22.92	22.62	22.56		
20	50	0		22.15	21.74	21.71		
20	50	24		22.07	21.69	21.66		
20	50	50		22.14	21.73	21.69		
20	100	0		22.02	21.70	21.50		
20	1	0	16-QAM	21.87	21.63	21.60	23.75	0.2371
20	1	49		21.91	21.79	21.71		
20	1	99		21.95	21.85	21.81		
20	50	0		20.99	20.76	20.63		
20	50	24		21.05	20.80	20.68		
20	50	50		20.92	20.85	20.61		
20	100	0		20.92	20.74	20.63		
Limit	EIRP < 2W			Result			Pass	

LTE Band 41 Maximum Average Power [dBm] (GT - LC = 1.8 dB)								
BW [MHz]	RB Size	RB Offset	Mod	Lowest	Middle	Highest	EIRP (dBm)	EIRP (W)
15	1	0	QPSK	22.66	22.44	22.40	24.68	0.2938
15	1	37		22.85	22.50	22.44		
15	1	74		22.88	22.71	22.61		
15	36	0		22.00	21.62	21.69		
15	36	20		22.01	21.73	21.56		
15	36	39		22.11	21.77	21.65		
15	75	0		22.02	21.70	21.46		
15	1	0	16-QAM	21.77	21.54	21.50	23.69	0.2339
15	1	37		21.84	21.73	21.64		
15	1	74		21.89	21.85	21.81		
15	36	0		20.91	20.68	20.63		
15	36	20		21.04	20.73	20.64		
15	36	39		20.86	20.77	20.60		
15	75	0		20.90	20.66	20.59		
Limit	EIRP < 2W			Result			Pass	



LTE Band 41 Maximum Average Power [dBm] (GT - LC = 1.8 dB)								
BW [MHz]	RB Size	RB Offset	Mod	Lowest	Middle	Highest	EIRP (dBm)	EIRP (W)
10	1	0	QPSK	22.72	22.52	22.49	24.72	0.2965
10	1	25		22.82	22.54	22.51		
10	1	49		22.92	22.68	22.61		
10	25	0		22.00	21.56	21.69		
10	25	12		22.05	21.75	21.64		
10	25	25		22.08	21.74	21.68		
10	50	0		21.97	21.69	21.44		
10	1	0	16-QAM	21.83	21.56	21.51	23.72	0.2355
10	1	25		21.90	21.78	21.65		
10	1	49		21.92	21.77	21.74		
10	25	0		20.93	20.71	20.58		
10	25	12		20.95	20.71	20.66		
10	25	25		20.84	20.77	20.58		
10	50	0		20.89	20.73	20.60		
Limit	EIRP < 2W			Result			Pass	

LTE Band 41 Maximum Average Power [dBm] (GT - LC = 1.8 dB)								
BW [MHz]	RB Size	RB Offset	Mod	Lowest	Middle	Highest	EIRP (dBm)	EIRP (W)
5	1	0	QPSK	22.74	22.48	22.40	24.70	0.2951
5	1	12		22.82	22.58	22.48		
5	1	24		22.90	22.70	22.57		
5	12	0		21.93	21.52	21.67		
5	12	7		22.03	21.68	21.59		
5	12	13		22.08	21.71	21.69		
5	25	0		21.92	21.67	21.46		
5	1	0	16-QAM	21.83	21.63	21.55	23.70	0.2344
5	1	12		21.90	21.70	21.68		
5	1	24		21.88	21.85	21.78		
5	12	0		20.97	20.75	20.60		
5	12	7		20.99	20.77	20.66		
5	12	13		20.91	20.79	20.61		
5	25	0		20.90	20.64	20.56		
Limit	EIRP < 2W			Result			Pass	



LTE Band 30 Maximum Average Power [dBm] (GT - LC = 0.48 dB)								
BW [MHz]	RB Size	RB Offset	Mod	Lowest	Middle	Highest	EIRP (dBm)	EIRP (W)
10	1	0	QPSK		21.68		22.16	0.1644
10	1	25			21.52			
10	1	49			21.66			
10	25	0			20.69			
10	25	12			20.68			
10	25	25			20.65			
10	50	0			20.61			
10	1	0	16-QAM		20.69		21.33	0.1358
10	1	25			20.85			
10	1	49			20.70			
10	25	0			19.70			
10	25	12			19.76			
10	25	25			19.60			
10	50	0			19.61			
Limit	EIRP < 250mW/5MHz			Result			Pass	

Total EIRP power is less than partial EIRP limit 250 mW/5MHz.

LTE Band 30 Maximum Average Power [dBm] (GT - LC = 0.48 dB)									
BW [MHz]	RB Size	RB Offset	Mod	Lowest	Middle	Highest	EIRP (dBm)	EIRP (W)	
5	1	0	QPSK		21.57	21.58	21.47	22.15	0.1641
5	1	12			21.67	21.62	21.41		
5	1	24			21.51	21.61	21.60		
5	12	0			20.66	20.69	20.52		
5	12	7			20.80	20.75	20.52		
5	12	13			20.73	20.73	20.66		
5	25	0			20.72	20.65	20.53		
5	1	0	16-QAM		21.06	21.02	20.92	21.54	0.1426
5	1	12			20.56	20.81	20.99		
5	1	24			20.67	20.97	20.73		
5	12	0			19.78	19.75	19.56		
5	12	7			19.76	19.81	19.63		
5	12	13			19.73	19.64	19.68		
5	25	0			19.66	19.61	19.52		
Limit	EIRP < 250mW/5MHz			Result			Pass		

Total EIRP power is less than partial EIRP limit 250 mW/5MHz.



LTE Band 66 Maximum Average Power [dBm] (GT - LC = 1.3 dB)								
BW [MHz]	RB Size	RB Offset	Mod	Lowest	Middle	Highest	EIRP (dBm)	EIRP (W)
20	1	0	QPSK	23.50	23.28	23.10	24.80	0.3020
20	1	49		23.44	23.24	23.04		
20	1	99		23.34	23.13	23.00		
20	50	0		22.56	22.38	22.37		
20	50	24		22.51	22.37	22.36		
20	50	50		22.46	22.32	22.35		
20	100	0		22.49	22.36	22.35		
20	1	0	16-QAM	22.80	22.09	22.67	24.10	0.2570
20	1	49		22.69	22.60	22.55		
20	1	99		22.70	22.69	22.51		
20	50	0		21.59	21.35	21.34		
20	50	24		21.50	21.42	21.32		
20	50	50		21.44	21.32	21.38		
20	100	0		21.53	21.32	21.26		
Limit	EIRP < 1W			Result			Pass	

LTE Band 66 Maximum Average Power [dBm] (GT - LC = 1.3 dB)								
BW [MHz]	RB Size	RB Offset	Mod	Lowest	Middle	Highest	EIRP (dBm)	EIRP (W)
15	1	0	QPSK	23.39	23.25	23.07	24.69	0.2944
15	1	37		23.38	23.24	23.04		
15	1	74		23.32	23.07	22.98		
15	36	0		22.42	22.26	22.35		
15	36	20		22.43	22.41	22.36		
15	36	39		22.38	22.27	22.27		
15	75	0		22.46	22.36	22.37		
15	1	0	16-QAM	22.72	22.07	22.57	24.02	0.2523
15	1	37		22.66	22.54	22.50		
15	1	74		22.64	22.61	22.51		
15	36	0		21.52	21.35	21.25		
15	36	20		21.47	21.34	21.26		
15	36	39		21.42	21.30	21.31		
15	75	0		21.43	21.26	21.21		
Limit	EIRP < 1W			Result			Pass	



LTE Band 66 Maximum Average Power [dBm] (GT - LC = 1.3 dB)								
BW [MHz]	RB Size	RB Offset	Mod	Lowest	Middle	Highest	EIRP (dBm)	EIRP (W)
10	1	0	QPSK	23.45	23.25	23.08	24.75	0.2985
10	1	25		23.44	23.15	23.02		
10	1	49		23.31	23.10	22.99		
10	25	0		22.45	22.26	22.25		
10	25	12		22.50	22.39	22.29		
10	25	25		22.42	22.33	22.27		
10	50	0		22.45	22.31	22.34		
10	1	0	16-QAM	22.74	22.07	22.64	24.04	0.2535
10	1	25		22.69	22.51	22.45		
10	1	49		22.63	22.60	22.47		
10	25	0		21.55	21.29	21.27		
10	25	12		21.42	21.33	21.32		
10	25	25		21.41	21.23	21.32		
10	50	0		21.47	21.25	21.17		
Limit	EIRP < 1W			Result			Pass	

LTE Band 66 Maximum Average Power [dBm] (GT - LC = 1.3 dB)								
BW [MHz]	RB Size	RB Offset	Mod	Lowest	Middle	Highest	EIRP (dBm)	EIRP (W)
5	1	0	QPSK	23.49	23.21	23.05	24.79	0.3013
5	1	12		23.42	23.22	23.04		
5	1	24		23.34	23.07	22.92		
5	12	0		22.38	22.23	22.27		
5	12	7		22.50	22.32	22.32		
5	12	13		22.38	22.35	22.35		
5	25	0		22.39	22.36	22.35		
5	1	0	16-QAM	22.70	22.04	22.58	24.00	0.2512
5	1	12		22.66	22.51	22.50		
5	1	24		22.60	22.66	22.45		
5	12	0		21.55	21.30	21.33		
5	12	7		21.48	21.42	21.29		
5	12	13		21.44	21.27	21.32		
5	25	0		21.51	21.23	21.16		
Limit	EIRP < 1W			Result			Pass	



LTE Band 66 Maximum Average Power [dBm] (GT - LC = 1.3 dB)								
BW [MHz]	RB Size	RB Offset	Mod	Lowest	Middle	Highest	EIRP (dBm)	EIRP (W)
3	1	0	QPSK	23.48	23.18	23.05	24.78	0.3006
3	1	8		23.44	23.18	22.97		
3	1	14		23.30	23.03	22.99		
3	8	0		22.45	22.29	22.26		
3	8	4		22.48	22.35	22.33		
3	8	7		22.43	22.31	22.32		
3	15	0		22.41	22.34	22.33		
3	1	0	16-QAM	22.76	22.08	22.58	24.06	0.2547
3	1	8		22.68	22.53	22.51		
3	1	14		22.68	22.61	22.46		
3	8	0		21.55	21.29	21.31		
3	8	4		21.47	21.35	21.32		
3	8	7		21.40	21.30	21.29		
3	15	0		21.53	21.30	21.19		
Limit	EIRP < 1W			Result			Pass	

LTE Band 66 Maximum Average Power [dBm] (GT - LC = 1.3 dB)								
BW [MHz]	RB Size	RB Offset	Mod	Lowest	Middle	Highest	EIRP (dBm)	EIRP (W)
1.4	1	0	QPSK	23.37	23.20	23.19	24.68	0.2938
1.4	1	3		23.37	23.26	23.27		
1.4	1	5		23.35	23.20	23.17		
1.4	3	0		23.34	23.28	23.38		
1.4	3	1		23.36	23.19	23.32		
1.4	3	3		23.35	23.13	23.30		
1.4	6	0		22.45	22.31	22.25		
1.4	1	0	16-QAM	22.39	22.44	22.10	24.12	0.2582
1.4	1	3		22.32	22.29	22.38		
1.4	1	5		22.82	22.53	22.57		
1.4	3	0		22.26	22.17	22.23		
1.4	3	1		22.40	22.32	22.34		
1.4	3	3		22.33	22.12	22.28		
1.4	6	0		21.44	21.32	21.38		
Limit	EIRP < 1W			Result			Pass	



LTE Band 71 Maximum Average Power [dBm] (GT - LC = -1.09 dB)								
BW [MHz]	RB Size	RB Offset	Mod	Lowest	Middle	Highest	ERP (dBm)	ERP (W)
20	1	0	QPSK	23.02	23.06	23.19	19.95	0.0989
20	1	49		23.01	22.99	23.15		
20	1	99		22.99	23.05	23.10		
20	50	0		22.16	22.21	22.31		
20	50	24		22.11	22.19	22.20		
20	50	50		22.15	22.13	22.30		
20	100	0		22.13	22.17	22.18		
20	1	0	16-QAM	22.39	22.07	22.23	19.33	0.0857
20	1	49		22.55	22.11	22.22		
20	1	99		22.20	22.40	22.57		
20	50	0		21.07	21.24	21.08		
20	50	24		21.15	21.23	21.20		
20	50	50		21.18	21.20	21.32		
20	100	0		21.11	21.20	21.11		
Limit	ERP < 3W			Result			Pass	

LTE Band 71 Maximum Average Power [dBm] (GT - LC = -1.09 dB)								
BW [MHz]	RB Size	RB Offset	Mod	Lowest	Middle	Highest	ERP (dBm)	ERP (W)
15	1	0	QPSK	23.00	22.89	23.09	19.89	0.0975
15	1	37		22.92	23.03	23.13		
15	1	74		22.96	23.08	23.00		
15	36	0		22.03	22.17	22.06		
15	36	20		22.13	22.16	22.19		
15	36	39		22.15	22.13	22.20		
15	75	0		22.10	22.20	22.08		
15	1	0	16-QAM	22.31	22.03	22.15	19.29	0.0849
15	1	37		22.49	22.02	22.18		
15	1	74		22.11	22.32	22.53		
15	36	0		21.05	21.24	21.01		
15	36	20		21.07	21.16	21.11		
15	36	39		21.11	21.19	21.29		
15	75	0		21.01	21.11	21.07		
Limit	ERP < 3W			Result			Pass	



LTE Band 71 Maximum Average Power [dBm] (GT - LC = -1.09 dB)								
BW [MHz]	RB Size	RB Offset	Mod	Lowest	Middle	Highest	ERP (dBm)	ERP (W)
10	1	0	QPSK	23.01	22.92	23.05	19.90	0.0977
10	1	25		22.96	23.00	23.11		
10	1	49		22.89	23.14	23.02		
10	25	0		22.07	22.12	22.03		
10	25	12		22.11	22.09	22.13		
10	25	25		22.18	22.03	22.27		
10	50	0		22.10	22.19	22.03		
10	1	0	16-QAM	22.35	22.06	22.18	19.31	0.0853
10	1	25		22.55	22.10	22.21		
10	1	49		22.12	22.35	22.53		
10	25	0		21.06	21.21	21.01		
10	25	12		21.06	21.21	21.13		
10	25	25		21.15	21.13	21.26		
10	50	0		21.11	21.15	21.08		
Limit	ERP < 3W			Result			Pass	

LTE Band 71 Maximum Average Power [dBm] (GT - LC = -1.09 dB)								
BW [MHz]	RB Size	RB Offset	Mod	Lowest	Middle	Highest	ERP (dBm)	ERP (W)
5	1	0	QPSK	22.98	22.94	23.06	19.91	0.0979
5	1	12		22.99	23.04	23.15		
5	1	24		22.96	23.10	23.06		
5	12	0		22.05	22.16	22.10		
5	12	7		22.08	22.16	22.20		
5	12	13		22.21	22.12	22.28		
5	25	0		22.06	22.18	22.10		
5	1	0	16-QAM	22.31	22.06	22.17	19.30	0.0851
5	1	12		22.54	22.07	22.13		
5	1	24		22.11	22.35	22.53		
5	12	0		20.99	21.15	21.05		
5	12	7		21.05	21.19	21.14		
5	12	13		21.09	21.13	21.31		
5	25	0		21.05	21.18	21.04		
Limit	ERP < 3W			Result			Pass	



LTE Band 14 Maximum Average Power [dBm] (GT - LC = -0.94 dB)								
BW [MHz]	RB Size	RB Offset	Mod	Lowest	Middle	Highest	ERP (dBm)	ERP (W)
10	1	0	QPSK		23.18		20.09	0.1021
10	1	25			23.17			
10	1	49			22.85			
10	25	0			22.17			
10	25	12			22.16			
10	25	25			22.10			
10	50	0			22.05			
10	1	0	16-QAM		22.16		19.07	0.0807
10	1	25			21.88			
10	1	49			22.12			
10	25	0			21.02			
10	25	12			21.17			
10	25	25			21.02			
10	50	0			21.16			
Limit	ERP < 3W			Result			Pass	

LTE Band 14 Maximum Average Power [dBm] (GT - LC = -0.94 dB)									
BW [MHz]	RB Size	RB Offset	Mod	Lowest	Middle	Highest	ERP (dBm)	ERP (W)	
5	1	0	QPSK		22.96	22.89	22.95	19.97	0.0993
5	1	12			23.06	22.90	23.01		
5	1	24			23.02	23.03	22.92		
5	12	0			22.10	22.24	22.12		
5	12	7			22.17	22.15	22.13		
5	12	13			22.23	22.11	22.11		
5	25	0			22.16	22.12	22.07		
5	1	0	16-QAM		22.38	22.16	22.06	19.52	0.0895
5	1	12			22.41	22.61	22.19		
5	1	24			22.14	22.22	22.41		
5	12	0			21.19	21.19	21.12		
5	12	7			21.26	21.12	21.19		
5	12	13			21.15	21.11	21.08		
5	25	0			21.14	21.12	21.06		
Limit	ERP < 3W			Result			Pass		



Part90S LTE Band 26 Maximum Average Power [dBm] (GT - LC = 0.29 dB)								
BW [MHz]	RB Size	RB Offset	Mod	Lowest	Middle	Highest	ERP (dBm)	ERP (W)
15	1	0	QPSK	22.98	-	-	21.14	0.1300
15	1	37		23.00	-	-		
15	1	74		22.99	-	-		
15	36	0		22.16	-	-		
15	36	20		22.17	-	-		
15	36	39		22.03	-	-		
15	75	0		22.13	-	-		
15	1	0	16-QAM	22.26	-	-	20.75	0.1189
15	1	37		22.49	-	-		
15	1	74		22.61	-	-		
15	36	0		21.15	-	-		
15	36	20		21.27	-	-		
15	36	39		21.17	-	-		
15	75	0		21.06	-	-		
Limit	Power < 100W			Result			Pass	

Part90S LTE Band 26 Maximum Average Power [dBm] (GT - LC = 0.29 dB)								
BW [MHz]	RB Size	RB Offset	Mod	Lowest	Middle	Highest	ERP (dBm)	ERP (W)
10	1	0	QPSK	-	22.93	-	21.11	0.1291
10	1	25		-	22.97	-		
10	1	49		-	22.94	-		
10	25	0		-	21.97	-		
10	25	12		-	21.91	-		
10	25	25		-	21.95	-		
10	50	0		-	22.06	-		
10	1	0	16-QAM	-	22.30	-	20.53	0.1130
10	1	25		-	22.39	-		
10	1	49		-	22.12	-		
10	25	0		-	21.11	-		
10	25	12		-	21.09	-		
10	25	25		-	21.03	-		
10	50	0		-	20.98	-		
Limit	Power < 100W			Result			Pass	



Part90S LTE Band 26 Maximum Average Power [dBm] (GT - LC = 0.29 dB)								
BW [MHz]	RB Size	RB Offset	Mod	Lowest	Middle	Highest	ERP (dBm)	ERP (W)
5	1	0	QPSK	22.95	22.93	23.02	21.19	0.1315
5	1	12		22.90	22.79	22.87		
5	1	24		23.05	22.96	22.81		
5	12	0		21.92	22.07	21.86		
5	12	7		22.17	21.93	21.96		
5	12	13		22.01	22.03	21.85		
5	25	0		22.22	21.96	21.88		
5	1	0	16-QAM	22.19	22.13	22.46	20.69	0.1172
5	1	12		22.41	22.29	22.55		
5	1	24		22.53	21.97	22.13		
5	12	0		21.07	21.04	20.96		
5	12	7		21.22	21.15	20.88		
5	12	13		21.08	20.97	20.89		
5	25	0		21.09	20.91	20.90		
Limit	Power < 100W			Result			Pass	

Part90S LTE Band 26 Maximum Average Power [dBm] (GT - LC = 0.29 dB)								
BW [MHz]	RB Size	RB Offset	Mod	Lowest	Middle	Highest	ERP (dBm)	ERP (W)
3	1	0	QPSK	22.99	22.97	22.96	21.13	0.1297
3	1	8		22.82	22.85	22.94		
3	1	14		22.99	22.91	22.86		
3	8	0		22.02	22.04	22.04		
3	8	4		22.02	21.95	21.91		
3	8	7		22.20	21.94	21.97		
3	15	0		22.11	21.99	21.88		
3	1	0	16-QAM	22.15	22.24	22.43	20.72	0.1180
3	1	8		22.53	22.35	22.58		
3	1	14		22.46	21.96	22.01		
3	8	0		21.08	21.01	20.95		
3	8	4		21.17	21.20	20.93		
3	8	7		21.15	21.12	21.07		
3	15	0		21.09	21.08	21.01		
Limit	Power < 100W			Result			Pass	



Part90S LTE Band 26 Maximum Average Power [dBm] (GT - LC = 0.29 dB)								
BW [MHz]	RB Size	RB Offset	Mod	Lowest	Middle	Highest	ERP (dBm)	ERP (W)
1.4	1	0	QPSK	22.97	22.79	22.71	21.26	0.1337
1.4	1	3		23.06	22.90	22.76		
1.4	1	5		23.12	22.86	22.76		
1.4	3	0		23.06	22.89	22.80		
1.4	3	1		22.93	22.93	22.79		
1.4	3	3		22.96	23.02	22.72		
1.4	6	0		22.07	21.85	21.73		
1.4	1	0	16-QAM	22.03	22.41	21.98	20.55	0.1135
1.4	1	3		22.28	22.40	21.83		
1.4	1	5		22.23	22.32	22.31		
1.4	3	0		22.04	22.04	21.83		
1.4	3	1		22.20	22.04	22.00		
1.4	3	3		21.79	21.95	21.80		
1.4	6	0		21.01	21.26	20.99		
Limit	Power < 100W			Result			Pass	



Part90S LTE Band 26 Straddle Maximum Average Power [dBm] (GT - LC = 0.29 dB)								
BW [MHz]	RB Size	RB Offset	Mod	Lowest	Middle	Highest	ERP (dBm)	ERP (W)
15	1	0	QPSK	-	23.14	-	21.40	0.1380
15	1	37		-	23.08	-		
15	1	74		-	23.26	-		
15	36	0		-	22.24	-		
15	36	20		-	22.20	-		
15	36	39		-	22.16	-		
15	75	0		-	22.35	-		
15	1	0	16-QAM	-	22.51	-	20.75	0.1189
15	1	37		-	22.57	-		
15	1	74		-	22.61	-		
15	36	0		-	21.26	-		
15	36	20		-	21.42	-		
15	36	39		-	21.30	-		
15	75	0		-	21.18	-		
Limit	Reporting only			Result			N/A	

Part90S LTE Band 26 Straddle Maximum Average Power [dBm] (GT - LC = 0.29 dB)								
BW [MHz]	RB Size	RB Offset	Mod	Lowest	Middle	Highest	ERP (dBm)	ERP (W)
10	1	0	QPSK	-	22.98	-	21.22	0.1324
10	1	25		-	22.99	-		
10	1	49		-	23.08	-		
10	25	0		-	22.28	-		
10	25	12		-	22.24	-		
10	25	25		-	22.10	-		
10	50	0		-	22.18	-		
10	1	0	16-QAM	-	22.44	-	20.73	0.1183
10	1	25		-	22.54	-		
10	1	49		-	22.59	-		
10	25	0		-	21.19	-		
10	25	12		-	21.37	-		
10	25	25		-	21.17	-		
10	50	0		-	21.22	-		
Limit	Reporting only			Result			N/A	



Part90S LTE Band 26 Straddle Maximum Average Power [dBm] (GT - LC = 0.29 dB)								
BW [MHz]	RB Size	RB Offset	Mod	Lowest	Middle	Highest	ERP (dBm)	ERP (W)
5	1	0	QPSK	-	23.05	-	21.26	0.1337
5	1	12		-	23.03	-		
5	1	24		-	23.12	-		
5	12	0		-	22.15	-		
5	12	7		-	22.25	-		
5	12	13		-	22.11	-		
5	25	0		-	22.15	-		
5	1	0	16-QAM	-	22.41	-	20.73	0.1183
5	1	12		-	22.47	-		
5	1	24		-	22.59	-		
5	12	0		-	21.27	-		
5	12	7		-	21.17	-		
5	12	13		-	21.14	-		
5	25	0		-	21.34	-		
Limit	Reporting only			Result			N/A	

Part90S LTE Band 26 Straddle Maximum Average Power [dBm] (GT - LC = 0.29 dB)								
BW [MHz]	RB Size	RB Offset	Mod	Lowest	Middle	Highest	ERP (dBm)	ERP (W)
3	1	0	QPSK	-	23.14	-	21.28	0.1343
3	1	8		-	23.07	-		
3	1	14		-	23.10	-		
3	8	0		-	22.25	-		
3	8	4		-	22.26	-		
3	8	7		-	22.17	-		
3	15	0		-	22.32	-		
3	1	0	16-QAM	-	22.35	-	20.70	0.1175
3	1	8		-	22.56	-		
3	1	14		-	22.43	-		
3	8	0		-	21.11	-		
3	8	4		-	21.25	-		
3	8	7		-	21.21	-		
3	15	0		-	21.27	-		
Limit	Reporting only			Result			N/A	



Part90S LTE Band 26 Straddle Maximum Average Power [dBm] (GT - LC = 0.29 dB)								
BW [MHz]	RB Size	RB Offset	Mod	Lowest	Middle	Highest	ERP (dBm)	ERP (W)
1.4	1	0	QPSK	-	23.13	-	21.36	0.1368
1.4	1	3		-	23.22	-		
1.4	1	5		-	23.18	-		
1.4	3	0		-	23.11	-		
1.4	3	1		-	23.18	-		
1.4	3	3		-	23.00	-		
1.4	6	0		-	22.18	-		
1.4	1	0	16-QAM	-	22.08	-	20.55	0.1135
1.4	1	3		-	22.38	-		
1.4	1	5		-	22.41	-		
1.4	3	0		-	22.11	-		
1.4	3	1		-	22.29	-		
1.4	3	3		-	21.93	-		
1.4	6	0		-	21.10	-		
Limit	Reporting only			Result			N/A	



Appendix B. Test Results of Radiated Test

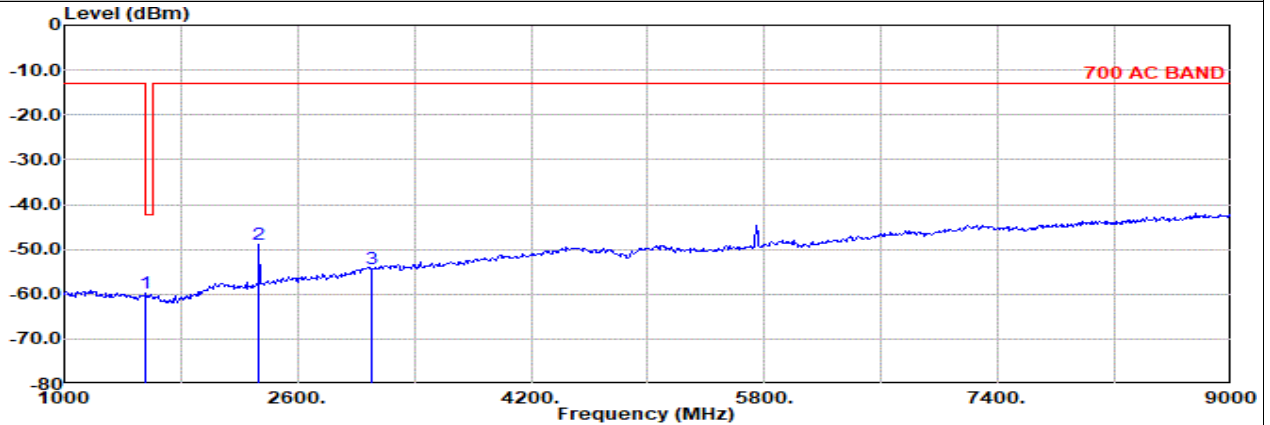
B.1. Summary of each worse mode

Mode	Part	Band	Ch	Freq (MHz)	Level (dBm)	Det	Ant Factor (dB)	Amp\Cbl (dB)	Filter (dB)	EIRPCF (dB)	Reading (dBuV)	Limit (dBm)	Margin (dB)	Pol	Ant
1	Part 27F	LTE B13	H	1565	-59.73	RMS	25.60	-28.43	0.93	-95.23	37.40	-42.15	-17.58	V	Main
2	Part 27F	LTE B13	M	2333	-48.03	RMS	27.23	-27.00	0.73	-95.23	46.24	-13.00	-35.03	H	Main
1	Part 27L	LTE B4	H	5208	-44.77	RMS	33.12	-23.57	0.71	-95.23	40.20	-13.00	-31.77	H	Main
1	Part 27D	LTE B30	L	9221	-56.52	RMS	38.40	-52.98	0.75	-95.23	52.54	-40.00	-16.52	H	Main
2	Part 27D	LTE B30	M	9222	-57.24	RMS	38.40	-52.98	0.75	-95.23	51.82	-40.00	-17.24	H	Main
1	Part 27M	LTE B7	H	10204	-39.89	RMS	38.99	-20.12	0.78	-95.23	35.69	-25.00	-14.89	V	Main
2	Part 27M	LTE B41	M	10336	-39.49	RMS	39.02	-19.95	0.78	-95.23	35.89	-25.00	-14.49	H	Main



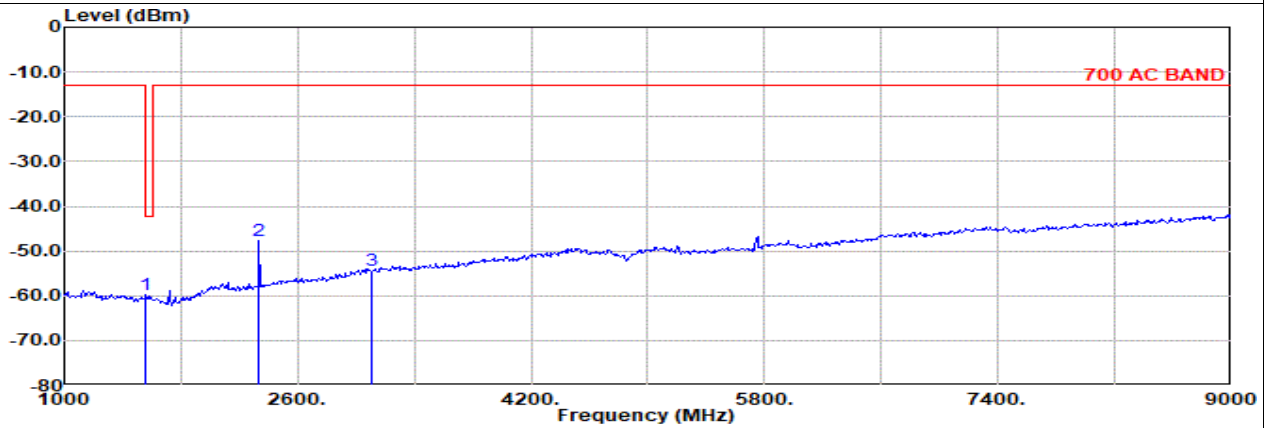
Main

Part 27F Mode 1
LTE B13 5M Ch23205 1RB0 QPSK
L



Site : 03CH12-HY
Condition: 700 AC BAND 3m 9120D-02114-230731 Horizontal
: LTE Band 13 5M Ch23205 1RB0 QPSK

Freq	Level	Detector	Ant Amp\Cb Filter		EIRPCF	Reading	Limit	Margin		Pol	
			Factor	1				dB	dB		dB
1	1555.00	-59.91	RMS	25.60	-28.45	0.93	-95.23	37.24	-13.00	-46.91	Horizontal
2	2332.00	-48.80	RMS	27.22	-27.00	0.73	-95.23	45.48	-13.00	-35.80	Horizontal
3	3109.00	-54.38	RMS	29.78	-25.58	0.56	-95.23	36.09	-13.00	-41.38	Horizontal



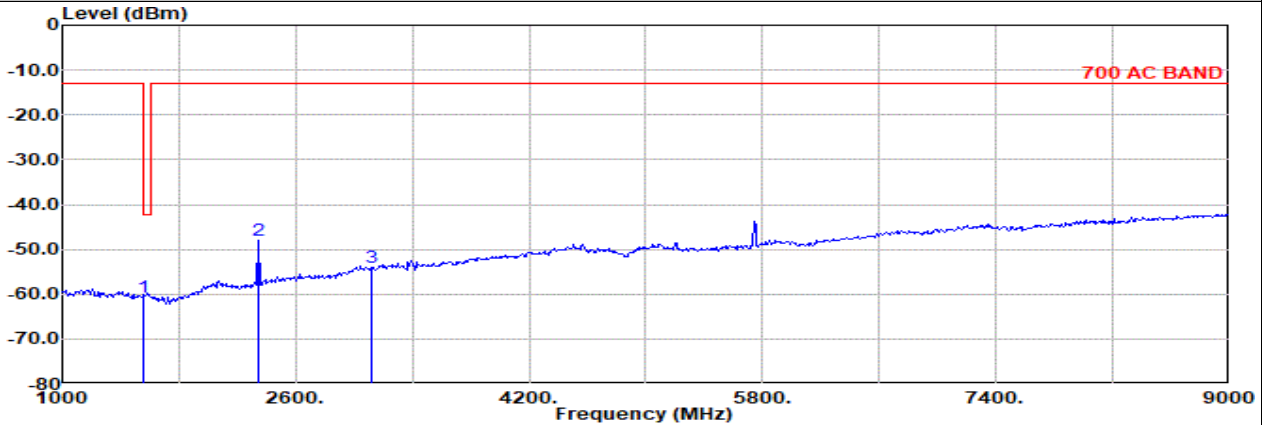
Site : 03CH12-HY
Condition: 700 AC BAND 3m 9120D-02114-230731 Vertical
: LTE Band 13 5M Ch23205 1RB0 QPSK

Freq	Level	Detector	Ant Amp\Cb Filter		EIRPCF	Reading	Limit	Margin		Pol	
			Factor	1				dB	dB		dB
1	1555.00	-59.80	RMS	25.60	-28.45	0.93	-95.23	37.35	-13.00	-46.80	Vertical
2	2332.00	-47.60	RMS	27.22	-27.00	0.73	-95.23	46.68	-13.00	-34.60	Vertical
3	3109.00	-54.40	RMS	29.78	-25.58	0.56	-95.23	36.07	-13.00	-41.40	Vertical



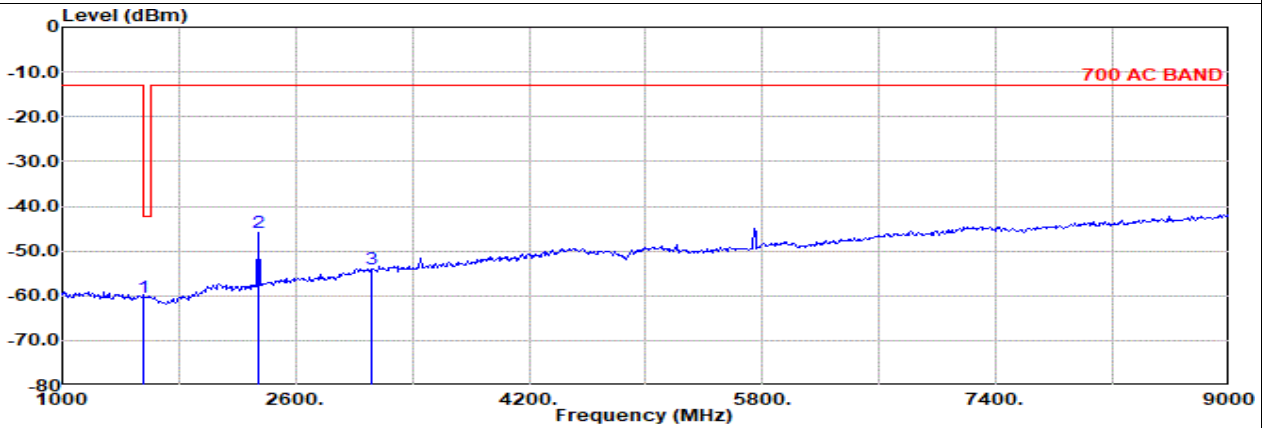
Main

Part 27F Mode 1
LTE B13 5M Ch23230 1RB0 QPSK
M



Site : 03CH12-HY
Condition: 700 AC BAND 3m 9120D-02114-230731 Horizontal
: LTE Band 13 5M Ch23230 1RB0 QPSK

Freq	Level	Detector	Ant Amp\Cb Filter		EIRPCF	Reading	Limit	Margin		Pol
			Factor	1				g	dB	
MHz	dBm		dB/m	dB	dB	dB	dBuV	dBm	dB	
1	1559.00	-60.53 RMS	25.60	-28.44	0.93	-95.23	36.61	-42.15	-18.38	Horizontal
2	2339.00	-47.88 RMS	27.29	-26.99	0.73	-95.23	46.32	-13.00	-34.88	Horizontal
3	3119.00	-53.99 RMS	29.76	-25.55	0.56	-95.23	36.47	-13.00	-40.99	Horizontal



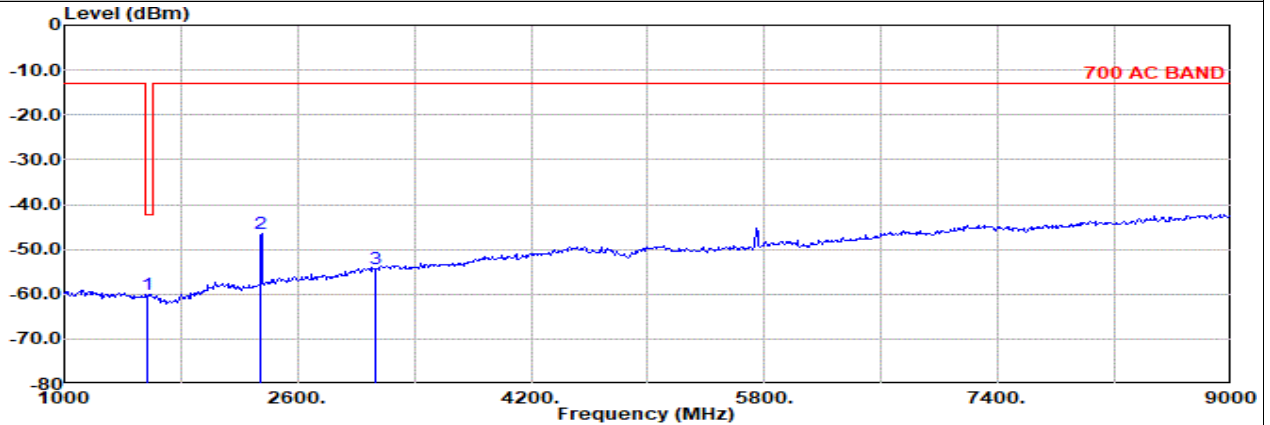
Site : 03CH12-HY
Condition: 700 AC BAND 3m 9120D-02114-230731 Vertical
: LTE Band 13 5M Ch23230 1RB0 QPSK

Freq	Level	Detector	Ant Amp\Cb Filter		EIRPCF	Reading	Limit	Margin		Pol
			Factor	1				g	dB	
MHz	dBm		dB/m	dB	dB	dB	dBuV	dBm	dB	
1	1559.00	-60.25 RMS	25.60	-28.44	0.93	-95.23	36.89	-42.15	-18.10	Vertical
2	2339.00	-45.79 RMS	27.29	-26.99	0.73	-95.23	48.41	-13.00	-32.79	Vertical
3	3119.00	-53.96 RMS	29.76	-25.55	0.56	-95.23	36.50	-13.00	-40.96	Vertical



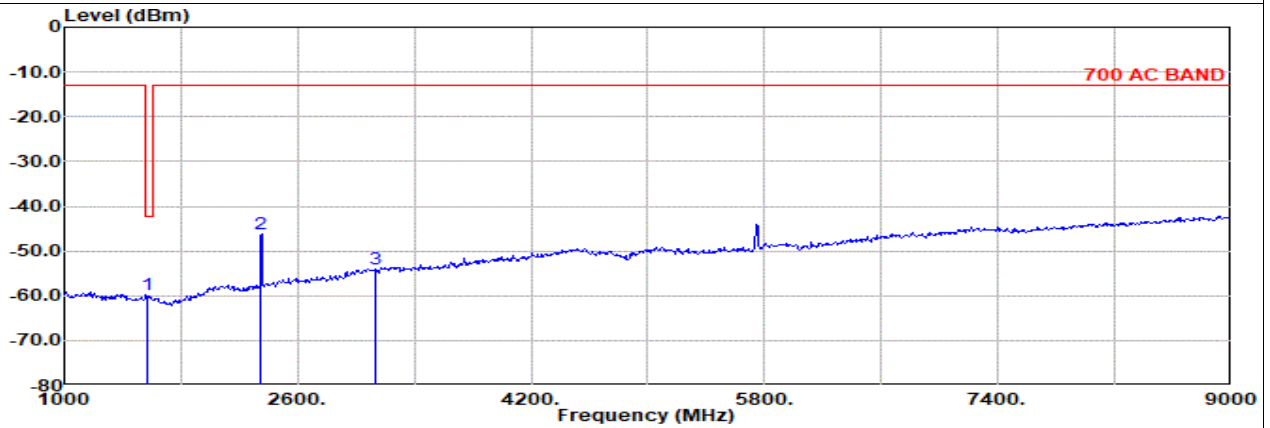
Main

Part 27F Mode 1
LTE B13 5M Ch23255 1RB0 QPSK
H



Site : 03CH12-HY
Condition: 700 AC BAND 3m 9120D-02114-230731 Horizontal
: LTE Band 13 5M Ch23255 1RB0 QPSK

Freq	Level	Detector	Ant Amp\Cb Filter		EIRPCF	Reading	Limit	Margin		Pol	
			Factor	1				dB	dB		dB
1	1565.00	-60.02	RMS	25.60	-28.43	0.93	-95.23	37.11	-42.15	-17.87	Horizontal
2	2347.00	-46.40	RMS	27.30	-26.98	0.73	-95.23	47.78	-13.00	-33.40	Horizontal
3	3129.00	-54.25	RMS	29.74	-25.52	0.56	-95.23	36.20	-13.00	-41.25	Horizontal



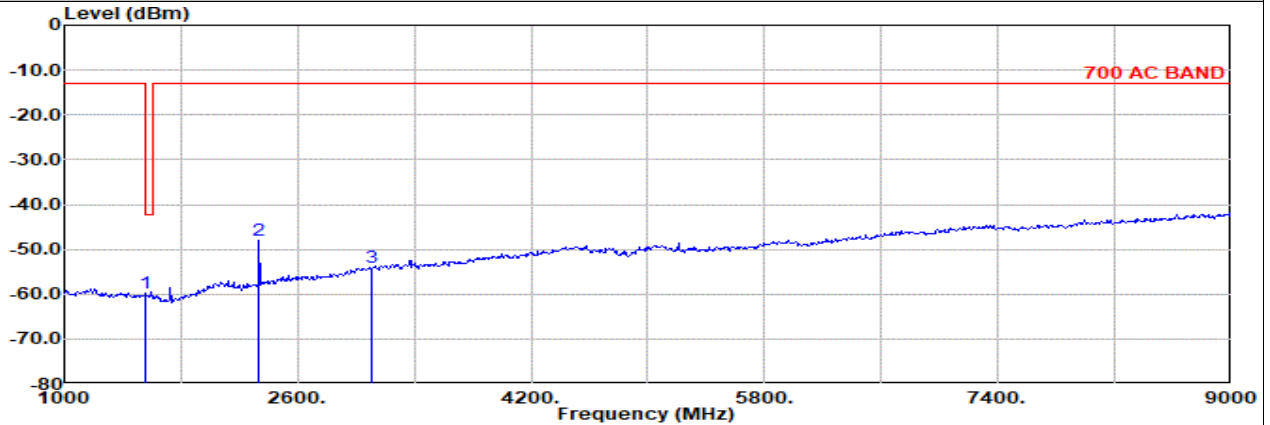
Site : 03CH12-HY
Condition: 700 AC BAND 3m 9120D-02114-230731 Vertical
: LTE Band 13 5M Ch23255 1RB0 QPSK

Freq	Level	Detector	Ant Amp\Cb Filter		EIRPCF	Reading	Limit	Margin		Pol	
			Factor	1				dB	dB		dB
1	1565.00	-59.73	RMS	25.60	-28.43	0.93	-95.23	37.40	-42.15	-17.58	Vertical
2	2347.00	-46.09	RMS	27.30	-26.98	0.73	-95.23	48.09	-13.00	-33.09	Vertical
3	3129.00	-54.05	RMS	29.74	-25.52	0.56	-95.23	36.40	-13.00	-41.05	Vertical



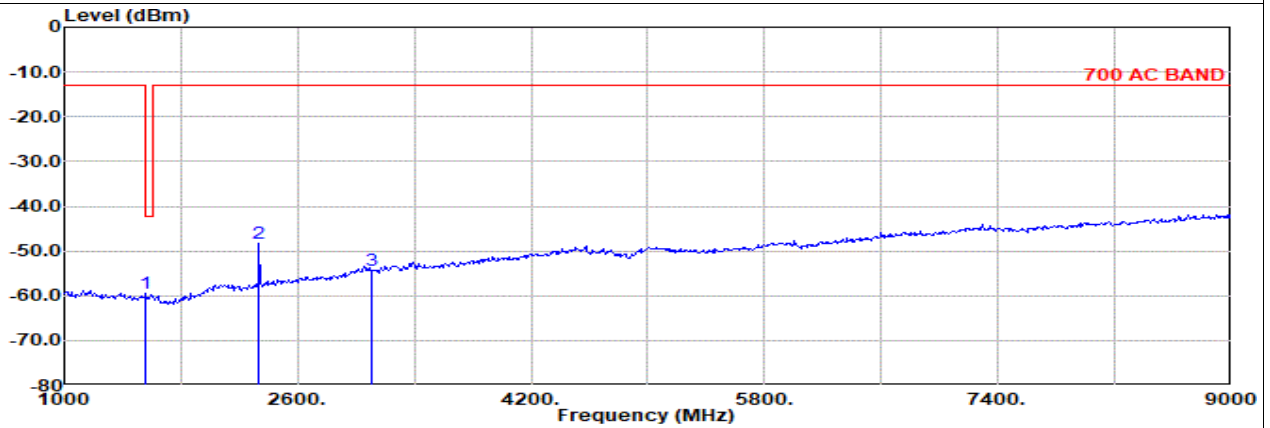
Main

Part 27F Mode 2
LTE B13 10M Ch23230 1RB0 QPSK
M



Site : 03CH12-HY
 Condition: 700 AC BAND 3m 9120D-02114-230731 Horizontal
 : LTE Band 13 10M Ch23230 1RB0 QPSK

	Freq	Level	Detector	Ant Amp\Cb Filter		EIRPCF	Reading	Limit	Margin		Pol
				Factor	1				dB	dB	
	MHz	dBm		dB/m	dB	dB	dB	dBuV	dBm	dB	
1	1555.00	-59.68	RMS	25.60	-28.45	0.93	-95.23	37.47	-13.00	-46.68	Horizontal
2	2333.00	-48.03	RMS	27.23	-27.00	0.73	-95.23	46.24	-13.00	-35.03	Horizontal
3	3110.00	-54.02	RMS	29.78	-25.58	0.56	-95.23	36.45	-13.00	-41.02	Horizontal



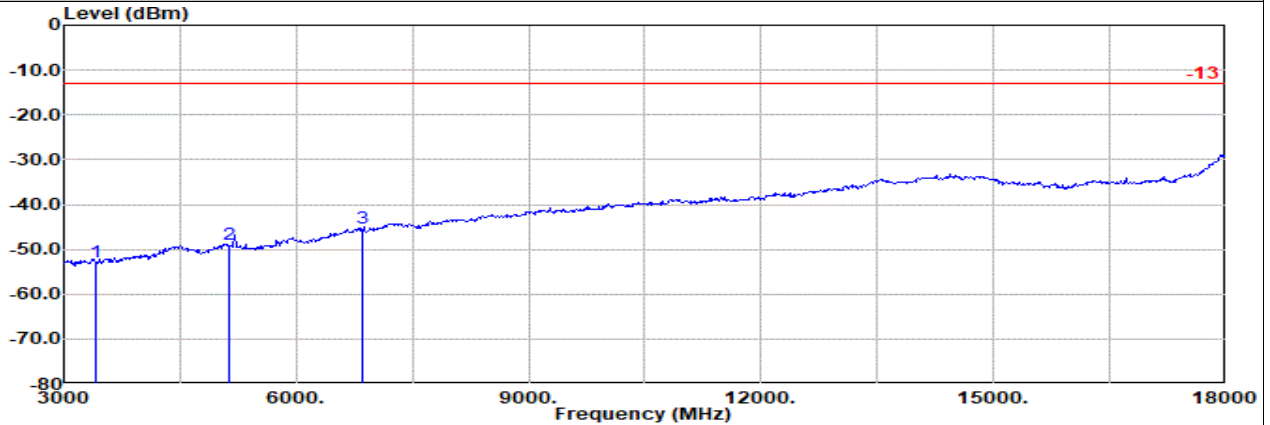
Site : 03CH12-HY
 Condition: 700 AC BAND 3m 9120D-02114-230731 Vertical
 : LTE Band 13 10M Ch23230 1RB0 QPSK

	Freq	Level	Detector	Ant Amp\Cb Filter		EIRPCF	Reading	Limit	Margin		Pol
				Factor	1				dB	dB	
	MHz	dBm		dB/m	dB	dB	dB	dBuV	dBm	dB	
1	1555.00	-59.46	RMS	25.60	-28.45	0.93	-95.23	37.69	-13.00	-46.46	Vertical
2	2333.00	-48.38	RMS	27.23	-27.00	0.73	-95.23	45.89	-13.00	-35.38	Vertical
3	3110.00	-54.24	RMS	29.78	-25.58	0.56	-95.23	36.23	-13.00	-41.24	Vertical



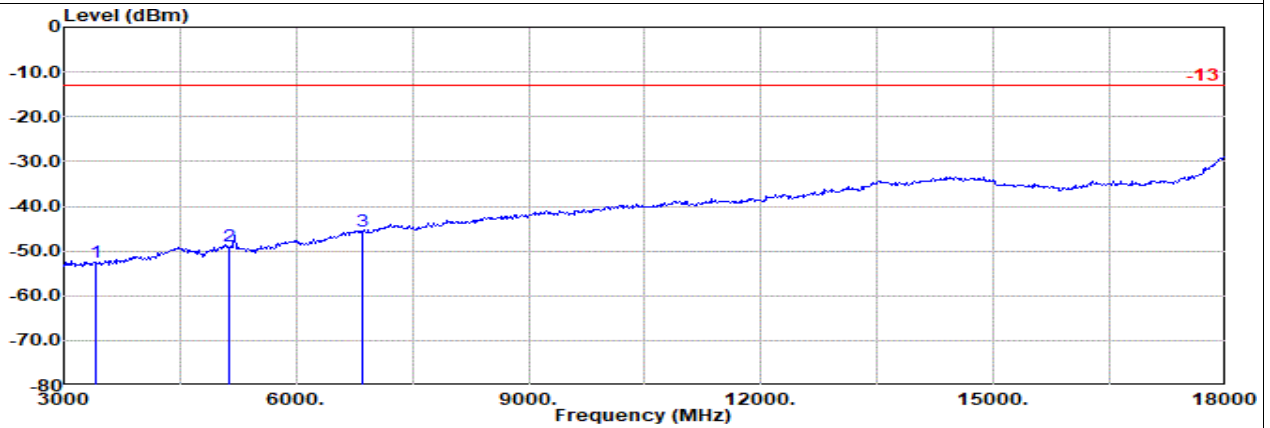
Main

Part 27L Mode 1
LTE B4 20M Ch20050 1RB0 QPSK
L



Site : 03CH12-HY
Condition: -13 3m 9120D-02114-230731 Horizontal
: LTE Band 4 20M Ch20050 1RB0 QPSK

Freq	Level	Detector	Ant Amp\Cb Filter		Filter	EIRPCF	Readin	Limit	Margin Pol	
			Factor	1					g	
MHz	dBm		dB/m	dB	dB	dB	dBuV	dBm	dB	
1 3420.00	-52.97	RMS	29.74	-24.57	1.20	-95.23	35.89	-13.00	-39.97	Horizontal
2 5133.00	-48.81	RMS	33.30	-23.67	0.68	-95.23	36.11	-13.00	-35.81	Horizontal
3 6844.00	-45.14	RMS	36.19	-22.53	0.73	-95.23	35.70	-13.00	-32.14	Horizontal



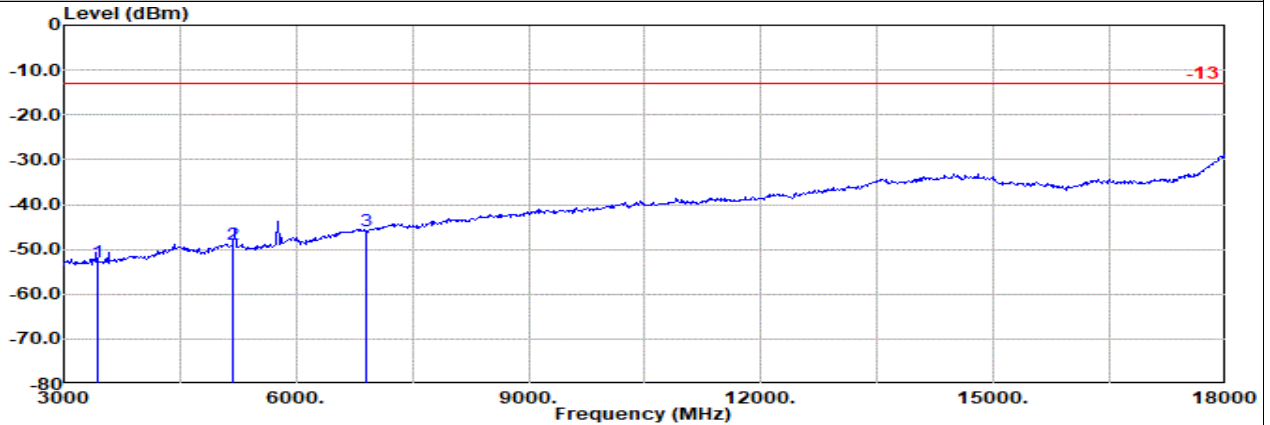
Site : 03CH12-HY
Condition: -13 3m 9120D-02114-230731 Vertical
: LTE Band 4 20M Ch20050 1RB0 QPSK

Freq	Level	Detector	Ant Amp\Cb Filter		Filter	EIRPCF	Readin	Limit	Margin Pol	
			Factor	1					g	
MHz	dBm		dB/m	dB	dB	dB	dBuV	dBm	dB	
1 3422.00	-52.64	RMS	29.74	-24.56	1.20	-95.23	36.21	-13.00	-39.64	Vertical
2 5133.00	-48.99	RMS	33.30	-23.67	0.68	-95.23	35.93	-13.00	-35.99	Vertical
3 6844.00	-45.62	RMS	36.19	-22.53	0.73	-95.23	35.22	-13.00	-32.62	Vertical



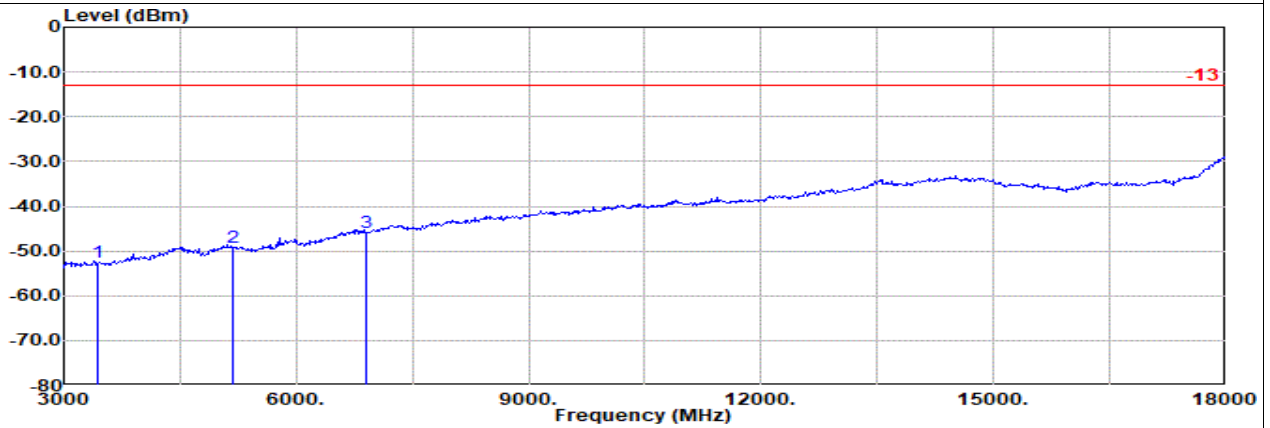
Main

Part 27L Mode 1
LTE B4 20M Ch20175 1RB0 QPSK
M



Site : 03CH12-HY
Condition: -13 3m 9120D-02114-230731 Horizontal
: LTE Band 4 20M Ch20175 1RB0 QPSK

	Freq MHz	Level dBm	Detector	Ant Amp\Cb Filter		EIRPCF	Readin g	Limit dBm	Margin dB	Pol	
				Factor	1						
1	3447.00	-52.69	RMS	29.79	-24.50	1.20	-95.23	36.05	-13.00	-39.69	Horizontal
2	5171.00	-48.94	RMS	33.16	-23.62	0.70	-95.23	36.05	-13.00	-35.94	Horizontal
3	6894.00	-45.87	RMS	36.02	-22.52	0.72	-95.23	35.14	-13.00	-32.87	Horizontal



Site : 03CH12-HY
Condition: -13 3m 9120D-02114-230731 Vertical
: LTE Band 4 20M Ch20175 1RB0 QPSK

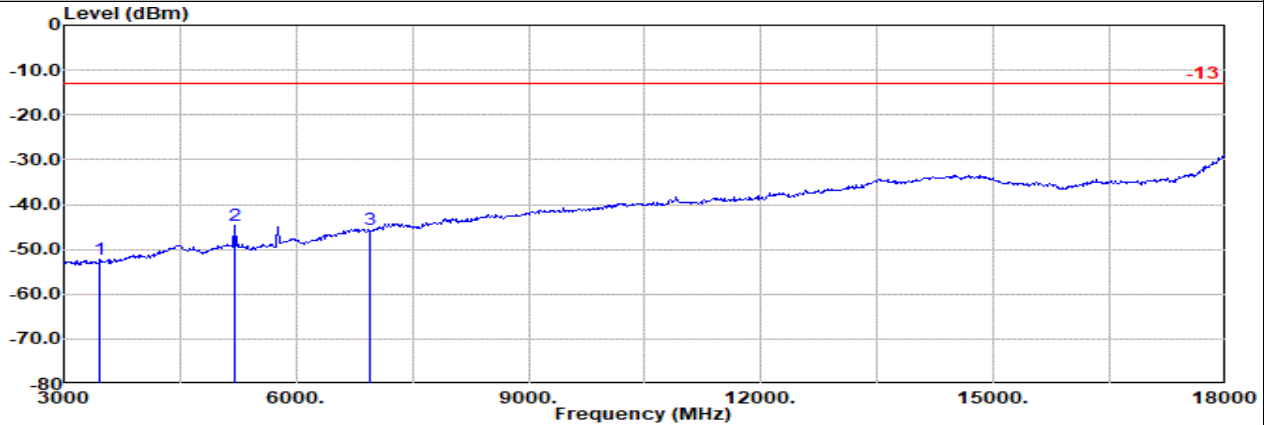
	Freq MHz	Level dBm	Detector	Ant Amp\Cb Filter		EIRPCF	Readin g	Limit dBm	Margin dB	Pol	
				Factor	1						
1	3447.00	-52.59	RMS	29.79	-24.50	1.20	-95.23	36.15	-13.00	-39.59	Vertical
2	5171.00	-49.31	RMS	33.16	-23.62	0.70	-95.23	35.68	-13.00	-36.31	Vertical
3	6894.00	-45.80	RMS	36.02	-22.52	0.72	-95.23	35.21	-13.00	-32.80	Vertical



Main

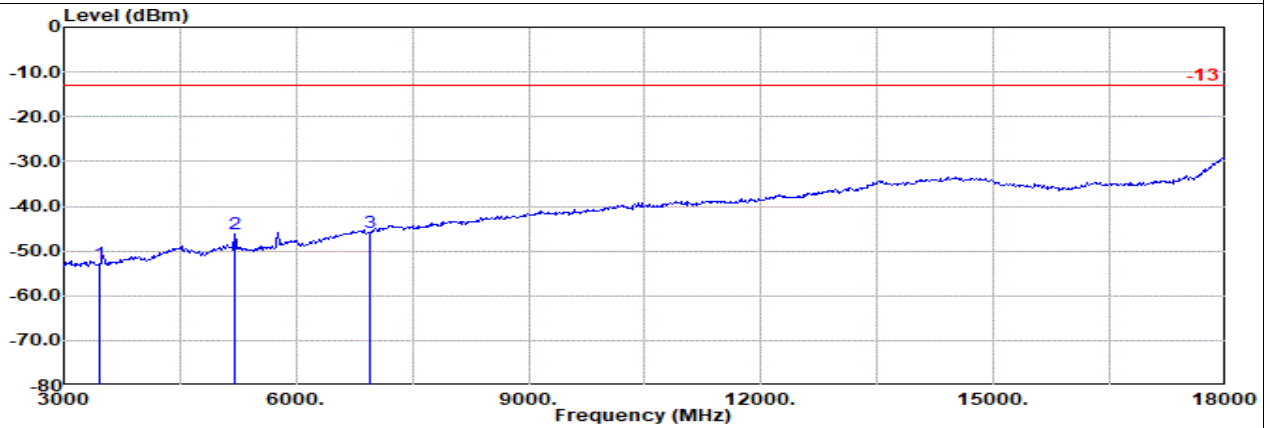
Part 27L Mode 1
LTE B4 20M Ch20300 1RB0 QPSK

H



Site : 03CH12-HY
 Condition: -13 3m 9120D-02114-230731 Horizontal
 : LTE Band 4 20M Ch20300 1RB0 QPSK

Freq	Level	Detector	Ant Amp\Cb Filter		EIRPCF	Readin	Limit	Margin Pol		
			Factor	1				g		
MHz	dBm		dB/m	dB	dB	dB	dBuV	dBm	dB	
1 3472.00	-52.29	RMS	29.71	-24.43	1.21	-95.23	36.45	-13.00	-39.29	Horizontal
2 5208.00	-44.77	RMS	33.12	-23.57	0.71	-95.23	40.20	-13.00	-31.77	Horizontal
3 6944.00	-45.65	RMS	36.00	-22.51	0.71	-95.23	35.38	-13.00	-32.65	Horizontal



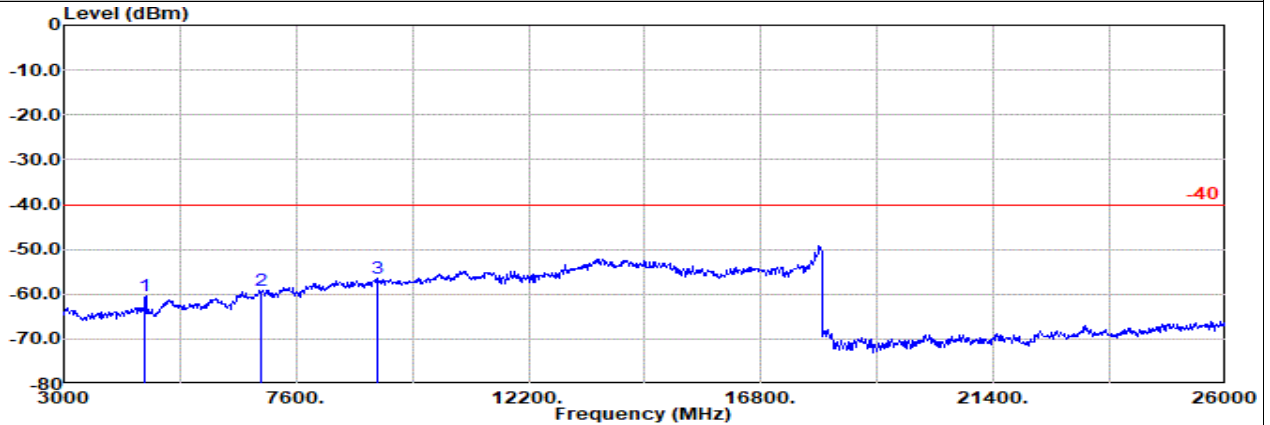
Site : 03CH12-HY
 Condition: -13 3m 9120D-02114-230731 Vertical
 : LTE Band 4 20M Ch20300 1RB0 QPSK

Freq	Level	Detector	Ant Amp\Cb Filter		EIRPCF	Readin	Limit	Margin Pol		
			Factor	1				g		
MHz	dBm		dB/m	dB	dB	dB	dBuV	dBm	dB	
1 3472.00	-52.70	RMS	29.71	-24.43	1.21	-95.23	36.04	-13.00	-39.70	Vertical
2 5208.00	-46.10	RMS	33.12	-23.57	0.71	-95.23	38.87	-13.00	-33.10	Vertical
3 6944.00	-45.74	RMS	36.00	-22.51	0.71	-95.23	35.29	-13.00	-32.74	Vertical



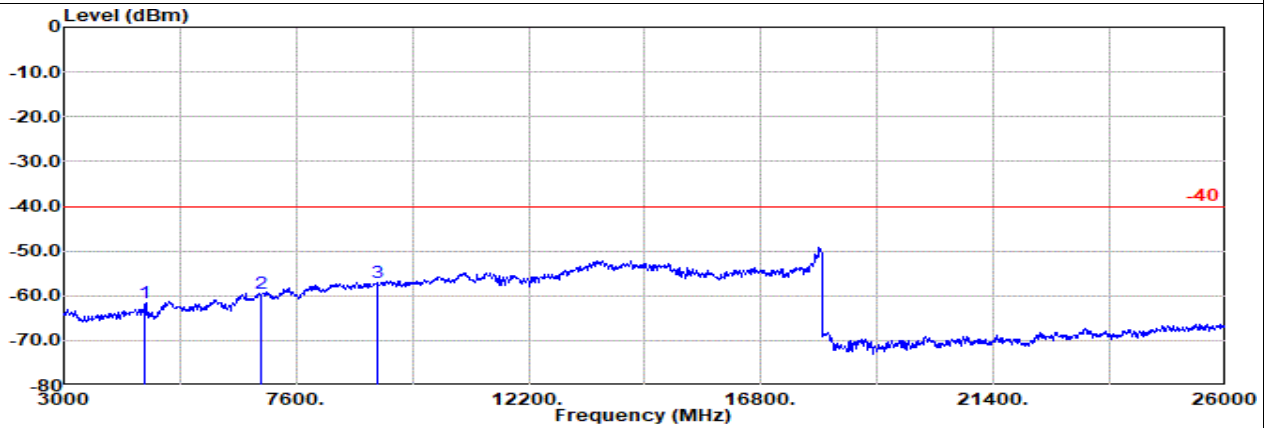
Main

Part 27D Mode 1
LTE B30 5M Ch27685 1RB0 QPSK
L



Site : 03CH12-HY
Condition: -40 3m 9120D-02114-230731 Horizontal
: LTE Band 30 5M Ch27685 1RB0 QPSK

Freq	Level	Detector	Ant Amp\Cb Filter		EIRPCF	Reading	Limit	Margin Pol			
			Factor	1				dB	dB	dB	dB
1	4611.00	-60.38	RMS	31.78	-57.17	0.75	-95.23	59.49	-40.00	-20.38	Horizontal
2	6916.00	-59.15	RMS	36.00	-53.07	0.72	-95.23	52.43	-40.00	-19.15	Horizontal
3	9221.00	-56.52	RMS	38.40	-52.98	0.75	-95.23	52.54	-40.00	-16.52	Horizontal



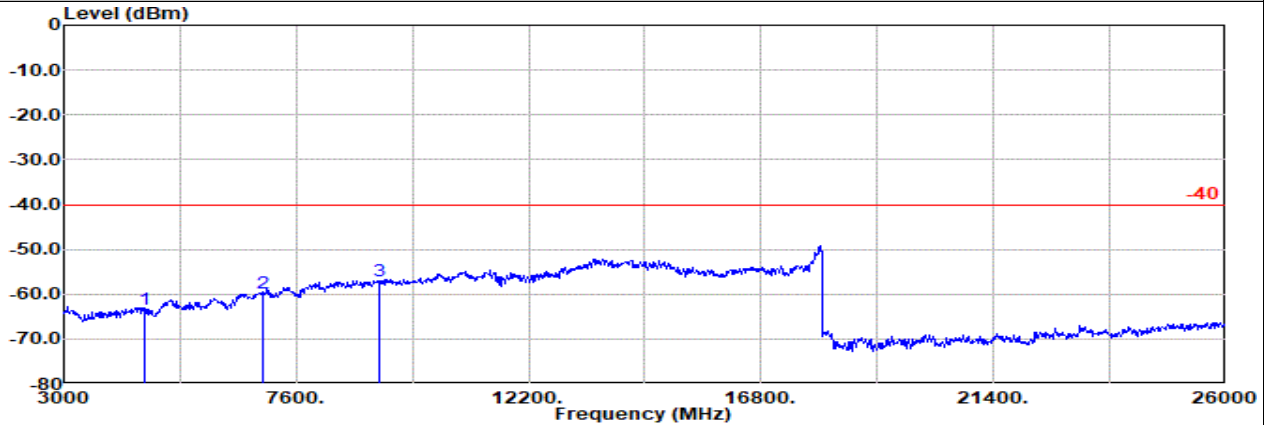
Site : 03CH12-HY
Condition: -40 3m 9120D-02114-230731 Vertical
: LTE Band 30 5M Ch27685 1RB0 QPSK

Freq	Level	Detector	Ant Amp\Cb Filter		EIRPCF	Reading	Limit	Margin Pol			
			Factor	1				dB	dB	dB	dB
1	4611.00	-61.55	RMS	31.78	-57.17	0.75	-95.23	58.32	-40.00	-21.55	Vertical
2	6916.00	-59.36	RMS	36.00	-53.07	0.72	-95.23	52.22	-40.00	-19.36	Vertical
3	9221.00	-57.08	RMS	38.40	-52.98	0.75	-95.23	51.98	-40.00	-17.08	Vertical



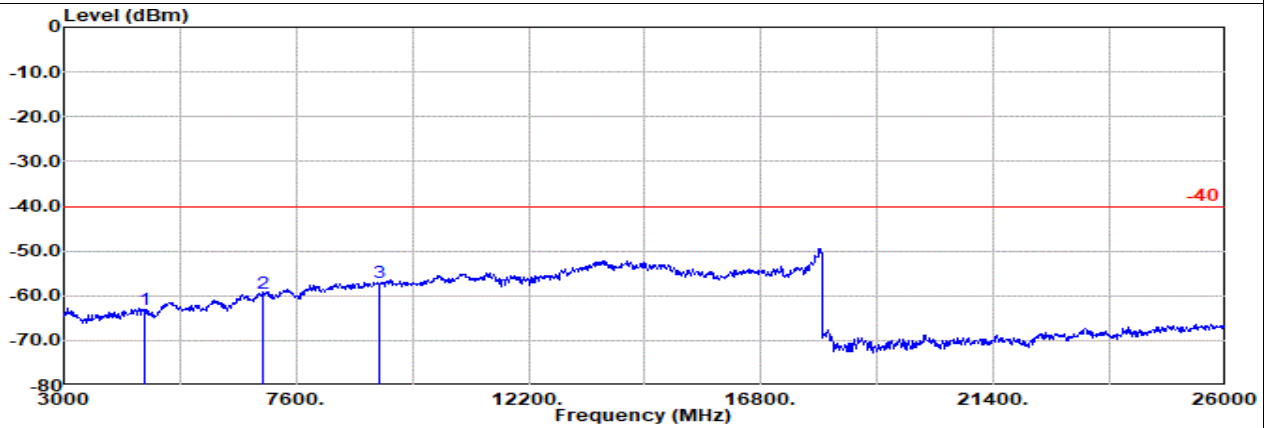
Main

Part 27D Mode 1
LTE B30 5M Ch27710 1RB0 QPSK
M



Site : 03CH12-HY
Condition: -40 3m 9120D-02114-230731 Horizontal
: LTE Band 30 5M Ch27710 1RB0 QPSK

Freq	Level	Detector	Ant Amp\Cb Filter		EIRPCF	Reading	Limit	Margin Pol			
			Factor	1				dB	dB	dB	dB
1	4616.00	-63.30	RMS	31.77	-57.16	0.75	-95.23	56.57	-40.00	-23.30	Horizontal
2	6924.00	-59.65	RMS	36.00	-53.07	0.72	-95.23	51.93	-40.00	-19.65	Horizontal
3	9231.00	-56.99	RMS	38.40	-52.97	0.75	-95.23	52.06	-40.00	-16.99	Horizontal



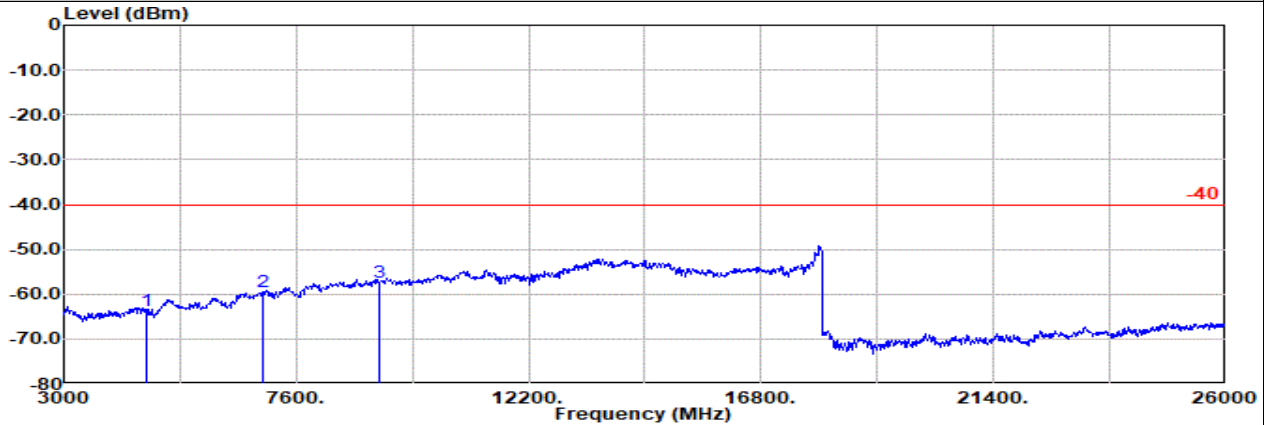
Site : 03CH12-HY
Condition: -40 3m 9120D-02114-230731 Vertical
: LTE Band 30 5M Ch27710 1RB0 QPSK

Freq	Level	Detector	Ant Amp\Cb Filter		EIRPCF	Reading	Limit	Margin Pol			
			Factor	1				dB	dB	dB	dB
1	4616.00	-63.02	RMS	31.77	-57.16	0.75	-95.23	56.85	-40.00	-23.02	Vertical
2	6924.00	-59.46	RMS	36.00	-53.07	0.72	-95.23	52.12	-40.00	-19.46	Vertical
3	9231.00	-57.14	RMS	38.40	-52.97	0.75	-95.23	51.91	-40.00	-17.14	Vertical



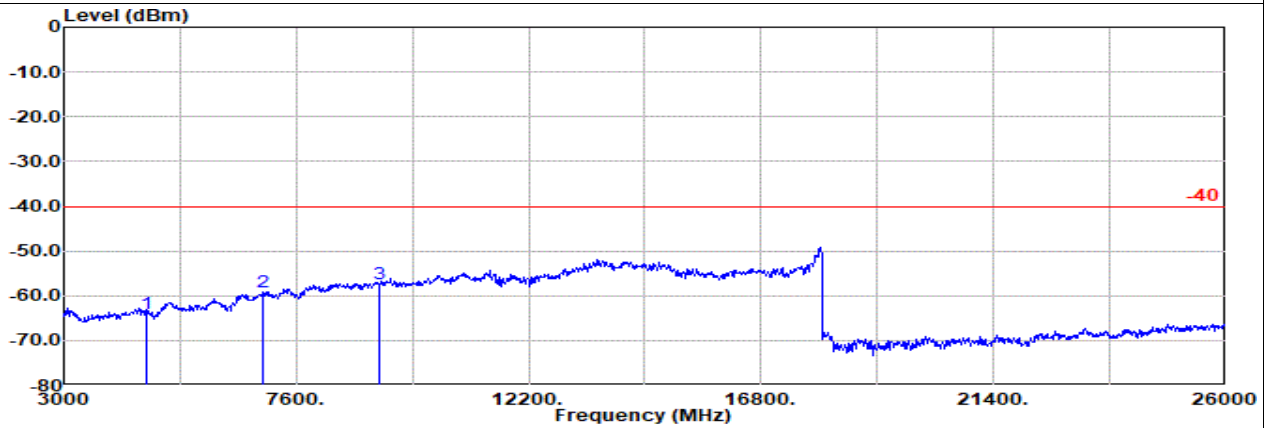
Main

Part 27D Mode 1
LTE B30 5M Ch27735 1RB0 QPSK
H



Site : 03CH12-HY
Condition: -40 3m 9120D-02114-230731 Horizontal
: LTE Band 30 5M Ch27735 1RB0 QPSK

Freq	Level	Detector	Ant Amp\Cb Filter		EIRPCF	Reading	Limit	Margin Pol			
			Factor	1				dB	dB	dB	dB
1	4621.00	-63.65	RMS	31.76	-57.15	0.75	-95.23	56.22	-40.00	-23.65	Horizontal
2	6931.00	-59.33	RMS	36.00	-53.07	0.71	-95.23	52.26	-40.00	-19.33	Horizontal
3	9241.00	-57.23	RMS	38.40	-52.96	0.75	-95.23	51.81	-40.00	-17.23	Horizontal



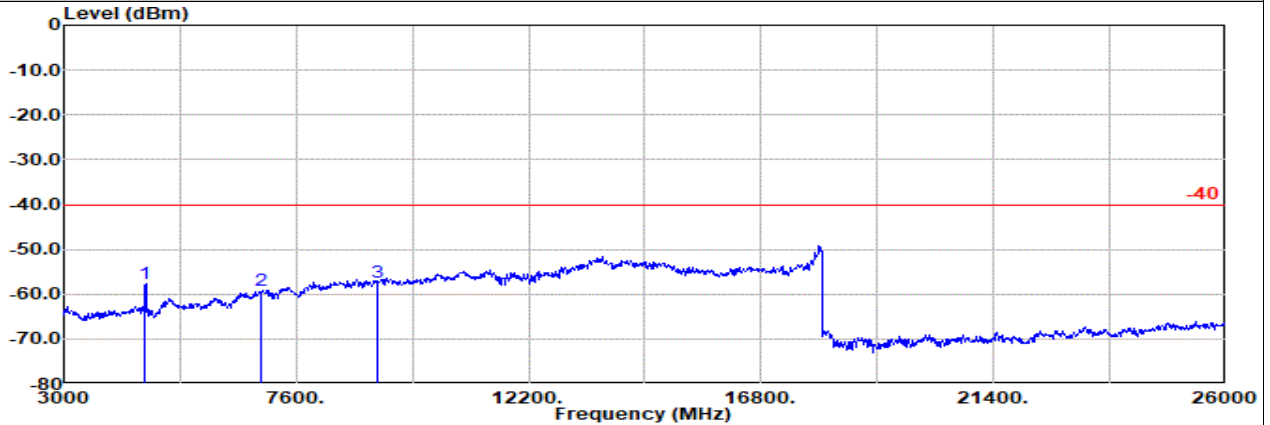
Site : 03CH12-HY
Condition: -40 3m 9120D-02114-230731 Vertical
: LTE Band 30 5M Ch27735 1RB0 QPSK

Freq	Level	Detector	Ant Amp\Cb Filter		EIRPCF	Reading	Limit	Margin Pol			
			Factor	1				dB	dB	dB	dB
1	4621.00	-63.91	RMS	31.76	-57.15	0.75	-95.23	55.96	-40.00	-23.91	Vertical
2	6931.00	-59.13	RMS	36.00	-53.07	0.71	-95.23	52.46	-40.00	-19.13	Vertical
3	9241.00	-57.29	RMS	38.40	-52.96	0.75	-95.23	51.75	-40.00	-17.29	Vertical



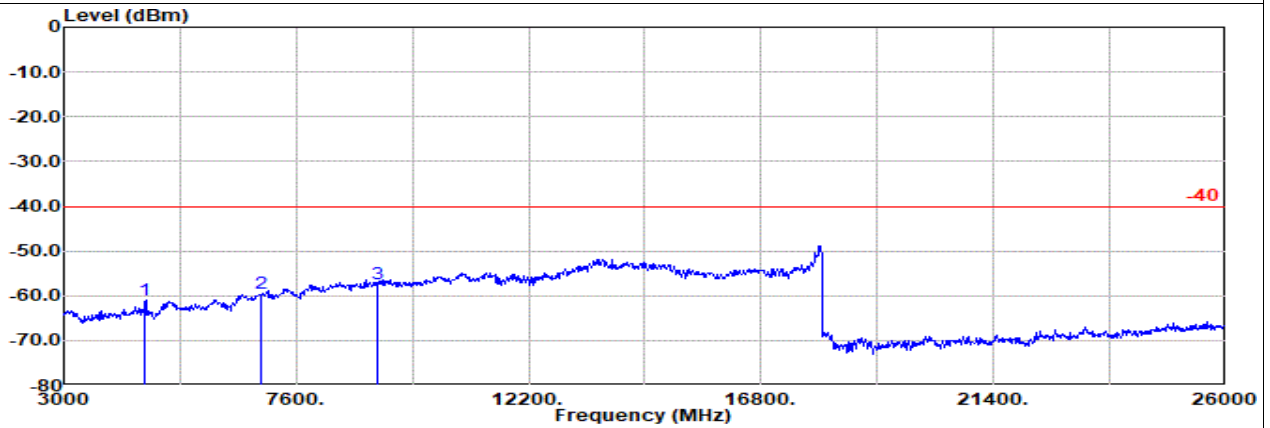
Main

Part 27D Mode 2
LTE B30 10M Ch27710 1RB0 QPSK
M



Site : 03CH12-HY
Condition: -40 3m 9120D-02114-230731 Horizontal
: LTE Band 30 BW10M Ch27710 1RB0 QPSK

Freq	Level	Detector	Ant Amp\Cb Filter		EIRPCF	Reading	Limit	Margin Pol	
			Factor	1				dB	dB
1	4611.00	-57.62 RMS	31.78	-57.17	0.75	-95.23	62.25	-40.00	-17.62 Horizontal
2	6917.00	-59.31 RMS	36.00	-53.07	0.72	-95.23	52.27	-40.00	-19.31 Horizontal
3	9222.00	-57.24 RMS	38.40	-52.98	0.75	-95.23	51.82	-40.00	-17.24 Horizontal



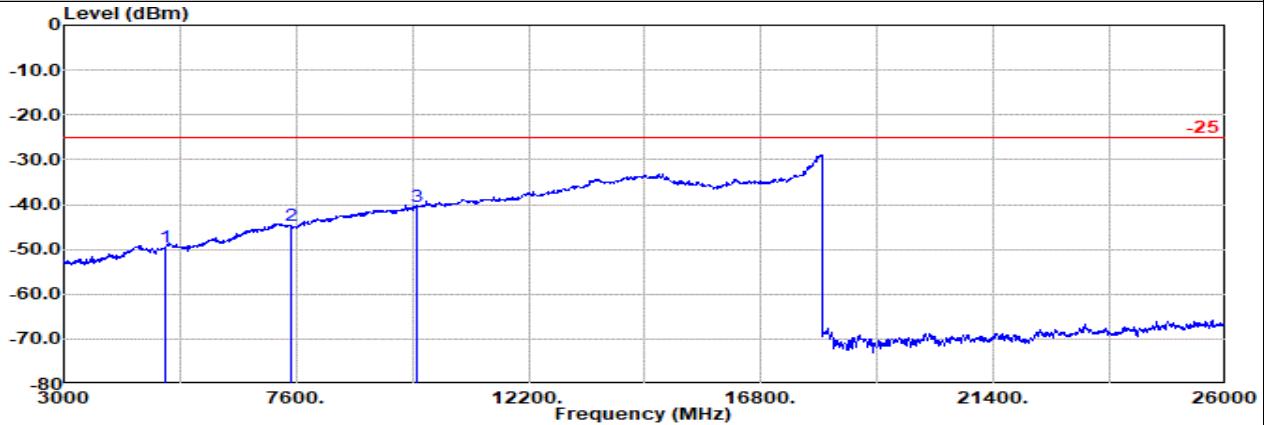
Site : 03CH12-HY
Condition: -40 3m 9120D-02114-230731 Vertical
: LTE Band 30 BW10M Ch27710 1RB0 QPSK

Freq	Level	Detector	Ant Amp\Cb Filter		EIRPCF	Reading	Limit	Margin Pol	
			Factor	1				dB	dB
1	4611.00	-60.88 RMS	31.78	-57.17	0.75	-95.23	58.99	-40.00	-20.88 Vertical
2	6917.00	-59.33 RMS	36.00	-53.07	0.72	-95.23	52.25	-40.00	-19.33 Vertical
3	9222.00	-57.32 RMS	38.40	-52.98	0.75	-95.23	51.74	-40.00	-17.32 Vertical



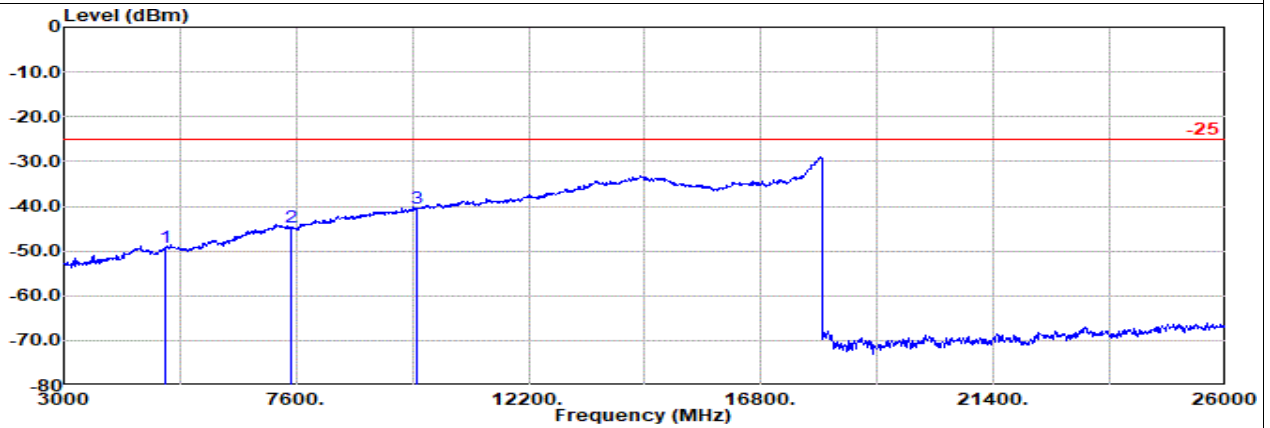
Main

Part 27M Mode 1
LTE B7 20M Ch20850 1RB0 QPSK
L



Site : 03CH12-HY
Condition: -25 3m 9120D-02114-230731 Horizontal
: LTE Band 7 20M Ch20850 1RB0 QPSK

Freq	Level	Detector	Ant Amp\Cb Filter		EIRPCF	Reading	Limit	Margin	Pol		
			Factor	1						dB	dB
1	5002.00	-49.46	RMS	33.21	-23.86	0.63	-95.23	35.79	-25.00	-24.46	Horizontal
2	7503.00	-44.73	RMS	36.49	-22.19	0.71	-95.23	35.49	-25.00	-19.73	Horizontal
3	10004.00	-40.33	RMS	38.61	-20.37	0.78	-95.23	35.88	-25.00	-15.33	Horizontal



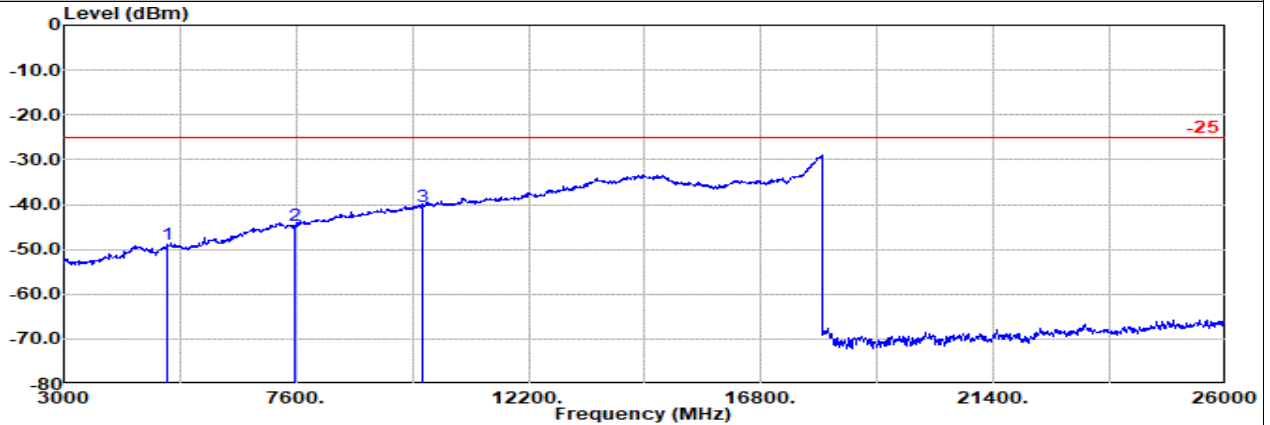
Site : 03CH12-HY
Condition: -25 3m 9120D-02114-230731 Vertical
: LTE Band 7 20M Ch20850 1RB0 QPSK

Freq	Level	Detector	Ant Amp\Cb Filter		EIRPCF	Reading	Limit	Margin	Pol		
			Factor	1						dB	dB
1	5002.00	-49.31	RMS	33.21	-23.86	0.63	-95.23	35.94	-25.00	-24.31	Vertical
2	7503.00	-44.68	RMS	36.49	-22.19	0.71	-95.23	35.54	-25.00	-19.68	Vertical
3	10004.00	-40.34	RMS	38.61	-20.37	0.78	-95.23	35.87	-25.00	-15.34	Vertical



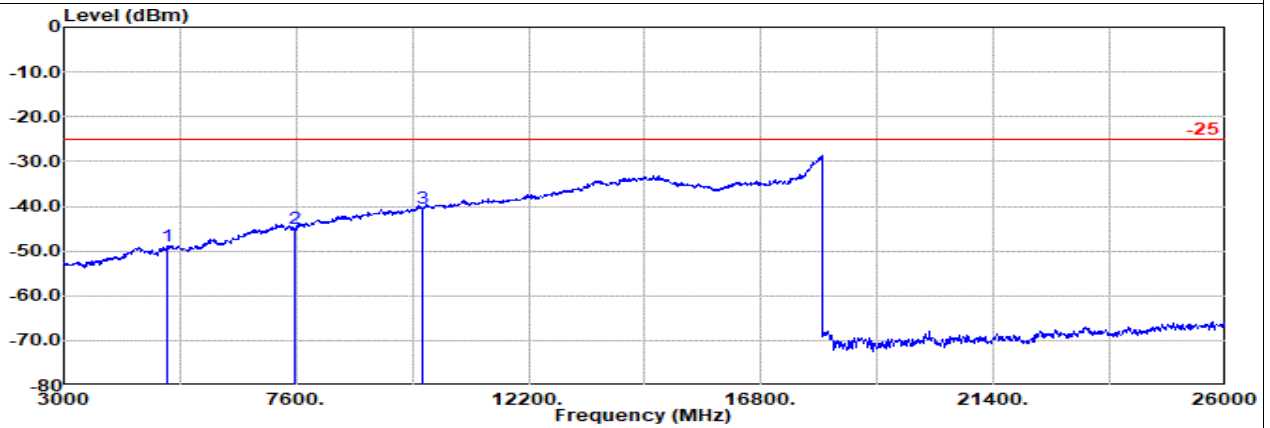
Main

Part 27M Mode 1
LTE B7 20M Ch21100 1RB0 QPSK
M



Site : 03CH12-HY
Condition: -25 3m 9120D-02114-230731 Horizontal
: LTE Band 7 20M Ch21100 1RB0 QPSK

1	2	3	Freq Level		Detector	Ant Amp\Cb Filter		Factor	Filter		EIRPCF	Readin g	Limit	Margin	Pol
			MHz	dBm		dB/m	dB		dB	dB					
1	2	3	5052.00	-49.05	RMS	33.40	-23.79	0.65	-95.23	35.92	-25.00	-24.05	Horizontal		
2	2	3	7578.00	-44.58	RMS	36.40	-22.17	0.76	-95.23	35.66	-25.00	-19.58	Horizontal		
3	2	3	10104.00	-40.54	RMS	38.71	-20.25	0.78	-95.23	35.45	-25.00	-15.54	Horizontal		



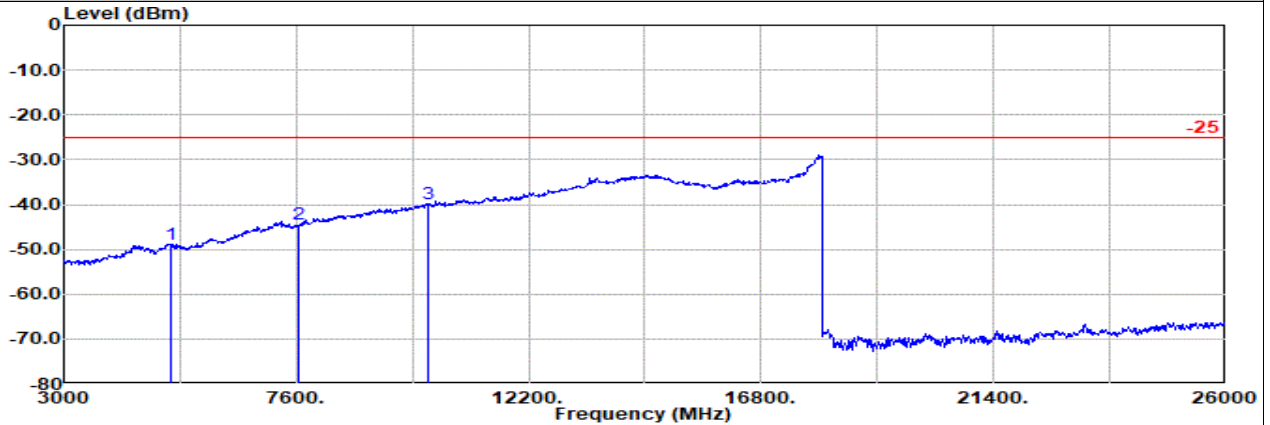
Site : 03CH12-HY
Condition: -25 3m 9120D-02114-230731 Vertical
: LTE Band 7 20M Ch21100 1RB0 QPSK

1	2	3	Freq Level		Detector	Ant Amp\Cb Filter		Factor	Filter		EIRPCF	Readin g	Limit	Margin	Pol
			MHz	dBm		dB/m	dB		dB	dB					
1	2	3	5052.00	-48.98	RMS	33.40	-23.79	0.65	-95.23	35.99	-25.00	-23.98	Vertical		
2	2	3	7578.00	-44.92	RMS	36.40	-22.17	0.76	-95.23	35.32	-25.00	-19.92	Vertical		
3	2	3	10104.00	-40.55	RMS	38.71	-20.25	0.78	-95.23	35.44	-25.00	-15.55	Vertical		



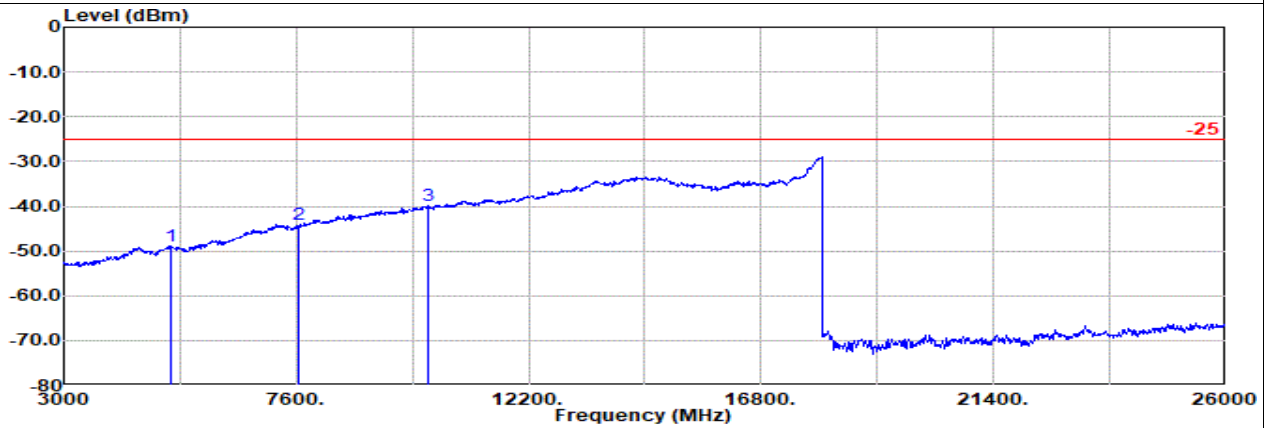
Main

Part 27M Mode 1
LTE B7 20M Ch21350 1RB0 QPSK
H



Site : 03CH12-HY
Condition: -25 3m 9120D-02114-230731 Horizontal
: LTE Band 7 20M Ch21350 1RB0 QPSK

Freq	Level	Detector	Ant Amp\Cb Filter		EIRPCF	Reading	Limit	Margin	Pol	
			Factor	1						
MHz	dBm		dB/m	dB	dB	dBuV	dBm	dB		
1 5102.00	-48.86	RMS	33.49	-23.72	0.67	-95.23	35.93	-25.00	-23.86	Horizontal
2 7653.00	-44.30	RMS	36.51	-22.17	0.80	-95.23	35.79	-25.00	-19.30	Horizontal
3 10204.00	-39.96	RMS	38.99	-20.12	0.78	-95.23	35.62	-25.00	-14.96	Horizontal



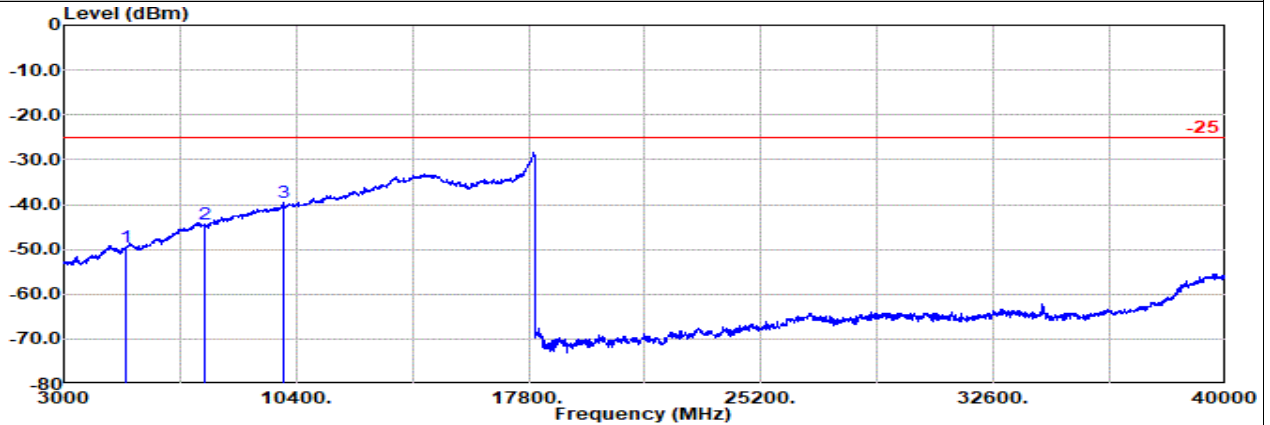
Site : 03CH12-HY
Condition: -25 3m 9120D-02114-230731 Vertical
: LTE Band 7 20M Ch21350 1RB0 QPSK

Freq	Level	Detector	Ant Amp\Cb Filter		EIRPCF	Reading	Limit	Margin	Pol	
			Factor	1						
MHz	dBm		dB/m	dB	dB	dBuV	dBm	dB		
1 5102.00	-48.93	RMS	33.49	-23.72	0.67	-95.23	35.86	-25.00	-23.93	Vertical
2 7653.00	-43.97	RMS	36.51	-22.17	0.80	-95.23	36.12	-25.00	-18.97	Vertical
3 10204.00	-39.89	RMS	38.99	-20.12	0.78	-95.23	35.69	-25.00	-14.89	Vertical



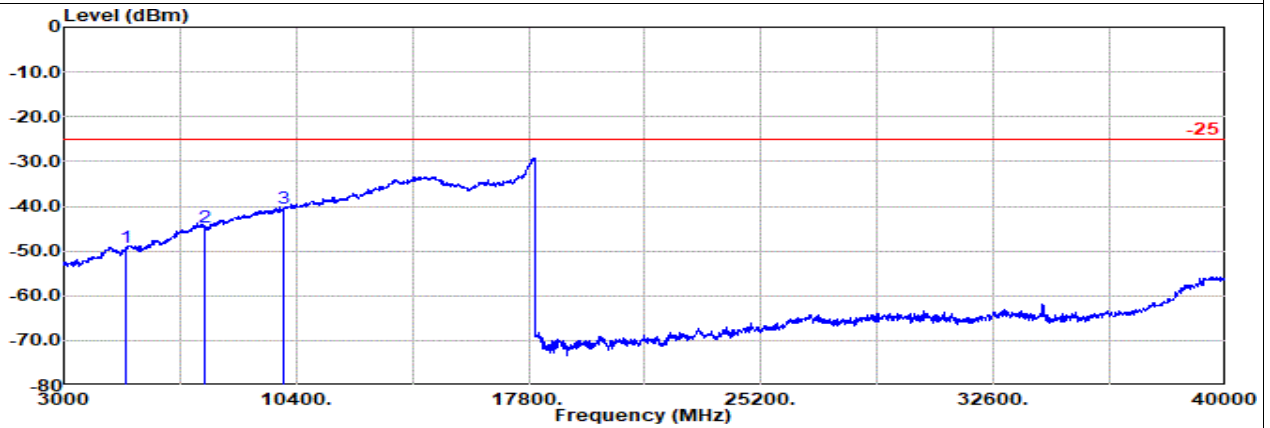
Main

Part 27M Mode 2
LTE B41 20M Ch39750 1RB0 QPSK
L



Site : 03CH12-HY
Condition: -25 3m 9120D-02114-230731 Horizontal
: LTE Band 41 20M Ch37950 1RB0 QPSK

Freq	Level	Detector	Ant Amp\Cb Filter		EIRPCF	Readin	Limit	Margin	Pol	
			Factor	1						dB
1	4994.00	-49.60 RMS	33.16	-23.85	0.63	-95.23	35.69	-25.00	-24.60	Horizontal
2	7491.00	-44.51 RMS	36.54	-22.20	0.70	-95.23	35.68	-25.00	-19.51	Horizontal
3	9988.00	-39.64 RMS	38.55	-20.40	0.78	-95.23	36.66	-25.00	-14.64	Horizontal



Site : 03CH12-HY
Condition: -25 3m 9120D-02114-230731 Vertical
: LTE Band 41 20M Ch37950 1RB0 QPSK

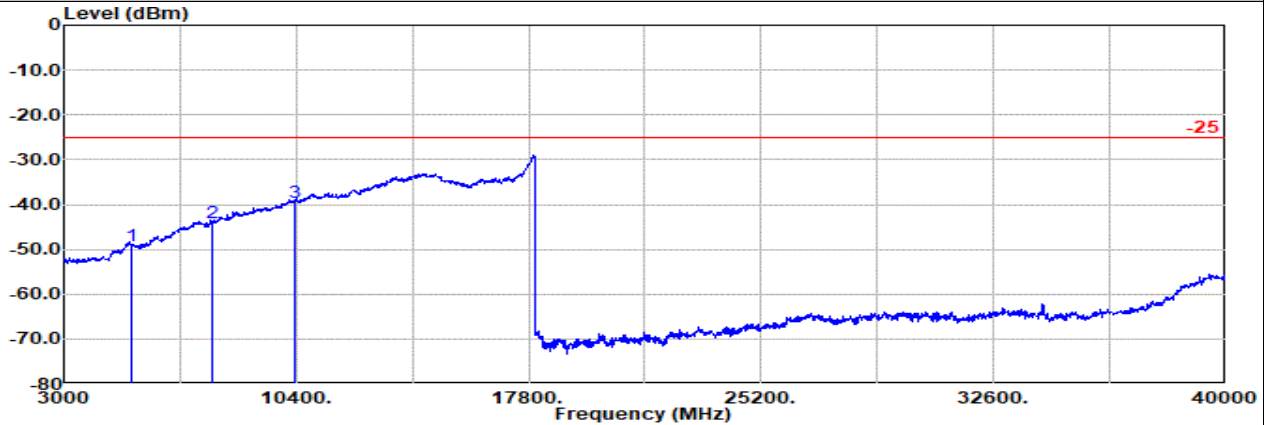
Freq	Level	Detector	Ant Amp\Cb Filter		EIRPCF	Readin	Limit	Margin	Pol	
			Factor	1						dB
1	4994.00	-49.10 RMS	33.16	-23.85	0.63	-95.23	36.19	-25.00	-24.10	Vertical
2	7491.00	-44.73 RMS	36.54	-22.20	0.70	-95.23	35.46	-25.00	-19.73	Vertical
3	9988.00	-40.54 RMS	38.55	-20.40	0.78	-95.23	35.76	-25.00	-15.54	Vertical



Main

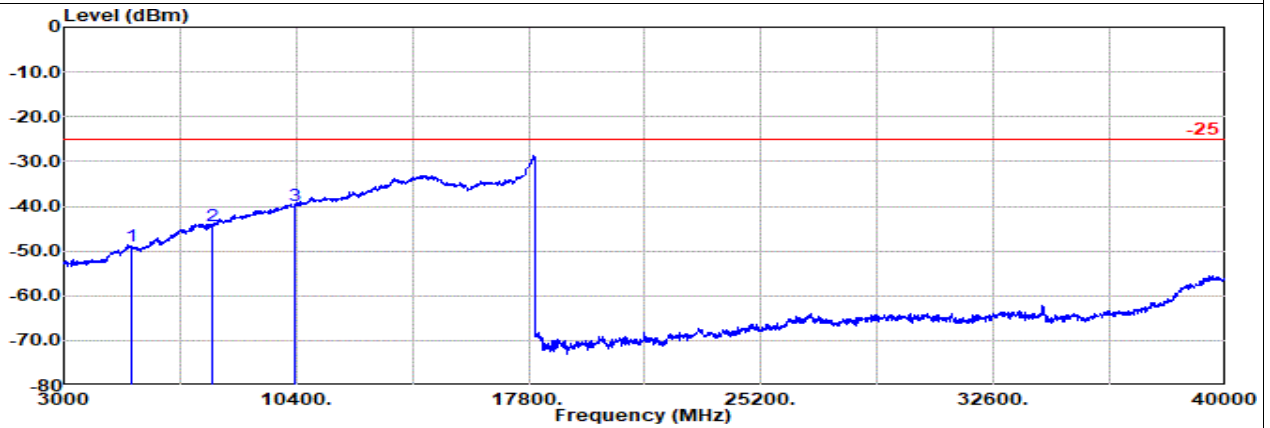
Part 27M Mode 2
LTE B41 20M Ch40620 1RB0 QPSK

M



Site : 03CH12-HY
 Condition: -25 3m 9120D-02114-230731 Horizontal
 : LTE Band 41 20M Ch40620 1RB0 QPSK

Freq	Level	Detector	Ant Amp\Cb Filter		EIRPCF	Readin	Limit	Margin	Pol	
			Factor	1						dB
MHz	dBm		dB/m	dB	dB	dBuV	dBm	dB		
1 5168.00	-49.25	RMS	33.16	-23.62	0.70	-95.23	35.74	-25.00	-24.25	Horizontal
2 7752.00	-43.95	RMS	36.81	-22.17	0.83	-95.23	35.81	-25.00	-18.95	Horizontal
3 10336.00	-39.49	RMS	39.02	-19.95	0.78	-95.23	35.89	-25.00	-14.49	Horizontal



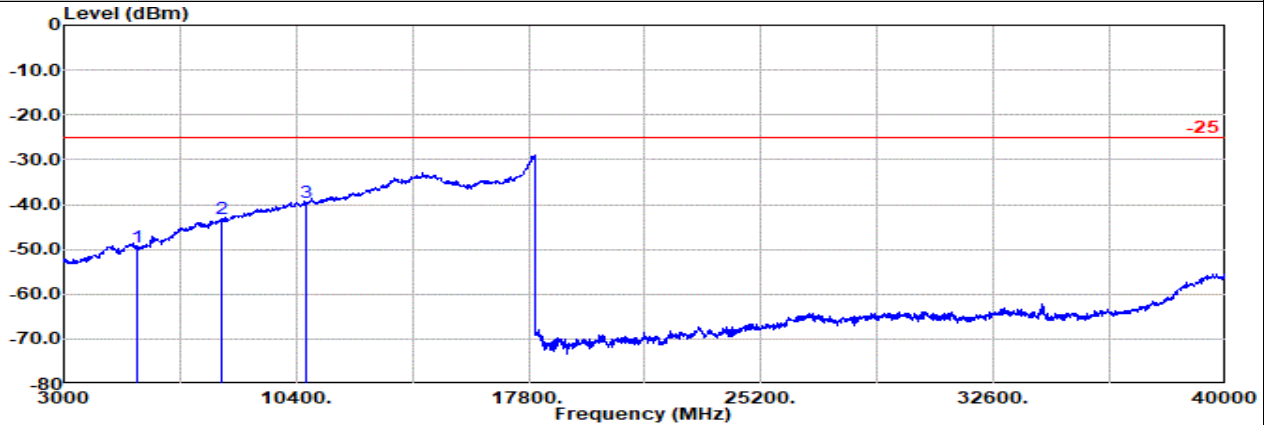
Site : 03CH12-HY
 Condition: -25 3m 9120D-02114-230731 Vertical
 : LTE Band 41 20M Ch40620 1RB0 QPSK

Freq	Level	Detector	Ant Amp\Cb Filter		EIRPCF	Readin	Limit	Margin	Pol	
			Factor	1						dB
MHz	dBm		dB/m	dB	dB	dBuV	dBm	dB		
1 5168.00	-49.05	RMS	33.16	-23.62	0.70	-95.23	35.94	-25.00	-24.05	Vertical
2 7752.00	-44.43	RMS	36.81	-22.17	0.83	-95.23	35.33	-25.00	-19.43	Vertical
3 10336.00	-39.74	RMS	39.02	-19.95	0.78	-95.23	35.64	-25.00	-14.74	Vertical



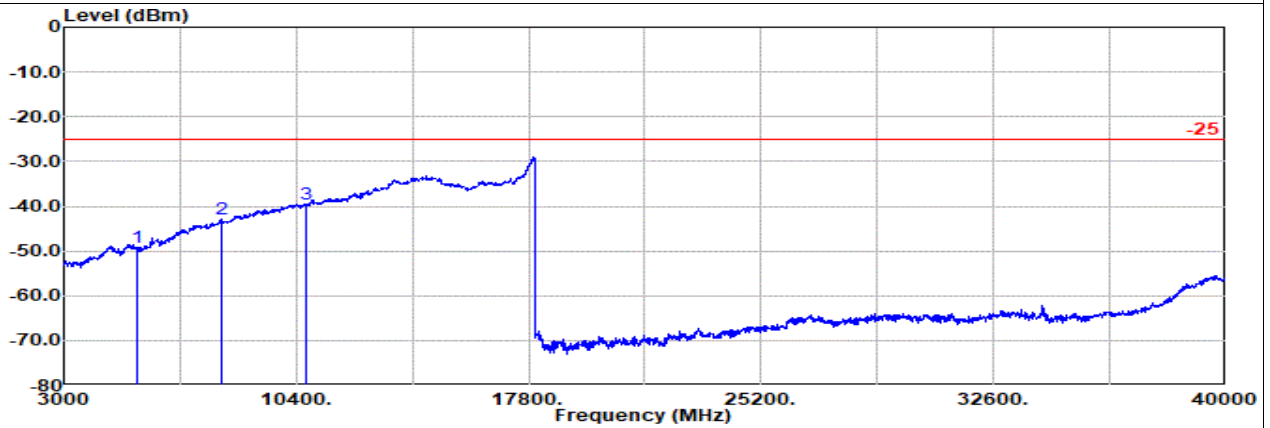
Main

Part 27M Mode 2
LTE B41 20M Ch41490 1RB0 QPSK
H



Site : 03CH12-HY
Condition: -25 3m 9120D-02114-230731 Horizontal
: LTE Band 41 20M Ch41490 1RB0 QPSK

Freq	Level	Detector	Ant Amp\Cb Filter		EIRPCF	Readin	Limit	Margin	Pol	
			Factor	1						dB
1	5342.00	-49.38 RMS	33.20	-23.37	0.76	-95.23	35.26	-25.00	-24.38	Horizontal
2	8013.00	-43.17 RMS	37.30	-21.99	0.95	-95.23	35.80	-25.00	-18.17	Horizontal
3	10684.00	-39.67 RMS	39.30	-19.39	0.77	-95.23	34.88	-25.00	-14.67	Horizontal

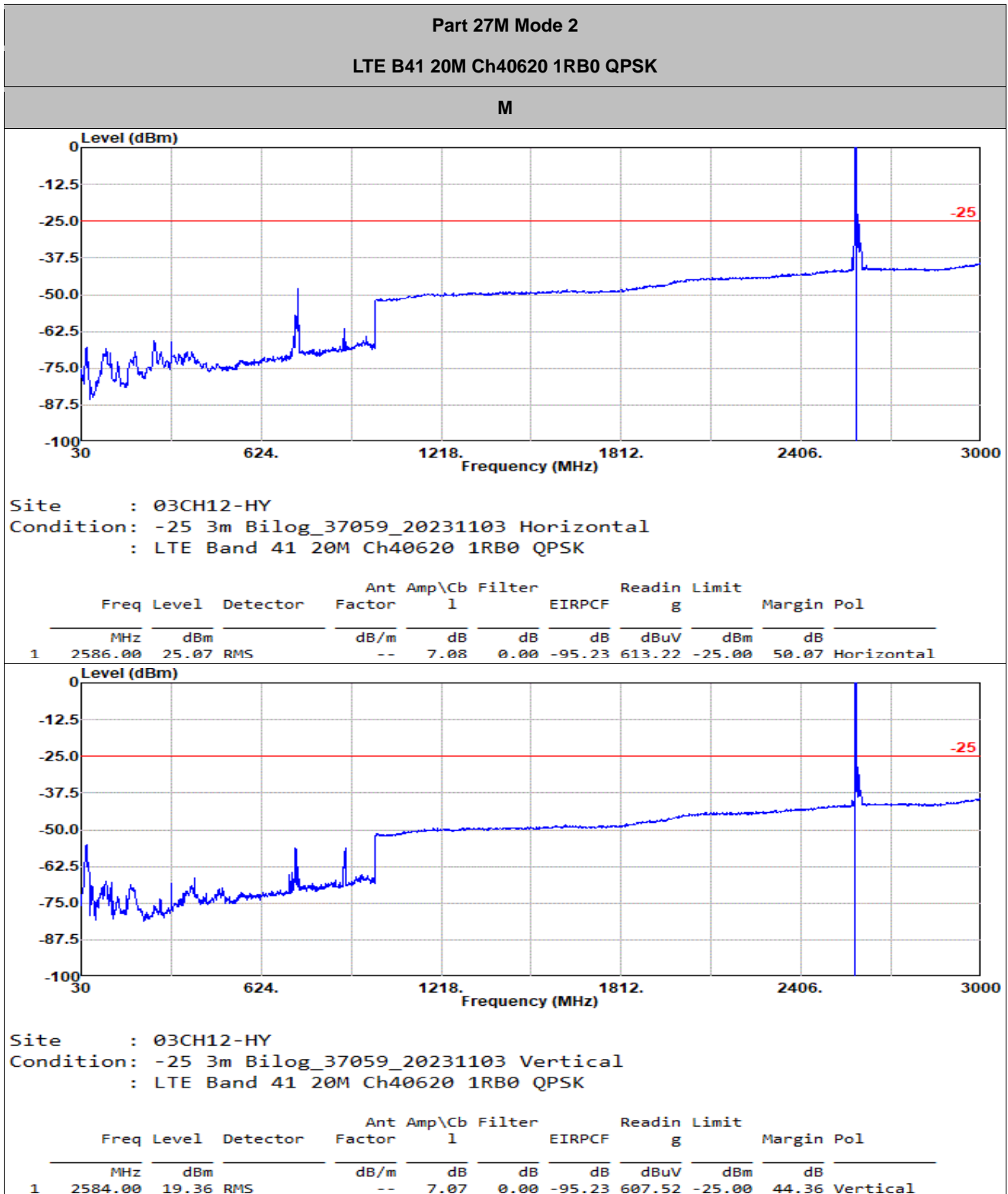


Site : 03CH12-HY
Condition: -25 3m 9120D-02114-230731 Vertical
: LTE Band 41 20M Ch41490 1RB0 QPSK

Freq	Level	Detector	Ant Amp\Cb Filter		EIRPCF	Readin	Limit	Margin	Pol	
			Factor	1						dB
1	5342.00	-49.27 RMS	33.20	-23.37	0.76	-95.23	35.37	-25.00	-24.27	Vertical
2	8013.00	-42.75 RMS	37.30	-21.99	0.95	-95.23	36.22	-25.00	-17.75	Vertical
3	10684.00	-39.64 RMS	39.30	-19.39	0.77	-95.23	34.91	-25.00	-14.64	Vertical



Main



Remark: #1 is fundamental signal which can be ignored.