

System Check_Head_750MHz

DUT: D750V3 - SN1107

Communication System: CW; Frequency: 750.000 MHz; Duty Cycle: 1:1

Medium: HSL_750_231230 Medium parameters used: $f=750.000$ MHz; $\sigma=0.906$ S/m; $\epsilon_r=42.1$

Ambient Temperature: 23.3°C; Liquid Temperature: 22.3°C

DASY6 Configuration:

- Probe: EX3DV4 - SN7694; ConvF(9.84, 9.84, 9.84); Calibrated: 2023-10-26
- Sensor-Surface: 1.4 mm
- Electronics: DAE4ip Sn1800; Calibrated: 2023-05-31
- Phantom: ELI V8.0 (20deg probe tilt); Serial: 2204; Section: Flat
- Measurement Software: 16.2.4.2524
- UID: CW

Pin=17.0dBm/Area Scan (40.0 mm x 90.0 mm): Measurement Grid: 10.0 mm x 15.0 mm

SAR (1g) = 0.421 W/kg; SAR (10g) = 0.281 W/kg;

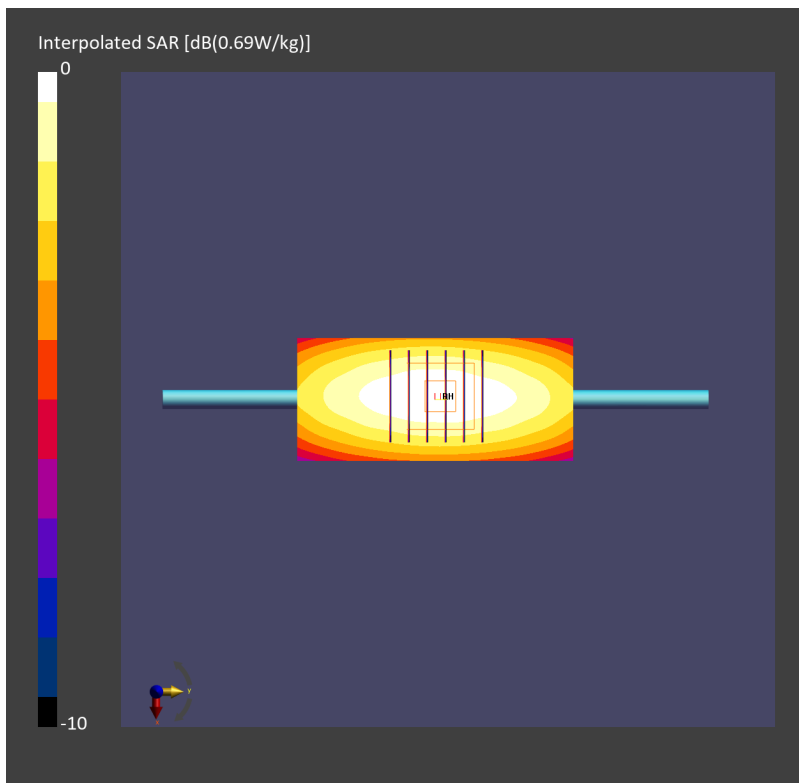
Pin=17.0dBm/Zoom Scan (30.0 mm x 30.0 mm x 30.0 mm): Measurement Grid: 6.0 mm x 6.0 mm x 1.5 mm

Power Drift = -0.02 dB

SAR (1g) = 0.423 W/kg; SAR (8g) = 0.295 W/kg; SAR (10g) = 0.280 W/kg

Smallest distance from peaks to all points 3 dB below = > 15.0 mm

Ratio of SAR at M2 to SAR at M1 = 84.1 %



System Check_Head_750MHz

DUT: D750V3 - SN1107

Communication System: CW; Frequency: 750.000 MHz; Duty Cycle: 1:1

Medium: HSL_750_240109 Medium parameters used: $f=750.000$ MHz; $\sigma=0.885$ S/m; $\epsilon_r=41.7$

Ambient Temperature: 23.6°C; Liquid Temperature: 22.6°C

DASY6 Configuration:

- Probe: EX3DV4 - SN7793; ConvF(9.21, 8.99, 9.25); Calibrated: 2023-03-08
- Sensor-Surface: 1.4 mm
- Electronics: DAE4 Sn376; Calibrated: 2023-09-14
- Phantom: ELI V8.0-I; Serial: 2196; Section: Flat
- Measurement Software: 16.2.4.2524
- UID: CW

Pin=17.0dBm/Area Scan (40.0 mm x 90.0 mm): Measurement Grid: 10.0 mm x 15.0 mm

SAR (1g) = 0.407 W/kg; SAR (10g) = 0.270 W/kg;

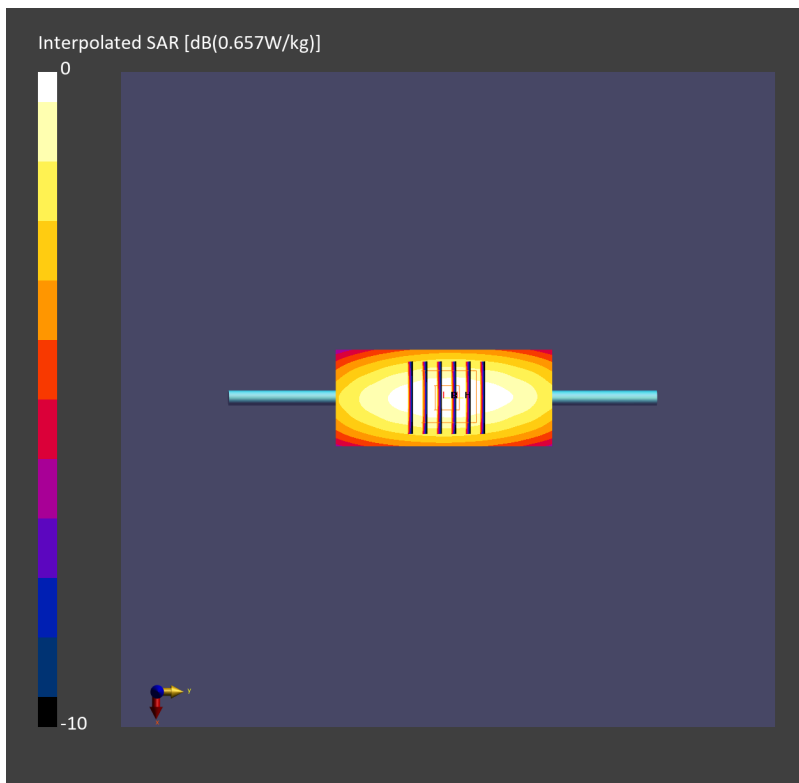
Pin=17.0dBm/Zoom Scan (30.0 mm x 30.0 mm x 30.0 mm): Measurement Grid: 6.0 mm x 6.0 mm x 1.5 mm

Power Drift = 0.03 dB

SAR (1g) = 0.412 W/kg; SAR (8g) = 0.287 W/kg; SAR (10g) = 0.272 W/kg

Smallest distance from peaks to all points 3 dB below = > 15.0 mm

Ratio of SAR at M2 to SAR at M1 = 84.9 %



System Check_Head_750MHz

DUT: D750V3-1107

Communication System: CW; Frequency: 750.000 MHz; Duty Cycle: 1:1

Medium: HSL_750_240111 Medium parameters used: $f = 750.000$ MHz; $\sigma = 0.885$ S/m; $\epsilon_r = 43.0$

Ambient Temperature: 23.5°C; Liquid Temperature: 22.5°C

DASY6 Configuration:

- Probe: EX3DV4 - SN7791; ConvF(8.85, 9.89, 8.98); Calibrated: 2023-02-22
- Sensor-Surface: 1.4 mm
- Electronics: DAE4 Sn1424; Calibrated: 2023-12-07
- Phantom: ELI V8.0 (20deg probe tilt); Serial: 2055; Section: Flat
- Measurement Software: 16.2.4.2524
- UID: CW

Pin=17.0dBm/Area Scan (40.0 mm x 90.0 mm): Measurement Grid: 10.0 mm x 15.0 mm

SAR (1g) = 0.404 W/kg; SAR (10g) = 0.270 W/kg;

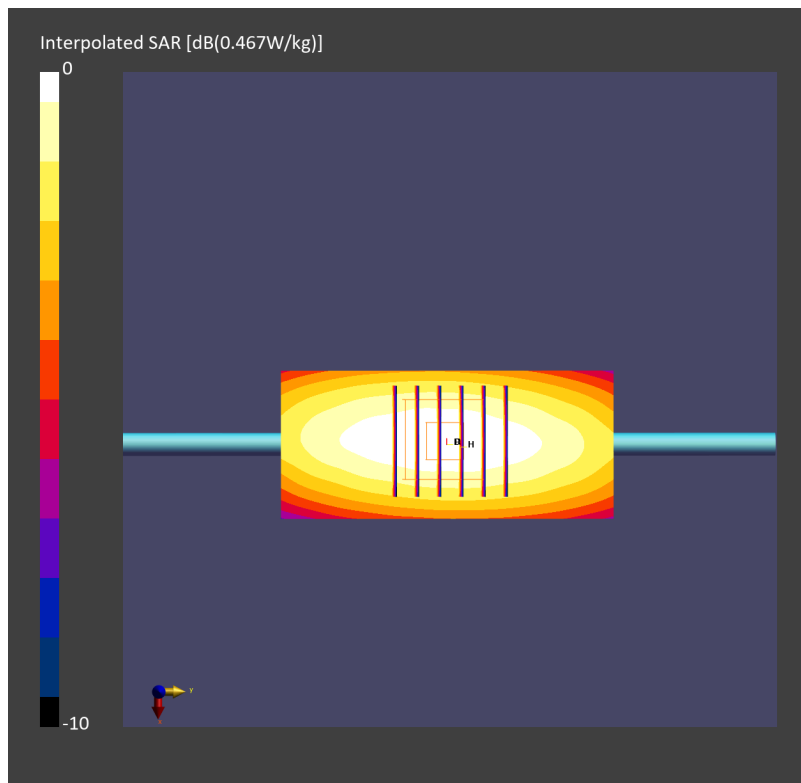
Pin=17.0dBm/Zoom Scan (30.0 mm x 30.0 mm x 30.0 mm): Measurement Grid: 6.0 mm x 6.0 mm x 1.5 mm

Power Drift = 0.00 dB

SAR (1g) = 0.405 W/kg; SAR (8g) = 0.282 W/kg; SAR (10g) = 0.268 W/kg

Smallest distance from peaks to all points 3 dB below = > 15.0 mm

Ratio of SAR at M2 to SAR at M1 = 87.0 %



System Check_Head_850MHz

DUT: D835V2 - SN4d167

Communication System: CW; Frequency: 835.000 MHz; Duty Cycle: 1:1

Medium: HSL_850_231230 Medium parameters used: $f=835.000$ MHz; $\sigma=0.942$ S/m; $\epsilon_r=41.8$

Ambient Temperature: 23.3°C; Liquid Temperature: 22.3°C

DASY6 Configuration:

- Probe: EX3DV4 - SN7694; ConvF(9.48, 9.48, 9.48); Calibrated: 2023-10-26
- Sensor-Surface: 1.4 mm
- Electronics: DAE4ip Sn1800; Calibrated: 2023-05-31
- Phantom: ELI V8.0 (20deg probe tilt); Serial: 2204; Section: Flat
- Measurement Software: 16.2.4.2524
- UID: CW

Pin=17.0dBm/Area Scan (40.0 mm x 90.0 mm): Measurement Grid: 10.0 mm x 15.0 mm

SAR (1g) = 0.486 W/kg; SAR (10g) = 0.322 W/kg;

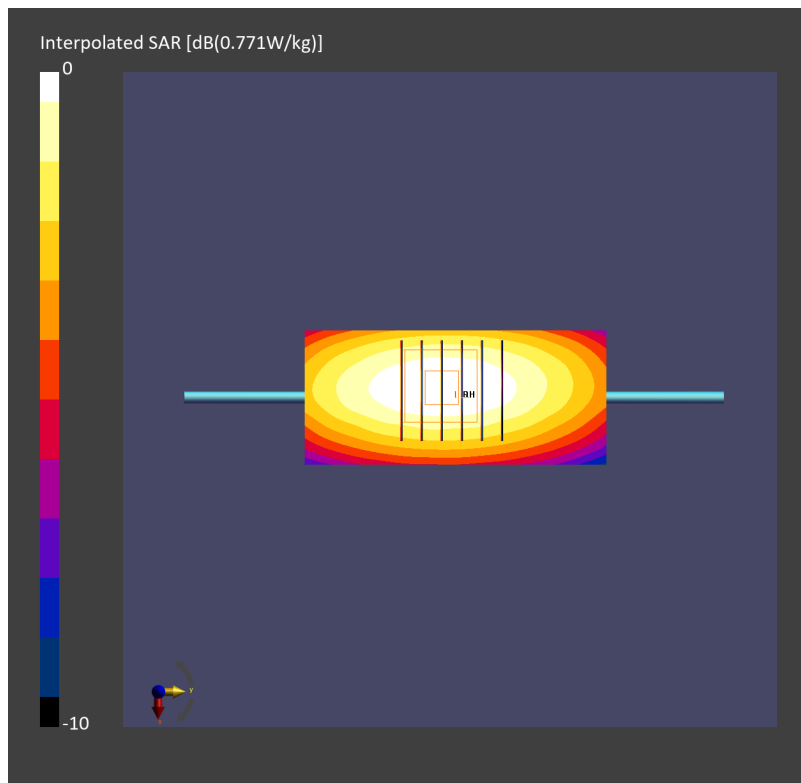
Pin=17.0dBm/Zoom Scan (30.0 mm x 30.0 mm x 30.0 mm): Measurement Grid: 6.0 mm x 6.0 mm x 1.5 mm

Power Drift = 0.02 dB

SAR (1g) = 0.485 W/kg; SAR (8g) = 0.338 W/kg; SAR (10g) = 0.321 W/kg

Smallest distance from peaks to all points 3 dB below = 16.4 mm

Ratio of SAR at M2 to SAR at M1 = 85.2 %



System Check_Head_835MHz

DUT: D835V2 - SN4d167

Communication System: CW; Frequency: 835.000 MHz; Duty Cycle: 1:1

Medium: HSL_850_240109 Medium parameters used: $f=835.000$ MHz; $\sigma=0.919$ S/m; $\epsilon_r=41.4$

Ambient Temperature: 23.6°C; Liquid Temperature: 22.6°C

DASY6 Configuration:

- Probe: EX3DV4 - SN7793; ConvF(9.14, 8.88, 9.24); Calibrated: 2023-03-08
- Sensor-Surface: 1.4 mm
- Electronics: DAE4 Sn376; Calibrated: 2023-09-14
- Phantom: ELI V8.0-I; Serial: 2196; Section: Flat
- Measurement Software: 16.2.4.2524
- UID: CW

Pin=17.0dBm/Area Scan (40.0 mm x 90.0 mm): Measurement Grid: 10.0 mm x 15.0 mm

SAR (1g) = 0.455 W/kg; SAR (10g) = 0.300 W/kg;

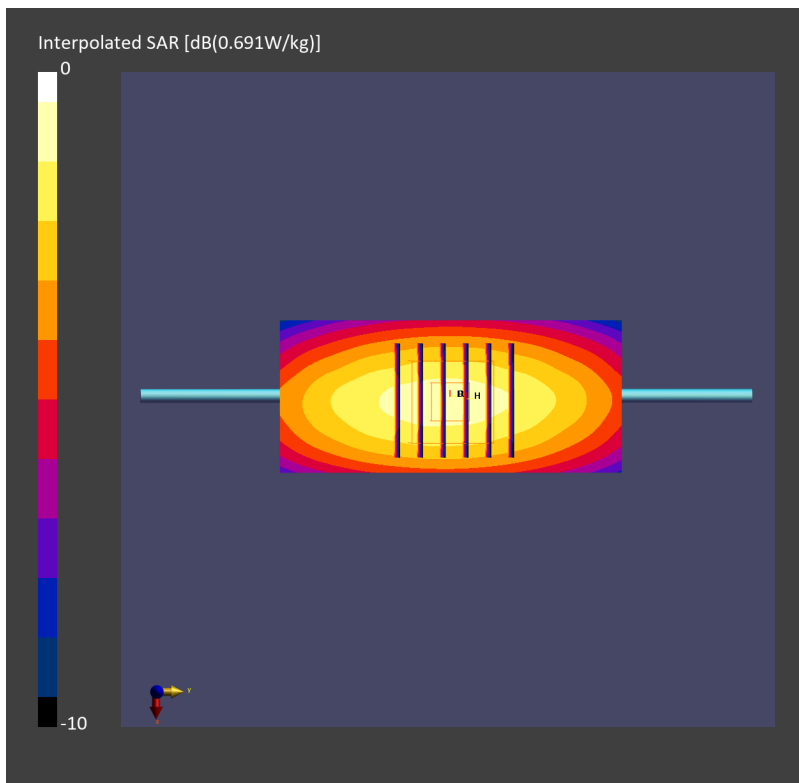
Pin=17.0dBm/Zoom Scan (30.0 mm x 30.0 mm x 30.0 mm): Measurement Grid: 6.0 mm x 6.0 mm x 1.5 mm

Power Drift = 0.01 dB

SAR (1g) = 0.461 W/kg; SAR (8g) = 0.322 W/kg; SAR (10g) = 0.305 W/kg

Smallest distance from peaks to all points 3 dB below = 18.4 mm

Ratio of SAR at M2 to SAR at M1 = 87.9 %



System Check_Head_835MHz

DUT: D835V2-4d167

Communication System: CW; Frequency: 835.000 MHz; Duty Cycle: 1:1

Medium: HSL_850_240111 Medium parameters used: $f = 835.000$ MHz; $\sigma = 0.915$ S/m; $\epsilon_r = 42.6$

Ambient Temperature: 23.5°C; Liquid Temperature: 22.5°C

DASY6 Configuration:

- Probe: EX3DV4 - SN7791; ConvF(8.73, 9.71, 8.75); Calibrated: 2023-02-22
- Sensor-Surface: 1.4 mm
- Electronics: DAE4 Sn1424; Calibrated: 2023-12-07
- Phantom: ELI V8.0 (20deg probe tilt); Serial: 2055; Section: Flat
- Measurement Software: 16.2.4.2524
- UID: CW

Pin=17.0dBm/Area Scan (40.0 mm x 90.0 mm): Measurement Grid: 10.0 mm x 15.0 mm

SAR (1g) = 0.477 W/kg; SAR (10g) = 0.314 W/kg;

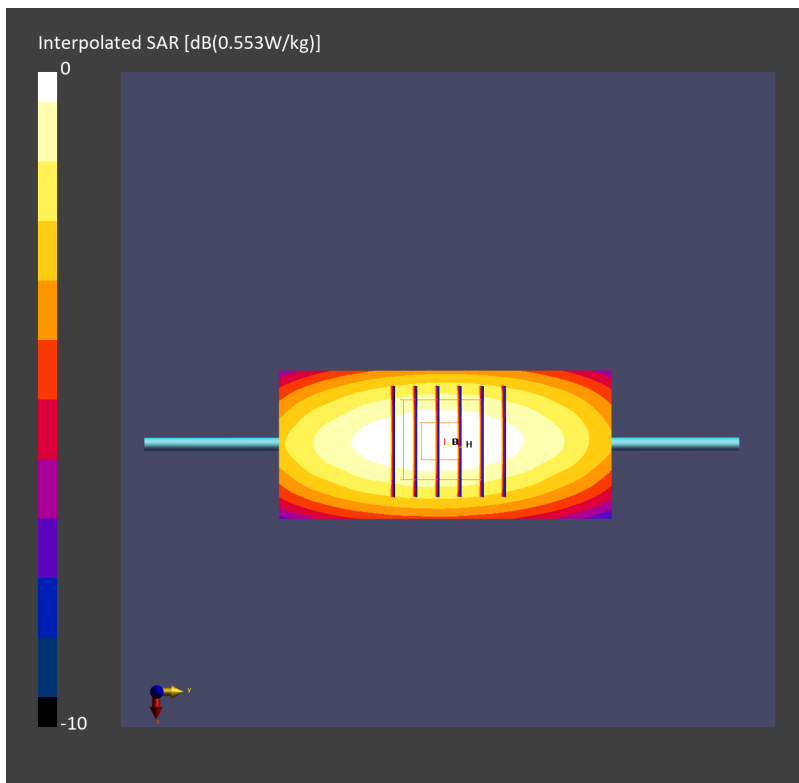
Pin=17.0dBm/Zoom Scan (30.0 mm x 30.0 mm x 30.0 mm): Measurement Grid: 6.0 mm x 6.0 mm x 1.5 mm

Power Drift = -0.00 dB

SAR (1g) = 0.479 W/kg; SAR (8g) = 0.331 W/kg; SAR (10g) = 0.313 W/kg

Smallest distance from peaks to all points 3 dB below = 20.5 mm

Ratio of SAR at M2 to SAR at M1 = 86.7 %



System Check_Head_1750MHz

DUT: D1750V2 - SN1112

Communication System: CW; Frequency: 1750.000 MHz; Duty Cycle: 1:1

Medium: HSL_1750_240103 Medium parameters used: $f=1750.000$ MHz; $\sigma=1.38$ S/m; $\epsilon_r=40.8$

Ambient Temperature: 23.5°C; Liquid Temperature: 22.5°C

DASY6 Configuration:

- Probe: EX3DV4 - SN7694; ConvF(8.82, 8.82, 8.82); Calibrated: 2023-10-26
- Sensor-Surface: 1.4 mm
- Electronics: DAE4ip Sn1800; Calibrated: 2023-05-31
- Phantom: ELI V8.0 (20deg probe tilt); Serial: 2204; Section: Flat
- Measurement Software: 16.2.4.2524
- UID: CW

Pin=17.0dBm/Area Scan (40.0 mm x 90.0 mm): Measurement Grid: 10.0 mm x 15.0 mm

SAR (1g) = 1.72 W/kg; SAR (10g) = 0.927 W/kg;

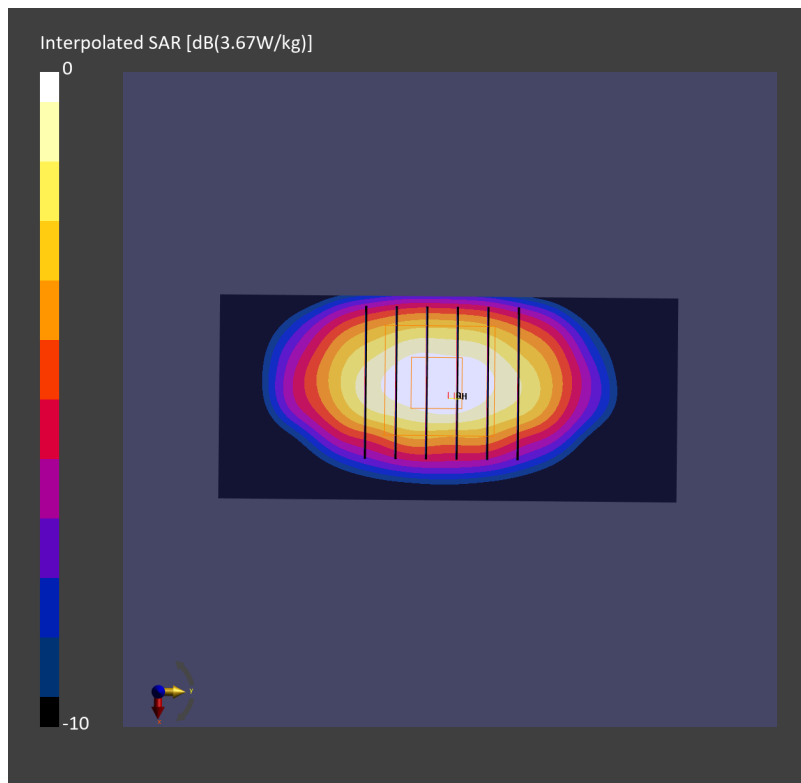
Pin=17.0dBm/Zoom Scan (30.0 mm x 30.0 mm x 30.0 mm): Measurement Grid: 6.0 mm x 6.0 mm x 1.5 mm

Power Drift = 0.01 dB

SAR (1g) = 1.81 W/kg; SAR (8g) = 1.03 W/kg; SAR (10g) = 0.949 W/kg

Smallest distance from peaks to all points 3 dB below = 9.6 mm

Ratio of SAR at M2 to SAR at M1 = 78.4 %



System Check_Head_1750MHz

DUT: D1750V2 - SN1112

Communication System: CW; Frequency: 1750.000 MHz; Duty Cycle: 1:1

Medium: HSL_1750_240107 Medium parameters used: $f=1750.000$ MHz; $\sigma=1.37$ S/m; $\epsilon_r=40.7$

Ambient Temperature: 23.5°C; Liquid Temperature: 22.5°C

DASY6 Configuration:

- Probe: EX3DV4 - SN7793; ConvF(7.86, 7.63, 7.94); Calibrated: 2023-03-08
- Sensor-Surface: 1.4 mm
- Electronics: DAE4 Sn376; Calibrated: 2023-09-14
- Phantom: ELI V8.0-I; Serial: 2196; Section: Flat
- Measurement Software: 16.2.4.2524
- UID: CW

Pin=17.0dBm/Area Scan (40.0 mm x 90.0 mm): Measurement Grid: 10.0 mm x 15.0 mm

SAR (1g) = 1.82 W/kg; SAR (10g) = 0.963 W/kg;

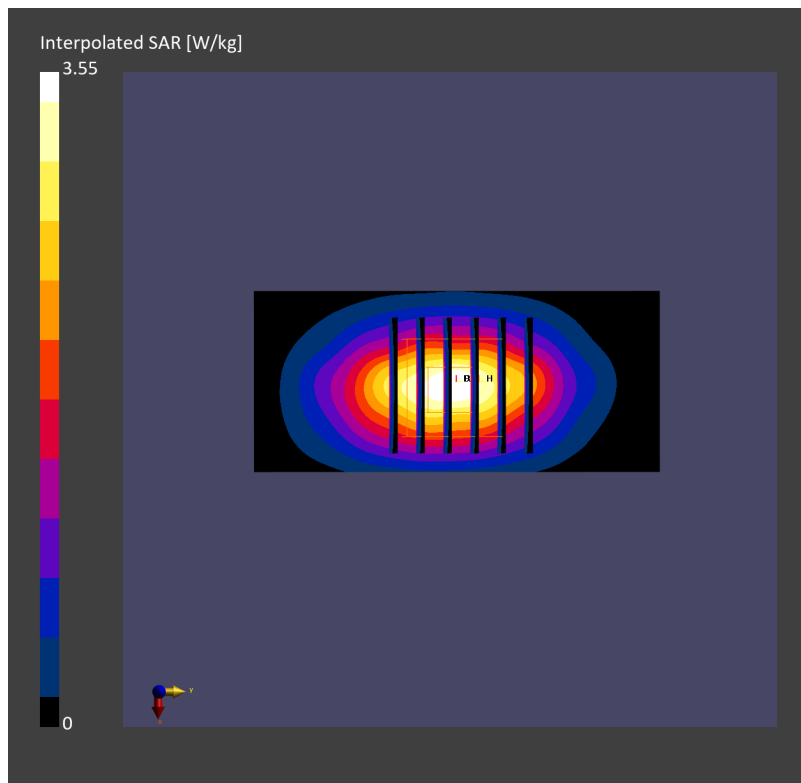
Pin=17.0dBm/Zoom Scan (30.0 mm x 30.0 mm x 30.0 mm): Measurement Grid: 6.0 mm x 6.0 mm x 1.5 mm

Power Drift = 0.03 dB

SAR (1g) = 1.87 W/kg; SAR (8g) = 1.07 W/kg; SAR (10g) = 0.989 W/kg

Smallest distance from peaks to all points 3 dB below = 9.7 mm

Ratio of SAR at M2 to SAR at M1 = 80.8 %



System Check_Head_1750MHz

DUT: D1750V2-1068

Communication System: CW; Frequency: 1750.000 MHz; Duty Cycle: 1:1

Medium: HSL_1750_240110 Medium parameters used: $f=1750.000$ MHz; $\sigma=1.36$ S/m; $\epsilon_r=40.6$

Ambient Temperature: 23.6°C; Liquid Temperature: 22.6°C

DASY6 Configuration:

- Probe: EX3DV4 - SN7791; ConvF(7.49, 8.47, 7.6); Calibrated: 2023-02-22
- Sensor-Surface: 1.4 mm
- Electronics: DAE4 Sn1424; Calibrated: 2023-12-07
- Phantom: ELI V8.0 (20deg probe tilt); Serial: 2055; Section: Flat
- Measurement Software: 16.2.4.2524
- UID: CW

Pin=17.0dBm/Area Scan (40.0 mm x 90.0 mm): Measurement Grid: 10.0 mm x 15.0 mm

SAR (1g) = 1.67 W/kg; SAR (10g) = 0.870 W/kg;

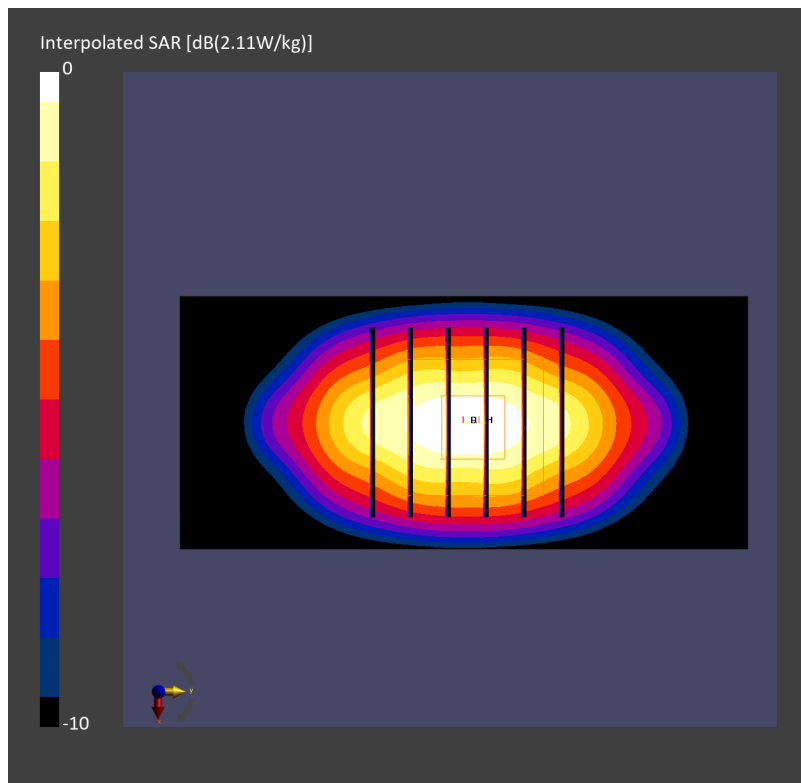
Pin=17.0dBm/Zoom Scan (30.0 mm x 30.0 mm x 30.0 mm): Measurement Grid: 6.0 mm x 6.0 mm x 1.5 mm

Power Drift = 0.00 dB

SAR (1g) = 1.69 W/kg; SAR (8g) = 0.958 W/kg; SAR (10g) = 0.882 W/kg

Smallest distance from peaks to all points 3 dB below = 9.6 mm

Ratio of SAR at M2 to SAR at M1 = 81.5 %



System Check_Head_1900MHz

DUT: D1900V2 - SN5d185

Communication System: CW; Frequency: 1900.000 MHz; Duty Cycle: 1:1
Medium: HSL_1900_240103 Medium parameters used: $f=1900.000$ MHz; $\sigma=1.40$ S/m; $\epsilon_r=40.4$
Ambient Temperature: 23.5°C; Liquid Temperature: 22.5°C

DASY6 Configuration:

- Probe: EX3DV4 - SN7694; ConvF(8.3, 8.3, 8.3); Calibrated: 2023-10-26
- Sensor-Surface: 1.4 mm
- Electronics: DAE4ip Sn1800; Calibrated: 2023-05-31
- Phantom: ELI V8.0 (20deg probe tilt); Serial: 2204; Section: Flat
- Measurement Software: 16.2.4.2524
- UID: CW

Pin=17.0dBm/Area Scan (40.0 mm x 90.0 mm): Measurement Grid: 10.0 mm x 15.0 mm
SAR (1g) = 1.77 W/kg; SAR (10g) = 0.937 W/kg;

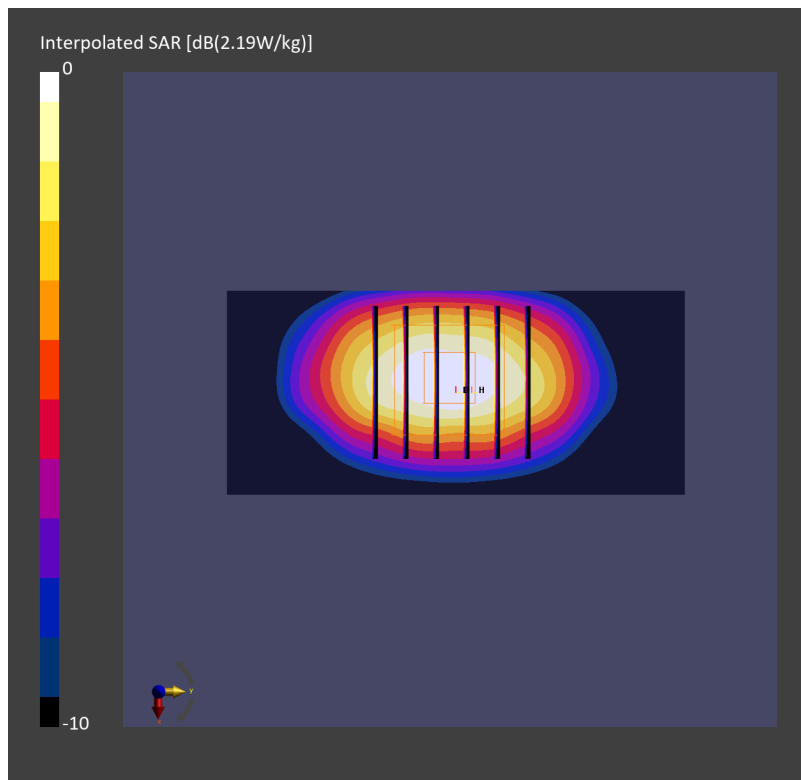
Pin=17.0dBm/Zoom Scan (30.0 mm x 30.0 mm x 30.0 mm): Measurement Grid: 6.0 mm x 6.0 mm x 1.5 mm

Power Drift = -0.03 dB

SAR (1g) = 1.87 W/kg; SAR (8g) = 1.06 W/kg; SAR (10g) = 0.975 W/kg

Smallest distance from peaks to all points 3 dB below = 9.7 mm

Ratio of SAR at M2 to SAR at M1 = 77.0 %



System Check_Head_1900MHz

DUT: D1900V2 - SN5d185

Communication System: CW; Frequency: 1900.000 MHz; Duty Cycle: 1:1

Medium: HSL_1900_240107 Medium parameters used: $f=1900.000$ MHz; $\sigma=1.39$ S/m; $\epsilon_r=40.4$

Ambient Temperature: 23.5°C; Liquid Temperature: 22.5°C

DASY6 Configuration:

- Probe: EX3DV4 - SN7793; ConvF(7.54, 7.35, 7.67); Calibrated: 2023-03-08
- Sensor-Surface: 1.4 mm
- Electronics: DAE4 Sn376; Calibrated: 2023-09-14
- Phantom: ELI V8.0-I; Serial: 2196; Section: Flat
- Measurement Software: 16.2.4.2524
- UID: CW

Pin=17.0dBm/Area Scan (40.0 mm x 90.0 mm): Measurement Grid: 10.0 mm x 15.0 mm

SAR (1g) = 2.14 W/kg; SAR (10g) = 1.07 W/kg;

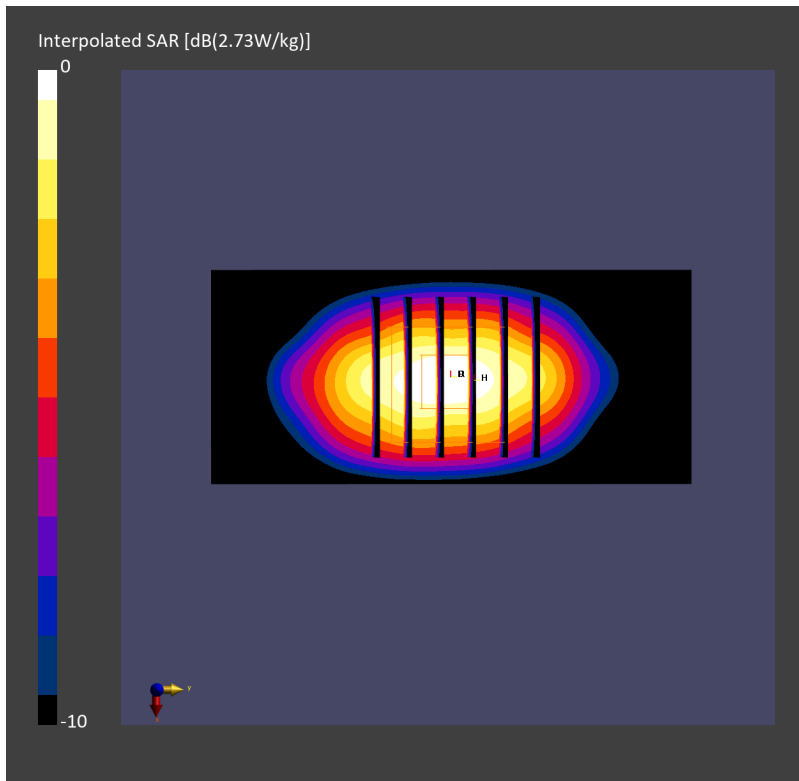
Pin=17.0dBm/Zoom Scan (30.0 mm x 30.0 mm x 30.0 mm): Measurement Grid: 6.0 mm x 6.0 mm x 1.5 mm

Power Drift = -0.01 dB

SAR (1g) = 2.06 W/kg; SAR (8g) = 1.15 W/kg; SAR (10g) = 1.06 W/kg

Smallest distance from peaks to all points 3 dB below = 8.8 mm

Ratio of SAR at M2 to SAR at M1 = 80.4 %



System Check_Head_1900MHz

DUT: D1900V2 - SN5d185

Communication System: CW; Frequency: 1900.000 MHz; Duty Cycle: 1:1

Medium: HSL_1900_240110 Medium parameters used: $f=1900.000$ MHz; $\sigma=1.44$ S/m; $\epsilon_r=39.1$

Ambient Temperature: 23.6°C; Liquid Temperature: 22.6°C

DASY6 Configuration:

- Probe: EX3DV4 - SN7791; ConvF(7.42, 8.33, 7.51); Calibrated: 2023-02-22
- Sensor-Surface: 1.4 mm
- Electronics: DAE4 Sn1424; Calibrated: 2023-12-07
- Phantom: ELI V8.0 (20deg probe tilt); Serial: 2055; Section: Flat
- Measurement Software: 16.2.4.2524
- UID: CW

Pin=17.0dBm/Area Scan (40.0 mm x 90.0 mm): Measurement Grid: 10.0 mm x 15.0 mm

SAR (1g) = 1.78 W/kg; SAR (10g) = 0.940 W/kg;

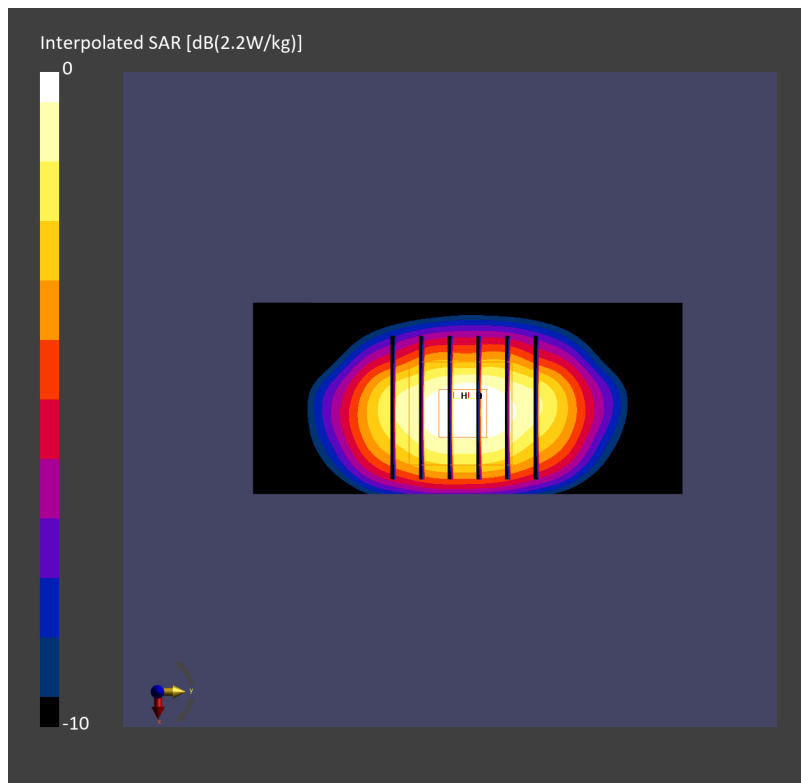
Pin=17.0dBm/Zoom Scan (30.0 mm x 30.0 mm x 30.0 mm): Measurement Grid: 6.0 mm x 6.0 mm x 1.5 mm

Power Drift = 0.02 dB

SAR (1g) = 1.81 W/kg; SAR (8g) = 1.03 W/kg; SAR (10g) = 0.944 W/kg

Smallest distance from peaks to all points 3 dB below = 9.6 mm

Ratio of SAR at M2 to SAR at M1 = 81.7 %



System Check_Head_2300MHz

DUT: D2300V2-1088

Communication System: CW; Frequency: 2300.000 MHz; Duty Cycle: 1:1

Medium: HSL_2300_240105 Medium parameters used: $f = 2300.000$ MHz; $\sigma = 1.64$ S/m; $\epsilon_r = 39.5$

Ambient Temperature: 23.6°C; Liquid Temperature: 22.6°C

DASY6 Configuration:

- Probe: EX3DV4 - SN7694; ConvF(7.85, 7.85, 7.85); Calibrated: 2023-10-26
- Sensor-Surface: 1.4 mm
- Electronics: DAE4ip Sn1800; Calibrated: 2023-05-31
- Phantom: ELI V8.0 (20deg probe tilt); Serial: 2204; Section: Flat
- Measurement Software: 16.2.4.2524
- UID: CW

Pin=17.0dBm/Area Scan (40.0 mm x 80.0 mm): Measurement Grid: 10.0 mm x 10.0 mm

SAR (1g) = 2.44 W/kg; SAR (10g) = 1.15 W/kg;

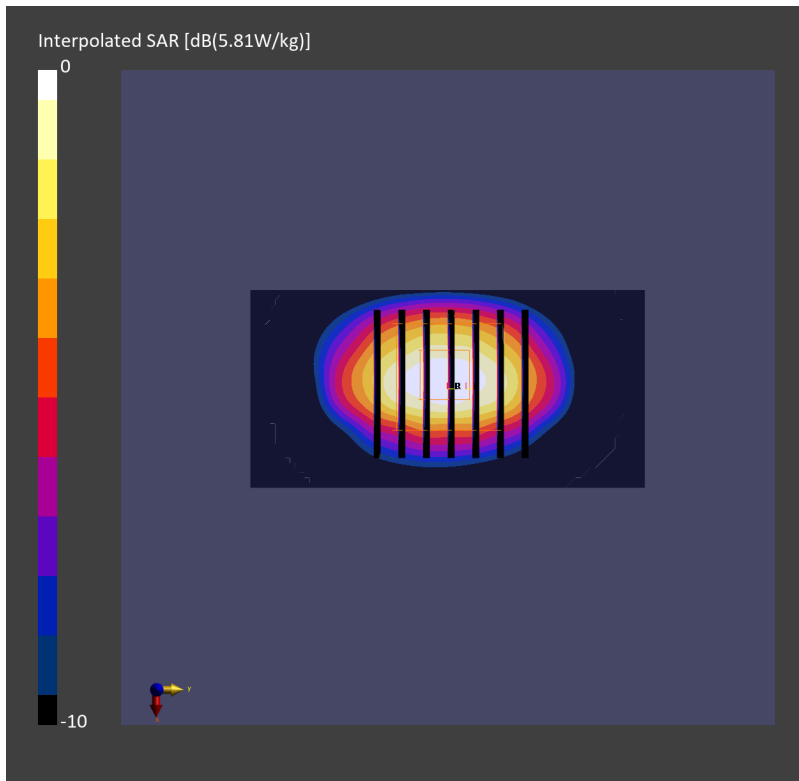
Pin=17.0dBm/Zoom Scan (30.0 mm x 30.0 mm x 30.0 mm): Measurement Grid: 5.0 mm x 5.0 mm x 1.5 mm

Power Drift = 0.10 dB

SAR (1g) = 2.56 W/kg; SAR (8g) = 1.32 W/kg; SAR (10g) = 1.20 W/kg

Smallest distance from peaks to all points 3 dB below = 8.6 mm

Ratio of SAR at M2 to SAR at M1 = 75.1 %



System Check_Head_2300MHz

DUT: D2300V2-1088

Communication System: CW; Frequency: 2300.000 MHz; Duty Cycle: 1:1

Medium: HSL_2300_240108 Medium parameters used: $f=2300.000$ MHz; $\sigma=1.73$ S/m; $\epsilon_r=38.8$

Ambient Temperature: 23.7°C; Liquid Temperature: 22.7°C

DASY6 Configuration:

- Probe: EX3DV4 - SN7791; ConvF(6.88, 7.66, 6.92); Calibrated: 2023-02-22
- Sensor-Surface: 1.4 mm
- Electronics: DAE4 Sn1424; Calibrated: 2023-12-07
- Phantom: ELI V8.0 (20deg probe tilt); Serial: 2055; Section: Flat
- Measurement Software: 16.2.4.2524
- UID: CW

Pin=17.0dBm/Area Scan (40.0 mm x 80.0 mm): Measurement Grid: 10.0 mm x 10.0 mm

SAR (1g) = 2.34 W/kg; SAR (10g) = 1.11 W/kg;

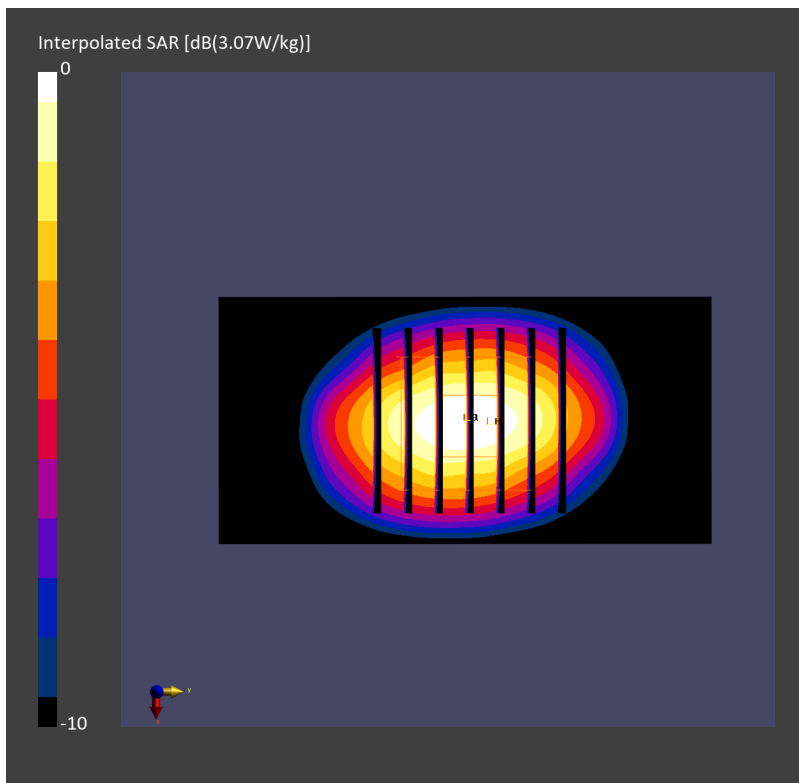
Pin=17.0dBm/Zoom Scan (30.0 mm x 30.0 mm x 30.0 mm): Measurement Grid: 5.0 mm x 5.0 mm x 1.5 mm

Power Drift = -0.01 dB

SAR (1g) = 2.34 W/kg; SAR (8g) = 1.24 W/kg; SAR (10g) = 1.12 W/kg

Smallest distance from peaks to all points 3 dB below = 9.0 mm

Ratio of SAR at M2 to SAR at M1 = 81.0 %



System Check_Head_2300MHz

DUT: D2300V2-1088

Communication System: CW; Frequency: 2300.000 MHz; Duty Cycle: 1:1

Medium: HSL_2300_240108 Medium parameters used: $f=2300.000$ MHz; $\sigma=1.64$ S/m; $\epsilon_r=40.1$

Ambient Temperature: 23.5°C; Liquid Temperature: 22.5°C

DASY6 Configuration:

- Probe: EX3DV4 - SN7793; ConvF(7.32, 7.11, 7.45); Calibrated: 2023-03-08
- Sensor-Surface: 1.4 mm
- Electronics: DAE4 Sn376; Calibrated: 2023-09-14
- Phantom: ELI V8.0-I; Serial: 2196-0mm; Section: Flat
- Measurement Software: 16.2.4.2524
- UID: CW

Pin=17.0dBm/Area Scan (40.0 mm x 80.0 mm): Measurement Grid: 10.0 mm x 10.0 mm

SAR (1g) = 2.43 W/kg; SAR (10g) = 1.14 W/kg;

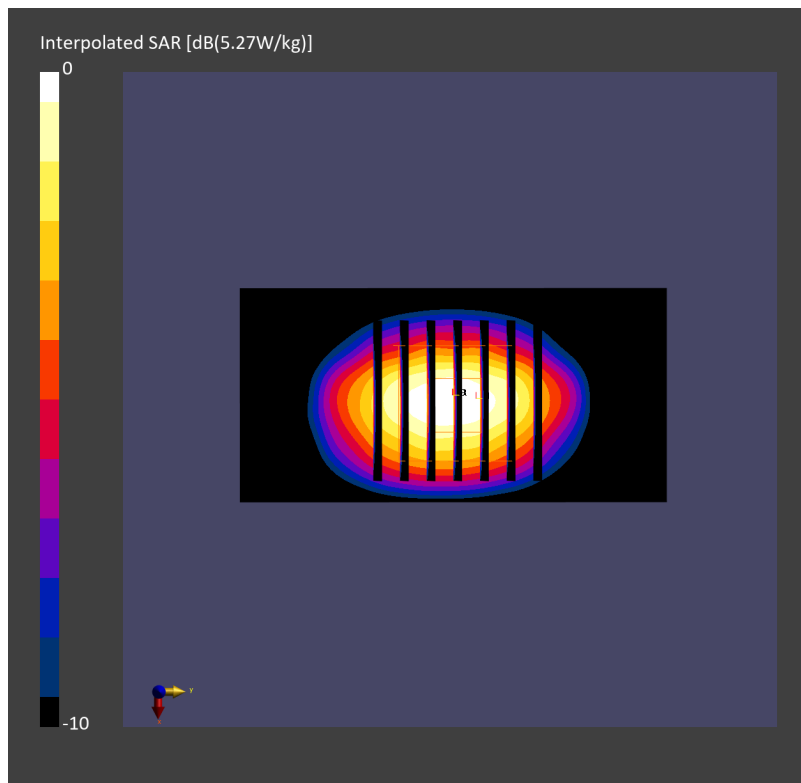
Pin=17.0dBm/Zoom Scan (30.0 mm x 30.0 mm x 30.0 mm): Measurement Grid: 5.0 mm x 5.0 mm x 1.5 mm

Power Drift = 0.09 dB

SAR (1g) = 2.54 W/kg; SAR (8g) = 1.31 W/kg; SAR (10g) = 1.19 W/kg

Smallest distance from peaks to all points 3 dB below = 8.3 mm

Ratio of SAR at M2 to SAR at M1 = 79.4 %



System Check_Head_2600MHz

DUT: D2600V2 - SN1078

Communication System: CW; Frequency: 2600.000 MHz; Duty Cycle: 1:1

Medium: HSL_2600_231231 Medium parameters used: $f=2600.000$ MHz; $\sigma=1.98$ S/m; $\epsilon_r=39.4$

Ambient Temperature: 23.6°C; Liquid Temperature: 22.6°C

DASY6 Configuration:

- Probe: EX3DV4 - SN7694; ConvF(7.47, 7.47, 7.47); Calibrated: 2023-10-26
- Sensor-Surface: 1.4 mm
- Electronics: DAE4ip Sn1800; Calibrated: 2023-05-31
- Phantom: ELI V8.0 (20deg probe tilt); Serial: 2204; Section: Flat
- Measurement Software: 16.2.4.2524
- UID: CW

Pin=17.0dBm/Area Scan (40.0 mm x 80.0 mm): Measurement Grid: 10.0 mm x 10.0 mm

SAR (1g) = 2.55 W/kg; SAR (10g) = 1.14 W/kg;

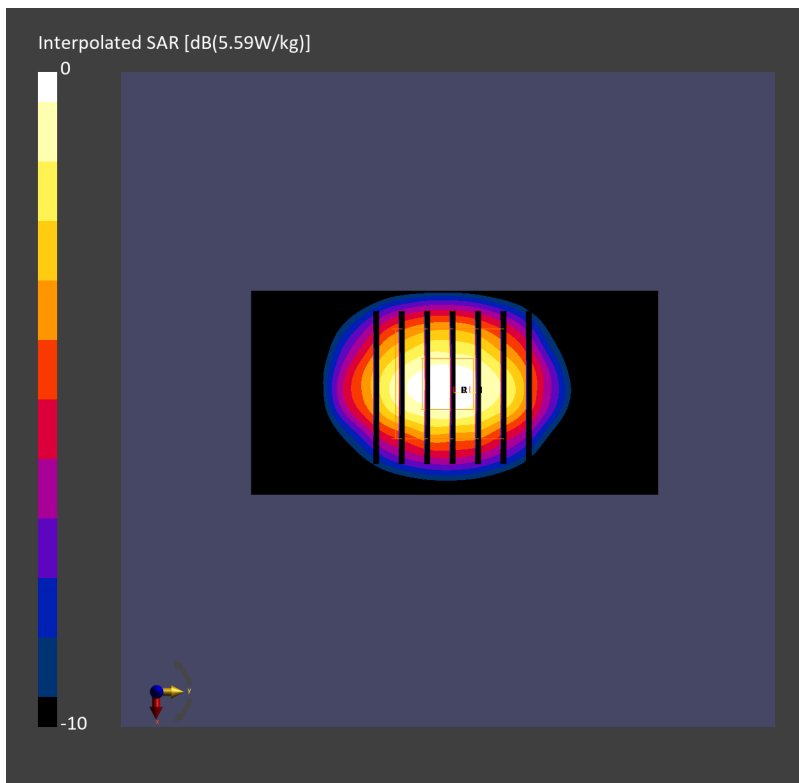
Pin=17.0dBm/Zoom Scan (30.0 mm x 30.0 mm x 30.0 mm): Measurement Grid: 5.0 mm x 5.0 mm x 1.5 mm

Power Drift = 0.00 dB

SAR (1g) = 2.60 W/kg; SAR (8g) = 1.30 W/kg; SAR (10g) = 1.17 W/kg

Smallest distance from peaks to all points 3 dB below = 9.0 mm

Ratio of SAR at M2 to SAR at M1 = 78.7 %



System Check_Head_2600MHz

DUT: D2600V2 - SN1078

Communication System: CW; Frequency: 2600.000 MHz; Duty Cycle: 1:1

Medium: HSL_2600_240108 Medium parameters used: $f = 2600.000$ MHz; $\sigma = 1.96$ S/m; $\epsilon_r = 38.2$

Ambient Temperature: 23.7°C; Liquid Temperature: 22.7°C

DASY6 Configuration:

- Probe: EX3DV4 - SN7791; ConvF(6.89, 7.46, 6.94); Calibrated: 2023-02-22
- Sensor-Surface: 1.4 mm
- Electronics: DAE4 Sn1424; Calibrated: 2023-12-07
- Phantom: ELI V8.0 (20deg probe tilt); Serial: 2055; Section: Flat
- Measurement Software: 16.2.4.2524
- UID: CW

Pin=17.0dBm/Area Scan (40.0 mm x 80.0 mm): Measurement Grid: 10.0 mm x 10.0 mm

SAR (1g) = 2.53 W/kg; SAR (10g) = 1.13 W/kg;

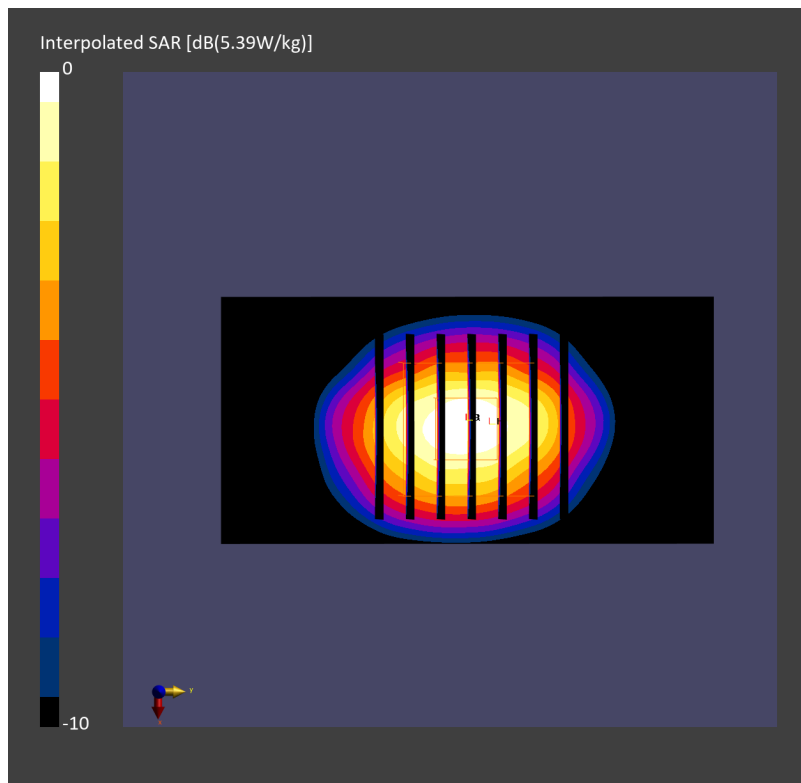
Pin=17.0dBm/Zoom Scan (30.0 mm x 30.0 mm x 30.0 mm): Measurement Grid: 5.0 mm x 5.0 mm x 1.5 mm

Power Drift = -0.01 dB

SAR (1g) = 2.57 W/kg; SAR (8g) = 1.28 W/kg; SAR (10g) = 1.16 W/kg

Smallest distance from peaks to all points 3 dB below = 8.6 mm

Ratio of SAR at M2 to SAR at M1 = 80.0 %



System Check_Head_2600MHz

DUT: D2600V2 - SN1078

Communication System: CW; Frequency: 2600.000 MHz; Duty Cycle: 1:1

Medium: HSL_2600_240108 Medium parameters used: $f=2600.000$ MHz; $\sigma=1.98$ S/m; $\epsilon_r=39.0$

Ambient Temperature: 23.5°C; Liquid Temperature: 22.5°C

DASY6 Configuration:

- Probe: EX3DV4 - SN7793; ConvF(7.1, 6.87, 7.24); Calibrated: 2023-03-08
- Sensor-Surface: 1.4 mm
- Electronics: DAE4 Sn376; Calibrated: 2023-09-14
- Phantom: ELI V8.0-I; Serial: 2196; Section: Flat
- Measurement Software: 16.2.4.2524
- UID: CW

Pin=17.0dBm/Area Scan (40.0 mm x 80.0 mm): Measurement Grid: 10.0 mm x 10.0 mm

SAR (1g) = 2.93 W/kg; SAR (10g) = 1.27 W/kg;

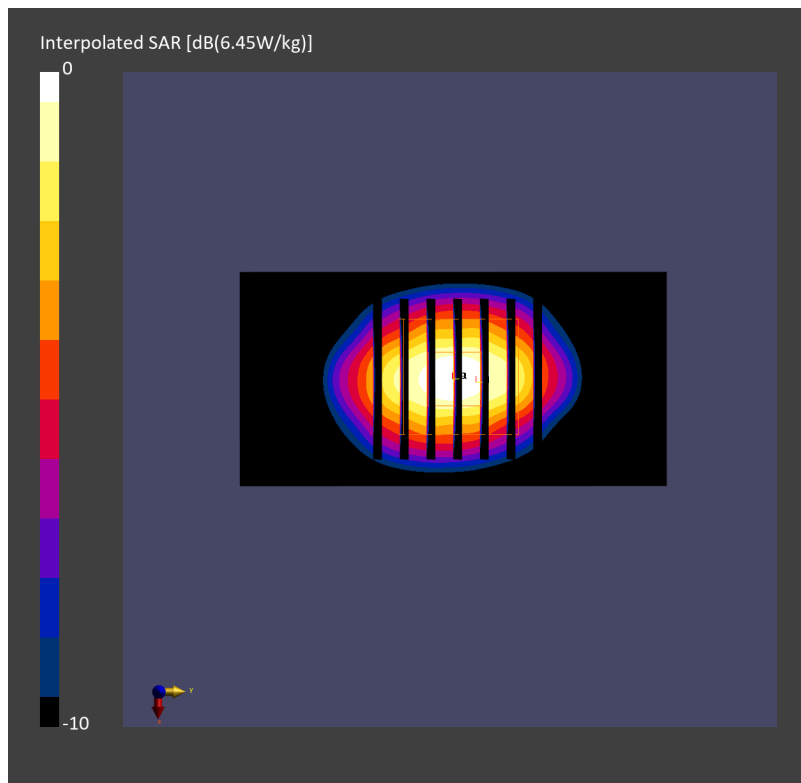
Pin=17.0dBm/Zoom Scan (30.0 mm x 30.0 mm x 30.0 mm): Measurement Grid: 5.0 mm x 5.0 mm x 1.5 mm

Power Drift = 0.00 dB

SAR (1g) = 2.97 W/kg; SAR (8g) = 1.47 W/kg; SAR (10g) = 1.32 W/kg

Smallest distance from peaks to all points 3 dB below = 8.1 mm

Ratio of SAR at M2 to SAR at M1 = 78.4 %



System Check_Head_3300MHz

DUT: D3300V2 - SN1034

Communication System: CW; Frequency: 3300.000 MHz; Duty Cycle: 1:1

Medium: HSL_3300_240110 Medium parameters used: $f=3300.000$ MHz; $\sigma=2.77$ S/m; $\epsilon_r=38.3$

Ambient Temperature: 23.4°C; Liquid Temperature: 22.4°C

DASY6 Configuration:

- Probe: EX3DV4 - SN7793; ConvF(6.43, 6.24, 6.58); Calibrated: 2023-03-08
- Sensor-Surface: 1.4 mm
- Electronics: DAE4 Sn376; Calibrated: 2023-09-14
- Phantom: ELI V8.0-I; Serial: 2196; Section: Flat
- Measurement Software: 16.2.4.2524
- UID: CW

Pin=17.0dBm/Area Scan (40.0 mm x 80.0 mm): Measurement Grid: 10.0 mm x 10.0 mm

SAR (1g) = 3.39 W/kg; SAR (10g) = 1.30 W/kg;

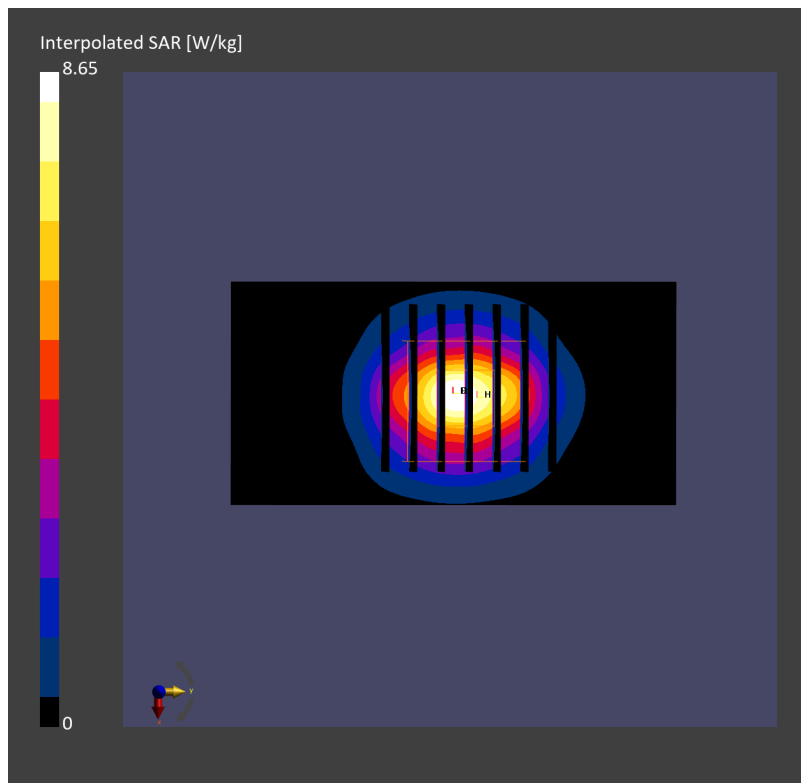
Pin=17.0dBm/Zoom Scan (28.0 mm x 28.0 mm x 28.0 mm): Measurement Grid: 5.0 mm x 5.0 mm x 1.4 mm

Power Drift = 0.03 dB

SAR (1g) = 3.51 W/kg; SAR (8g) = 1.54 W/kg; SAR (10g) = 1.36 W/kg

Smallest distance from peaks to all points 3 dB below = 8.1 mm

Ratio of SAR at M2 to SAR at M1 = 76.9 %



System Check_Head_3500MHz

DUT: D3500V2 - SN1036

Communication System: CW; Frequency: 3500.000 MHz; Duty Cycle: 1:1
Medium: HSL_3500_240101 Medium parameters used: $f=3500.000$ MHz; $\sigma=2.92$ S/m; $\epsilon_r=37.8$
Ambient Temperature: 23.6°C; Liquid Temperature: 22.6°C

DASY6 Configuration:

- Probe: EX3DV4 - SN7694; ConvF(6.87, 6.87, 6.87); Calibrated: 2023-10-26
- Sensor-Surface: 1.4 mm
- Electronics: DAE4ip Sn1800; Calibrated: 2023-05-31
- Phantom: ELI V8.0 (20deg probe tilt); Serial: 2204; Section: Flat
- Measurement Software: 16.2.4.2524
- UID: CW

Pin=17.0dBm/Area Scan (40.0 mm x 80.0 mm): Measurement Grid: 10.0 mm x 10.0 mm
SAR (1g) = 3.30 W/kg; SAR (10g) = 1.30 W/kg;

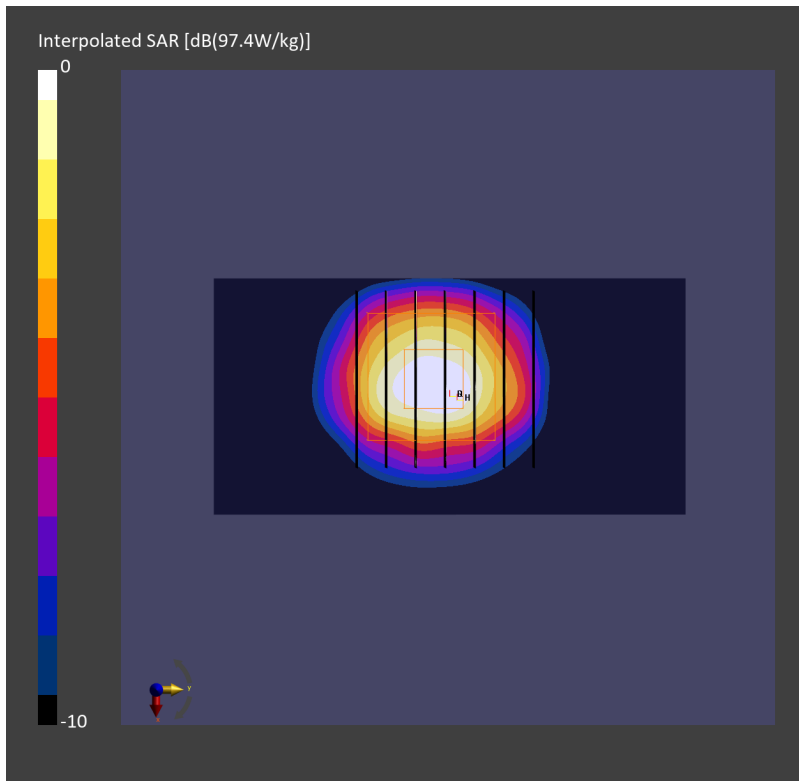
Pin=17.0dBm/Zoom Scan (28.0 mm x 28.0 mm x 28.0 mm): Measurement Grid: 5.0 mm x 5.0 mm x 1.4 mm

Power Drift = -0.04 dB

SAR (1g) = 3.57 W/kg; SAR (8g) = 1.53 W/kg; SAR (10g) = 1.35 W/kg

Smallest distance from peaks to all points 3 dB below = 8.1 mm

Ratio of SAR at M2 to SAR at M1 = 71.9 %



System Check_Head_3500MHz

DUT: D3500V2 - SN1036

Communication System: CW; Frequency: 3500.000 MHz; Duty Cycle: 1:1

Medium: HSL_3500_240109 Medium parameters used: $f=3500.000$ MHz; $\sigma=2.93$ S/m; $\epsilon_r=37.8$

Ambient Temperature: 23.5°C; Liquid Temperature: 22.5°C

DASY6 Configuration:

- Probe: EX3DV4 - SN7791; ConvF(6.07, 6.76, 6.09); Calibrated: 2023-02-22
- Sensor-Surface: 1.4 mm
- Electronics: DAE4 Sn1424; Calibrated: 2023-12-07
- Phantom: ELI V8.0 (20deg probe tilt); Serial: 2055; Section: Flat
- Measurement Software: 16.2.4.2524
- UID: CW

Pin=17.0dBm/Area Scan (40.0 mm x 80.0 mm): Measurement Grid: 10.0 mm x 10.0 mm

SAR (1g) = 3.10 W/kg; SAR (10g) = 1.19 W/kg;

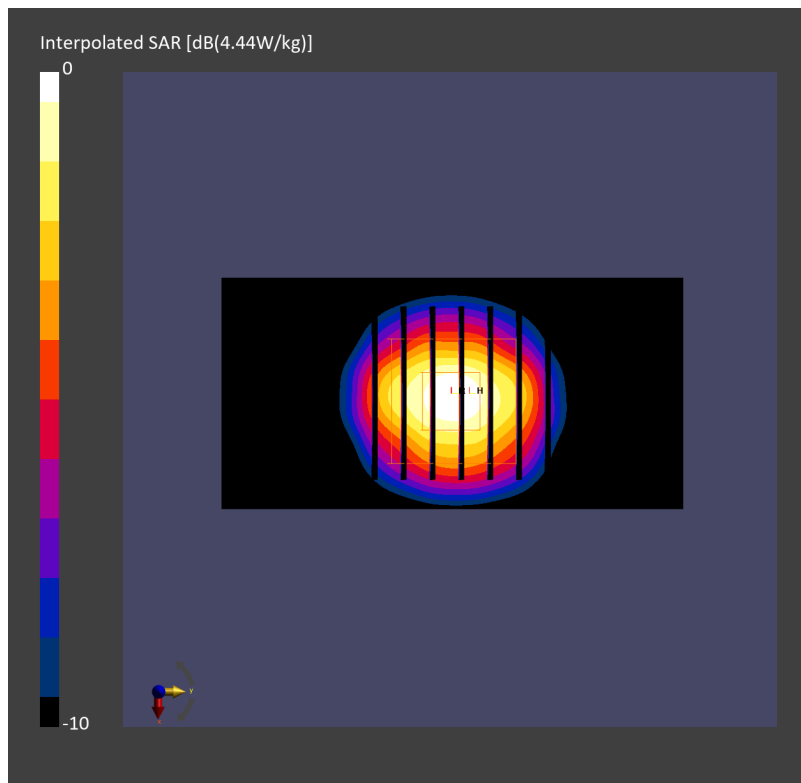
Pin=17.0dBm/Zoom Scan (28.0 mm x 28.0 mm x 28.0 mm): Measurement Grid: 5.0 mm x 5.0 mm x 1.4 mm

Power Drift = 0.01 dB

SAR (1g) = 3.14 W/kg; SAR (8g) = 1.36 W/kg; SAR (10g) = 1.21 W/kg

Smallest distance from peaks to all points 3 dB below = 8.1 mm

Ratio of SAR at M2 to SAR at M1 = 77.4 %



System Check_Head_3500MHz

DUT: D3500V2 - SN1036

Communication System: CW; Frequency: 3500.000 MHz; Duty Cycle: 1:1

Medium: HSL_3500_240110 Medium parameters used: $f=3500.000$ MHz; $\sigma=2.94$ S/m; $\epsilon_r=37.9$

Ambient Temperature: 23.4°C; Liquid Temperature: 22.4°C

DASY6 Configuration:

- Probe: EX3DV4 - SN7793; ConvF(6.18, 6.0, 6.31); Calibrated: 2023-03-08
- Sensor-Surface: 1.4 mm
- Electronics: DAE4 Sn376; Calibrated: 2023-09-14
- Phantom: ELI V8.0-I; Serial: 2196; Section: Flat
- Measurement Software: 16.2.4.2524
- UID: CW

Pin=17.0dBm/Area Scan (40.0 mm x 80.0 mm): Measurement Grid: 10.0 mm x 10.0 mm

SAR (1g) = 3.11 W/kg; SAR (10g) = 1.19 W/kg;

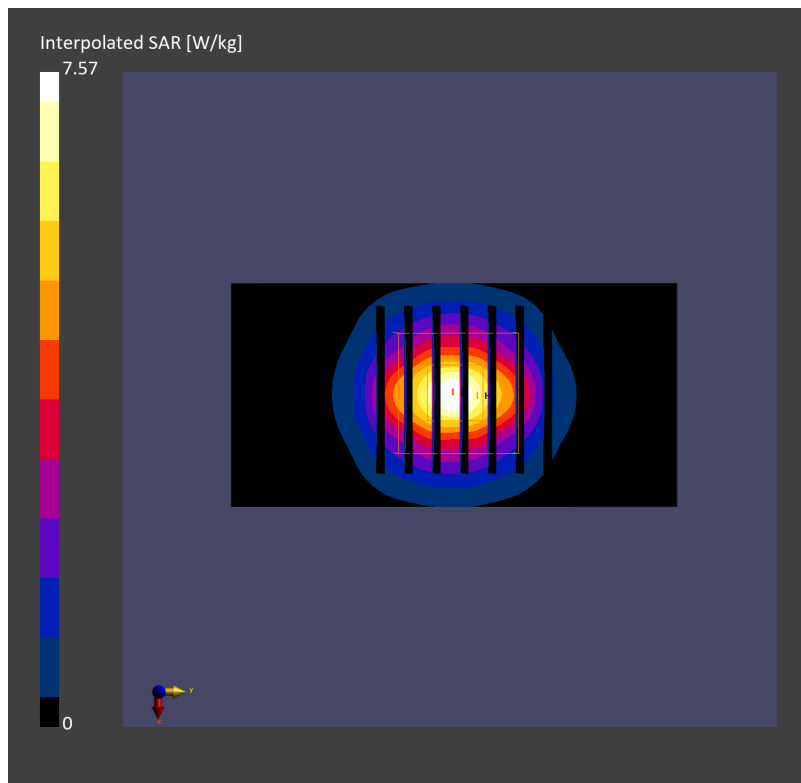
Pin=17.0dBm/Zoom Scan (28.0 mm x 28.0 mm x 28.0 mm): Measurement Grid: 5.0 mm x 5.0 mm x 1.4 mm

Power Drift = -0.02 dB

SAR (1g) = 3.13 W/kg; SAR (8g) = 1.38 W/kg; SAR (10g) = 1.22 W/kg

Smallest distance from peaks to all points 3 dB below = 8.6 mm

Ratio of SAR at M2 to SAR at M1 = 77.9 %



System Check_Head_3700MHz

DUT: D3700V2 - SN1006

Communication System: CW; Frequency: 3700.000 MHz; Duty Cycle: 1:1

Medium: HSL_3700_240102 Medium parameters used: $f=3700.000$ MHz; $\sigma=3.08$ S/m; $\epsilon_r=37.5$

Ambient Temperature: 23.6°C; Liquid Temperature: 22.6°C

DASY6 Configuration:

- Probe: EX3DV4 - SN7694; ConvF(6.83, 6.83, 6.83); Calibrated: 2023-10-26
- Sensor-Surface: 1.4 mm
- Electronics: DAE4ip Sn1800; Calibrated: 2023-05-31
- Phantom: ELI V8.0 (20deg probe tilt); Serial: 2204; Section: Flat
- Measurement Software: 16.2.4.2524
- UID: CW

Pin=17.0dBm/Area Scan (40.0 mm x 80.0 mm): Measurement Grid: 10.0 mm x 10.0 mm

SAR (1g) = 2.99 W/kg; SAR (10g) = 1.16 W/kg;

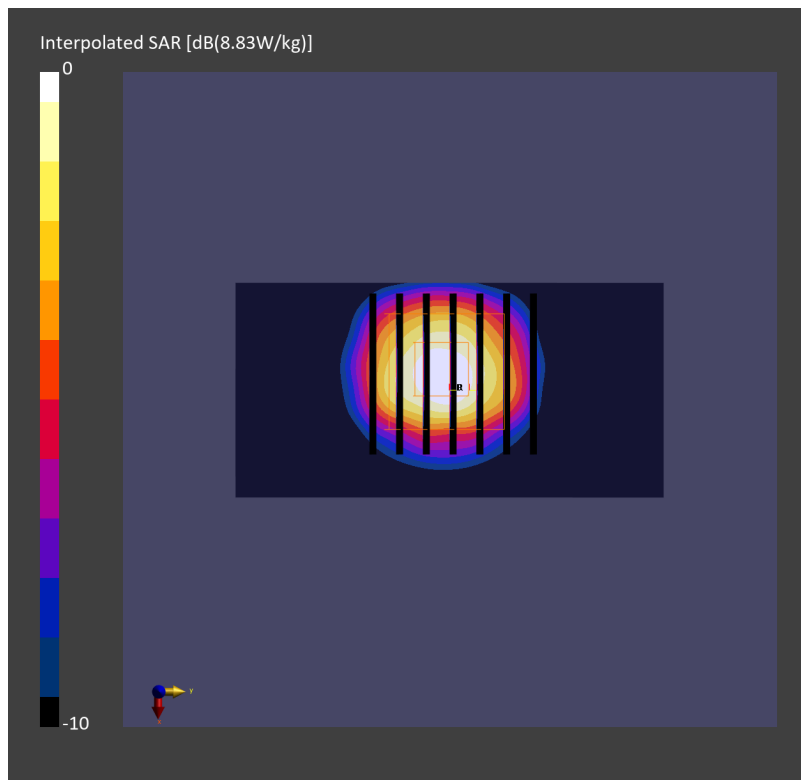
Pin=17.0dBm/Zoom Scan (28.0 mm x 28.0 mm x 28.0 mm): Measurement Grid: 5.0 mm x 5.0 mm x 1.4 mm

Power Drift = 0.00 dB

SAR (1g) = 3.26 W/kg; SAR (8g) = 1.38 W/kg; SAR (10g) = 1.22 W/kg

Smallest distance from peaks to all points 3 dB below = 8.1 mm

Ratio of SAR at M2 to SAR at M1 = 73.1 %



System Check_Head_3700MHz

DUT: D3700V2 - SN1006

Communication System: CW; Frequency: 3700.000 MHz; Duty Cycle: 1:1

Medium: HSL_3700_240104 Medium parameters used: $f=3700.000$ MHz; $\sigma=3.20$ S/m; $\epsilon_r=37.5$

Ambient Temperature: 23.3°C; Liquid Temperature: 22.3°C

DASY6 Configuration:

- Probe: EX3DV4 - SN7694; ConvF(6.83, 6.83, 6.83); Calibrated: 2023-10-26
- Sensor-Surface: 1.4 mm
- Electronics: DAE4ip Sn1800; Calibrated: 2023-05-31
- Phantom: ELI V8.0 (20deg probe tilt); Serial: 2204; Section: Flat
- Measurement Software: 16.2.4.2524
- UID: CW

Pin=17.0dBm/Area Scan (40.0 mm x 80.0 mm): Measurement Grid: 10.0 mm x 10.0 mm

SAR (1g) = 3.11 W/kg; SAR (10g) = 1.20 W/kg;

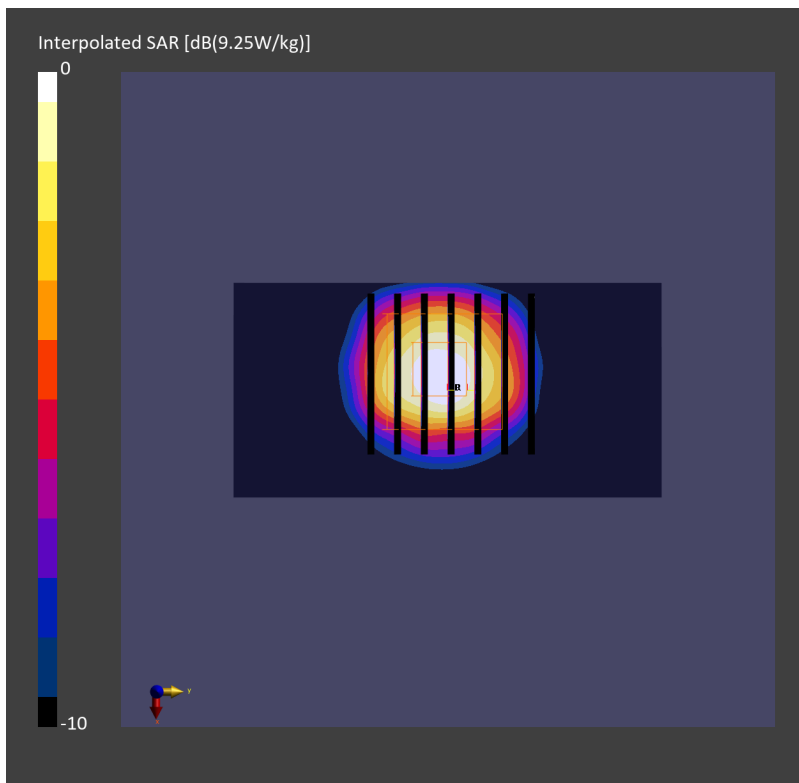
Pin=17.0dBm/Zoom Scan (28.0 mm x 28.0 mm x 28.0 mm): Measurement Grid: 5.0 mm x 5.0 mm x 1.4 mm

Power Drift = -0.02 dB

SAR (1g) = 3.38 W/kg; SAR (8g) = 1.43 W/kg; SAR (10g) = 1.26 W/kg

Smallest distance from peaks to all points 3 dB below = 8.1 mm

Ratio of SAR at M2 to SAR at M1 = 72.7 %



System Check_Head_3700MHz

DUT: D3700V2 - SN1006

Communication System: CW; Frequency: 3700.000 MHz; Duty Cycle: 1:1

Medium: HSL_3700_240110 Medium parameters used: $f=3700.000$ MHz; $\sigma=3.11$ S/m; $\epsilon_r=37.6$

Ambient Temperature: 23.4°C; Liquid Temperature: 22.4°C

DASY6 Configuration:

- Probe: EX3DV4 - SN7793; ConvF(6.15, 5.95, 6.26); Calibrated: 2023-03-08
- Sensor-Surface: 1.4 mm
- Electronics: DAE4 Sn376; Calibrated: 2023-09-14
- Phantom: ELI V8.0-I; Serial: 2196; Section: Flat
- Measurement Software: 16.2.4.2524
- UID: CW

Pin=17.0dBm/Area Scan (40.0 mm x 80.0 mm): Measurement Grid: 10.0 mm x 10.0 mm

SAR (1g) = 3.04 W/kg; SAR (10g) = 1.13 W/kg;

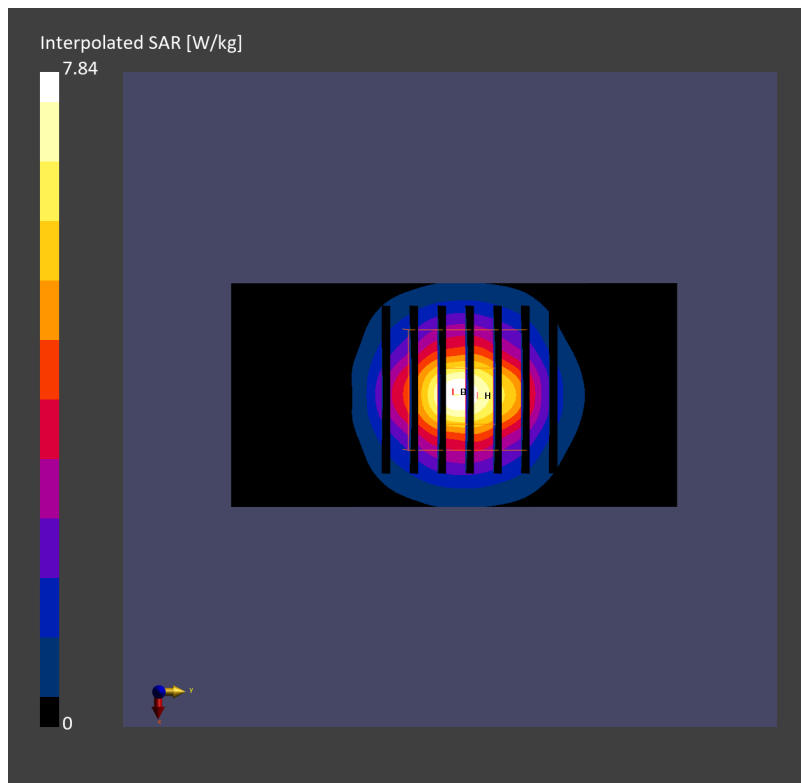
Pin=17.0dBm/Zoom Scan (28.0 mm x 28.0 mm x 28.0 mm): Measurement Grid: 5.0 mm x 5.0 mm x 1.4 mm

Power Drift = 0.02 dB

SAR (1g) = 3.06 W/kg; SAR (8g) = 1.31 W/kg; SAR (10g) = 1.16 W/kg

Smallest distance from peaks to all points 3 dB below = 8.6 mm

Ratio of SAR at M2 to SAR at M1 = 76.4 %



System Check_Head_3700MHz

DUT: D3700V2 - SN1006

Communication System: CW; Frequency: 3700.000 MHz; Duty Cycle: 1:1

Medium: HSL_3700_240113 Medium parameters used: $f=3700.000$ MHz; $\sigma=3.10$ S/m; $\epsilon_r=36.8$

Ambient Temperature: 23.3°C; Liquid Temperature: 22.3°C

DASY6 Configuration:

- Probe: EX3DV4 - SN7791; ConvF(6.16, 6.86, 6.18); Calibrated: 2023-02-22
- Sensor-Surface: 1.4 mm
- Electronics: DAE4 Sn1424; Calibrated: 2023-12-07
- Phantom: ELI V8.0 (20deg probe tilt); Serial: 2055; Section: Flat
- Measurement Software: 16.2.4.2524
- UID: CW

Pin=17.0dBm/Area Scan (40.0 mm x 80.0 mm): Measurement Grid: 10.0 mm x 10.0 mm

SAR (1g) = 3.03 W/kg; SAR (10g) = 1.11 W/kg;

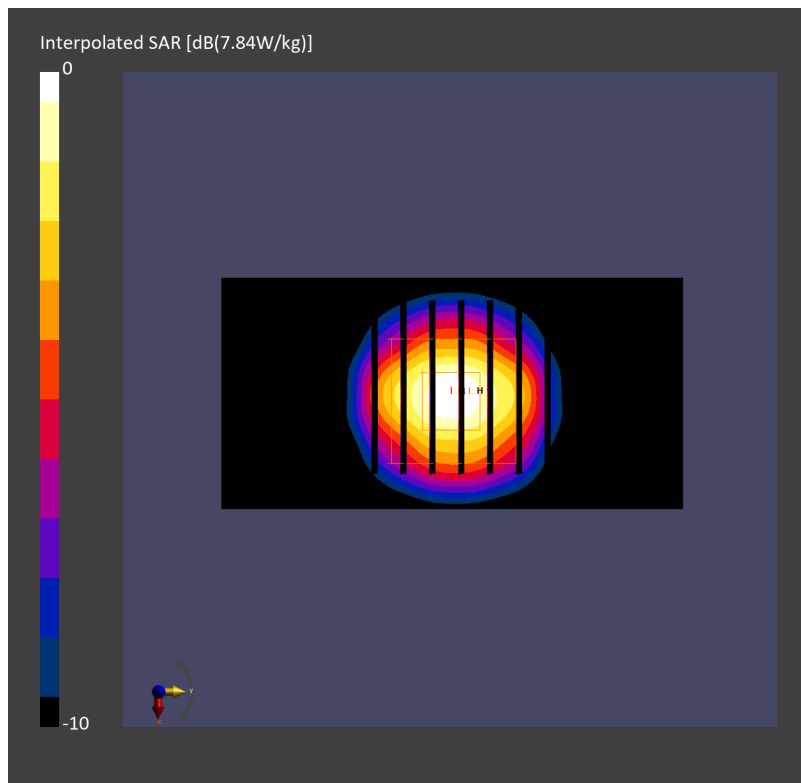
Pin=17.0dBm/Zoom Scan (28.0 mm x 28.0 mm x 28.0 mm): Measurement Grid: 5.0 mm x 5.0 mm x 1.4 mm

Power Drift = -0.08 dB

SAR (1g) = 3.09 W/kg; SAR (8g) = 1.31 W/kg; SAR (10g) = 1.16 W/kg

Smallest distance from peaks to all points 3 dB below = 8.3 mm

Ratio of SAR at M2 to SAR at M1 = 78.1 %



System Check_Head_3900MHz

DUT: D3900V2 - SN1092

Communication System: CW; Frequency: 3900.000 MHz; Duty Cycle: 1:1

Medium: HSL_3900_240104 Medium parameters used: $f=3900.000$ MHz; $\sigma=3.40$ S/m; $\epsilon_r=37.2$

Ambient Temperature: 23.3°C; Liquid Temperature: 22.3°C

DASY6 Configuration:

- Probe: EX3DV4 - SN7694; ConvF(6.76, 6.76, 6.76); Calibrated: 2023-10-26
- Sensor-Surface: 1.4 mm
- Electronics: DAE4ip Sn1800; Calibrated: 2023-05-31
- Phantom: ELI V8.0 (20deg probe tilt); Serial: 2204; Section: Flat
- Measurement Software: 16.2.4.2524
- UID: CW

Pin=17.0dBm/Area Scan (40.0 mm x 80.0 mm): Measurement Grid: 10.0 mm x 10.0 mm

SAR (1g) = 3.05 W/kg; SAR (10g) = 1.15 W/kg;

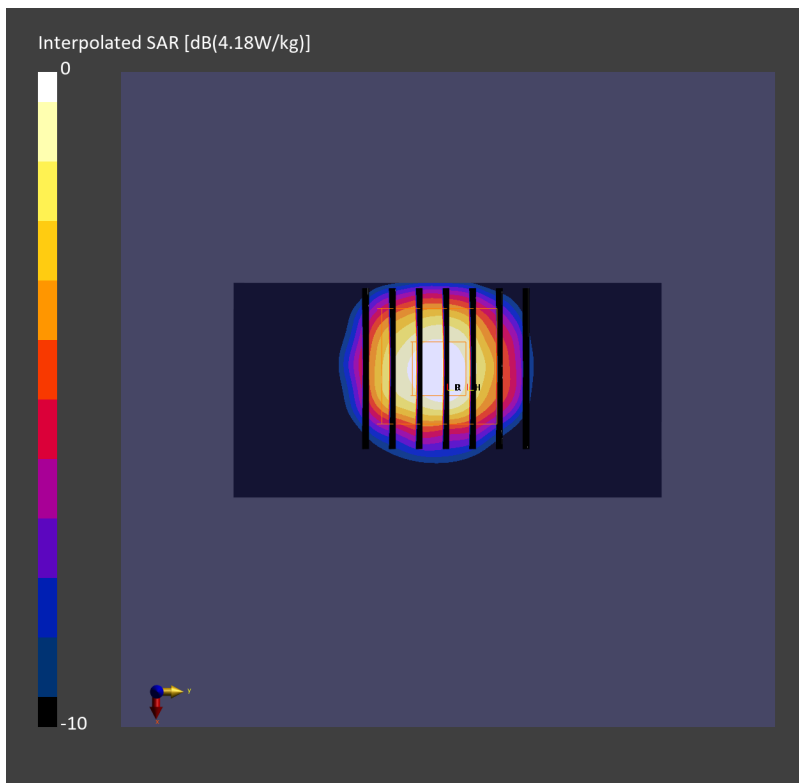
Pin=17.0dBm/Zoom Scan (28.0 mm x 28.0 mm x 28.0 mm): Measurement Grid: 5.0 mm x 5.0 mm x 1.4 mm

Power Drift = -0.02 dB

SAR (1g) = 3.43 W/kg; SAR (8g) = 1.38 W/kg; SAR (10g) = 1.20 W/kg

Smallest distance from peaks to all points 3 dB below = 8.1 mm

Ratio of SAR at M2 to SAR at M1 = 72.4 %



System Check_Head_3900MHz

DUT: D3900V2 - SN1092

Communication System: CW; Frequency: 3900.000 MHz; Duty Cycle: 1:1

Medium: HSL_3900_240110 Medium parameters used: $f=3900.000$ MHz; $\sigma=3.49$ S/m; $\epsilon_r=37.1$

Ambient Temperature: 23.4°C; Liquid Temperature: 22.4°C

DASY6 Configuration:

- Probe: EX3DV4 - SN7793; ConvF(5.97, 5.77, 6.09); Calibrated: 2023-03-08
- Sensor-Surface: 1.4 mm
- Electronics: DAE4 Sn376; Calibrated: 2023-09-14
- Phantom: ELI V8.0-I; Serial: 2196; Section: Flat
- Measurement Software: 16.2.4.2524
- UID: CW

Pin=17.0dBm/Area Scan (40.0 mm x 80.0 mm): Measurement Grid: 10.0 mm x 10.0 mm

SAR (1g) = 2.98 W/kg; SAR (10g) = 1.04 W/kg;

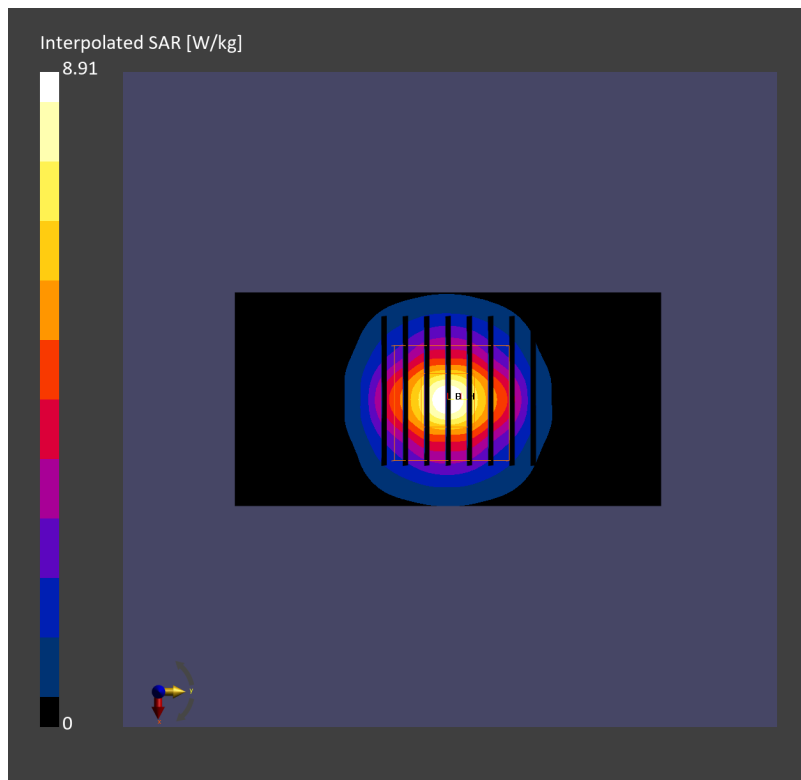
Pin=17.0dBm/Zoom Scan (25.0 mm x 25.0 mm x 25.0 mm): Measurement Grid: 4.0 mm x 4.0 mm x 1.4 mm

Power Drift = 0.01 dB

SAR (1g) = 3.17 W/kg; SAR (8g) = 1.29 W/kg; SAR (10g) = 1.13 W/kg

Smallest distance from peaks to all points 3 dB below = 8.1 mm

Ratio of SAR at M2 to SAR at M1 = 72.7 %



System Check_Head_3900MHz

DUT: D3900V2 - SN1092

Communication System: CW; Frequency: 3900.000 MHz; Duty Cycle: 1:1

Medium: HSL_3900_240113 Medium parameters used: $f=3900.000$ MHz; $\sigma=3.30$ S/m; $\epsilon_r=36.6$

Ambient Temperature: 23.3°C; Liquid Temperature: 22.3°C

DASY6 Configuration:

- Probe: EX3DV4 - SN7791; ConvF(5.83, 6.5, 5.84); Calibrated: 2023-02-22
- Sensor-Surface: 1.4 mm
- Electronics: DAE4 Sn1424; Calibrated: 2023-12-07
- Phantom: ELI V8.0 (20deg probe tilt); Serial: 2055; Section: Flat
- Measurement Software: 16.2.4.2524
- UID: CW

Pin=17.0dBm/Area Scan (40.0 mm x 80.0 mm): Measurement Grid: 10.0 mm x 10.0 mm

SAR (1g) = 3.14 W/kg; SAR (10g) = 1.10 W/kg;

Pin=17.0dBm/Zoom Scan (28.0 mm x 28.0 mm x 28.0 mm): Measurement Grid: 5.0 mm x 5.0 mm x 1.4 mm

Power Drift = -0.00 dB

SAR (1g) = 3.22 W/kg; SAR (8g) = 1.31 W/kg; SAR (10g) = 1.15 W/kg

Smallest distance from peaks to all points 3 dB below = 8.0 mm

Ratio of SAR at M2 to SAR at M1 = 72.8 %

