

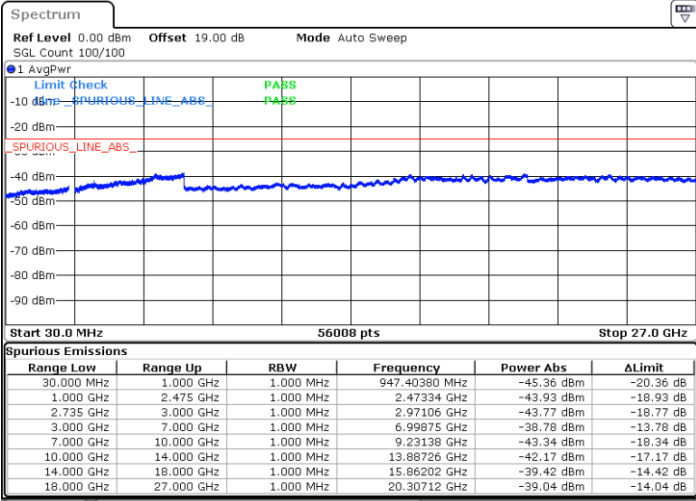


LTE Band 41C / 10MHz+15MHz

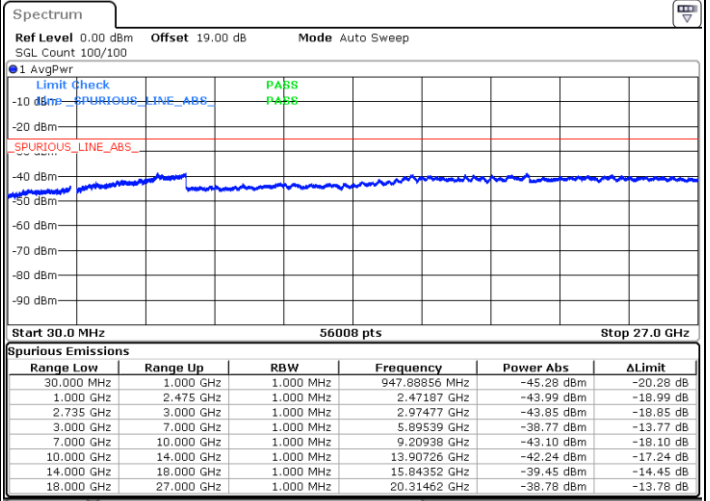
64QAM

Highest Channel / 1RB0 and 1RB74

Highest Channel / 1RB49 and 1RB0



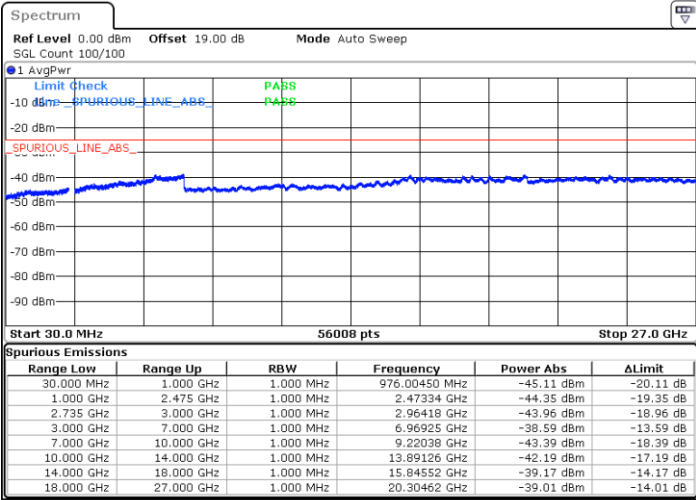
Date: 28.DEC.2020 16:49:57



Date: 28.DEC.2020 16:58:16

Highest Channel / FullIRB

N/A



Date: 28.DEC.2020 16:46:39

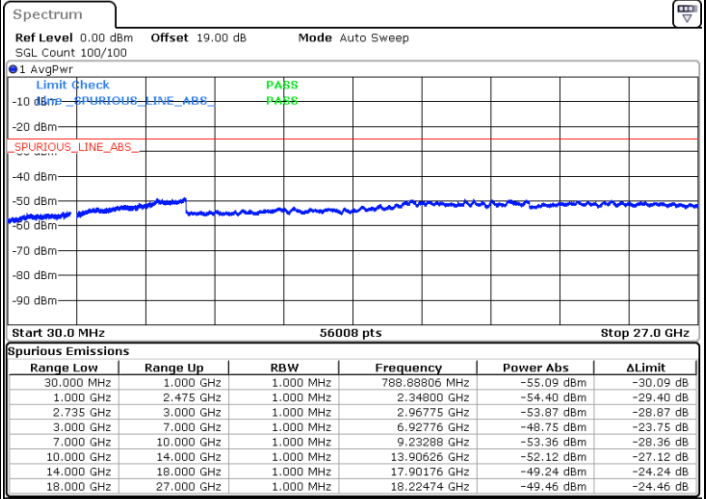
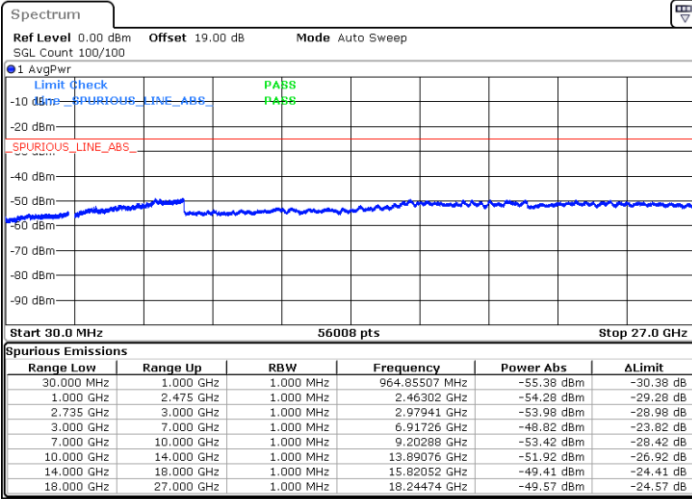


LTE Band 41C / 10MHz+20MHz

64QAM

Lowest Channel / 1RB0 and 1RB99

Lowest Channel / 1RB49 and 1RB0

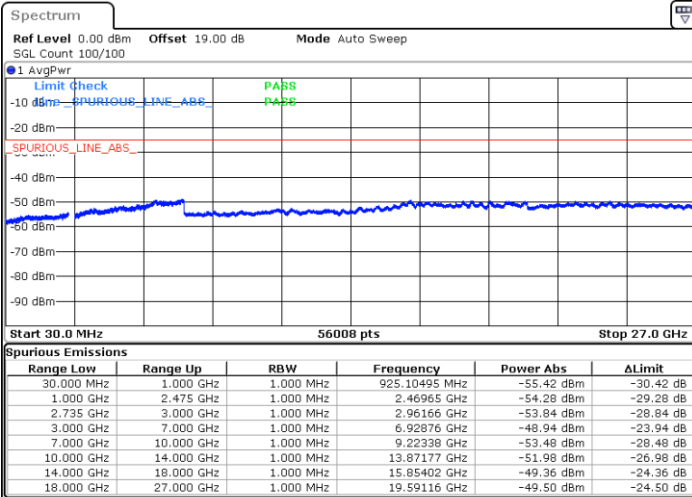


Date: 29.DEC.2020 11:17:41

Date: 29.DEC.2020 11:37:24

Lowest Channel / FullRB

N/A



Date: 29.DEC.2020 11:14:48

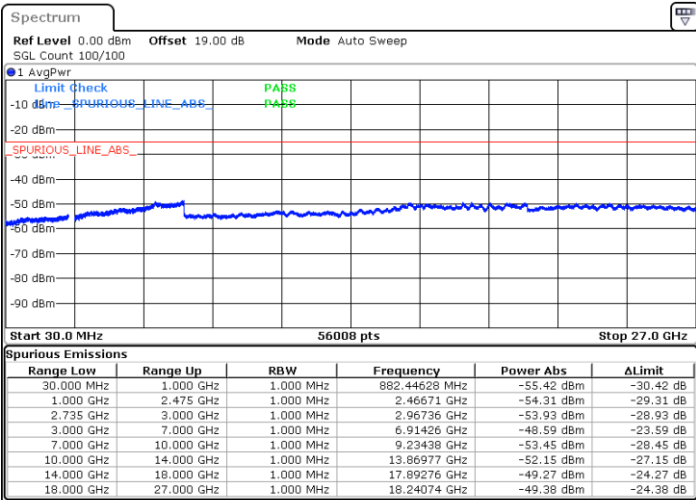


LTE Band 41C / 10MHz+20MHz

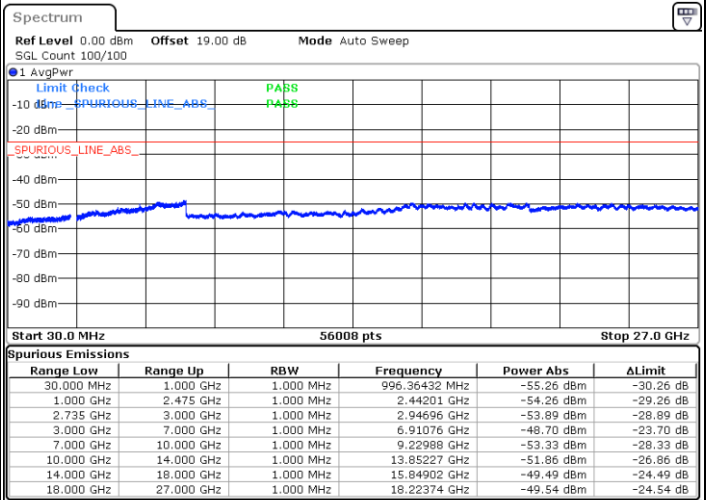
64QAM

Middle Channel / 1RB0 and 1RB9

Middle Channel / 1RB49 and 1RB0



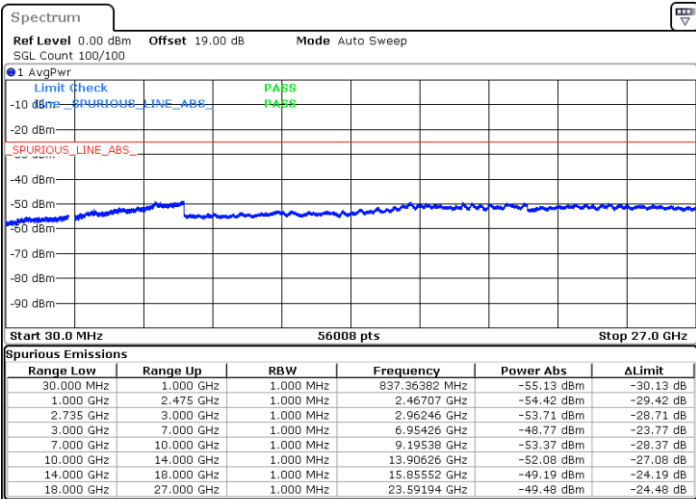
Date: 29.DEC.2020 11:50:52



Date: 29.DEC.2020 11:42:04

Middle Channel / FullIRB

N/A



Date: 29.DEC.2020 11:51:53

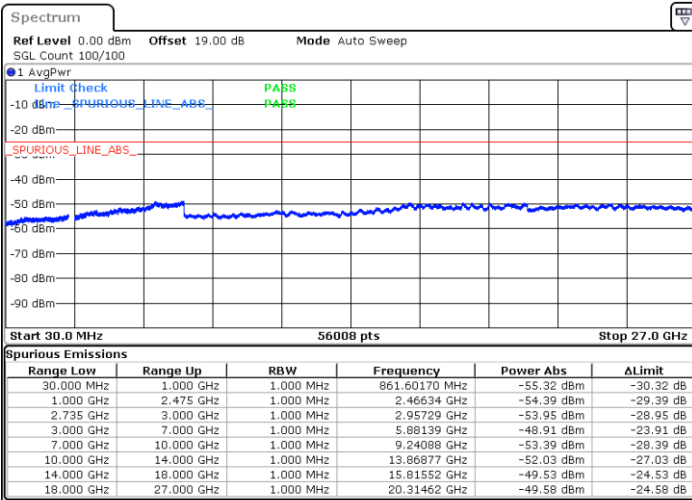


LTE Band 41C / 10MHz+20MHz

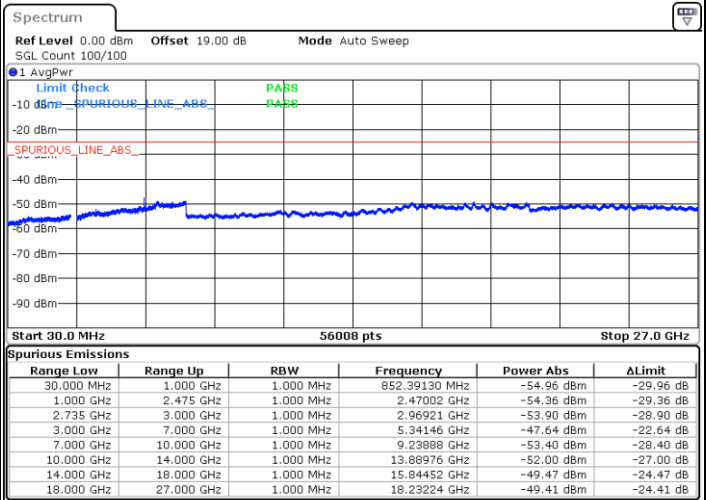
64QAM

Highest Channel / 1RB0 and 1RB99

Highest Channel / 1RB49 and 1RB0



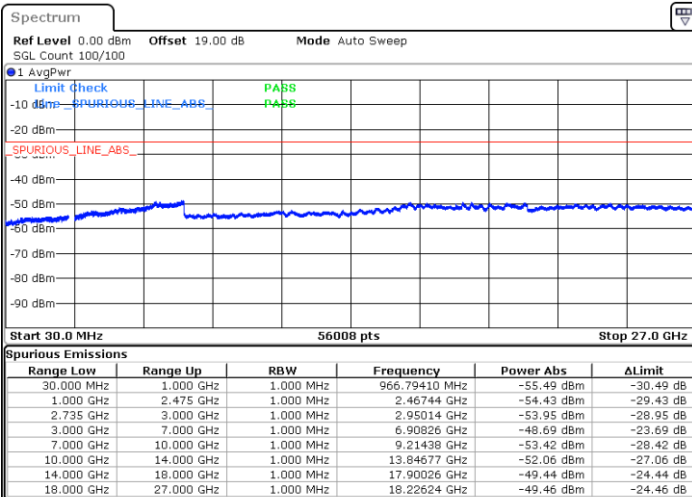
Date: 29.DEC.2020 13:46:02



Date: 29.DEC.2020 13:54:32

Highest Channel / FullIRB

N/A



Date: 29.DEC.2020 13:42:16

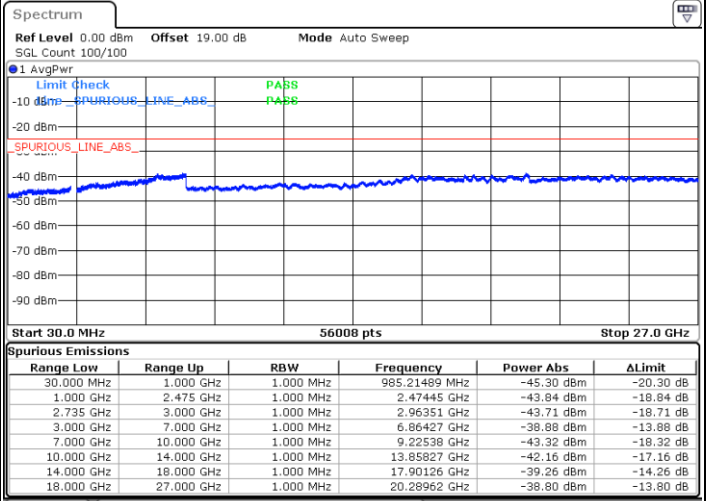
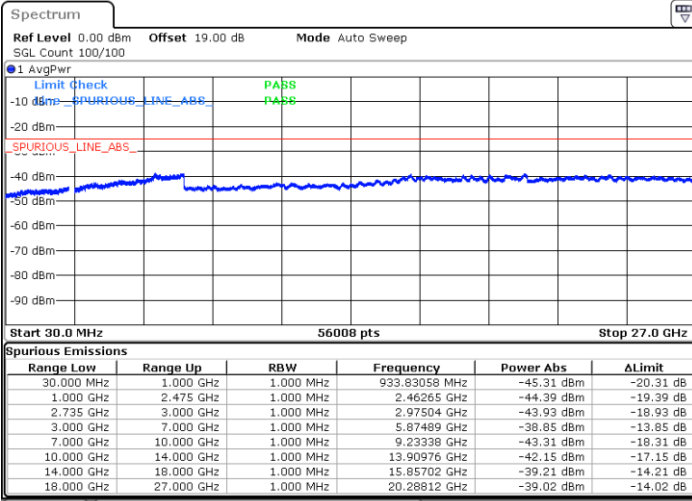


LTE Band 41C / 15MHz+10MHz

64QAM

Lowest Channel / 1RB0 and 1RB49

Lowest Channel / 1RB74 and 1RB0

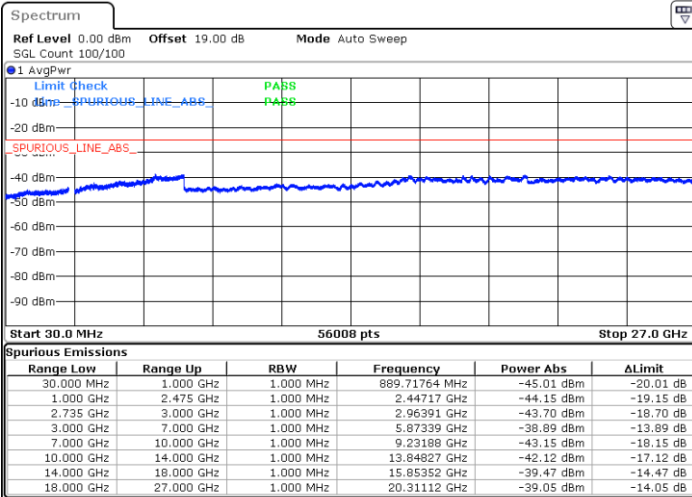


Date: 28.DEC.2020 17:15:55

Date: 28.DEC.2020 17:18:21

Lowest Channel / FullRB

N/A



Date: 28.DEC.2020 17:03:04

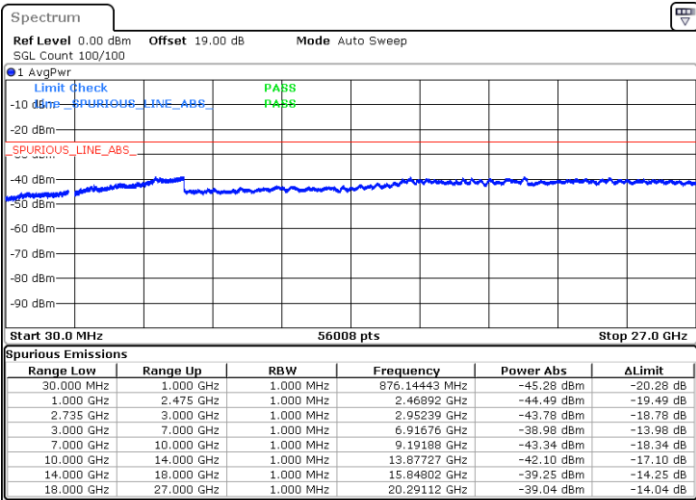


LTE Band 41C / 15MHz+10MHz

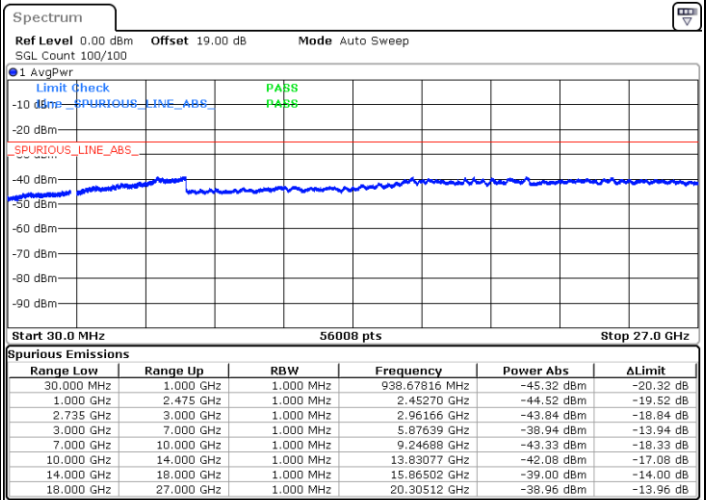
64QAM

Middle Channel / 1RB0 and 1RB49

Middle Channel / 1RB74 and 1RB0



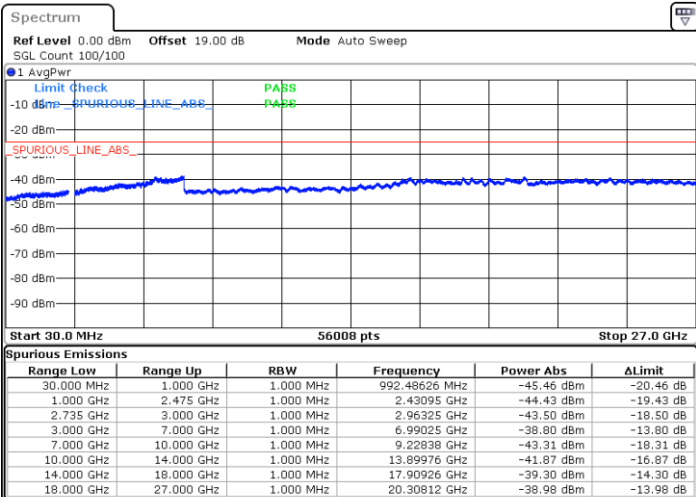
Date: 29.DEC.2020 00:50:14



Date: 29.DEC.2020 00:51:36

Middle Channel / FullIRB

N/A



Date: 29.DEC.2020 00:44:28

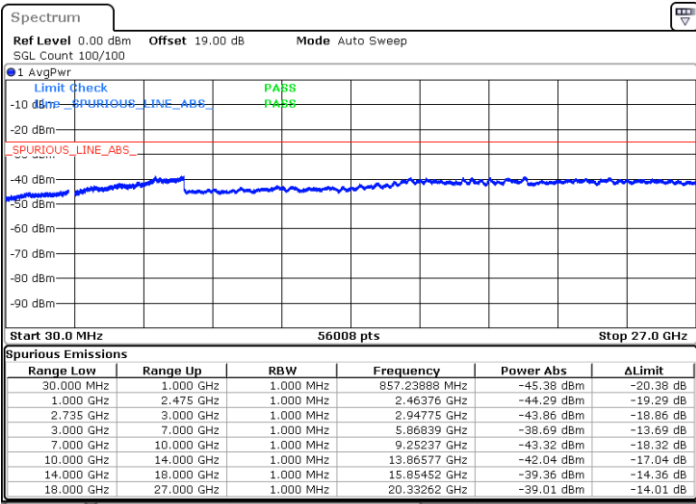


LTE Band 41C / 15MHz+10MHz

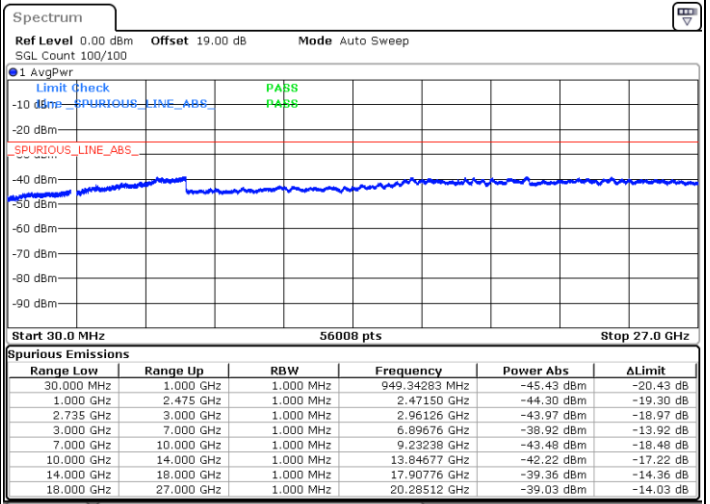
64QAM

Highest Channel / 1RB0 and 1RB49

Highest Channel / 1RB74 and 1RB0



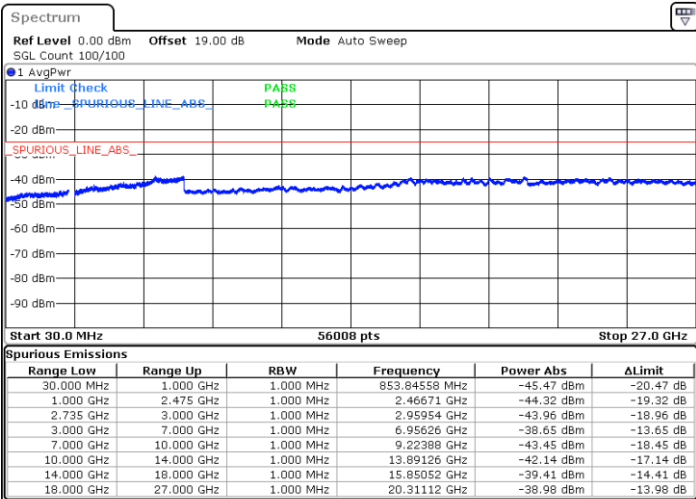
Date: 29.DEC.2020 01:08:18



Date: 29.DEC.2020 01:04:56

Highest Channel / FullIRB

N/A



Date: 29.DEC.2020 01:27:06

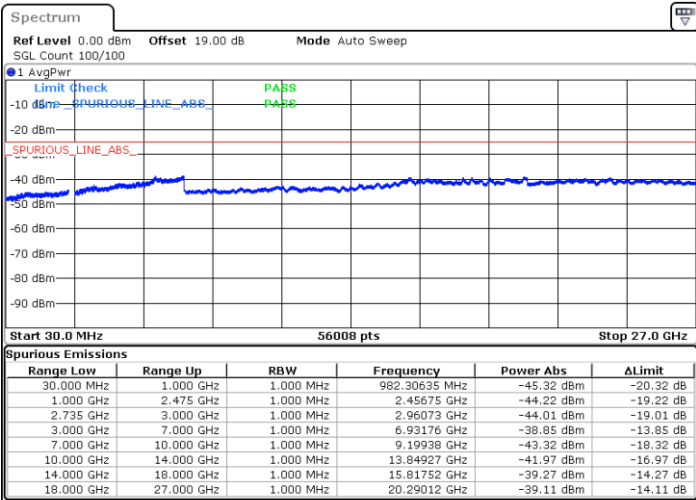


LTE Band 41C / 15MHz+15MHz

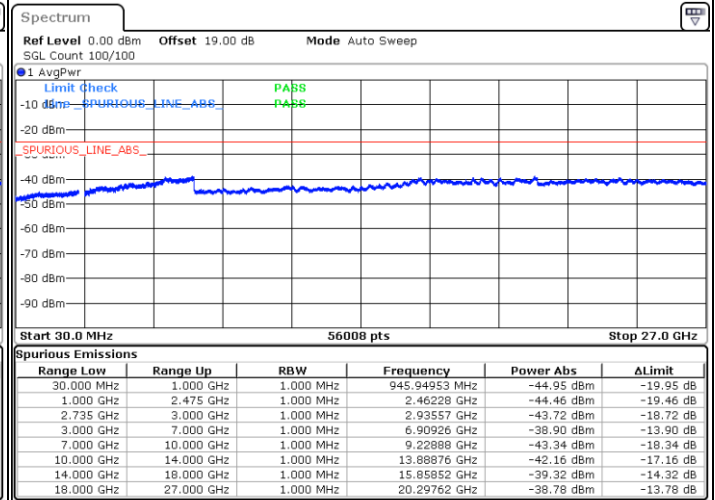
64QAM

Lowest Channel / 1RB0 and 1RB74

Lowest Channel / 1RB74 and 1RB0



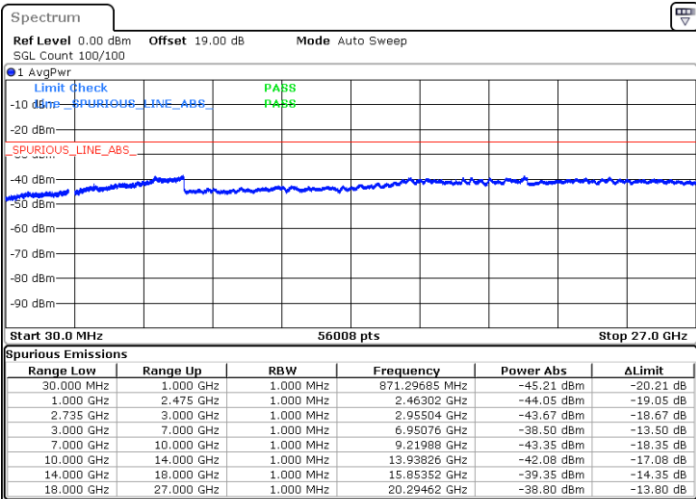
Date: 30.DEC.2020 10:24:36



Date: 30.DEC.2020 10:25:54

Lowest Channel / FullRB

N/A



Date: 30.DEC.2020 08:47:21

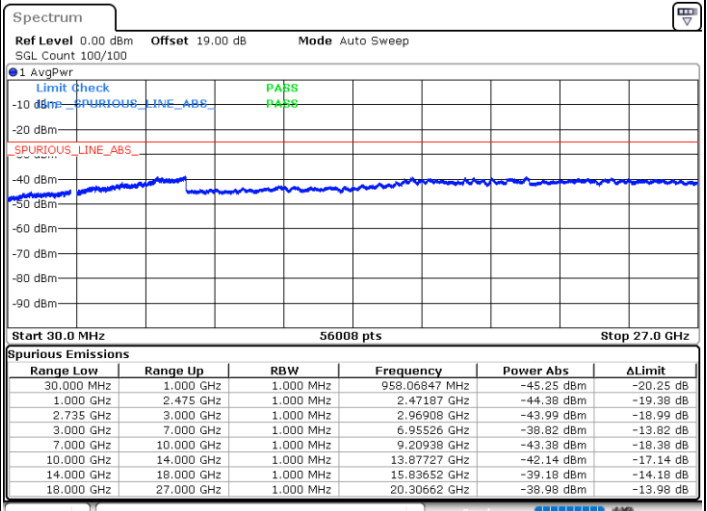
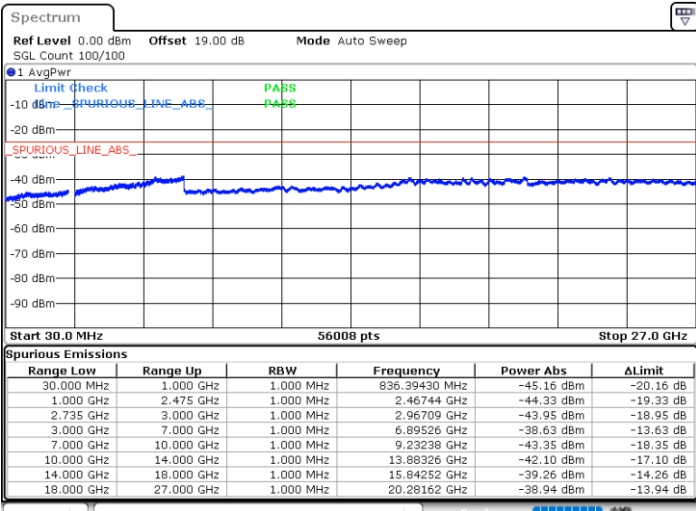


LTE Band 41C / 15MHz+15MHz

64QAM

Middle Channel / 1RB0 and 1RB74

Middle Channel / 1RB74 and 1RB0

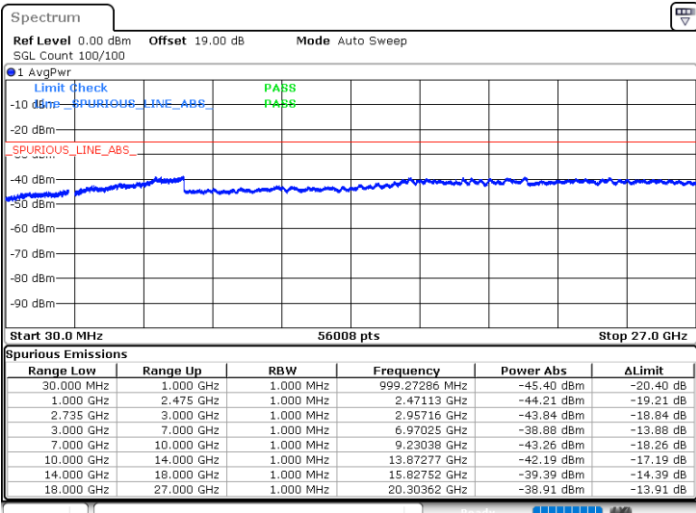


Date: 30.DEC.2020 10:49:48

Date: 30.DEC.2020 10:51:32

Middle Channel / FullIRB

N/A



Date: 30.DEC.2020 10:40:53

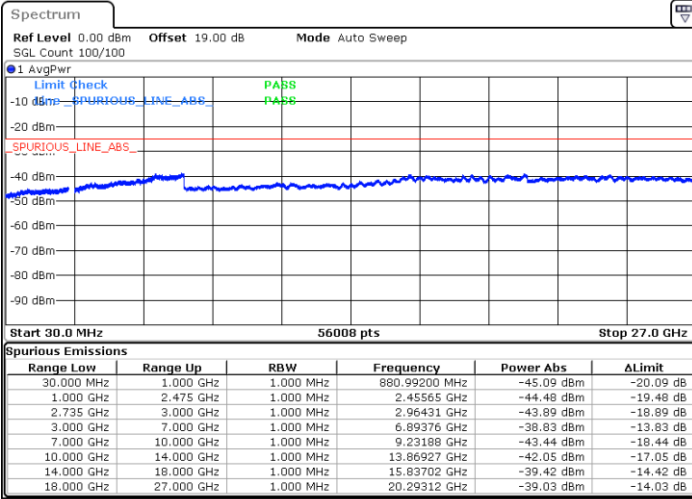


LTE Band 41C / 15MHz+15MHz

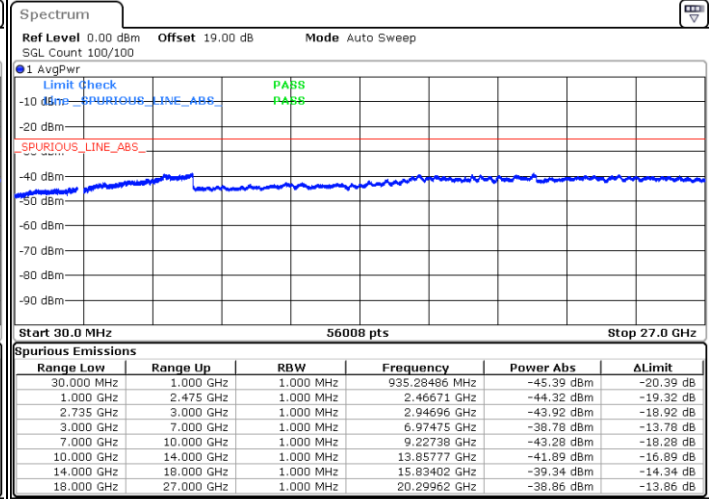
64QAM

Highest Channel / 1RB0 and 1RB74

Highest Channel / 1RB74 and 1RB0



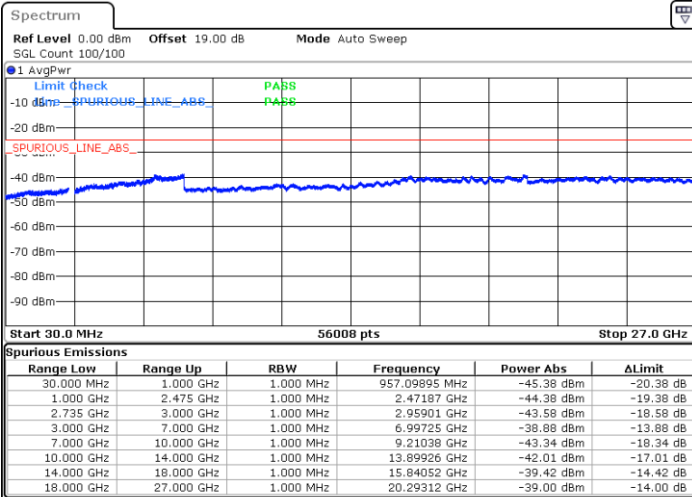
Date: 30.DEC.2020 11:10:18



Date: 30.DEC.2020 11:13:29

Highest Channel / FullIRB

N/A



Date: 30.DEC.2020 10:59:40

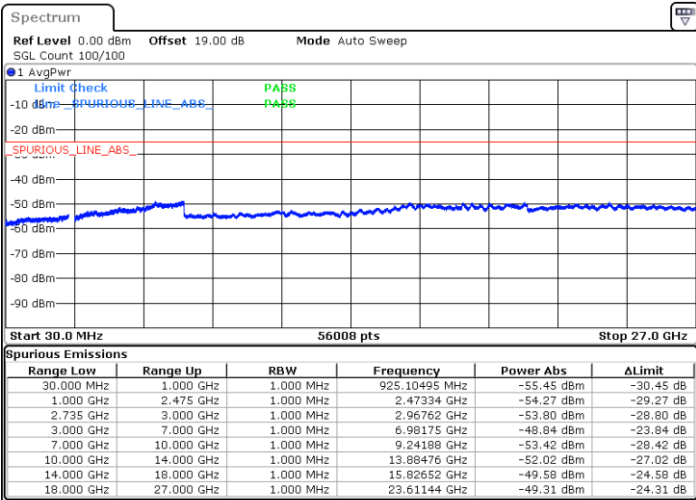


LTE Band 41C / 15MHz+20MHz

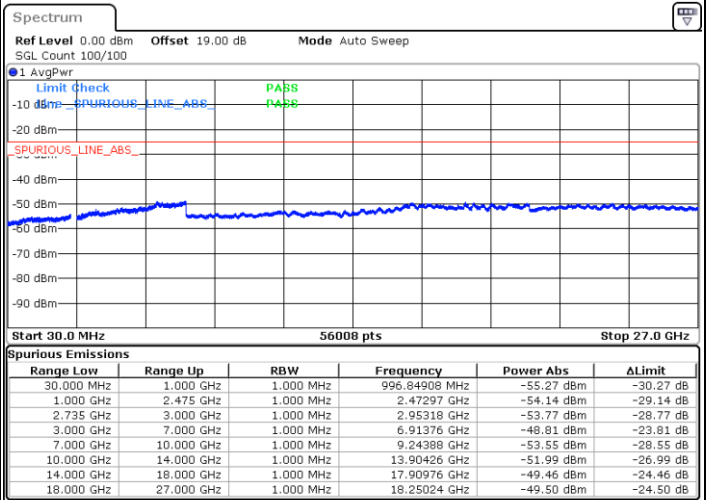
64QAM

Lowest Channel / 1RB0 and 1RB99

Lowest Channel / 1RB74 and 1RB0



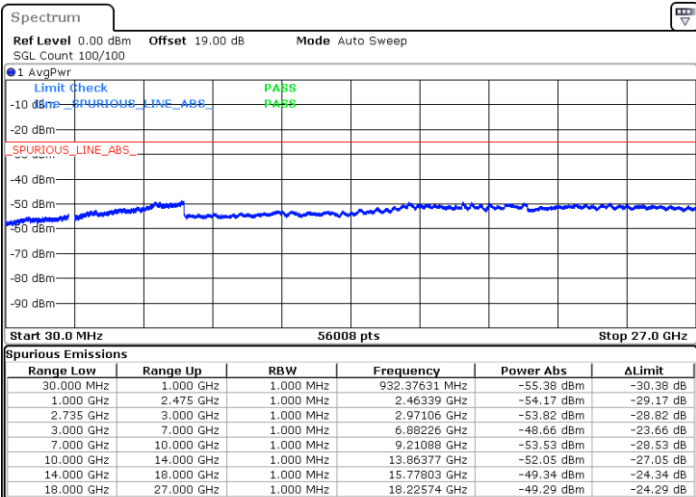
Date: 30.DEC.2020 11:54:43



Date: 30.DEC.2020 13:42:50

Lowest Channel / FullRB

N/A



Date: 30.DEC.2020 11:31:28

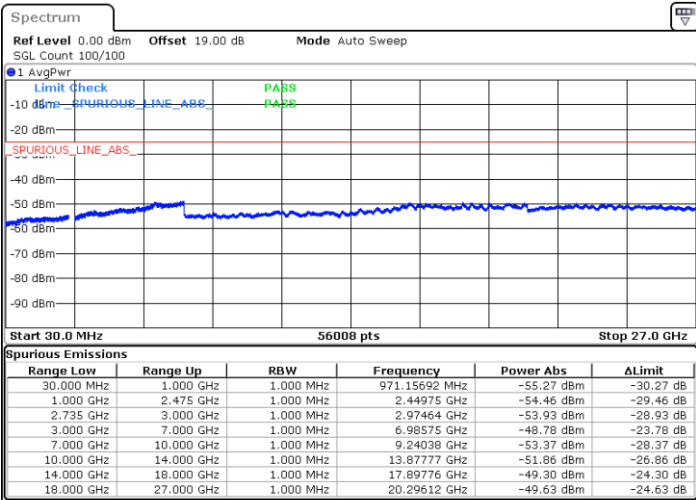


LTE Band 41C / 15MHz+20MHz

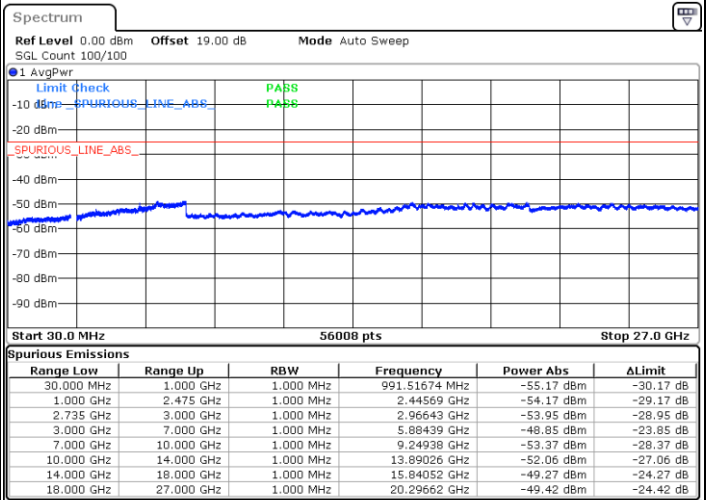
64QAM

Middle Channel / 1RB0 and 1RB9

Middle Channel / 1RB74 and 1RB0



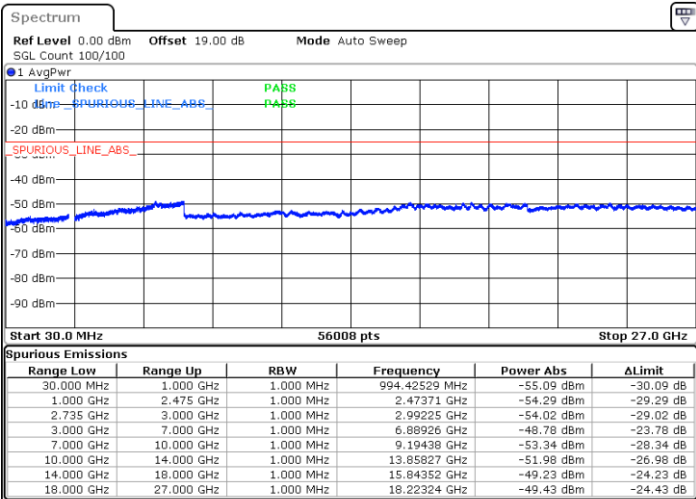
Date: 30.DEC.2020 14:19:45



Date: 30.DEC.2020 14:21:40

Middle Channel / FullIRB

N/A



Date: 30.DEC.2020 13:56:14

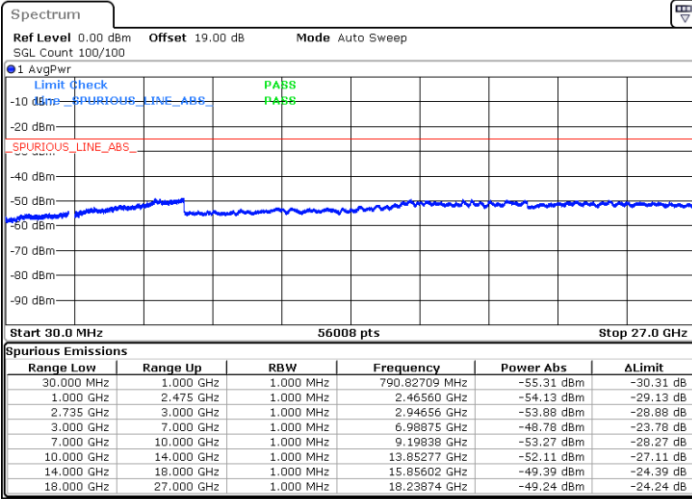


LTE Band 41C / 15MHz+20MHz

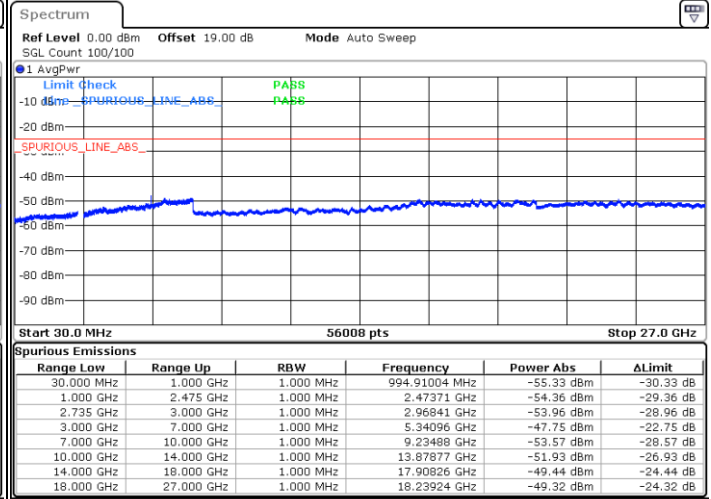
64QAM

Highest Channel / 1RB0 and 1RB99

Highest Channel / 1RB74 and 1RB0



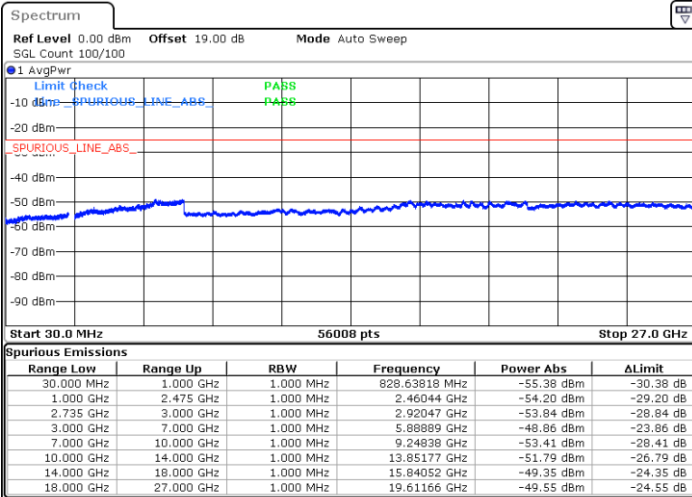
Date: 30.DEC.2020 14:53:05



Date: 30.DEC.2020 14:54:34

Highest Channel / FullIRB

N/A



Date: 30.DEC.2020 14:43:46

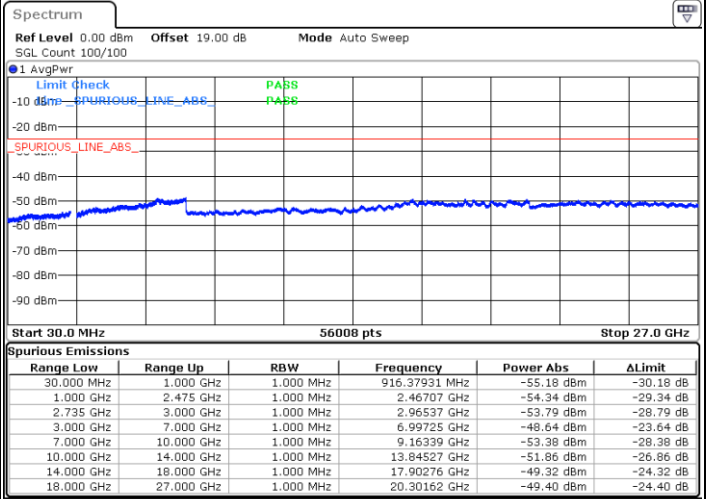
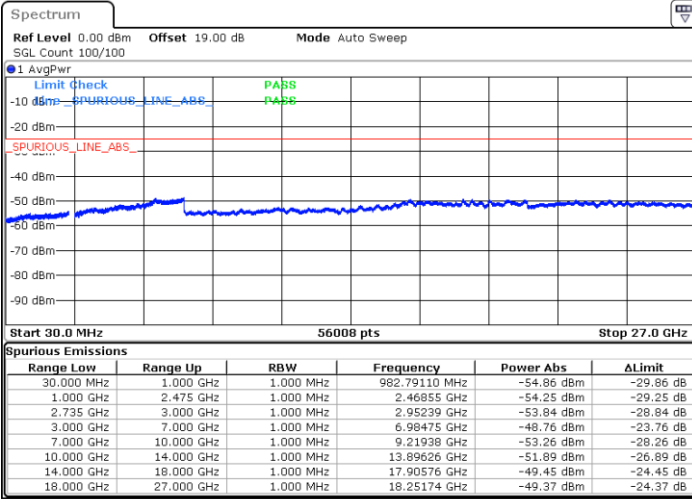


LTE Band 41C / 20MHz+5MHz

64QAM

Lowest Channel / 1RB0 and 1RB24

Lowest Channel / 1RB99 and 1RB0

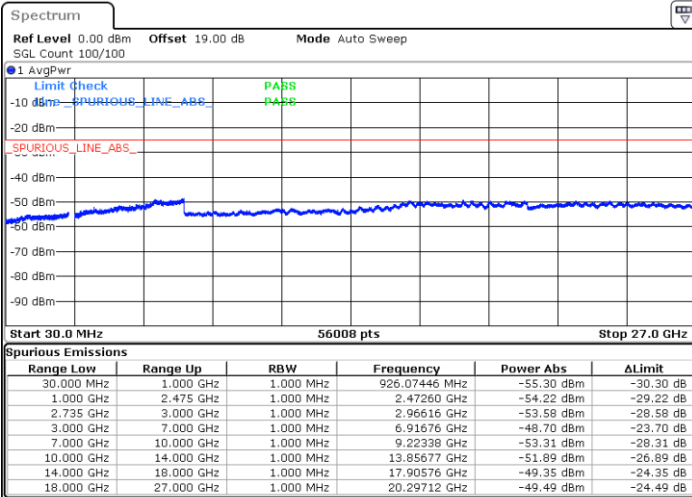


Date: 27.DEC.2020 17:23:50

Date: 27.DEC.2020 17:57:55

Lowest Channel / FullRB

N/A



Date: 27.DEC.2020 16:52:05

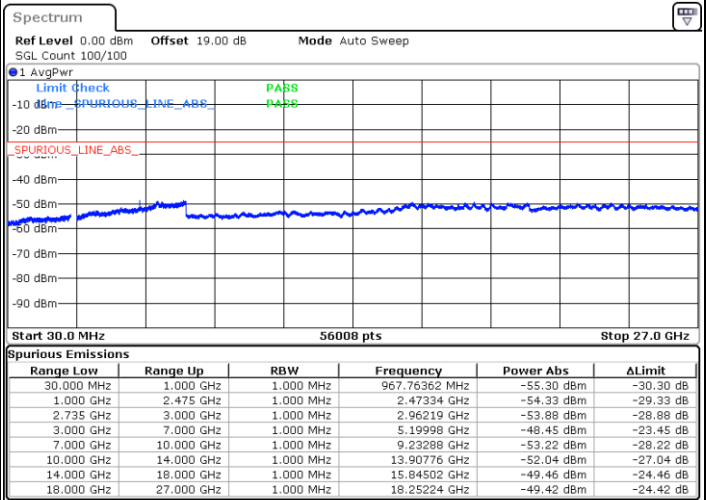
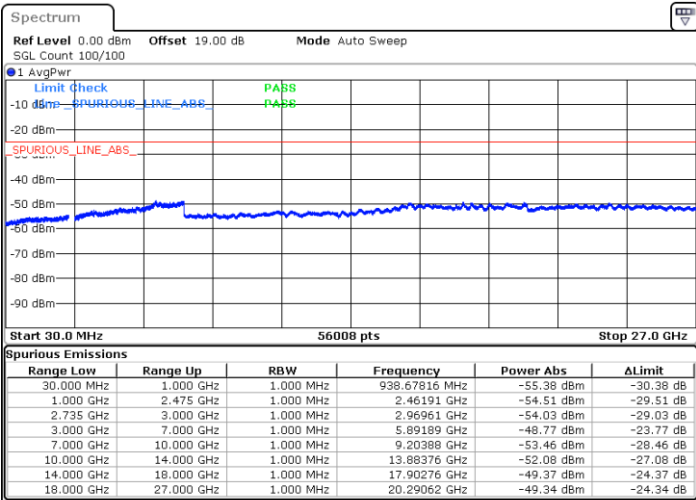


LTE Band 41C / 20MHz+5MHz

64QAM

Middle Channel / 1RB0 and 1RB24

Middle Channel / 1RB99 and 1RB0

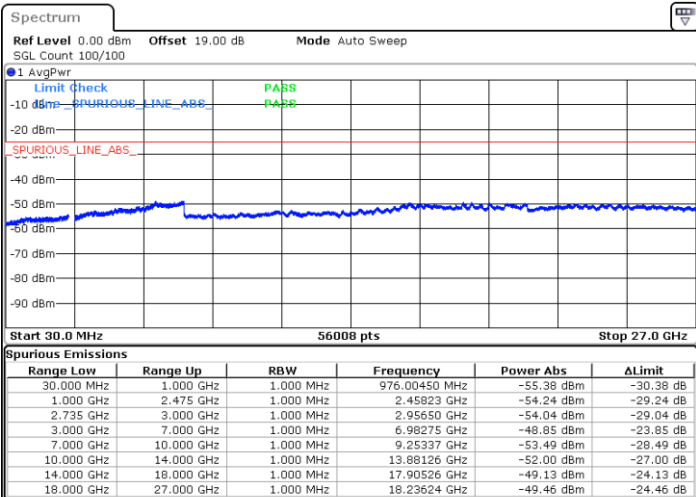


Date: 28.DEC.2020 09:36:04

Date: 28.DEC.2020 09:40:15

Middle Channel / FullIRB

N/A



Date: 28.DEC.2020 09:28:05

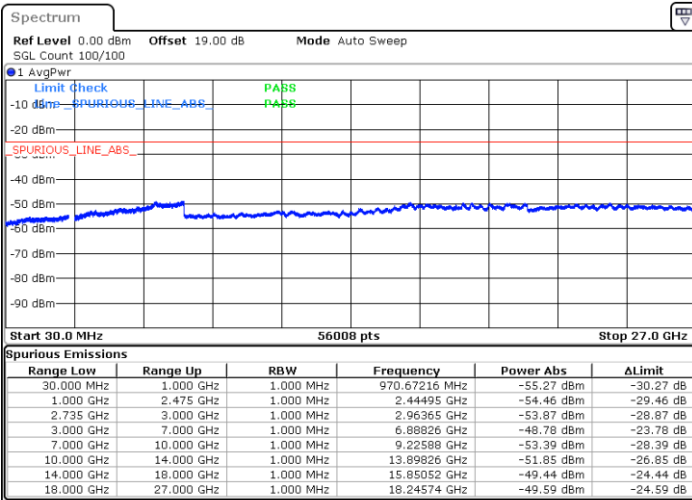


LTE Band 41C / 20MHz+5MHz

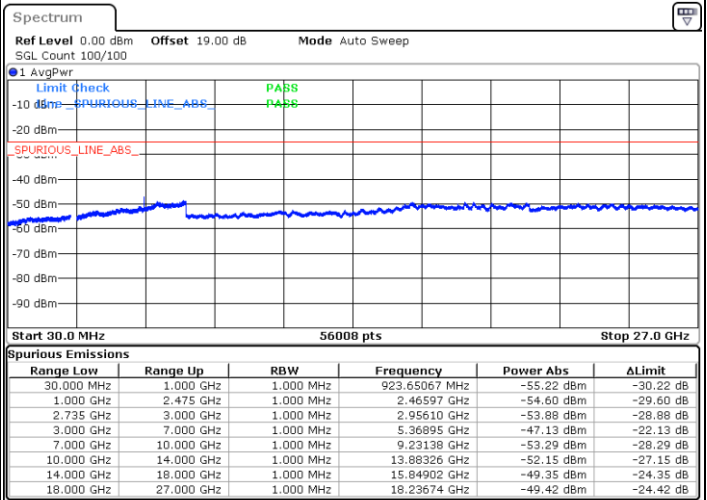
64QAM

Highest Channel / 1RB0 and 1RB24

Highest Channel / 1RB99 and 1RB0



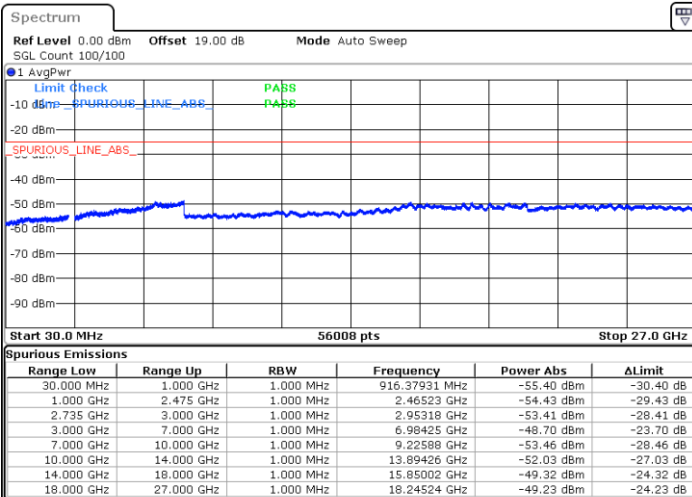
Date: 28.DEC.2020 09:59:52



Date: 28.DEC.2020 10:06:58

Highest Channel / FullIRB

N/A



Date: 28.DEC.2020 09:45:36

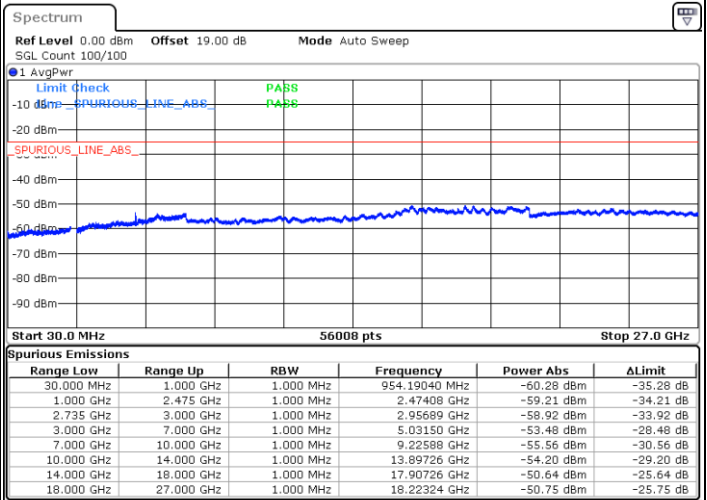
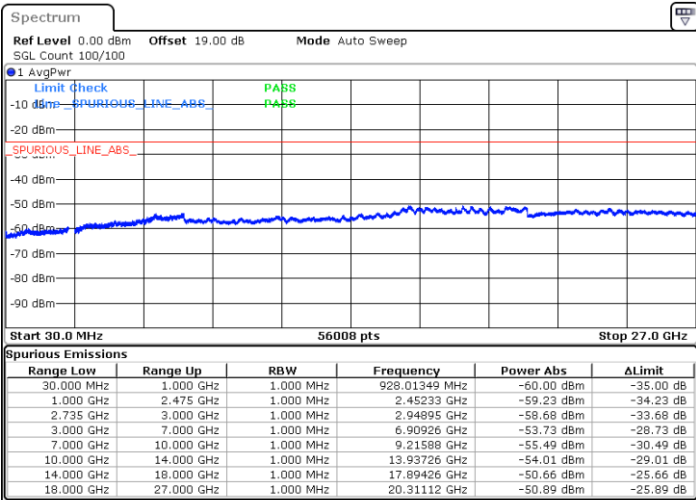


LTE Band 41C / 20MHz+10MHz

64QAM

Lowest Channel / 1RB0 and 1RB49

Lowest Channel / 1RB99 and 1RB0

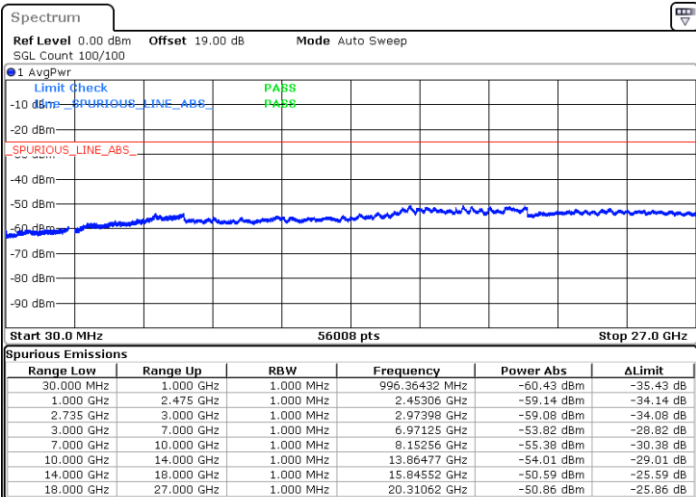


Date: 29.DEC.2020 14:08:52

Date: 29.DEC.2020 14:11:39

Lowest Channel / FullRB

N/A



Date: 29.DEC.2020 14:00:34

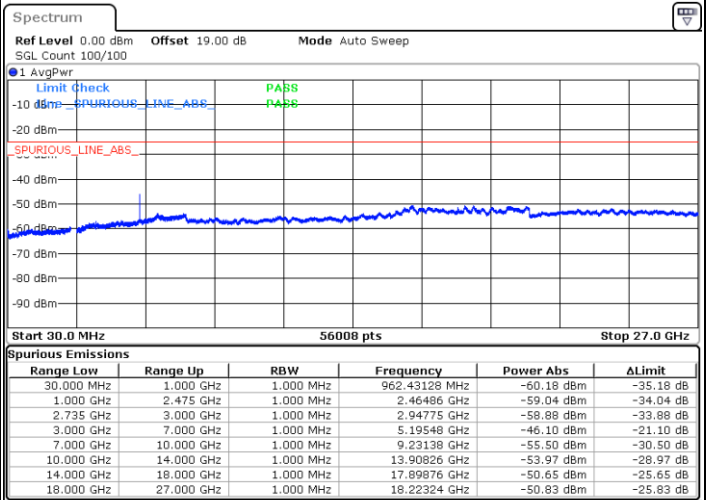
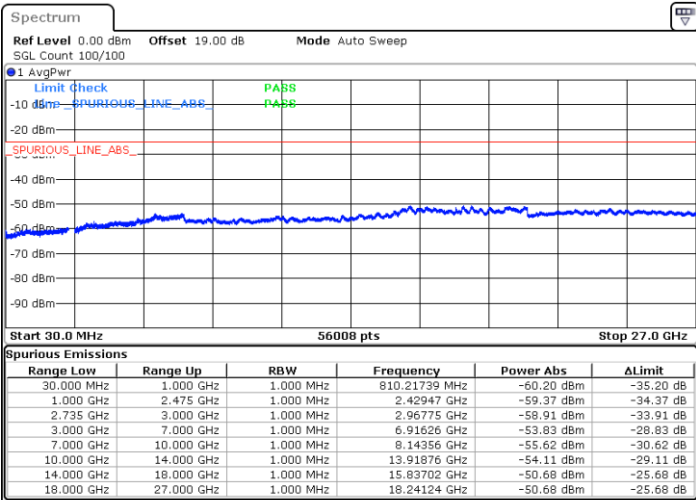


LTE Band 41C / 20MHz+10MHz

64QAM

Middle Channel / 1RB0 and 1RB49

Middle Channel / 1RB99 and 1RB0

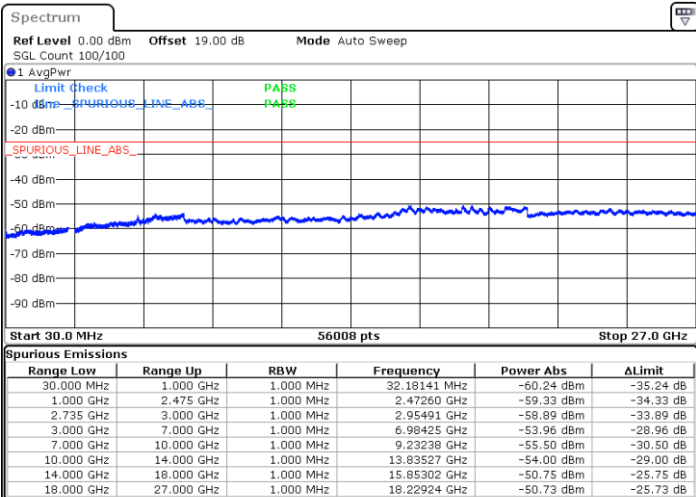


Date: 29.DEC.2020 14:24:52

Date: 29.DEC.2020 14:26:35

Middle Channel / FullRB

N/A



Date: 29.DEC.2020 14:17:37

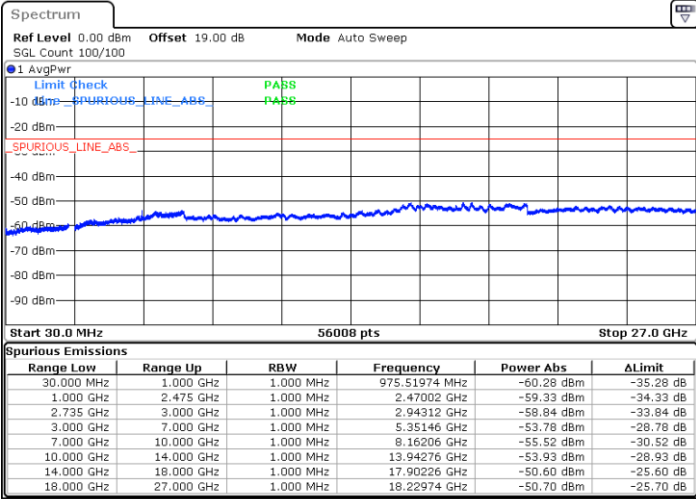


LTE Band 41C / 20MHz+10MHz

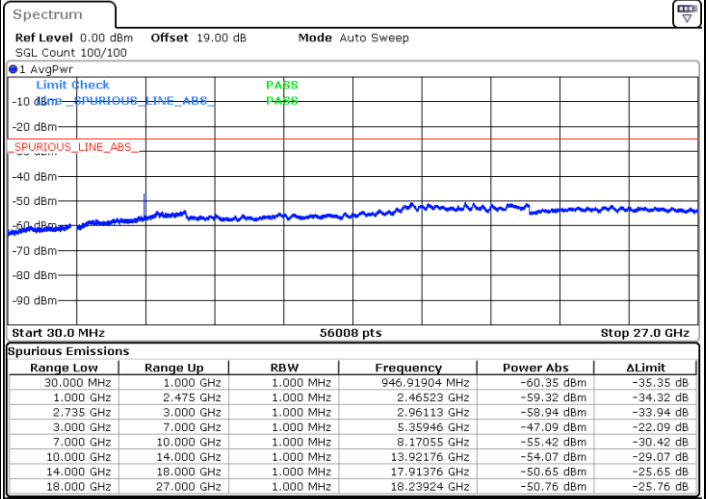
64QAM

Highest Channel / 1RB0 and 1RB49

Highest Channel / 1RB99 and 1RB0



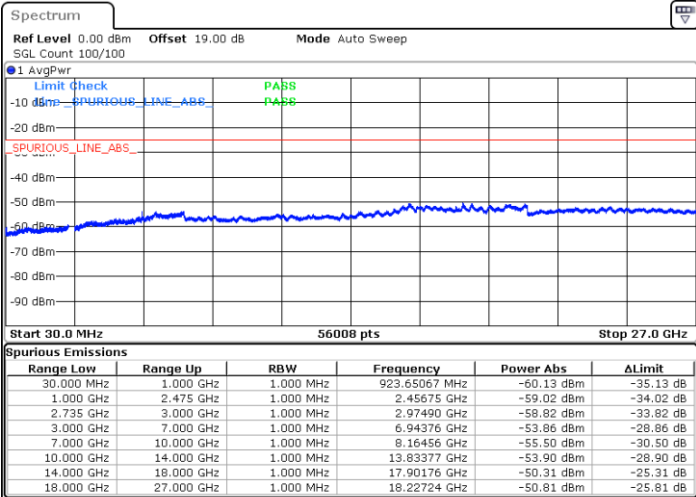
Date: 29.DEC.2020 14:41:53



Date: 29.DEC.2020 14:43:29

Highest Channel / FullIRB

N/A



Date: 29.DEC.2020 14:35:08

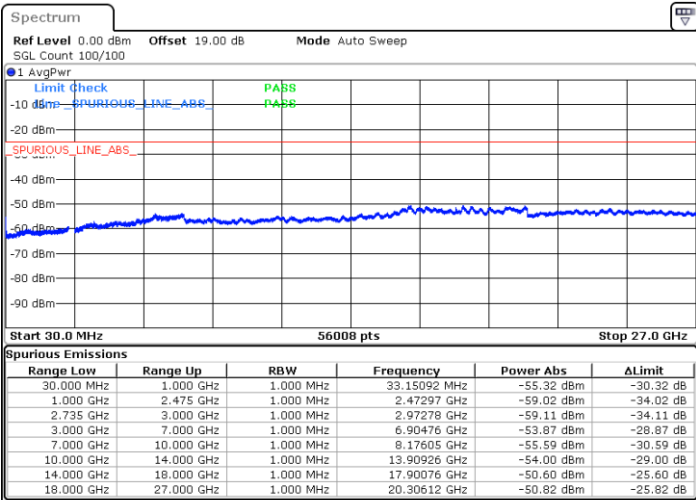


LTE Band 41C / 20MHz+15MHz

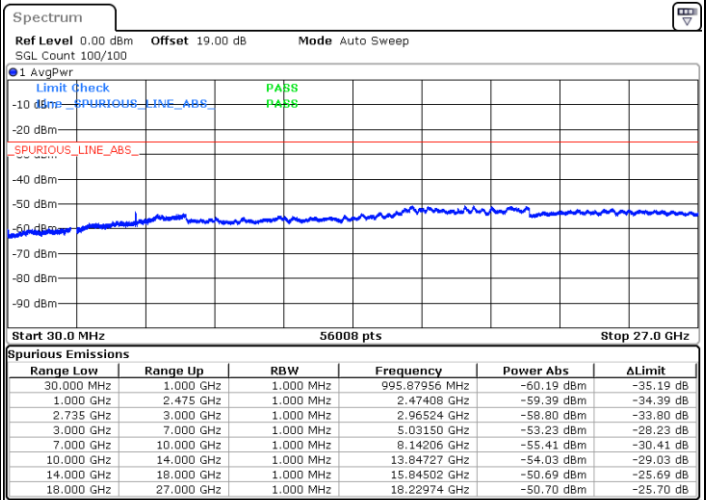
64QAM

Lowest Channel / 1RB0 and 1RB74

Lowest Channel / 1RB99 and 1RB0



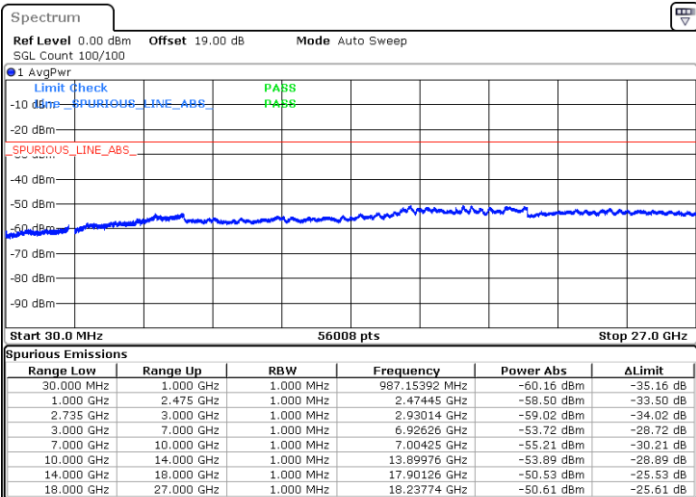
Date: 30.DEC.2020 15:40:57



Date: 30.DEC.2020 15:42:33

Lowest Channel / FullRB

N/A



Date: 30.DEC.2020 15:16:06

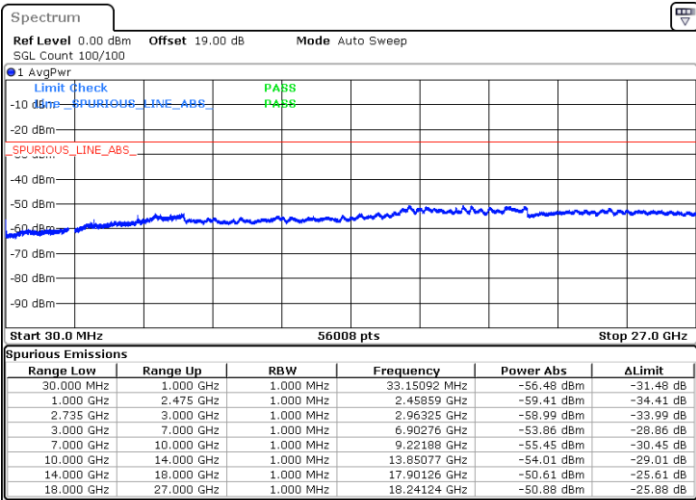


LTE Band 41C / 20MHz+15MHz

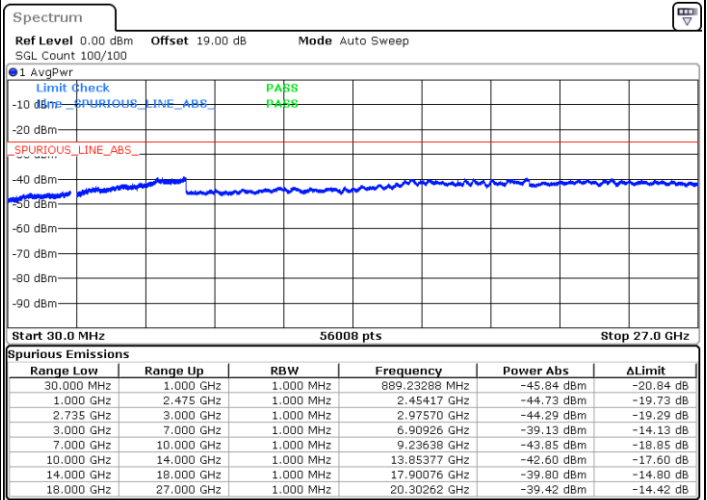
64QAM

Middle Channel / 1RB0 and 1RB74

Middle Channel / 1RB99 and 1RB0



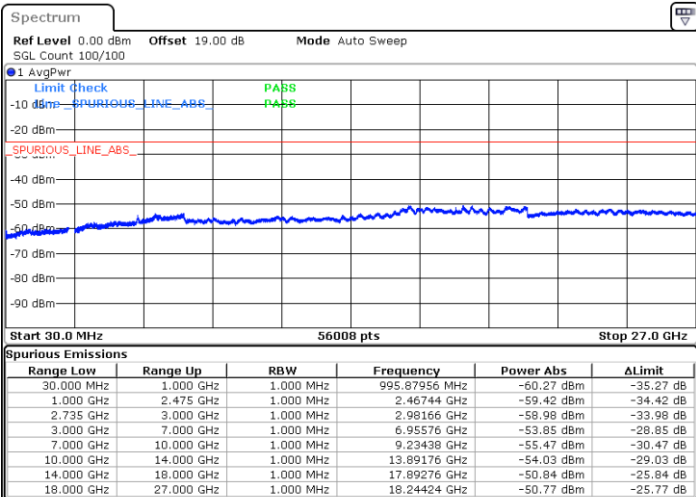
Date: 30.DEC.2020 16:06:42



Date: 4.JAN.2021 09:26:34

Middle Channel / FullIRB

N/A



Date: 30.DEC.2020 15:51:26

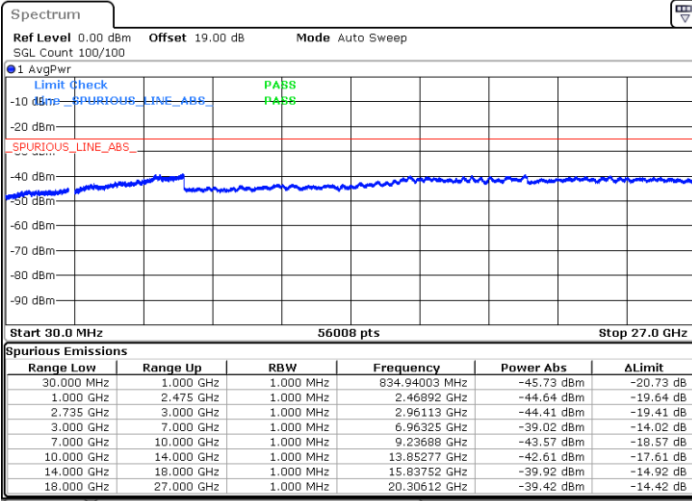


LTE Band 41C / 20MHz+15MHz

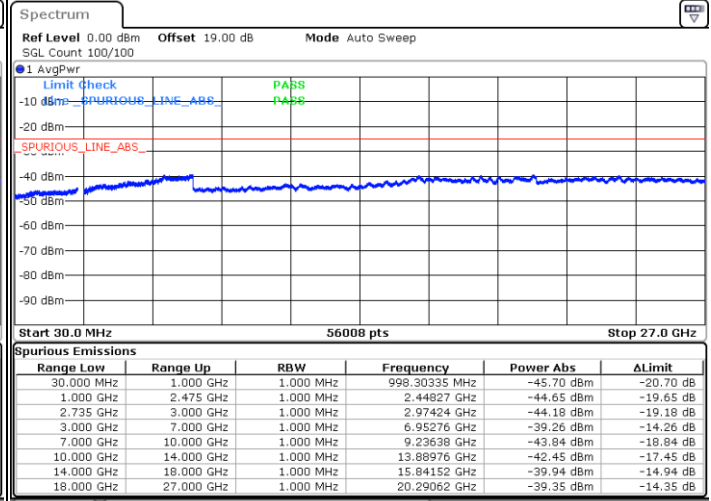
64QAM

Highest Channel / 1RB0 and 1RB74

Highest Channel / 1RB99 and 1RB0



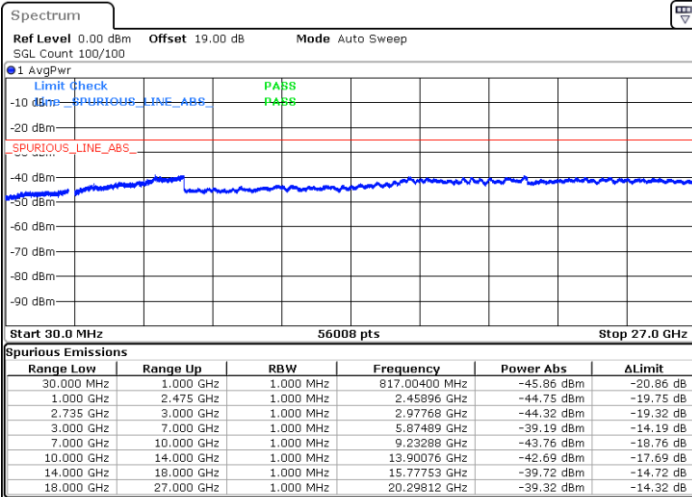
Date: 4.JAN.2021 09:23:17



Date: 4.JAN.2021 09:31:46

Highest Channel / FullIRB

N/A



Date: 4.JAN.2021 09:07:50

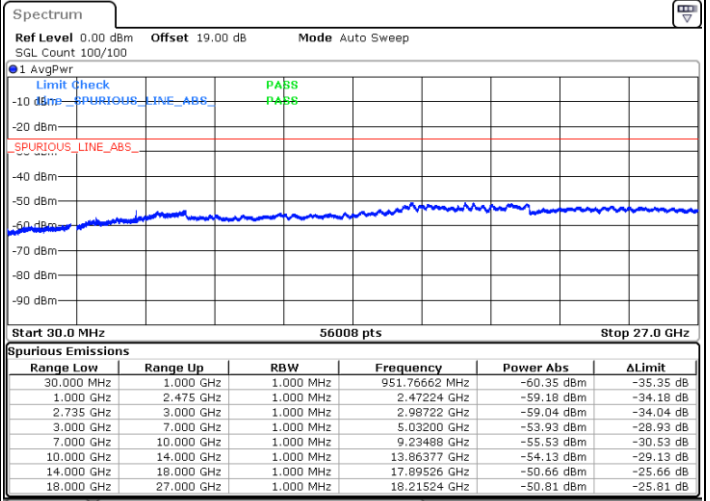
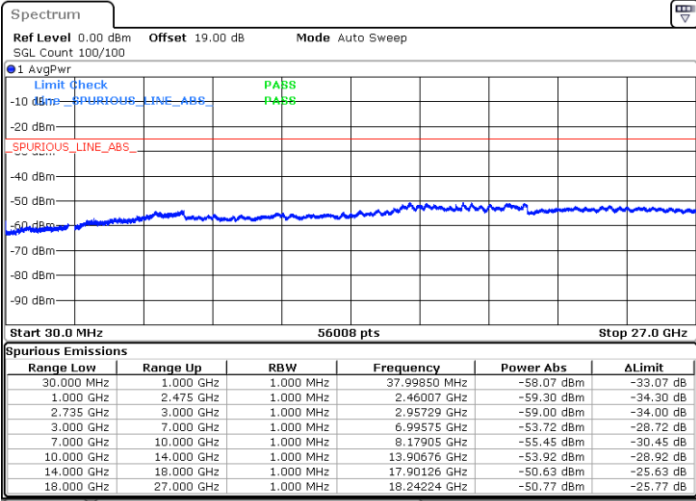


LTE Band 41C / 20MHz+20MHz

64QAM

Lowest Channel / 1RB0 and 1RB99

Lowest Channel / 1RB99 and 1RB0

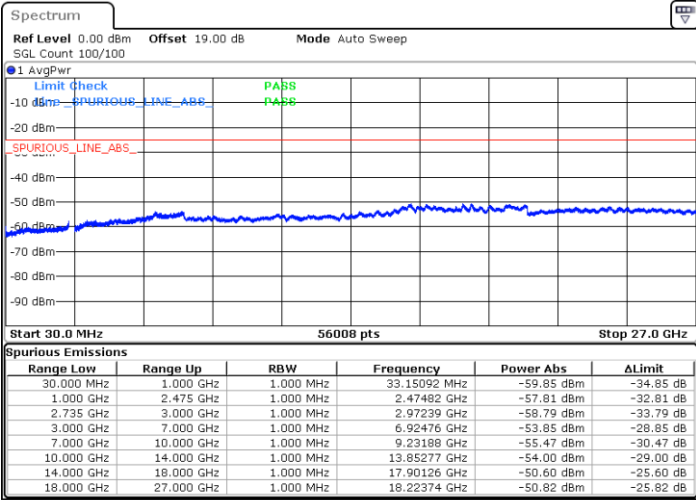


Date: 31.DEC.2020 14:20:31

Date: 31.DEC.2020 14:21:51

Lowest Channel / FullRB

N/A



Date: 31.DEC.2020 14:12:51

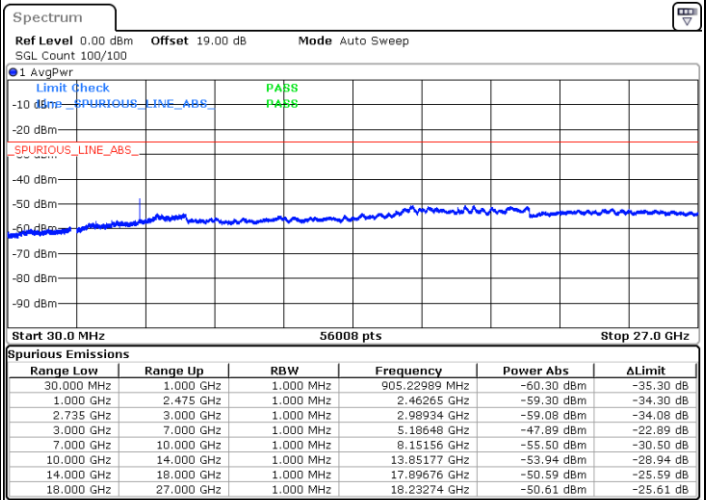
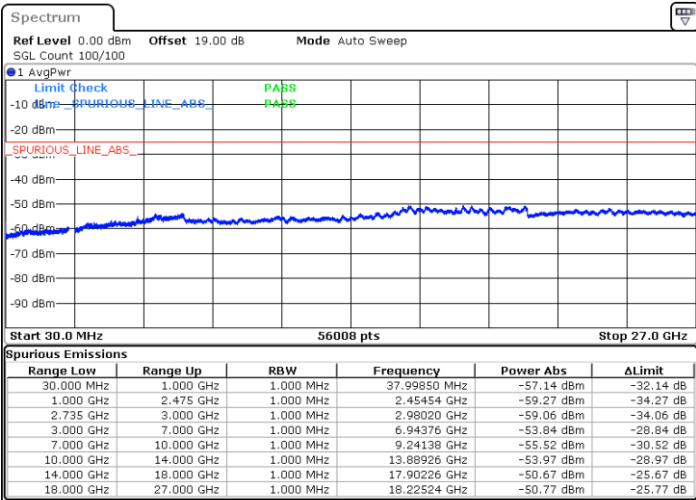


LTE Band 41C / 20MHz+20MHz

64QAM

MiddleChannel / 1RB0 and 1RB99

Middle Channel / 1RB99 and 1RB0

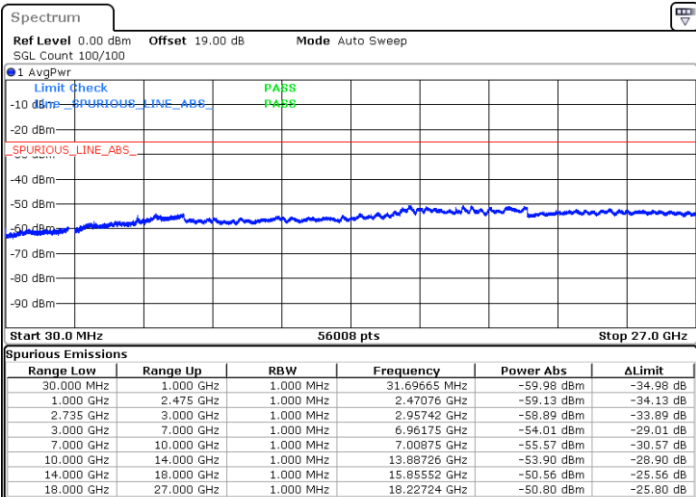


Date: 31.DEC.2020 14:40:59

Date: 31.DEC.2020 15:01:28

Middle Channel / FullIRB

N/A



Date: 31.DEC.2020 14:39:03

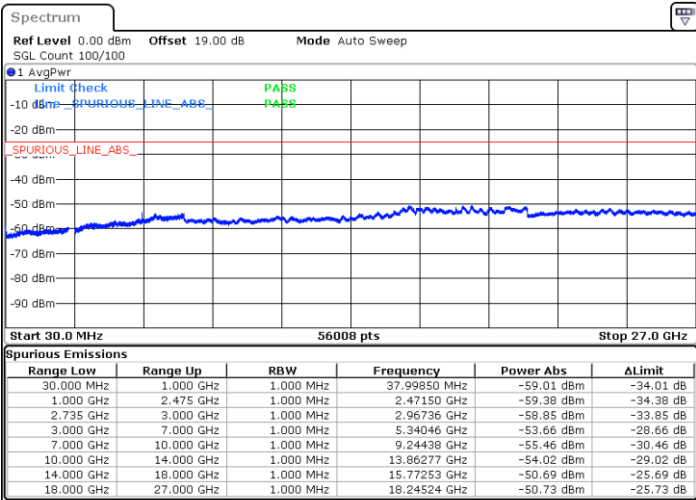


LTE Band 41C / 20MHz+20MHz

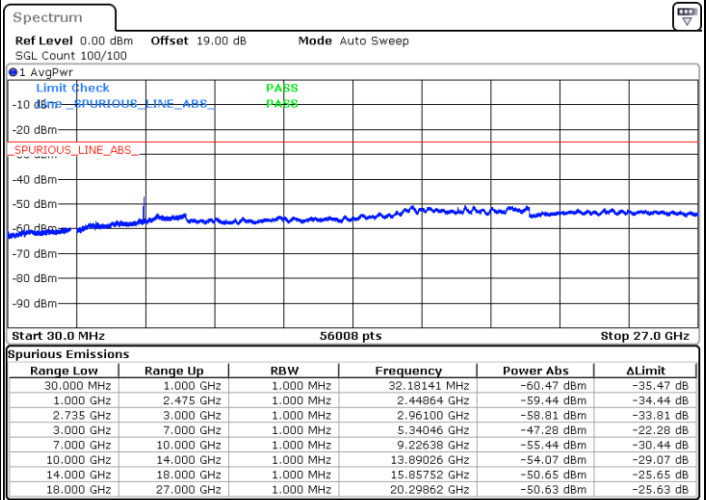
64QAM

Highest Channel / 1RB0 and 1RB99

Highest Channel / 1RB99 and 1RB0



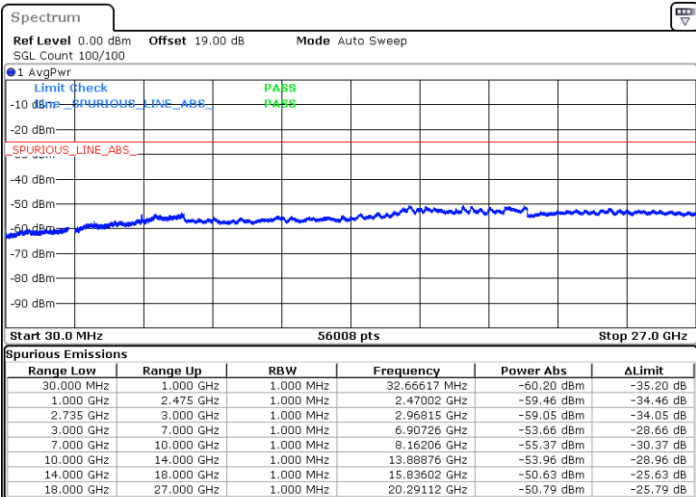
Date: 31.DEC.2020 15:14:38



Date: 31.DEC.2020 15:27:38

Highest Channel / FullIRB

N/A



Date: 31.DEC.2020 15:09:52



Appendix B. Test Results of Radiated Test

Radiated Spurious Emission

LTE Band 7 / 20MHz / QPSK									
Channel	Frequency (MHz)	EIRP (dBm)	Limit (dBm)	Over Limit (dB)	SPA Reading (dBm)	S.G. Power (dBm)	TX Cable loss (dB)	TX Antenna Gain (dBi)	Polarization (H/V)
Lowest	5002.18	-59.80	-25	-34.80	-77.17	-65.36	7.12	12.68	H
	7503.27	-55.07	-25	-30.07	-77.40	-58.40	8.26	11.59	H
	10004.36	-51.61	-25	-26.61	-78.74	-53.14	10.45	11.98	H
	5002.18	-60.00	-25	-35.00	-77.29	-65.56	7.12	12.68	V
	7503.27	-55.23	-25	-30.23	-77.46	-58.56	8.26	11.59	V
	10004.36	-52.39	-25	-27.39	-78.91	-53.92	10.45	11.98	V
Middle	5052.18	-59.96	-25	-34.96	-77.38	-65.52	7.14	12.70	H
	7578.27	-54.90	-25	-29.90	-77.09	-58.20	8.30	11.60	H
	10104.36	-51.59	-25	-26.59	-78.68	-53.11	10.48	12.00	H
	5052.18	-59.85	-25	-34.85	-77.2	-65.41	7.14	12.70	V
	7578.27	-55.33	-25	-30.33	-77.32	-58.63	8.30	11.60	V
	10104.36	-51.95	-25	-26.95	-78.55	-53.47	10.48	12.00	V
Highest	5102.18	-59.71	-25	-34.71	-77.18	-65.27	7.16	12.72	H
	7653.27	-55.02	-25	-30.02	-77.35	-58.32	8.33	11.63	H
	10204.36	-51.47	-25	-26.47	-78.53	-53.07	10.50	12.10	H
	5102.18	-59.96	-25	-34.96	-77.36	-65.52	7.16	12.72	V
	7653.27	-54.68	-25	-29.68	-76.85	-57.98	8.33	11.63	V
	10204.36	-51.74	-25	-26.74	-78.42	-53.34	10.50	12.10	V

Remark: Spurious emissions within 30-1000MHz were found more than 20dB below limit line.



LTE Band 12 / 10MHz / QPSK									
Channel	Frequency (MHz)	EIRP (dBm)	Limit (dBm)	Over Limit (dB)	SPA Reading (dBm)	S.G. Power (dBm)	TX Cable loss (dB)	TX Antenna Gain (dBi)	Polarization (H/V)
Lowest	1399	-63.53	-13	-50.53	-71.67	-66.76	3.98	9.36	H
	2098.5	-64.16	-13	-51.16	-73.74	-67.71	4.85	10.55	H
	2798	-61.92	-13	-48.92	-73.90	-66.85	5.50	12.58	H
	1399	-63.48	-13	-50.48	-71.68	-66.71	3.98	9.36	V
	2098.5	-63.89	-13	-50.89	-73.85	-67.44	4.85	10.55	V
	2798	-61.77	-13	-48.77	-73.99	-66.70	5.50	12.58	V
Middle	1406	-63.15	-13	-50.15	-71.23	-66.40	4.00	9.40	H
	2109	-63.83	-13	-50.83	-73.59	-67.40	4.88	10.60	H
	2812	-61.85	-13	-48.85	-73.87	-66.78	5.52	12.60	H
	1406	-63.57	-13	-50.57	-71.73	-66.82	4.00	9.40	V
	2109	-63.84	-13	-50.84	-73.97	-67.41	4.88	10.60	V
	2812	-61.90	-13	-48.90	-74.16	-66.83	5.52	12.60	V
Highest	1413	-63.48	-13	-50.48	-71.48	-66.65	4.10	9.42	H
	2119.5	-64.33	-13	-51.33	-74.29	-67.91	4.90	10.63	H
	2826	-62.12	-13	-49.12	-74.18	-67.04	5.55	12.62	H
	1413	-63.43	-13	-50.43	-71.51	-66.60	4.10	9.42	V
	2119.5	-63.99	-13	-50.99	-74.32	-67.57	4.90	10.63	V
	2826	-61.84	-13	-48.84	-74.15	-66.76	5.55	12.62	V

Remark: Spurious emissions within 30-1000MHz were found more than 20dB below limit line.



LTE Band 13 / 5MHz / QPSK									
Channel	Frequency (MHz)	EIRP (dBm)	Limit (dBm)	Over Limit (dB)	SPA Reading (dBm)	S.G. Power (dBm)	TX Cable loss (dB)	TX Antenna Gain (dBi)	Polarization (H/V)
Lowest	1554.5	-65.68	-13	-52.68	-72.52	-68.91	3.98	9.36	H
	2331.75	-63.68	-13	-50.68	-74.49	-67.23	4.85	10.55	H
	3109	-62.33	-13	-49.33	-75.18	-67.26	5.50	12.58	H
	1554.5	-65.41	-13	-52.41	-72.45	-68.64	3.98	9.36	V
	2331.75	-63.31	-13	-50.31	-74.51	-66.86	4.85	10.55	V
	3109	-61.59	-13	-48.59	-74.94	-66.52	5.50	12.58	V
Middle	1559.5	-65.47	-42.15	-23.32	-72.25	-68.72	4.00	9.40	H
	2339.25	-63.73	-13	-50.73	-74.52	-67.30	4.88	10.60	H
	3119	-62.12	-13	-49.12	-75.01	-67.05	5.52	12.60	H
	1559.5	-65.30	-42.15	-23.15	-72.29	-68.55	4.00	9.40	V
	2339.25	-63.43	-13	-50.43	-74.61	-67.00	4.88	10.60	V
	3119	-61.65	-13	-48.65	-75.05	-66.58	5.52	12.60	V
Highest	1564.5	-65.66	-42.15	-23.51	-72.38	-68.83	4.10	9.42	H
	2346.75	-63.75	-13	-50.75	-74.50	-67.33	4.90	10.63	H
	3129	-62.28	-13	-49.28	-75.20	-67.20	5.55	12.62	H
	1564.5	-64.99	-42.15	-22.84	-71.93	-68.16	4.10	9.42	V
	2346.75	-63.34	-13	-50.34	-74.48	-66.92	4.90	10.63	V
	3129	-61.55	-13	-48.55	-75.00	-66.47	5.55	12.62	V

Remark: Spurious emissions within 30-1000MHz were found more than 20dB below limit line.

LTE Band 13 / 10MHz / QPSK									
Channel	Frequency (MHz)	EIRP (dBm)	Limit (dBm)	Over Limit (dB)	SPA Reading (dBm)	S.G. Power (dBm)	TX Cable loss (dB)	TX Antenna Gain (dBi)	Polarization (H/V)
Middle	1559.5	-65.75	-42.15	-23.60	-72.53	-69.00	4.00	9.40	H
	2339.25	-63.96	-13	-50.96	-74.75	-67.53	4.88	10.60	H
	3119	-62.30	-13	-49.30	-75.19	-67.23	5.52	12.60	H
	1559.5	-65.39	-42.15	-23.24	-72.38	-68.64	4.00	9.40	V
	2339.25	-63.56	-13	-50.56	-74.74	-67.13	4.88	10.60	V
	3119	-61.67	-13	-48.67	-75.07	-66.60	5.52	12.60	V

Remark: Spurious emissions within 30-1000MHz were found more than 20dB below limit line.



LTE Band 41 / 20MHz / QPSK									
Channel	Frequency (MHz)	EIRP (dBm)	Limit (dBm)	Over Limit (dB)	SPA Reading (dBm)	S.G. Power (dBm)	TX Cable loss (dB)	TX Antenna Gain (dBi)	Polarization (H/V)
Lowest	4994.00	-59.62	-25	-34.62	-77.00	-65.18	7.12	12.68	H
	7491.00	-54.84	-25	-29.84	-77.20	-58.17	8.26	11.59	H
	9988.00	-51.84	-25	-26.84	-78.97	-53.37	10.45	11.98	H
	4994.00	-59.67	-25	-34.67	-76.98	-65.23	7.12	12.68	V
	7491.00	-54.59	-25	-29.59	-76.87	-57.92	8.26	11.59	V
	9988.00	-52.17	-25	-27.17	-78.71	-53.70	10.45	11.98	V
Middle	5168.00	-59.66	-25	-34.66	-77.18	-65.22	7.14	12.70	H
	7752.00	-54.12	-25	-29.12	-76.78	-57.42	8.30	11.60	H
	10336.00	-51.48	-25	-26.48	-78.49	-53.00	10.48	12.00	H
	5168.00	-59.72	-25	-34.72	-77.19	-65.28	7.14	12.70	V
	7752.00	-54.20	-25	-29.20	-76.83	-57.50	8.30	11.60	V
	10336.00	-51.55	-25	-26.55	-78.33	-53.07	10.48	12.00	V
Highest	5342.00	-61.31	-25	-36.31	-78.26	-66.87	7.16	12.72	H
	8013.00	-53.08	-25	-28.08	-76.94	-56.38	8.33	11.63	H
	10684.00	-50.23	-25	-25.23	-77.92	-51.83	10.50	12.10	H
	5342.00	-60.86	-25	-35.86	-78.05	-66.42	7.16	12.72	V
	8013.00	-53.22	-25	-28.22	-77.14	-56.52	8.33	11.63	V
	10684.00	-50.34	-25	-25.34	-77.88	-51.94	10.50	12.10	V

Remark: Spurious emissions within 30-1000MHz were found more than 20dB below limit line.



LTE Band 71 / 20MHz / QPSK									
Channel	Frequency (MHz)	EIRP (dBm)	Limit (dBm)	Over Limit (dB)	SPA Reading (dBm)	S.G. Power (dBm)	TX Cable loss (dB)	TX Antenna Gain (dBi)	Polarization (H/V)
Lowest	1328	-65.13	-13	-52.13	-71.94	-68.36	3.98	9.36	H
	1992	-66.16	-13	-53.16	-73.97	-69.71	4.85	10.55	H
	2656	-63.90	-13	-50.90	-74.71	-68.83	5.50	12.58	H
	1328	-65.19	-13	-52.19	-71.91	-68.42	3.98	9.36	V
	1992	-66.13	-13	-53.13	-74.35	-69.68	4.85	10.55	V
	2656	-63.64	-13	-50.64	-74.78	-68.57	5.50	12.58	V
Middle	1343	-64.89	-13	-51.89	-71.91	-68.14	4.00	9.40	H
	2014.5	-66.16	-13	-53.16	-74.27	-69.73	4.88	10.60	H
	2686	-63.16	-13	-50.16	-74.22	-68.09	5.52	12.60	H
	1343	-64.66	-13	-51.66	-71.63	-67.91	4.00	9.40	V
	2014.5	-65.54	-13	-52.54	-74.07	-69.11	4.88	10.60	V
	2686	-62.83	-13	-49.83	-74.19	-67.76	5.52	12.60	V
Highest	1358	-64.45	-13	-51.45	-71.79	-67.62	4.10	9.42	H
	2037	-65.93	-13	-52.93	-74.43	-69.51	4.90	10.63	H
	2716	-63.12	-13	-50.12	-74.43	-68.04	5.55	12.62	H
	1358	-64.76	-13	-51.76	-72.08	-67.93	4.10	9.42	V
	2037	-65.18	-13	-52.18	-74.09	-68.76	4.90	10.63	V
	2716	-63.02	-13	-50.02	-74.61	-67.94	5.55	12.62	V

Remark: Spurious emissions within 30-1000MHz were found more than 20dB below limit line.



LTE Band 7C_CA / 20MHz+20MHz / QPSK									
Channel	Frequency (MHz)	EIRP (dBm)	Limit (dBm)	Over Limit (dB)	SPA Reading (dBm)	S.G. Power (dBm)	TX Cable loss (dB)	TX Antenna Gain (dBi)	Polarization (H/V)
Lowest	5002.18	-60.58	-25	-35.58	-77.95	-66.14	7.12	12.68	H
	7503.27	-55.46	-25	-30.46	-77.79	-58.79	8.26	11.59	H
	10004.36	-52.10	-25	-27.10	-79.23	-53.63	10.45	11.98	H
	12505.45	-51.99	-25	-26.99	-79.29	-53.66	11.78	13.45	H
	5002.18	-60.13	-25	-35.13	-77.42	-65.69	7.12	12.68	V
	7503.27	-55.74	-25	-30.74	-77.97	-59.07	8.26	11.59	V
	10004.36	-53.12	-25	-28.12	-79.64	-54.65	10.45	11.98	V
	12505.45	-51.28	-25	-26.28	-79.12	-52.95	11.78	13.45	V
Middle	5052.18	-60.46	-25	-35.46	-77.88	-66.02	7.14	12.70	H
	7578.27	-55.59	-25	-30.59	-77.78	-58.89	8.30	11.60	H
	10104.36	-52.45	-25	-27.45	-79.54	-53.97	10.48	12.00	H
	12630.45	-51.66	-25	-26.66	-79.44	-53.36	11.80	13.50	H
	5052.18	-60.26	-25	-35.26	-77.61	-65.82	7.14	12.70	V
	7578.27	-55.55	-25	-30.55	-77.54	-58.85	8.30	11.60	V
	10104.36	-52.70	-25	-27.70	-79.3	-54.22	10.48	12.00	V
	12630.45	-51.29	-25	-26.29	-79.63	-52.99	11.80	13.50	V
Highest	5002.18	-60.52	-25	-35.52	-77.89	-66.08	7.16	12.72	H
	7503.27	-55.55	-25	-30.55	-77.88	-58.85	8.33	11.63	H
	10004.36	-52.18	-25	-27.18	-79.31	-53.78	10.50	12.10	H
	12505.45	-52.27	-25	-27.27	-79.57	-53.99	11.82	13.54	H
	5002.18	-60.84	-25	-35.84	-78.13	-66.40	7.16	12.72	V
	7503.27	-55.86	-25	-30.86	-78.09	-59.16	8.33	11.63	V
	10004.36	-53.43	-25	-28.43	-79.95	-55.03	10.50	12.10	V
	12505.45	-51.56	-25	-26.56	-79.40	-53.28	11.82	13.54	V

Remark: Spurious emissions within 30-1000MHz were found more than 20dB below limit line.



LTE Band 41C_CA / 20MHz+20MHz / QPSK									
Channel	Frequency (MHz)	EIRP (dBm)	Limit (dBm)	Over Limit (dB)	SPA Reading (dBm)	S.G. Power (dBm)	TX Cable loss (dB)	TX Antenna Gain (dBi)	Polarization (H/V)
Lowest	5031.80	-61.12	-25	-36.12	-78.52	-66.68	7.12	12.68	H
	7547.70	-55.74	-25	-30.74	-77.99	-59.07	8.26	11.59	H
	10063.60	-52.47	-25	-27.47	-79.57	-54.00	10.45	11.98	H
	5031.80	-60.89	-25	-35.89	-78.21	-66.45	7.12	12.68	V
	7547.70	-55.58	-25	-30.58	-77.67	-58.91	8.26	11.59	V
	10063.60	-52.85	-25	-27.85	-79.42	-54.38	10.45	11.98	V
Middle	5186.00	-60.82	-25	-35.82	-78.36	-66.38	7.14	12.70	H
	7779.00	-54.77	-25	-29.77	-77.53	-58.07	8.30	11.60	H
	10372.00	-52.72	-25	-27.72	-79.72	-54.24	10.48	12.00	H
	5186.00	-60.70	-25	-35.70	-78.19	-66.26	7.14	12.70	V
	7779.00	-54.90	-25	-29.90	-77.66	-58.20	8.30	11.60	V
	10372.00	-52.89	-25	-27.89	-79.71	-54.41	10.48	12.00	V
Highest	5340.00	-61.71	-25	-36.71	-78.66	-67.27	7.16	12.72	H
	8010.30	-53.75	-25	-28.75	-77.62	-57.05	8.33	11.63	H
	10680.40	-51.75	-25	-26.75	-79.42	-53.35	10.50	12.10	H
	5340.00	-61.49	-25	-36.49	-78.67	-67.05	7.16	12.72	V
	8010.30	-53.48	-25	-28.48	-77.41	-56.78	8.33	11.63	V
	10680.40	-51.75	-25	-26.75	-79.28	-53.35	10.50	12.10	V

Remark: Spurious emissions within 30-1000MHz were found more than 20dB below limit line.