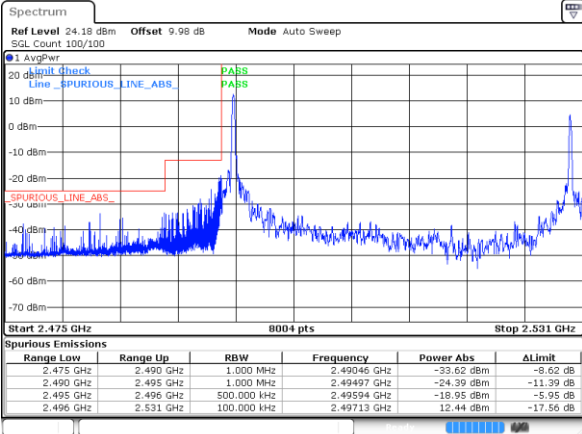




LTE Band 41C / 15MHz+20MHz

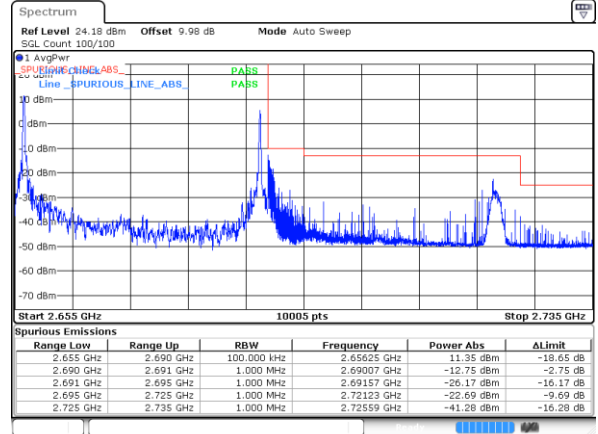
16QAM

Lowest Band Edge / 1RB0 and 1RB9



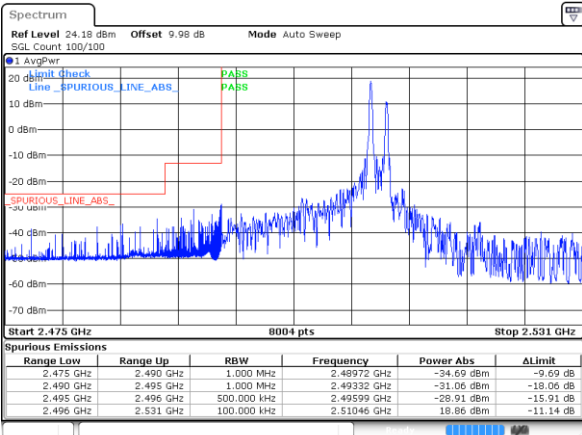
Date: 2 FEB 2021 02:54:07

Highest Band Edge / 1RB0 and 1RB9



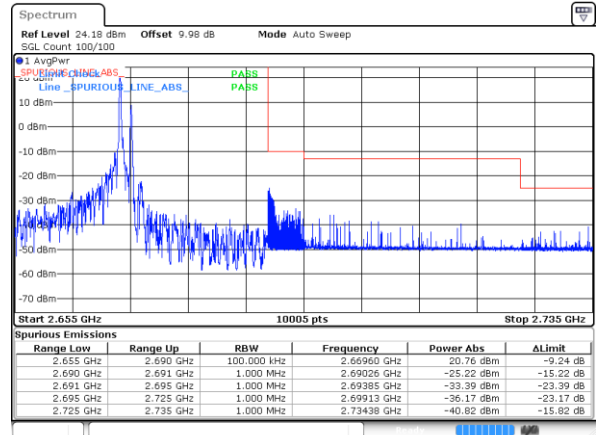
Date: 2 FEB 2021 02:57:31

Lowest Band Edge / 1RB74 and 1RB0



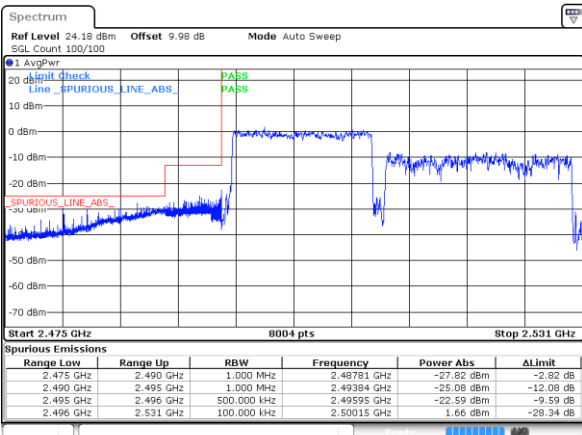
Date: 2 FEB 2021 02:55:22

Highest Band Edge / 1RB74 and 1RB0



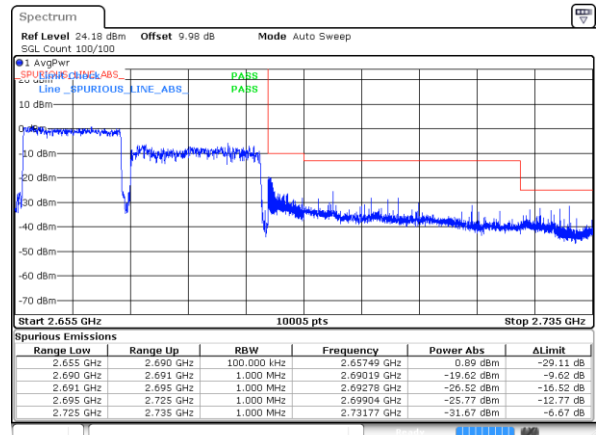
Date: 2 FEB 2021 02:56:09

Lowest Band Edge / Full RB



Date: 2 FEB 2021 02:53:30

Highest Band Edge / Full RB



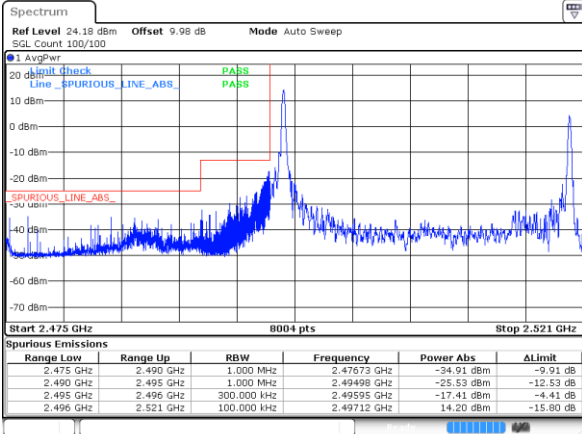
Date: 2 FEB 2021 02:58:01



LTE Band 41C / 20MHz+5MHz

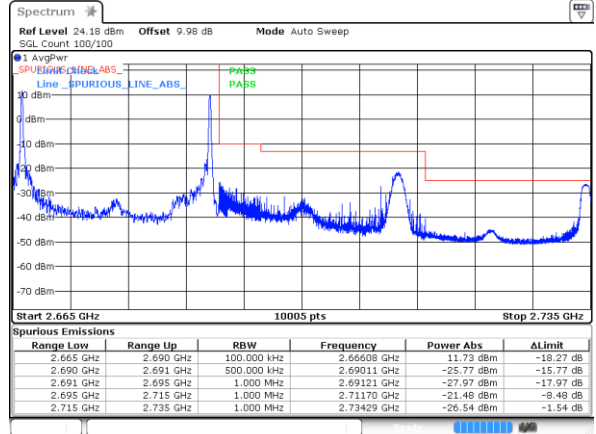
16QAM

Lowest Band Edge / 1RB0 and 1RB24



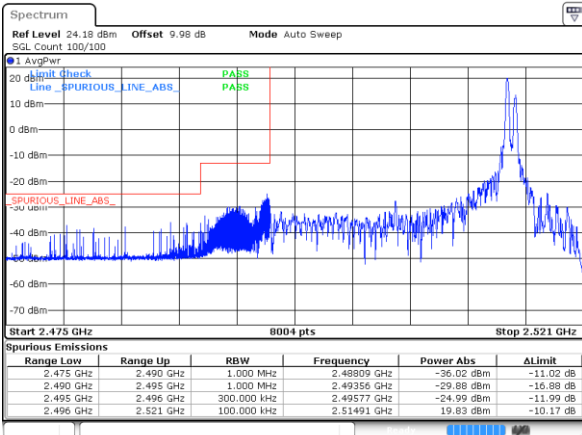
Date: 2 FEB 2021 01:25:34

Highest Band Edge / 1RB0 and 1RB24



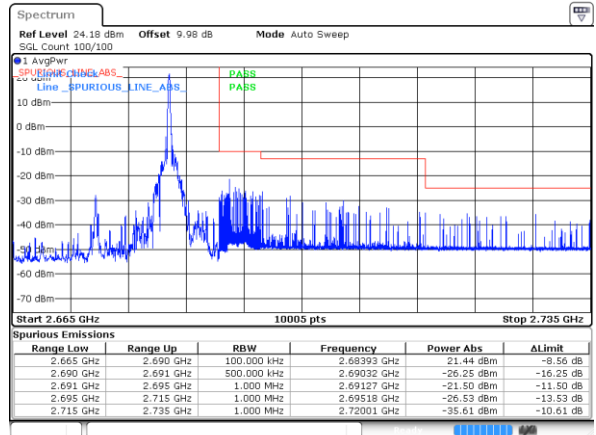
Date: 30 JAN 2021 15:19:37

Lowest Band Edge / 1RB99 and 1RB0



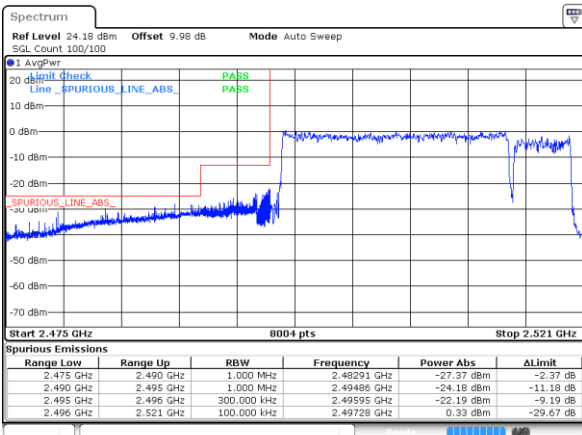
Date: 2 FEB 2021 01:26:53

Highest Band Edge / 1RB99 and 1RB0



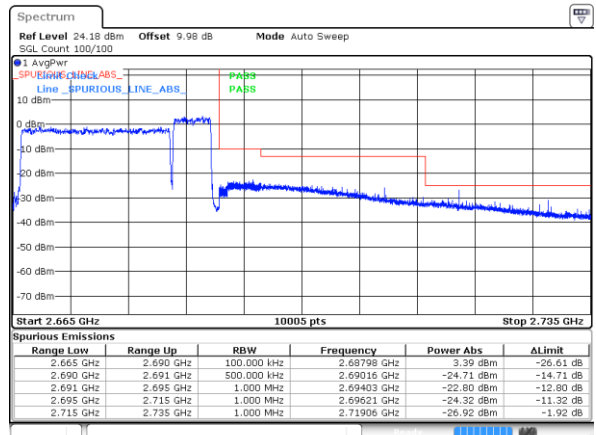
Date: 2 FEB 2021 01:27:57

Lowest Band Edge / Full RB



Date: 2 FEB 2021 01:25:02

Highest Band Edge / Full RB



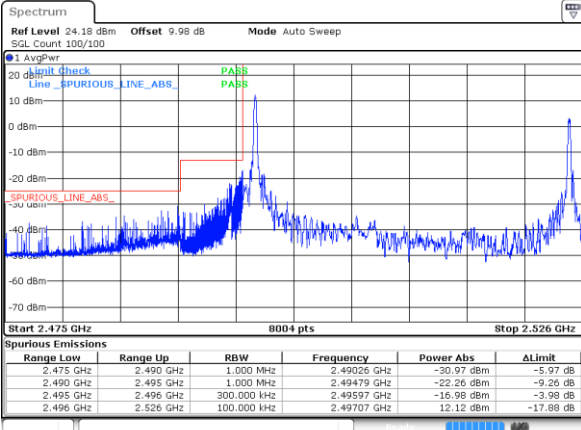
Date: 30 JAN 2021 15:21:23



LTE Band 41C / 20MHz+10MHz

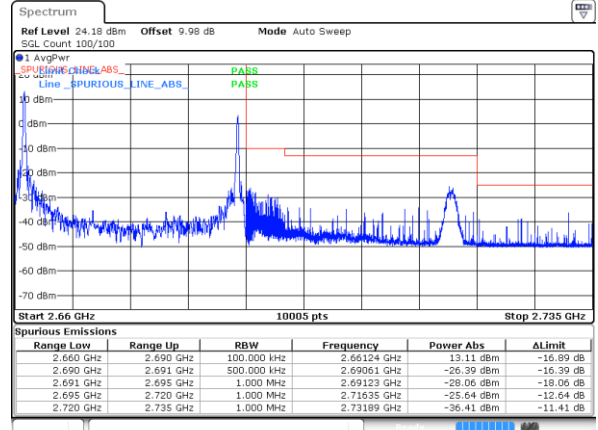
16QAM

Lowest Band Edge / 1RB0 and 1RB49



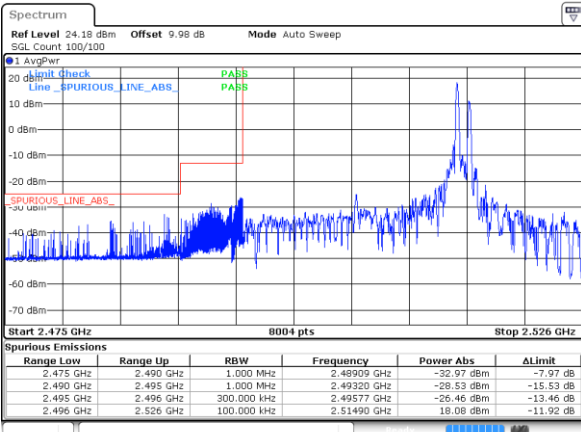
Date: 2 FEB 2021 02:33:40

Highest Band Edge / 1RB0 and 1RB49



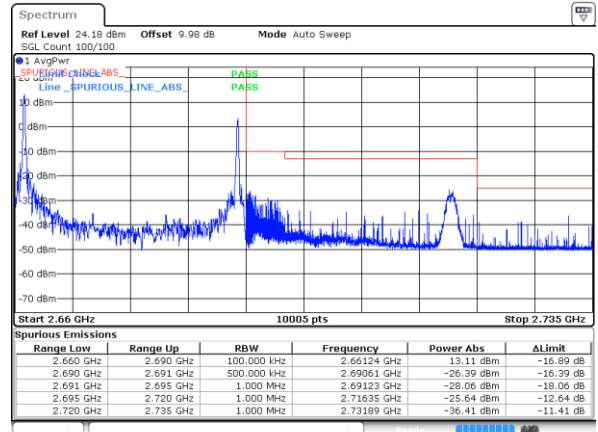
Date: 2 FEB 2021 02:37:25

Lowest Band Edge / 1RB99 and 1RB0



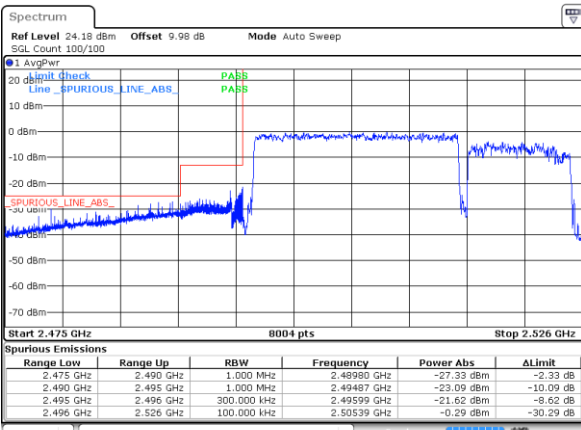
Date: 2 FEB 2021 02:35:06

Highest Band Edge / 1RB99 and 1RB0



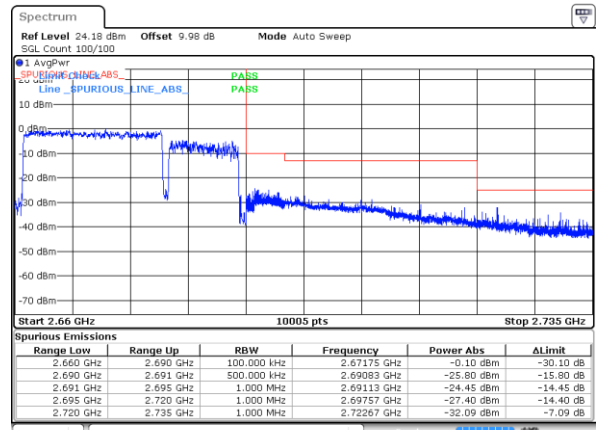
Date: 2 FEB 2021 02:37:25

Lowest Band Edge / Full RB



Date: 2 FEB 2021 02:08:55

Highest Band Edge / Full RB



Date: 2 FEB 2021 02:37:55

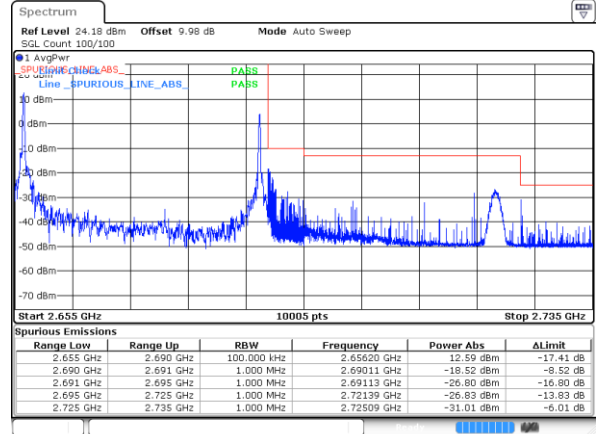
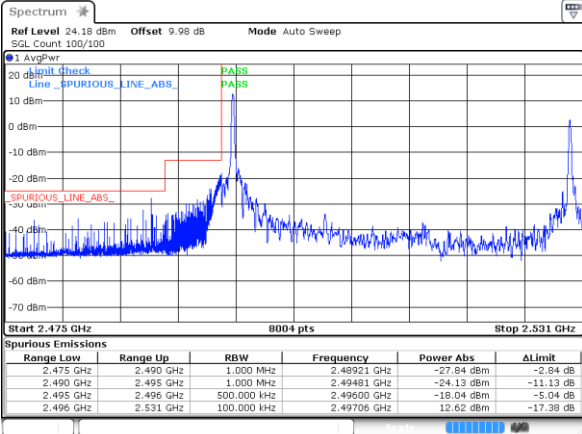


LTE Band 41C / 20MHz+15MHz

16QAM

Lowest Band Edge / 1RB0 and 1RB74

Highest Band Edge / 1RB0 and 1RB74

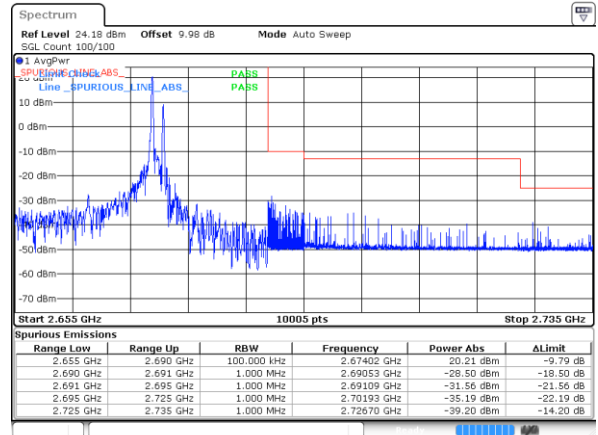
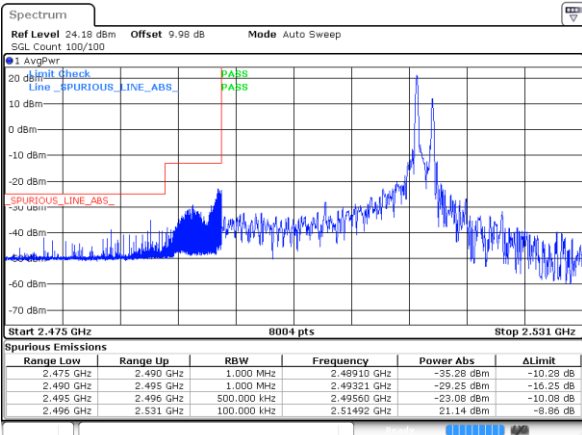


Date: 2 FEB 2021 03:03:45

Date: 2 FEB 2021 03:07:57

Lowest Band Edge / 1RB99 and 1RB0

Highest Band Edge / 1RB99 and 1RB0

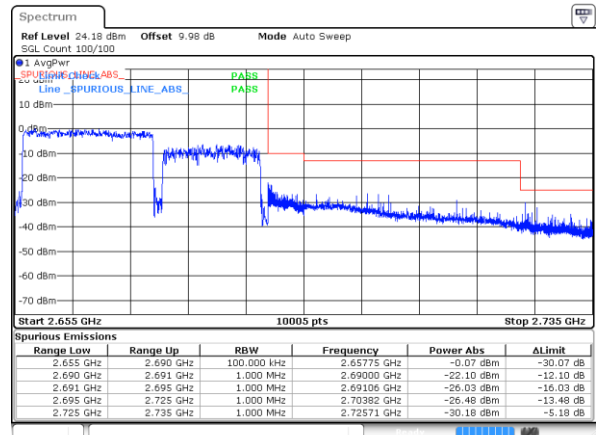
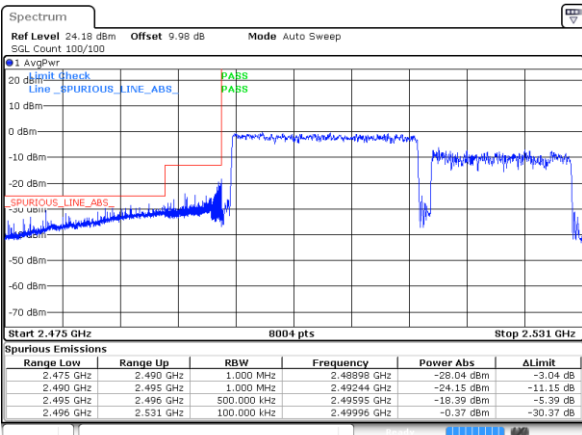


Date: 2 FEB 2021 03:05:05

Date: 2 FEB 2021 03:06:22

Lowest Band Edge / Full RB

Highest Band Edge / Full RB



Date: 2 FEB 2021 03:02:47

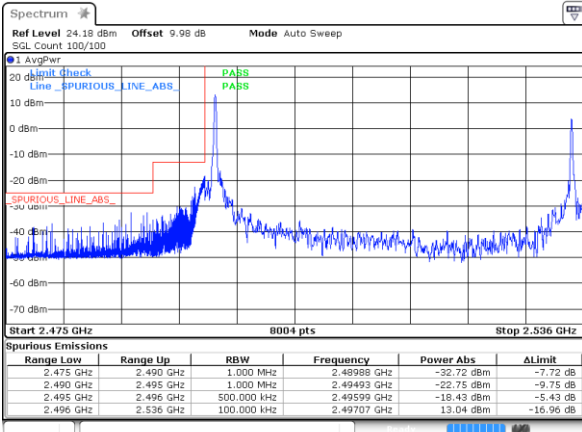
Date: 2 FEB 2021 03:08:47



LTE Band 41C / 20MHz+20MHz

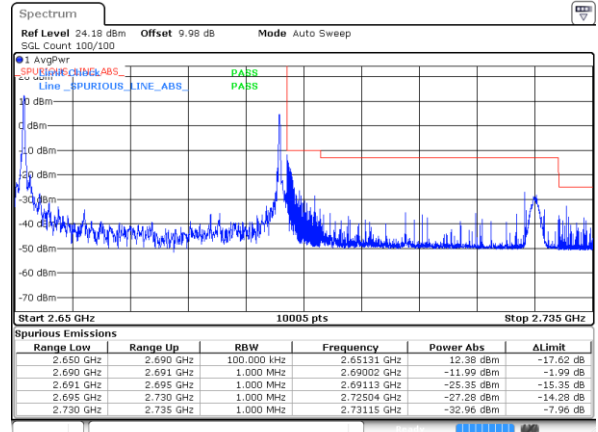
16QAM

Lowest Band Edge / 1RB0 and 1RB9



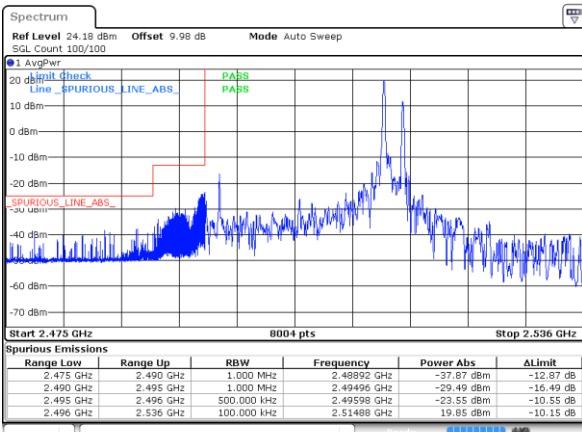
Date: 2 FEB 2021 03:14:56

Highest Band Edge / 1RB0 and 1RB9



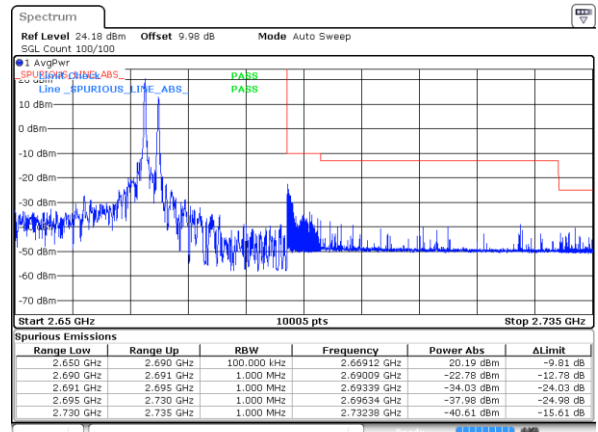
Date: 2 FEB 2021 03:18:28

Lowest Band Edge / 1RB99 and 1RB0



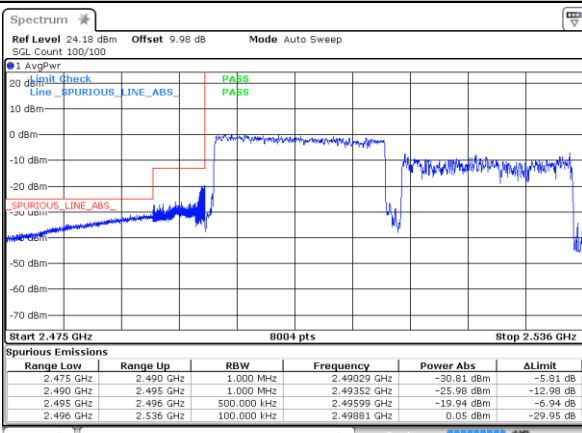
Date: 2 FEB 2021 03:16:11

Highest Band Edge / 1RB99 and 1RB0



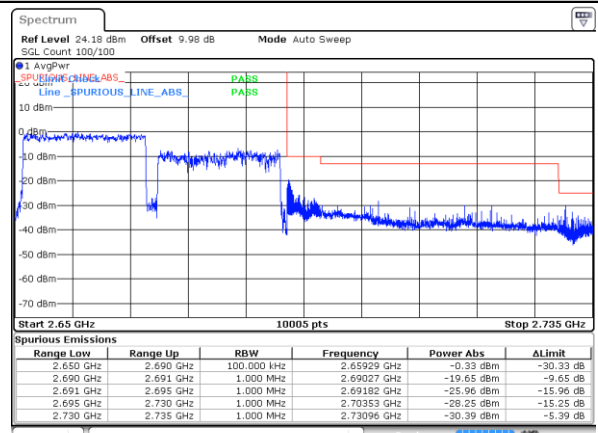
Date: 2 FEB 2021 03:16:57

Lowest Band Edge / Full RB



Date: 2 FEB 2021 03:13:50

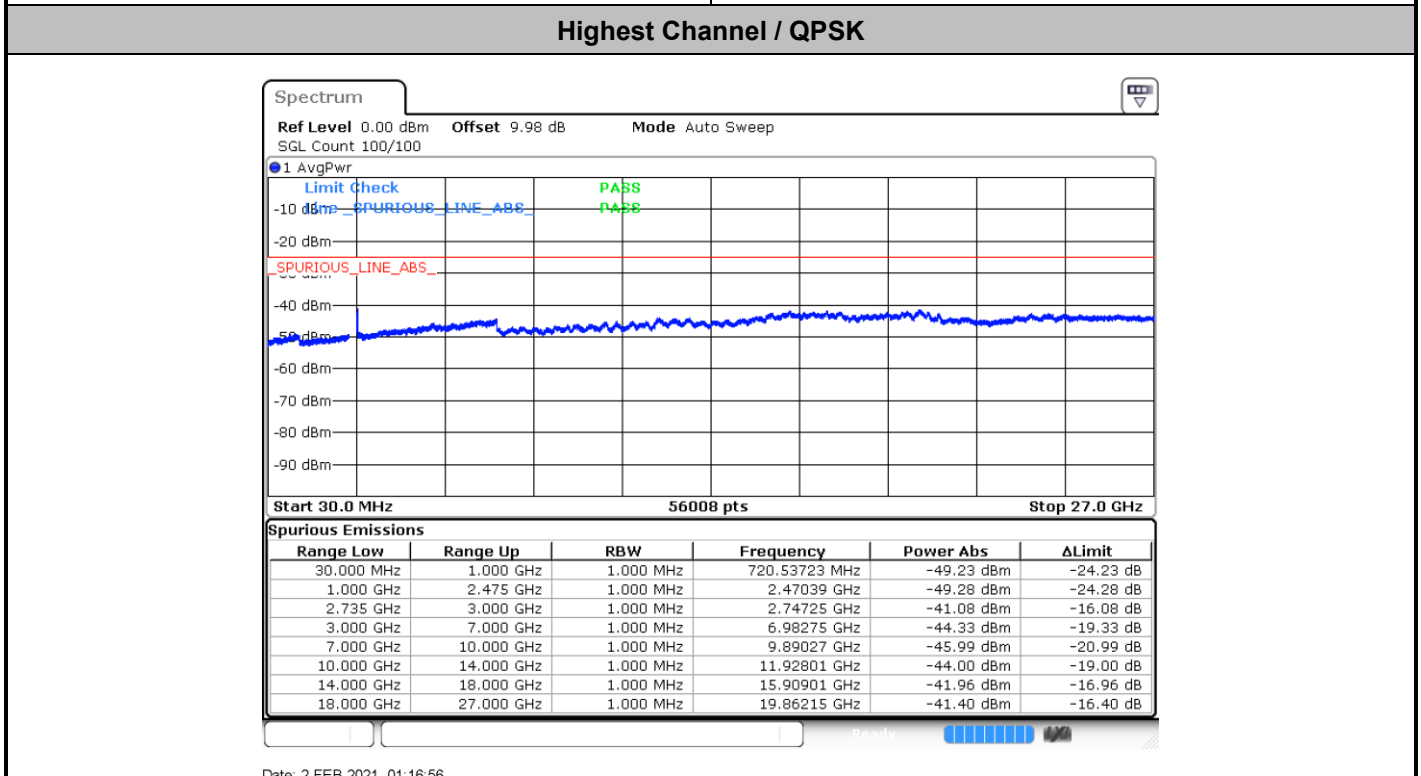
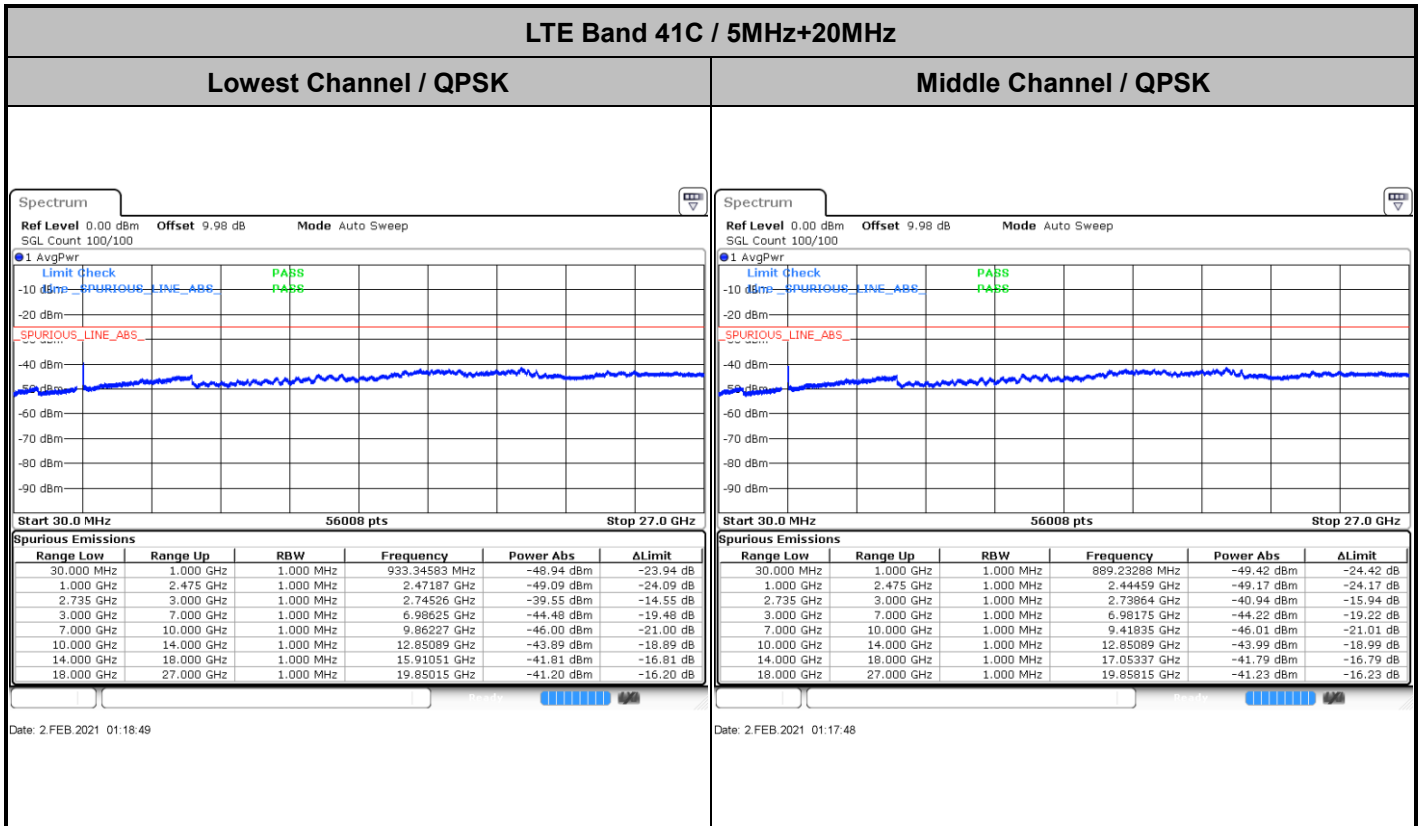
Highest Band Edge / Full RB



Date: 2 FEB 2021 03:18:53



Conducted Spurious Emission

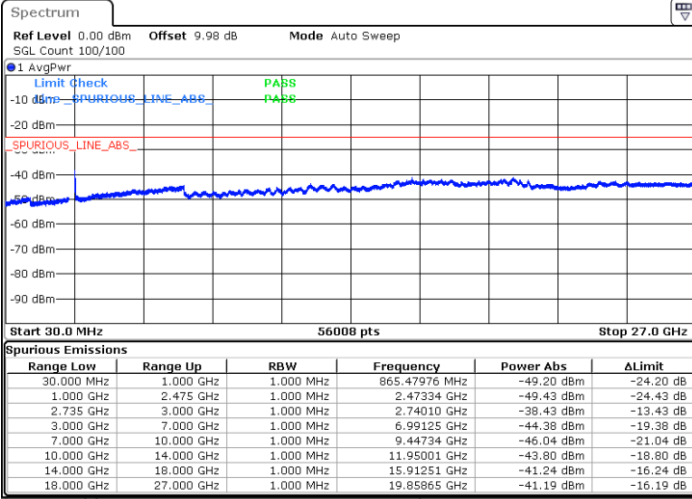




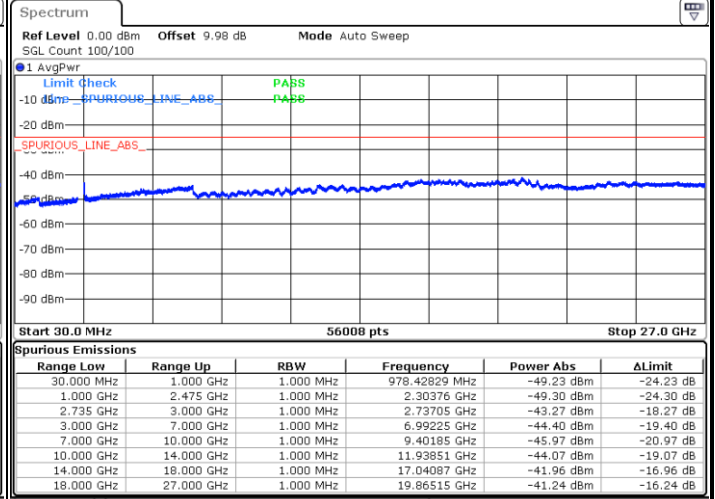
LTE Band 41C / 10MHz+15MHz

Lowest Channel / QPSK

Middle Channel / QPSK

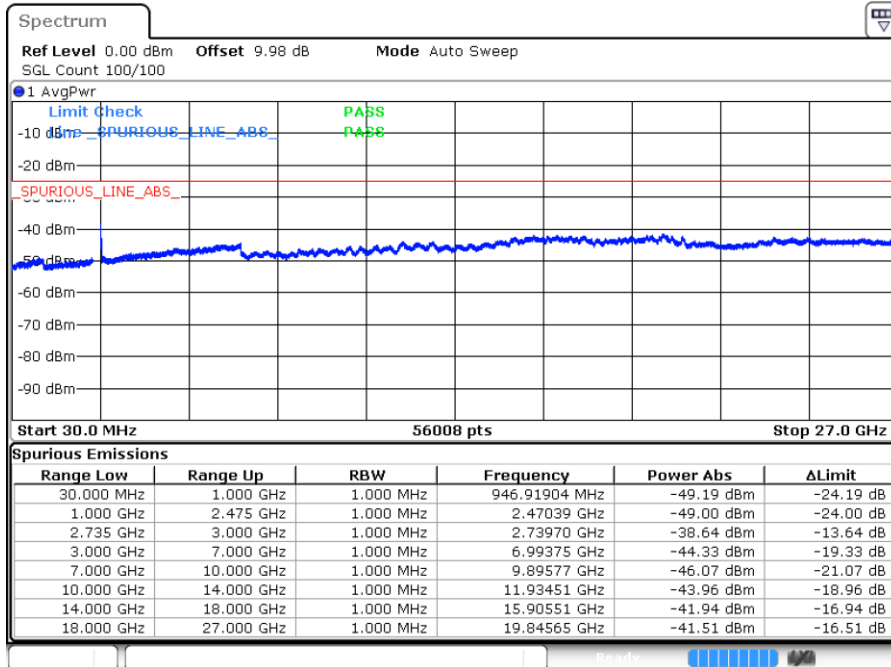


Date: 2 FEB 2021 01:46:31



Date: 2 FEB 2021 01:45:16

Highest Channel / QPSK



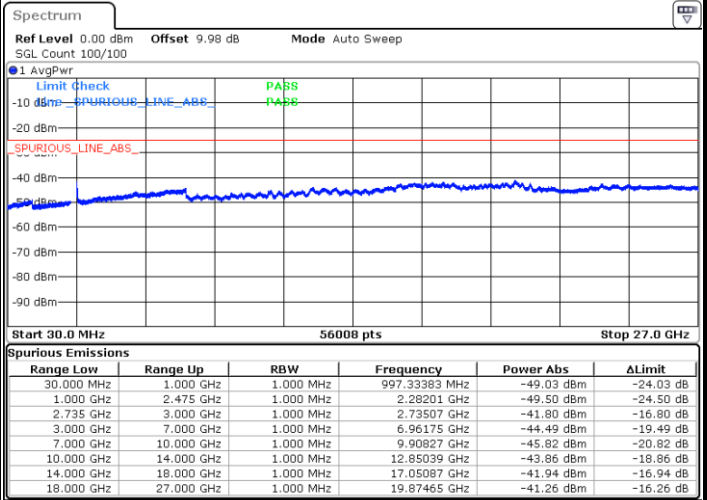
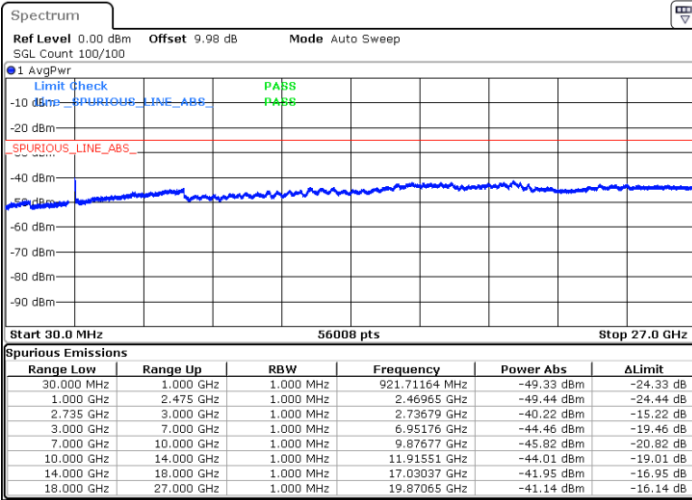
Date: 2 FEB 2021 01:43:49



LTE Band 41C / 10MHz+20MHz

Lowest Channel / QPSK

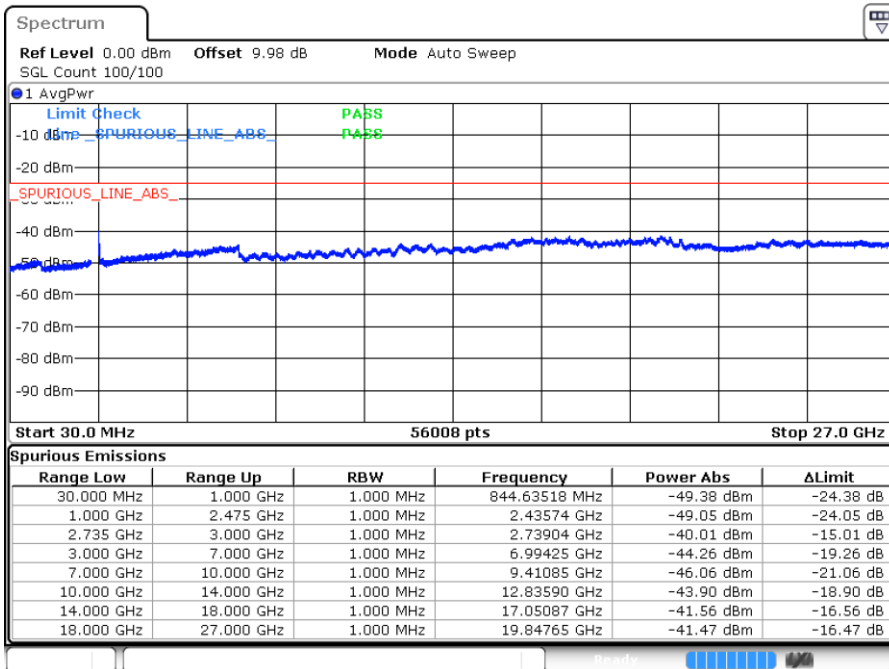
Middle Channel / QPSK



Date: 2 FEB 2021 02:06:57

Date: 2 FEB 2021 02:06:01

Highest Channel / QPSK



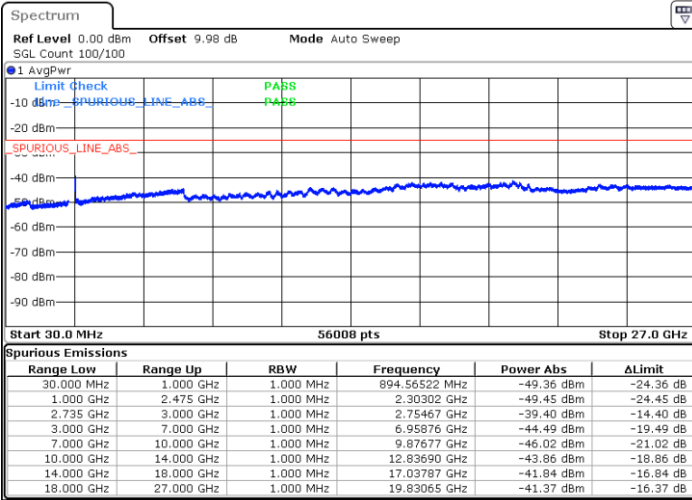
Date: 2 FEB 2021 02:05:11



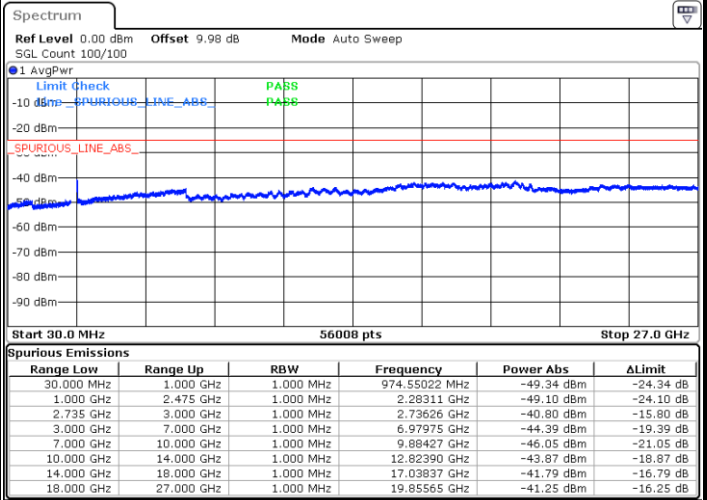
LTE Band 41C / 15MHz+10MHz

Lowest Channel / QPSK

Middle Channel / QPSK

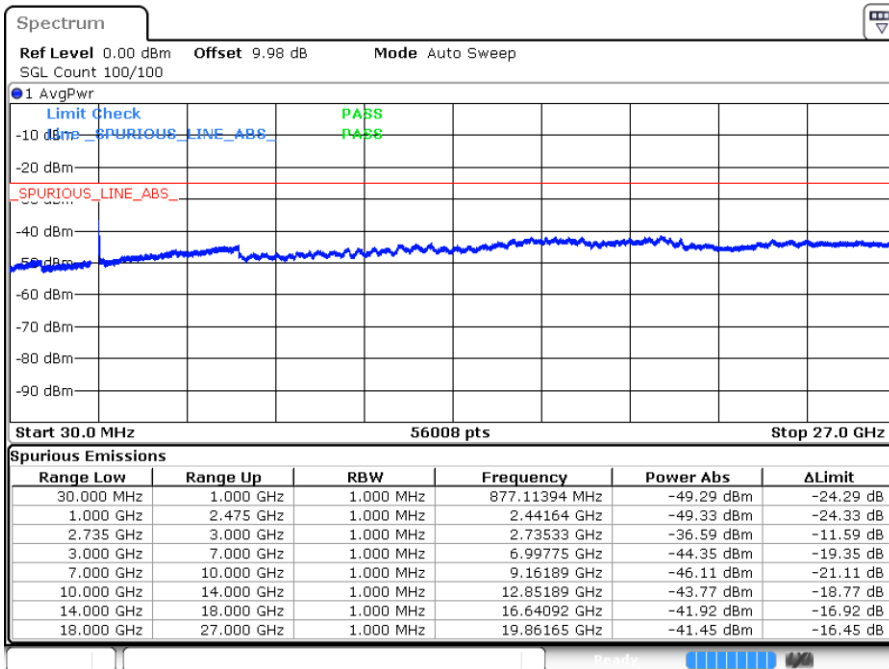


Date: 2 FEB 2021 01:56:55



Date: 2 FEB 2021 01:55:59

Highest Channel / QPSK



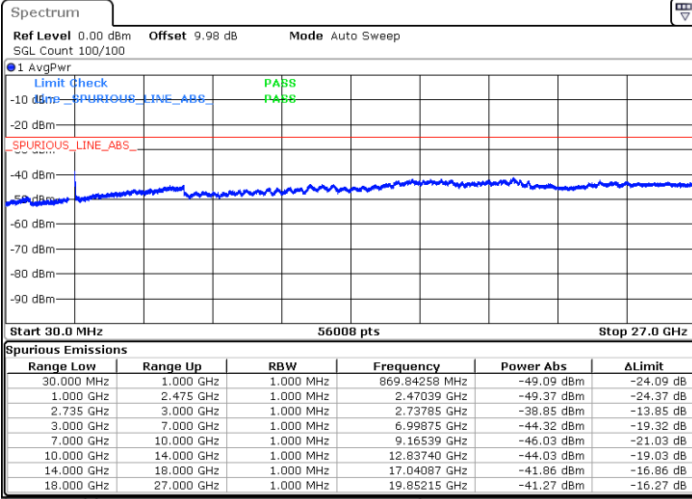
Date: 2 FEB 2021 01:55:07



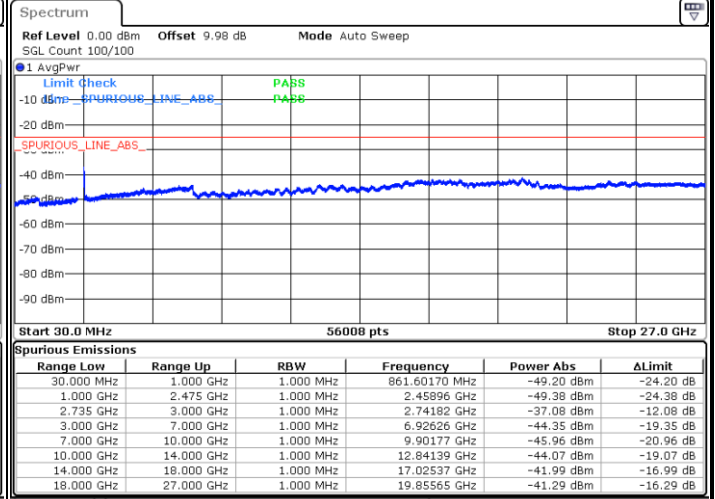
LTE Band 41C / 15MHz+15MHz

Lowest Channel / QPSK

Middle Channel / QPSK

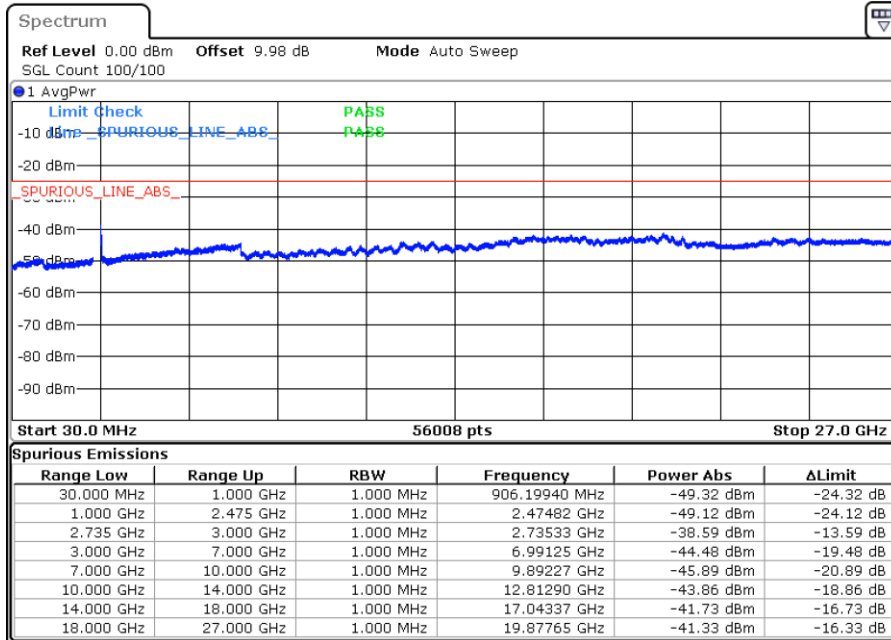


Date: 2 FEB 2021 02:51:24



Date: 2 FEB 2021 02:50:30

Highest Channel / QPSK



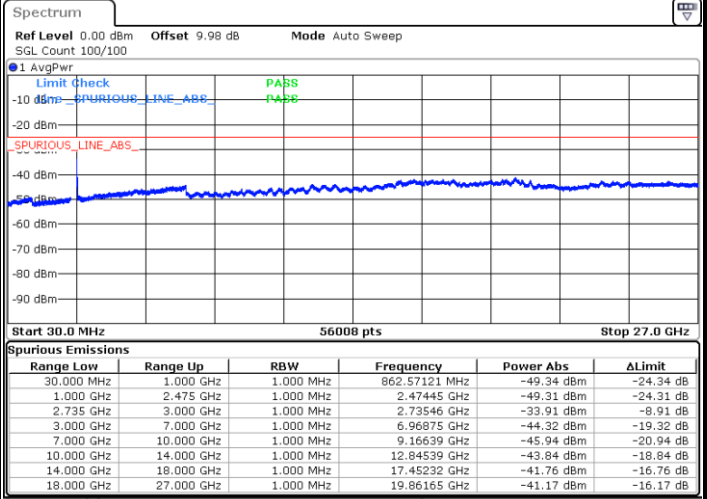
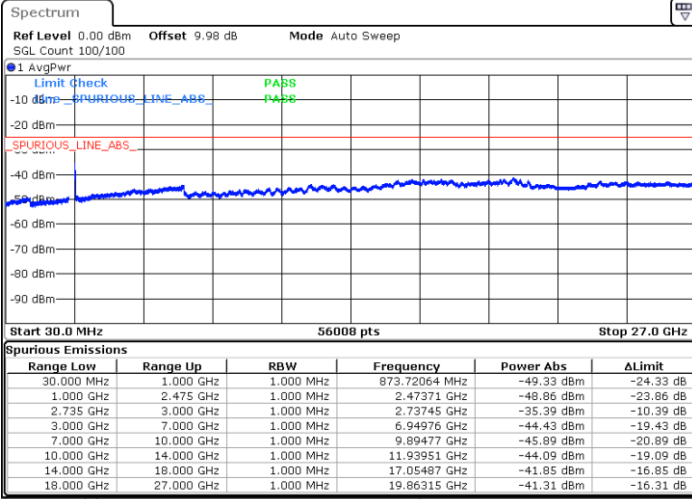
Date: 2 FEB 2021 02:49:38



LTE Band 41C / 15MHz+20MHz

Lowest Channel / QPSK

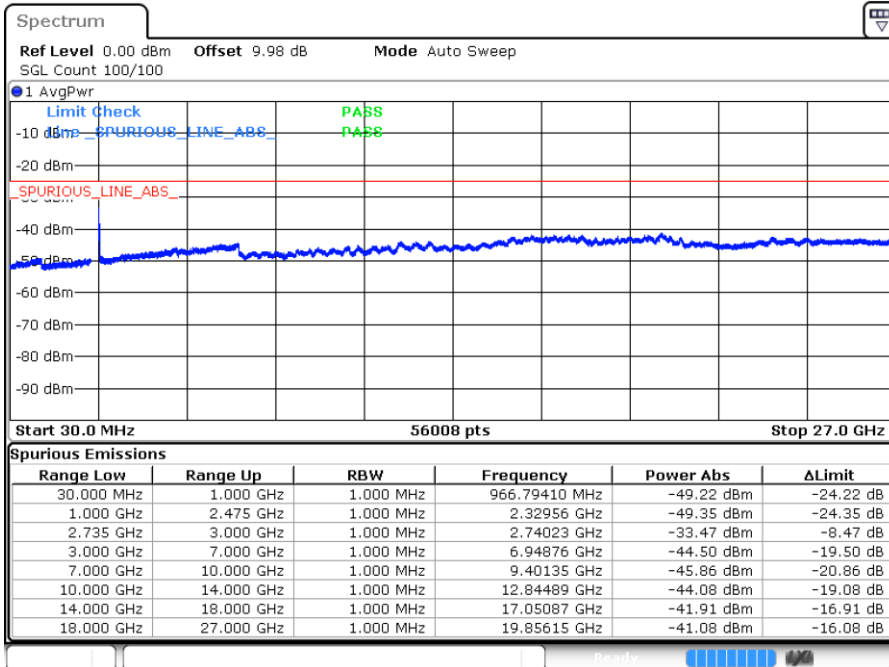
Middle Channel / QPSK



Date: 2 FEB 2021 03:01:06

Date: 2 FEB 2021 03:00:14

Highest Channel / QPSK



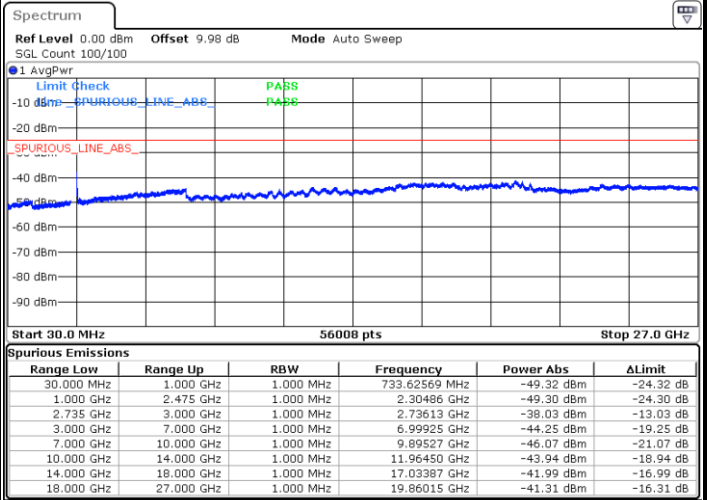
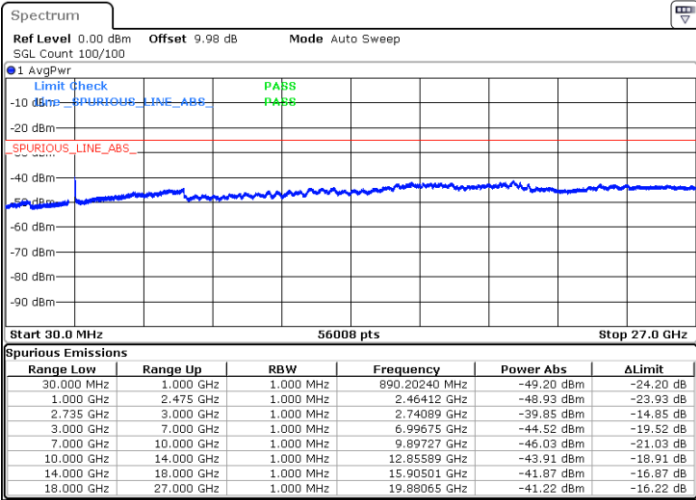
Date: 2 FEB 2021 02:59:23



LTE Band 41C / 20MHz+5MHz

Lowest Channel / QPSK

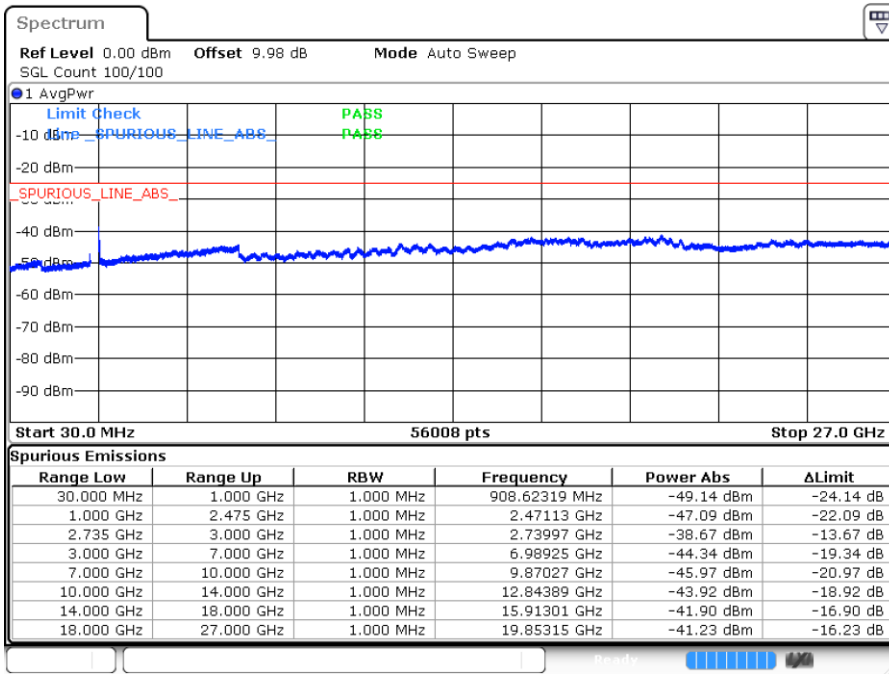
Middle Channel / QPSK



Date: 2 FEB 2021 01:33:05

Date: 2 FEB 2021 01:32:14

Highest Channel / QPSK

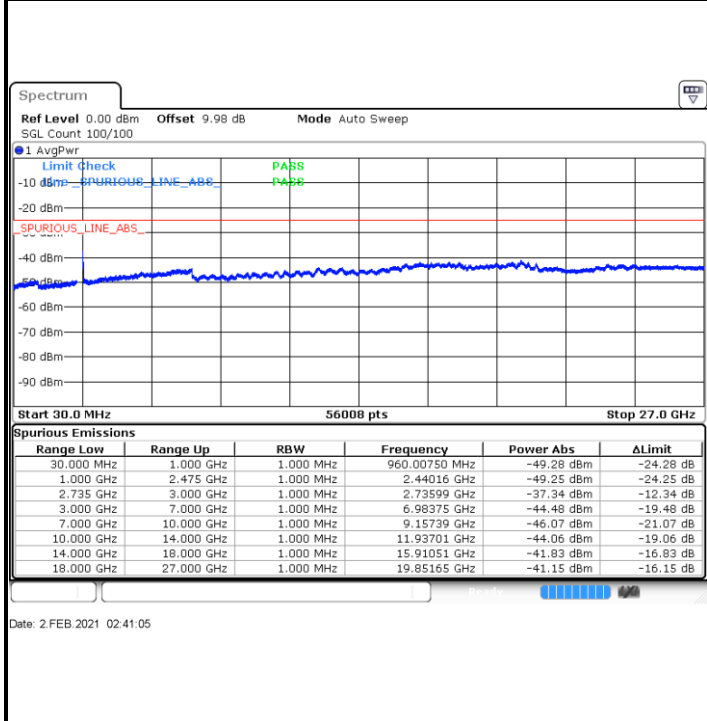


Date: 2 FEB 2021 01:31:21

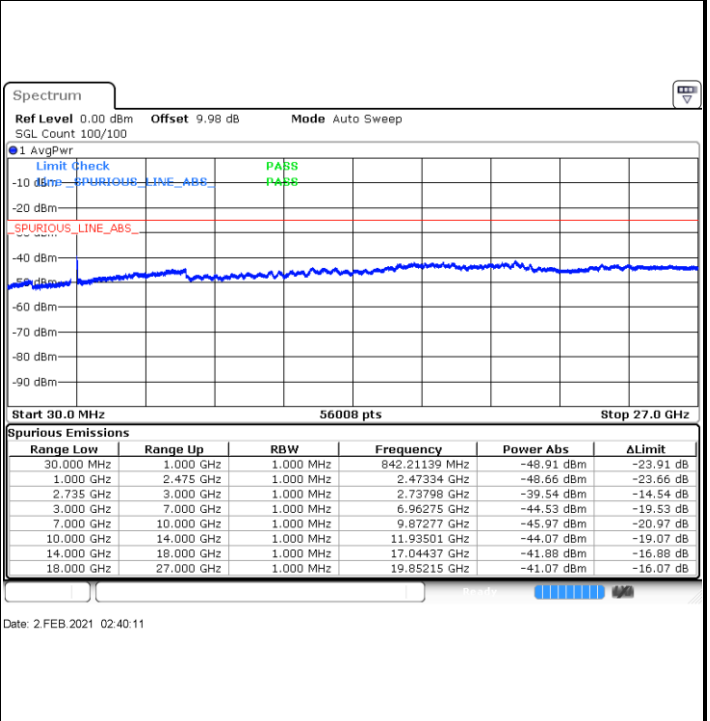


LTE Band 41C / 20MHz+10MHz

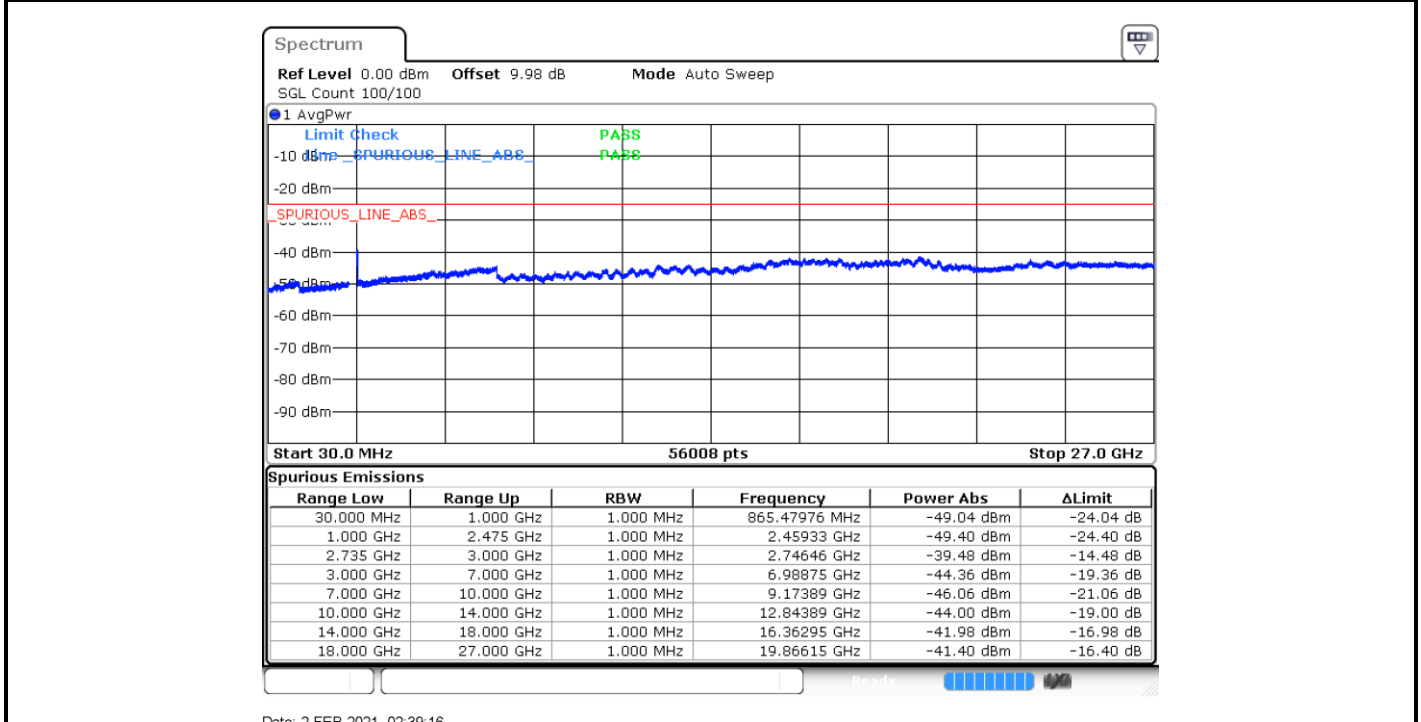
Lowest Channel / QPSK



Middle Channel / QPSK



Highest Channel / QPSK

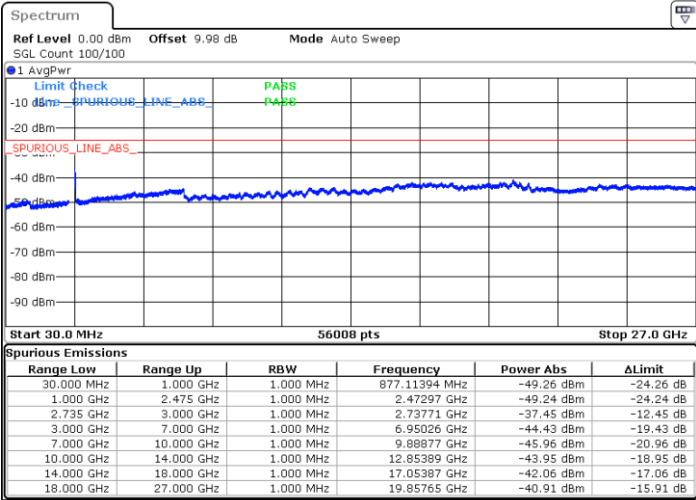




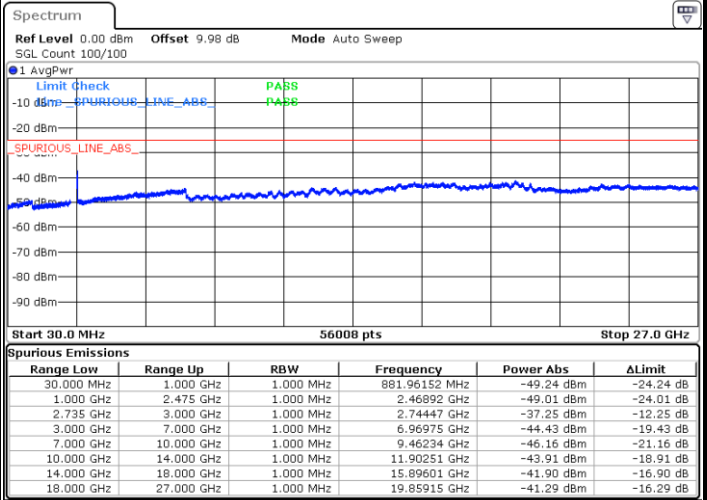
LTE Band 41C / 20MHz+15MHz

Lowest Channel / QPSK

Middle Channel / QPSK

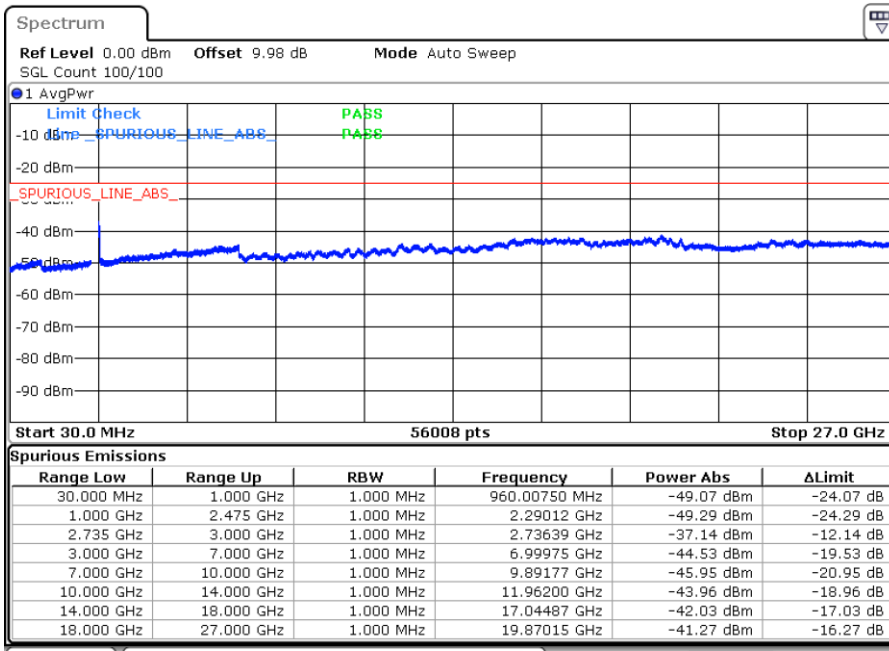


Date: 2 FEB 2021 03:11:48



Date: 2 FEB 2021 03:10:58

Highest Channel / QPSK



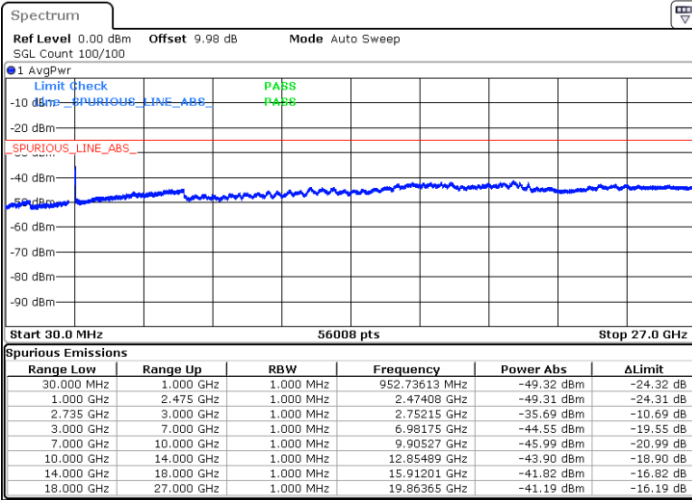
Date: 2 FEB 2021 03:10:06



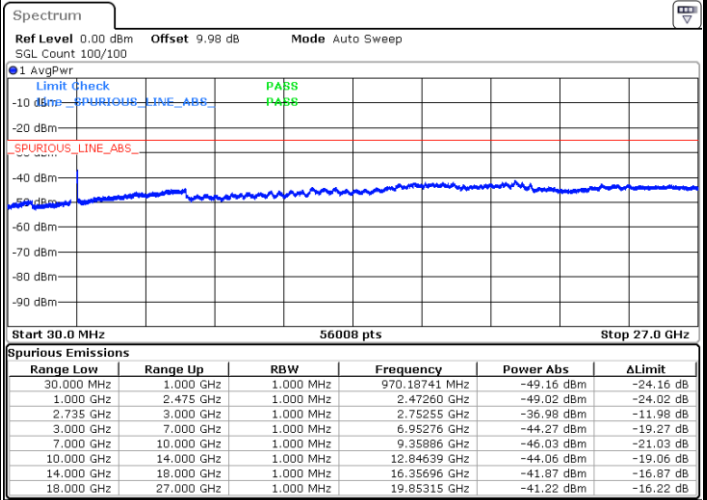
LTE Band 41C / 20MHz+20MHz

Lowest Channel / QPSK

Middle Channel / QPSK

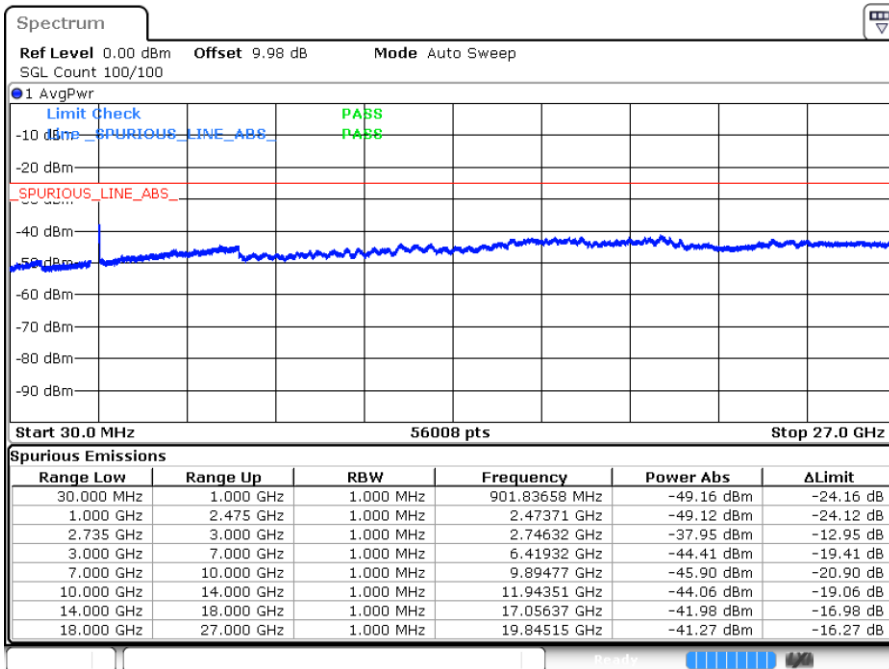


Date: 2 FEB 2021 03:21:59



Date: 2 FEB 2021 03:21:10

Highest Channel / QPSK



Date: 2 FEB 2021 03:20:16



Appendix B. Test Results of Radiated Test

Radiated Spurious Emission

LTE Band 7 / 20MHz / QPSK								
Channel	Frequency (MHz)	EIRP (dBm)	Limit (dBm)	Over Limit (dB)	S.G. Power (dBm)	TX Cable loss (dB)	TX Antenna Gain (dBi)	Polarization (H/V)
Lowest	5004	-63.80	-25	-38.80	-74.01	3.03	13.24	H
	7506	-62.94	-25	-37.94	-72.39	3.56	13.01	H
	10008	-59.39	-25	-34.39	-68.84	3.56	13.01	H
	12501	-59.92	-25	-34.92	-69.44	3.92	13.44	H
	5004	-62.58	-25	-37.58	-72.79	3.03	13.24	V
	7506	-62.59	-25	-37.59	-72.04	3.56	13.01	V
	10008	-50.53	-25	-25.53	-59.98	3.56	13.01	V
Middle	12501	-58.14	-25	-33.14	-67.66	3.92	13.44	V
	5052	-63.67	-25	-38.67	-73.88	3.03	13.24	H
	7578	-63.58	-25	-38.58	-73.03	3.56	13.01	H
	10107	-59.79	-25	-34.79	-70.00	3.03	13.24	H
	12627	-59.84	-25	-34.84	-69.36	3.92	13.44	H
	5052	-61.39	-25	-36.39	-71.60	3.03	13.24	V
	7578	-63.46	-25	-38.46	-72.91	3.56	13.01	V
Highest	10107	-54.12	-25	-29.12	-64.33	3.03	13.24	V
	12627	-58.80	-25	-33.80	-68.32	3.92	13.44	V
	5100	-64.60	-25	-39.60	-74.81	3.03	13.24	H
	7656	-62.84	-25	-37.84	-72.29	3.56	13.01	H
	10206	-59.27	-25	-34.27	-68.72	3.56	13.01	H
	5100	-61.61	-25	-36.61	-71.82	3.03	13.24	V
	7656	-62.92	-25	-37.92	-72.37	3.56	13.01	V
	10206	-52.49	-25	-27.49	-61.94	3.56	13.01	V

Remark: Spurious emissions within 30-1000MHz were found more than 20dB below limit line.



LTE Band 12 / 10MHz / QPSK								
Channel	Frequency (MHz)	ERP (dBm)	Limit (dBm)	Over Limit (dB)	S.G. Power (dBm)	TX Cable loss (dB)	TX Antenna Gain (dBi)	Polarization (H/V)
Lowest	1400	-66.47	-13	-53.47	-69.71	1.11	6.50	H
	2098	-61.37	-13	-48.37	-63.99	1.43	6.20	H
	2798	-58.98	-13	-45.98	-63.42	1.71	8.30	H
	3498	-58.47	-13	-45.47	-63.19	1.93	8.80	H
	1400	-66.33	-13	-53.33	-69.57	1.11	6.50	V
	2098	-59.94	-13	-46.94	-62.56	1.43	6.20	V
	2798	-58.52	-13	-45.52	-62.96	1.71	8.30	V
Middle	1406	-66.90	-13	-53.90	-70.14	1.11	6.50	H
	2108	-60.96	-13	-47.96	-63.58	1.43	6.20	H
	2812	-58.92	-13	-45.92	-63.36	1.71	8.30	H
	3516	-58.38	-13	-45.38	-63.10	1.93	8.80	H
	1406	-66.36	-13	-53.36	-69.60	1.11	6.50	V
	2108	-59.66	-13	-46.66	-62.28	1.43	6.20	V
	2812	-58.07	-13	-45.07	-62.51	1.71	8.30	V
Highest	3516	-58.15	-13	-45.15	-62.87	1.93	8.80	V
	1412	-66.45	-13	-53.45	-69.69	1.11	6.50	H
	2120	-60.45	-13	-47.45	-63.07	1.43	6.20	H
	2826	-59.01	-13	-46.01	-63.45	1.71	8.30	H
	3534	-58.51	-13	-45.51	-63.23	1.93	8.80	H
	1412	-66.38	-13	-53.38	-69.62	1.11	6.50	V
	2120	-59.84	-13	-46.84	-62.46	1.43	6.20	V
	2826	-58.46	-13	-45.46	-62.90	1.71	8.30	V
	3534	-58.41	-13	-45.41	-63.13	1.93	8.80	V

Remark: Spurious emissions within 30-1000MHz were found more than 20dB below limit line.



LTE Band 13 / 5MHz / QPSK								
Channel	Frequency (MHz)	ERP (dBm)	Limit (dBm)	Over Limit (dB)	S.G. Power (dBm)	TX Cable loss (dB)	TX Antenna Gain (dBi)	Polarization (H/V)
Lowest	1554	-65.46	-13	-52.46	-68.09	1.09	5.87	H
	2332	-60.62	-13	-47.62	-63.02	1.37	5.92	H
	3108	-58.75	-13	-45.75	-62.64	1.64	7.68	H
	1554	-65.02	-13	-52.02	-67.65	1.09	5.87	V
	2332	-59.53	-13	-46.53	-61.93	1.37	5.92	V
	3108	-58.13	-13	-45.13	-62.02	1.64	7.68	V
Middle	1560	-65.43	-42.15	-23.28	-68.06	1.09	5.87	H
	2340	-60.24	-13	-47.24	-62.64	1.37	5.92	H
	3120	-58.63	-13	-45.63	-62.52	1.64	7.68	H
	1560	-65.22	-42.15	-23.07	-67.85	1.09	5.87	V
	2340	-59.50	-13	-46.50	-61.90	1.37	5.92	V
	3120	-58.19	-13	-45.19	-62.08	1.64	7.68	V
Highest	1564	-65.17	-42.15	-23.02	-67.80	1.09	5.87	H
	2346	-60.39	-13	-47.39	-62.79	1.37	5.92	H
	3132	-58.03	-13	-45.03	-61.92	1.64	7.68	H
	1564	-64.87	-42.15	-22.72	-67.50	1.09	5.87	V
	2346	-59.25	-13	-46.25	-61.65	1.37	5.92	V
	3132	-57.70	-13	-44.70	-61.59	1.64	7.68	V

Remark: Spurious emissions within 30-1000MHz were found more than 20dB below limit line.

LTE Band 13 / 10MHz / QPSK								
Channel	Frequency (MHz)	ERP (dBm)	Limit (dBm)	Over Limit (dB)	S.G. Power (dBm)	TX Cable loss (dB)	TX Antenna Gain (dBi)	Polarization (H/V)
Middle	1556	-65.38	-13	-52.38	-68.01	1.09	5.87	H
	2332	-60.68	-13	-47.68	-63.08	1.37	5.92	H
	3108	-58.74	-13	-45.74	-62.63	1.64	7.68	H
	1556	-65.62	-13	-52.62	-68.25	1.09	5.87	V
	2332	-59.44	-13	-46.44	-61.84	1.37	5.92	V
	3108	-58.28	-13	-45.28	-62.17	1.64	7.68	V

Remark: Spurious emissions within 30-1000MHz were found more than 20dB below limit line.



LTE Band 41 / 20MHz / QPSK								
Channel	Frequency (MHz)	EIRP (dBm)	Limit (dBm)	Over Limit (dB)	S.G. Power (dBm)	TX Cable loss (dB)	TX Antenna Gain (dBi)	Polarization (H/V)
Lowest	5004	-64.01	-25	-39.01	-74.22	3.03	13.24	H
	7506	-62.93	-25	-37.93	-72.38	3.56	13.01	H
	10008	-60.42	-25	-35.42	-70.63	3.03	13.24	H
	12501	-57.10	-25	-32.10	-66.55	3.56	13.01	H
	15003	-57.96	-25	-32.96	-67.48	3.92	13.44	H
	17505	-52.23	-25	-27.23	-61.75	3.92	13.44	H
	5004	-61.97	-25	-36.97	-72.18	3.03	13.24	V
	7506	-61.41	-25	-36.41	-70.86	3.56	13.01	V
	10008	-58.43	-25	-33.43	-68.64	3.03	13.24	V
	12501	-52.99	-25	-27.99	-62.44	3.56	13.01	V
	15003	-55.71	-25	-30.71	-65.23	3.92	13.44	V
17505	-45.52	-25	-20.52	-54.97	3.56	13.01	V	
Middle	5166	-64.06	-25	-39.06	-74.27	3.03	13.24	H
	7752	-61.75	-25	-36.75	-71.20	3.56	13.01	H
	10336	-60.27	-25	-35.27	-69.72	3.56	13.01	H
	12924	-57.57	-25	-32.57	-67.78	3.03	13.24	H
	15507	-57.68	-25	-32.68	-67.13	3.56	13.01	H
	5166	-63.01	-25	-38.01	-73.22	3.03	13.24	V
	7752	-59.23	-25	-34.23	-68.68	3.56	13.01	V
	10332	-56.84	-25	-31.84	-67.05	3.03	13.24	V
	12924	-54.17	-25	-29.17	-64.38	3.03	13.24	V
15507	-55.72	-25	-30.72	-65.17	3.56	13.01	V	
Highest	5340	-61.15	-25	-36.15	-71.36	3.03	13.24	H
	8016	-62.88	-25	-37.88	-72.33	3.56	13.01	H
	10683	-58.92	-25	-33.92	-69.13	3.03	13.24	H
	13356	-57.83	-25	-32.83	-67.28	3.56	13.01	H
	16029	-54.10	-25	-29.10	-63.62	3.92	13.44	H
	5340	-59.80	-25	-34.80	-70.01	3.03	13.24	V
	8016	-61.95	-25	-36.95	-71.40	3.56	13.01	V
	10683	-56.67	-25	-31.67	-66.88	3.03	13.24	V
	13356	-55.11	-25	-30.11	-64.56	3.56	13.01	V
	16029	-50.14	-25	-25.14	-59.66	3.92	13.44	V

Remark: Spurious emissions within 30-1000MHz were found more than 20dB below limit line.



LTE Band 71 / 20MHz / QPSK								
Channel	Frequency (MHz)	ERP (dBm)	Limit (dBm)	Over Limit (dB)	S.G. Power (dBm)	TX Cable loss (dB)	TX Antenna Gain (dBi)	Polarization (H/V)
Lowest	1328	-64.65	-13	-51.65	-66.40	1.02	4.92	H
	1992	-61.40	-13	-48.40	-63.37	1.27	5.39	H
	2656	-59.04	-13	-46.04	-61.97	1.49	6.57	H
	3318	-57.98	-13	-44.98	-61.38	1.73	7.28	H
	1328	-65.05	-13	-52.05	-66.80	1.02	4.92	V
	1992	-59.89	-13	-46.89	-61.86	1.27	5.39	V
	2656	-58.52	-13	-45.52	-61.45	1.49	6.57	V
Middle	1348	-65.35	-13	-52.35	-67.10	1.02	4.92	H
	2022	-60.83	-13	-47.83	-62.80	1.27	5.39	H
	2696	-58.38	-13	-45.38	-61.31	1.49	6.57	H
	3372	-58.14	-13	-45.14	-61.54	1.73	7.28	H
	1348	-64.71	-13	-51.71	-66.46	1.02	4.92	V
	2022	-59.16	-13	-46.16	-61.13	1.27	5.39	V
	2696	-57.94	-13	-44.94	-60.87	1.49	6.57	V
Highest	3372	-58.07	-13	-45.07	-61.47	1.73	7.28	V
	1358	-65.50	-13	-52.50	-67.25	1.02	4.92	H
	2038	-61.50	-13	-48.50	-63.47	1.27	5.39	H
	2716	-58.98	-13	-45.98	-61.91	1.49	6.57	H
	3396	-58.49	-13	-45.49	-61.89	1.73	7.28	H
	1358	-65.36	-13	-52.36	-67.11	1.02	4.92	V
	2038	-59.99	-13	-46.99	-61.96	1.27	5.39	V
2716	-58.51	-13	-45.51	-61.44	1.49	6.57	V	
3396	-58.05	-13	-45.05	-61.45	1.73	7.28	V	

Remark: Spurious emissions within 30-1000MHz were found more than 20dB below limit line.



LTE Band 7C_CA / 20MHz+20MHz / QPSK								
Channel	Frequency (MHz)	EIRP (dBm)	Limit (dBm)	Over Limit (dB)	S.G. Power (dBm)	TX Cable loss (dB)	TX Antenna Gain (dBi)	Polarization (H/V)
Lowest	5004	-64.12	-25	-39.12	-74.33	3.03	13.24	H
	7504	-61.60	-25	-36.60	-71.05	3.56	13.01	H
	10000	-58.08	-25	-33.08	-67.60	3.92	13.44	H
	12510	-60.55	-25	-35.55	-70.76	3.03	13.24	H
	15010	-54.12	-25	-29.12	-64.04	4.44	14.36	H
	17510	-48.29	-25	-23.29	-58.66	4.77	15.14	H
	5004	-63.77	-25	-38.77	-73.98	3.03	13.24	V
	7504	-57.38	-25	-32.38	-66.83	3.56	13.01	V
	10000	-50.90	-25	-25.90	-60.42	3.92	13.44	V
	12510	-59.22	-25	-34.22	-69.14	4.44	14.36	V
	15010	-52.96	-25	-27.96	-62.41	3.56	13.01	V
17510	-49.01	-25	-24.01	-59.38	4.77	15.14	V	
Middle	5032	-64.51	-25	-39.51	-74.72	3.03	13.24	H
	7548	-63.62	-25	-38.62	-73.07	3.56	13.01	H
	10060	-60.43	-25	-35.43	-69.95	3.92	13.44	H
	5032	-63.34	-25	-38.34	-73.55	3.03	13.24	V
	7548	-63.51	-25	-38.51	-72.96	3.56	13.01	V
	10060	-58.98	-25	-33.98	-68.50	3.92	13.44	V
Highest	5064	-64.32	-25	-39.32	-74.53	3.03	13.24	H
	7592	-60.85	-25	-35.85	-70.30	3.56	13.01	H
	10130	-58.86	-25	-33.86	-68.38	3.92	13.44	H
	12660	-60.14	-25	-35.14	-70.06	4.44	14.36	H
	15190	-55.87	-25	-30.87	-65.32	3.56	13.01	H
	17720	-52.17	-25	-27.17	-62.54	4.77	15.14	H
	5064	-63.63	-25	-38.63	-73.84	3.03	13.24	V
	7592	-55.89	-25	-30.89	-65.34	3.56	13.01	V
	10130	-49.87	-25	-24.87	-59.39	3.92	13.44	V
	12660	-58.04	-25	-33.04	-67.49	3.56	13.01	V
	15190	-56.53	-25	-31.53	-66.45	4.44	14.36	V
	17720	-53.27	-25	-28.27	-63.64	4.77	15.14	V

Remark: Spurious emissions within 30-1000MHz were found more than 20dB below limit line.



LTE Band 41C_CA / 20MHz+20MHz / QPSK								
Channel	Frequency (MHz)	EIRP (dBm)	Limit (dBm)	Over Limit (dB)	S.G. Power (dBm)	TX Cable loss (dB)	TX Antenna Gain (dBi)	Polarization (H/V)
Lowest	4996	-64.88	-25	-39.88	-75.09	3.03	13.24	H
	7492	-62.91	-25	-37.91	-72.36	3.56	13.01	H
	9990	-60.79	-25	-35.79	-70.31	3.92	13.44	H
	12490	-58.97	-25	-33.97	-69.18	3.03	13.24	H
	14980	-48.90	-25	-23.90	-58.35	3.56	13.01	H
	17480	-47.96	-25	-22.96	-57.48	3.92	13.44	H
	4996	-63.52	-25	-38.52	-73.73	3.03	13.24	V
	7492	-57.91	-25	-32.91	-67.36	3.56	13.01	V
	9990	-59.27	-25	-34.27	-68.79	3.92	13.44	V
	12490	-56.46	-25	-31.46	-66.67	3.03	13.24	V
	14980	-45.96	-25	-20.96	-55.41	3.56	13.01	V
17480	-46.99	-25	-21.99	-56.51	3.92	13.44	V	
Middle	5148	-63.78	-25	-38.78	-73.99	3.03	13.24	H
	7724	-64.29	-25	-39.29	-73.74	3.56	13.01	H
	10300	-60.49	-25	-35.49	-70.01	3.92	13.44	H
	12870	-55.06	-25	-30.06	-65.27	3.03	13.24	H
	15450	-53.79	-25	-28.79	-63.24	3.56	13.01	H
	5148	-62.54	-25	-37.54	-72.75	3.03	13.24	H
	7724	-61.65	-25	-36.65	-71.10	3.56	13.01	V
	10300	-59.10	-25	-34.10	-68.62	3.92	13.44	V
	12870	-54.46	-25	-29.46	-64.67	3.03	13.24	V
	15450	-49.37	-25	-24.37	-58.82	3.56	13.01	V
	5148	-63.78	-25	-38.78	-73.99	3.03	13.24	V
7724	-64.29	-25	-39.29	-73.74	3.56	13.01	V	
Highest	5305	-63.75	-25	-38.75	-73.96	3.03	13.24	H
	7955	-63.33	-25	-38.33	-72.78	3.56	13.01	H
	10602	-60.15	-25	-35.15	-69.67	3.92	13.44	H
	13257	-55.88	-25	-30.88	-65.80	4.44	14.36	H
	15912	-47.62	-25	-22.62	-57.99	4.77	15.14	H
	5305	-62.34	-25	-37.34	-72.55	3.03	13.24	V
	7955	-62.51	-25	-37.51	-71.96	3.56	13.01	V
	10602	-59.94	-25	-34.94	-69.46	3.92	13.44	V
	13257	-53.28	-25	-28.28	-63.49	3.03	13.24	V
15912	-48.65	-25	-23.65	-58.10	3.56	13.01	V	

Remark: Spurious emissions within 30-1000MHz were found more than 20dB below limit line.