



FCC RADIO TEST REPORT

FCC ID : 2AJN7-TP00129B
Equipment : Notebook Computer
Brand Name : Lenovo
Model Name : TP00129B
Applicant : LC Future Center Limited Taiwan Branch
7F., No.780, Beian Rd., Zhongshan Dist., Taipei
104, Taiwan
Manufacturer : LCFC (HeFei) Electronics Technology Co., Ltd.
No. 3188-1, Yungu Road (Hefei Export
Processing Zone), Hefei Economics &
Technology Development Area, Anhui, CHINA
Standard : FCC 47 CFR Part 2, 22(H), 24(E), 27

Equipment: Fibocom FM350-GL tested inside of Lenovo Notebook Computer.

The product was received on Sep. 07, 2021 and testing was performed from Sep. 15, 2021 to Jan. 05, 2022. We, Sporton International Inc. Wensan Laboratory, would like to declare that the tested sample has been evaluated in accordance with the test procedures given in ANSI / TIA-603-E and has been in compliance with the applicable technical standards.

The test results in this partial report apply exclusively to the tested model / sample. Without written approval of Sporton International Inc. Wensan Laboratory, the test report shall not be reproduced except in full.

Louis Wu

Approved by: Louis Wu

Sporton International Inc. Wensan Laboratory



Table of Contents

History of this test report	3
Summary of Test Result	4
1 General Description	6
1.1 Product Feature of Equipment Under Test.....	6
1.2 Product Specification of Equipment Under Test.....	8
1.3 Modification of EUT	9
1.4 Testing Location	10
1.5 Applicable Standards.....	10
2 Test Configuration of Equipment Under Test	11
2.1 Test Mode.....	11
2.2 Connection Diagram of Test System.....	14
2.3 Support Unit used in test configuration and system	14
2.4 Frequency List of Low/Middle/High Channels	15
3 Conducted Test Items	23
3.1 Measuring Instruments	23
3.2 Conducted Output Power and ERP/EIRP	24
4 Radiated Test Items	25
4.1 Measuring Instruments	25
4.2 Radiated Spurious Emission Measurement	27
5 List of Measuring Equipment	28
6 Uncertainty of Evaluation	30
Appendix A. Test Results of Conducted Test	
Appendix B. Test Results of Radiated Test	
Appendix C. Test Setup Photographs	



History of this test report

Report No.	Version	Description	Issued Date
FG190606B	01	Initial issue of report	Jan. 26, 2022



Summary of Test Result

Report Clause	Ref Std. Clause	Test Items	Result (PASS/FAIL)	Remark
3.2	§2.1046	Conducted Output Power	Reporting only	-
	§22.913 (a)(5)	Effective Radiated Power (Band 5) (Band 26)	Pass	
	§27.50 (b)(10) §27.50 (c)(10)	Effective Radiated Power (Band 12) (Band 13) (Band 17) (Band 71)		
	§24.232 (c) §27.50 (h)(2)	Equivalent Isotropic Radiated Power (Band 2) (Band 25) (Band 7) (Band 38) (Band 41)		
	§27.50 (d)(4)	Equivalent Isotropic Radiated Power (Band 4) (Band 66)		
-	§24.232 (d) §27.50 (d)(5)	Peak-to-Average Ratio	-	See Note
-	§2.1049	Occupied Bandwidth	-	See Note
-	§2.1051 §22.917 (a) §24.238 (a) §27.53 (c)(2)(4) §27.53 (g) §27.53 (h)	Conducted Band Edge Measurement (Band 2) (Band 4) (Band 5) (Band 12) (Band 13) (Band 17) (Band 25) (Band 26) (Band 66) (Band 71)	-	See Note
	§2.1051 §27.53 (m)(4)	Conducted Band Edge Measurement (Band 7) (Band 38) (Band 41)		
-	§2.1051 §22.917 (a) §24.238 (a) §27.53 (c)(2) §27.53 (g) §27.53 (h)	Conducted Spurious Emission (Band 2) (Band 4) (Band 5) (Band 12) (Band 13) (Band 17) (Band 25) (Band 26) (Band 66) (Band 71)	-	See Note
	§2.1051 §27.53 (m)(4)	Conducted Spurious Emission (Band 7) (Band 38) (Band 41)		
-	§2.1055 §22.355 §24.235 §27.54	Frequency Stability Temperature & Voltage	-	See Note



Report Clause	Ref Std. Clause	Test Items	Result (PASS/FAIL)	Remark
4.2	§2.1053 §22.917 (a) §24.238 (a) §27.53 (c)(2) §27.53 (f) §27.53 (g) §27.53 (h)	Radiated Spurious Emission (Band 2) (Band 4) (Band 5) (Band 12) (Band 13) (Band 17) (Band 25) (Band 26) (Band 66) (Band 71)	Pass	Under limit 14.84 dB at 7648.000 MHz
	§2.1051 §27.53 (m)(4)	Radiated Spurious Emission (Band 7) (Band 38) (Band 41)		

Note:

1. The certified module (model: FM350-GL) which supports normal mode and TX switching mode being integrated into a notebook computer. Spot check on both modes were performed and no degradation occur. Thus the module test results were leveraged in this report and additionally reporting the spot check results in this report.
2. In normal mode, Conducted power was verified to be consistent with the original modular approval, so the output power level in the original modular grant is referenced in this report for determining ERP/EIRP of this host product, and verified the TX switching mode of Radiated Spurious Emission and Conducted power.

Declaration of Conformity:

The test results with all measurement uncertainty excluded are presented in accordance with the regulation limits or requirements declared by manufacturers.

Comments and Explanations:

The declared of product specification for EUT presented in the report are provided by the manufacturer, and the manufacturer takes all the responsibilities for the accuracy of product specification.

Reviewed by: Sheng Kuo

Report Producer: Amy Chen



1 General Description

1.1 Product Feature of Equipment Under Test

Product Feature	
Equipment	Notebook Computer
Brand Name	Lenovo
Model Name	TP00129B
FCC ID	2AJN7-TP00129B
Sample 1	EUT with Amphenol Antenna
Sample 2	EUT with Novocomms/JYT Antenna
EUT supports Radios application	WCDMA/HSPA/LTE/5G NR/GNSS
EUT Stage	Production Unit

Remark:

1. The above EUT's information was declared by manufacturer.
2. Equipment: Fibocom FM350-GL tested inside of Lenovo Notebook Computer.

	Normal mode	TX switching mode
	TX/RX	TX/RX
Ant_0 (Main)	WCDMA : 2/4/5 LTE : 2/4/5/7/12/13/14/17/25/26/30/38/66/71 NR : 2/5/7/25/30/38/66/71	WCDMA : 5 LTE : 5/12/13/14/17/26/41/48/71 NR : 5/41/71/77/78
Ant_2 (MIMO2)	LTE : 41/48 NR : 41/77/78	WCDMA : 2/4 LTE : 2/4/7/25/30/38/66 NR : 2/7/25/30/38/66



Antenna Information				
Main Antenna	Manufacturer	Amphenol	Peak gain(dBi)	LTE Band 2 : -0.22 LTE Band 4 : 1.95 LTE Band 5 : -0.65 LTE Band 7 : 1.45 LTE Band 12 : -2.03 LTE Band 13 : -0.43 LTE Band 17 : -2.26 LTE Band 25 : -0.06 LTE Band 26 : -0.12 LTE Band 38 : 1.80 LTE Band 41 : 1.87 LTE Band 66 : 1.55 LTE Band 71 : -1.86
	Part number	TKC116-16-000-C	Type	PIFA
	Manufacturer	Novocomms/JYT	Peak gain(dBi)	LTE Band 2 : -1.42 LTE Band 4 : 0.05 LTE Band 5 : 0.37 LTE Band 7 : 1.88 LTE Band 12 : -0.33 LTE Band 13 : 0.96 LTE Band 17 : -0.08 LTE Band 25 : -1.42 LTE Band 26 : 0.67 LTE Band 38 : 1.84 LTE Band 41 : 1.83 LTE Band 66 : 0.05 LTE Band 71 : -0.39
	Part number	JYAAE0150HR	Type	PIFA
MIMO 2 Antenna	Manufacturer	Amphenol	Peak gain(dBi)	LTE Band 2 : 0.20 LTE Band 4 : 0.93 LTE Band 7 : 1.94 LTE Band 25 : 0.39 LTE Band 38 : 1.79 LTE Band 41 : 1.93 LTE Band 66 : 1.13
	Part number	TKC115-16-000-C	Type	PIFA
	Manufacturer	Novocomms/JYT	Peak gain(dBi)	LTE Band 2 : -0.50 LTE Band 4 : -0.78 LTE Band 7 : 2.28 LTE Band 25 : -0.50 LTE Band 38 : 1.65 LTE Band 41 : 2.28 LTE Band 66 : -0.74
	Part number	JYAAE0151HR	Type	PIFA

Remark:The above EUT's information was declared by manufacturer. Please refer to Comments and Explanations in report summary.



1.2 Product Specification of Equipment Under Test

Product Specification is subject to this standard	
Tx Frequency	LTE Band 2: 1850.7 MHz ~ 1909.3 MHz LTE Band 4: 1710.7 MHz ~ 1754.3 MHz LTE Band 5: 824.7 MHz ~ 848.3 MHz LTE Band 7: 2502.5 MHz ~ 2567.5 MHz LTE Band 12: 699.7 MHz ~ 715.3 MHz LTE Band 13: 779.5 MHz ~ 784.5 MHz LTE Band 17 : 706.5 MHz ~ 713.5 MHz LTE Band 25: 1850.7MHz ~ 1914.3 MHz LTE Band 26: 824.7MHz ~ 848.3 MHz LTE Band 38: 2572.5MHz ~ 2617.5MHz LTE Band 41: 2498.5 MHz ~ 2687.5 MHz LTE Band 66: 1710.7 MHz ~ 1779.3 MHz LTE Band 71: 665.5 MHz ~ 695.5 MHz
Rx Frequency	LTE Band 2: 1930.7 MHz ~ 1989.3 MHz LTE Band 4: 2110.7 MHz ~ 2154.3 MHz LTE Band 5: 869.7 MHz ~ 893.3 MHz LTE Band 7: 2622.5MHz ~ 2687.5 MHz LTE Band 12: 729.7 MHz ~ 745.3 MHz LTE Band 13: 748.5 MHz ~ 753.5 MHz LTE Band 17 : 736.5 MHz ~ 743.5 MHz LTE Band 25: 1930.7MHz ~ 1994.3 MHz LTE Band 26: 869.7MHz ~ 893.3MHz LTE Band 38: 2572.5MHz ~ 2617.5MHz LTE Band 41: 2498.5 MHz ~ 2687.5 MHz LTE Band 66: 2110.7 MHz ~ 2199.3 MHz LTE Band 71: 619.5 MHz ~ 649.5 MHz
Bandwidth	LTE Band 2: 1.4MHz / 3MHz / 5MHz / 10MHz / 15MHz / 20MHz LTE Band 4: 1.4MHz / 3MHz / 5MHz / 10MHz / 15MHz / 20MHz LTE Band 5: 1.4MHz / 3MHz / 5MHz / 10MHz LTE Band 7: 5MHz/ 10MHz / 15MHz / 20MHz LTE Band 12: 1.4MHz / 3MHz / 5MHz / 10MHz LTE Band 13: 5MHz / 10MHz LTE Band 17 : 5MHz / 10MHz LTE Band 25: 1.4MHz / 3MHz / 5MHz / 10MHz / 15MHz / 20MHz LTE Band 26: 1.4MHz / 3MHz / 5MHz / 10MHz / 15MHz LTE Band 38: 5MHz / 10MHz / 15MHz / 20MHz LTE Band 41: 5MHz / 10MHz / 15MHz / 20MHz LTE Band 66: 1.4MHz / 3MHz / 5MHz / 10MHz / 15MHz / 20MHz LTE Band 71: 5MHz / 10MHz / 15MHz / 20MHz



Product Specification is subject to this standard	
Maximum Output Power to Antenna	<Main Antenna> LTE Band 2 : 22.46 dBm LTE Band 4 : 22.46 dBm LTE Band 5 : 23.67 dBm LTE Band 5B : 22.99 dBm LTE Band 7 : 22.58 dBm LTE Band 7C : 21.74 dBm LTE Band 12 : 23.95 dBm LTE Band 13 : 24.43 dBm LTE Band 17 : 23.86 dBm LTE Band 25 : 22.46 dBm LTE Band 26 : 23.70 dBm LTE Band 38 : 23.39 dBm LTE Band 38C : 21.70 dBm LTE Band 41 : 24.85 dBm for HPUE LTE Band 41C : 19.20 dBm for HPUE LTE Band 66 : 22.86 dBm LTE Band 66B : 22.66 dBm LTE Band 66C : 22.28 dBm LTE Band 71 : 23.81 dBm
	<MIMO 2 Antenna> LTE Band 2 : 22.82 dBm LTE Band 4 : 23.23 dBm LTE Band 7 : 23.35 dBm LTE Band 7C : 21.88 dBm LTE Band 25 : 22.80 dBm LTE Band 38 : 22.70 dBm LTE Band 38C : 21.93 dBm LTE Band 41 : 26.40 dBm for HPUE LTE Band 41C : 21.90 dBm LTE Band 41C : 26.32 dBm for HPUE LTE Band 66 : 22.63 dBm LTE Band 66B : 21.91 dBm LTE Band 66C : 21.91 dBm
Type of Modulation	QPSK / 16QAM / 64QAM / 256QAM

1.3 Modification of EUT

No modifications are made to the EUT during all test items.



1.4 Testing Location

Test Site	Sporton International Inc. EMC & Wireless Communications Laboratory
Test Site Location	No.52, Huaya 1st Rd., Guishan Dist., Taoyuan City 333
Test Site No.	Sporton Site No.
	TH03-HY (TAF Code: 1190)
Test Engineer	Benjamin Lin
Temperature (°C)	23.5~25°C
Relative Humidity (%)	49.4~52%
Remark	The Conducted test item subcontracted to Sporton International Inc. EMC & Wireless Communications Laboratory

Test Site	Sporton International Inc. Wensan Laboratory
Test Site Location	No.58, Aly. 75, Ln. 564, Wenhua 3rd, Rd., Guishan Dist., Taoyuan City 333010
Test Site No.	Sporton Site No.
	03CH13-HY
Test Engineer	Yuan Lee, Jacky Hong, Wilson Wu, and Peter Liao
Temperature (°C)	20~25°C
Relative Humidity (%)	50~60%

Note: The test site complies with ANSI C63.4 2014 requirement.

FCC Designation No.: TW1190 and TW3786

1.5 Applicable Standards

According to the specifications of the manufacturer, the EUT must comply with the requirements of the following standards:

- ♦ ANSI C63.26-2015
- ♦ ANSI / TIA-603-E
- ♦ FCC 47 CFR Part 2, 22(H), 24(E), 27
- ♦ FCC KDB 971168 D01 Power Meas. License Digital Systems v03r01
- ♦ FCC KDB 412172 D01 Determining ERP and EIRP v01r01
- ♦ FCC KDB 414788 D01 Radiated Test Site v01r01.

Remark:

1. All test items were verified and recorded according to the standards and without any deviation during the test.
2. The TAF code is not including all the FCC KDB listed without accreditation.



2 Test Configuration of Equipment Under Test

2.1 Test Mode

Antenna port conducted and radiated test items listed below are performed according to KDB 971168 D01 Power Meas. License Digital Systems v03r01 with maximum output power.

Test Items	Band	Bandwidth (MHz)						Modulation				RB #			Test Channel		
		1.4	3	5	10	15	20	QPSK	16QAM	64QAM	256QAM	1	Half	Full	L	M	H
Max. Output Power	2	v	v	v	v	v	v	v	v	v	v	v	v	v	v	v	v
	4	v	v	v	v	v	v	v	v	v	v	v	v	v	v	v	v
	5	v	v	v	v	-	-	v	v	v		v	v	v	v	v	v
	7	-	-	v	v	v	v	v	v	v	v	v	v	v	v	v	v
	12	v	v	v	v	-	-	v	v	v		v	v	v	v	v	v
	13	-	-	v	v	-	-	v	v	v		v	v	v	v	v	v
	17	-	-	v	v	-	-	v	v	v		v	v	v	v	v	v
	25	v	v	v	v	v	v	v	v	v	v	v	v	v	v	v	v
	26	v	v	v	v	v	-	v	v	v		v	v	v	v	v	v
	38	-	-	v	v	v	v	v	v	v	v	v	v	v	v	v	v
	41	-	-	v	v	v	v	v	v	v	v	v	v	v	v	v	v
	66	v	v	v	v	v	v	v	v	v	v	v	v	v	v	v	v
	71	-	-	v	v	v	v	v	v	v		v	v	v	v	v	v



Test Items	Band	Bandwidth (MHz)						Modulation				RB #			Test Channel		
		1.4	3	5	10	15	20	QPSK	16QAM	64QAM	256QAM	1	Half	Full	L	M	H
E.R.P / E.I.R.P	2	v	v	v	v	v	v	v	v	v	v	Max. Power					
	4	v	v	v	v	v	v	v	v	v	v						
	5	v	v	v	v	-	-	v	v	v							
	7	-	-	v	v	v	v	v	v	v	v						
	12	v	v	v	v	-	-	v	v	v							
	13	-	-	v	v	-	-	v	v	v							
	17	-	-	v	v	-	-	v	v	v							
	25	v	v	v	v	v	v	v	v	v	v						
	26	v	v	v	v	v	-	v	v	v							
	38	-	-	v	v	v	v	v	v	v	v						
	41	-	-	v	v	v	v	v	v	v	v						
	66	v	v	v	v	v	v	v	v	v	v						
	71	-	-	v	v	v	v	v	v	v							
Radiated Spurious Emission	2	Covered by Band 25															
	4	Covered by Band 66															
	5	Covered by Band 26															
	7	-	-				v	v				v			v	v	v
	12				v	-	-	v				v			v	v	v
	13	-	-	v	v	-	-	v				v			v	v	v
	17	Covered by Band 12															
	25						v	v				v			v	v	v
	26					v	-	v				v			v	v	v
	38	-	-				v	v				v			v	v	v
	41	-	-				v	v				v			v	v	v
	66						v	v				v			v	v	v
71	-	-				v	v				v			v	v	v	
Remark	<ol style="list-style-type: none"> The mark "v" means that this configuration is chosen for testing The mark "-" means that this bandwidth is not supported. The device is investigated from 30MHz to 10 times of fundamental signal for radiated spurious emission test under different RB size/offset and modulations in exploratory test. Subsequently, only the worst case emissions are reported. Wider operating range bandwidth covers narrower one when the power is higher or the same. For modulation of 256QAM, the maximum power of 256QAM is lower than other modulation (QPSK/16QAM/64QAM), therefore, for Normal Mode, according to engineering evaluation, we choose higher power (QPSK/16QAM/64QAM) to perform all tests and show in the report. 																

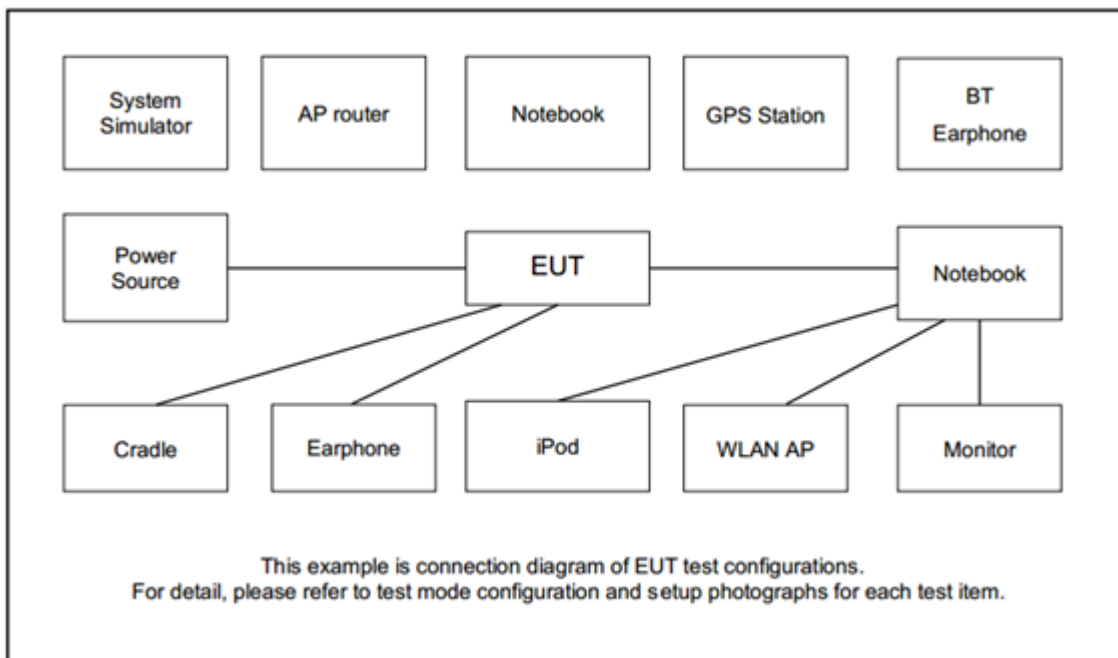


Test Items	Band	Bandwidth (MHz)					Modulation				RB #			Test Channel			
		3+5	5+3	5+10	10+5	10+10	QPSK	16QAM	64QAM	256QAM	1	Half	Full	L	M	H	
Max. Output Power	5B_CA	-	-			v	v	v	v		v			v	v	v	v
E.R.P.	5B_CA	-	-			v	v	v	v		Max. Power						
Radiated Spurious Emission	5B_CA					v	v				v				v	v	v
Remark	<ol style="list-style-type: none"> The mark "v" means that this configuration is chosen for testing The mark "-" means that this bandwidth is not supported. The device is investigated from 30MHz to 10 times of fundamental signal for radiated spurious emission test under different RB size/offset and modulations in exploratory test. Subsequently, only the worst case emissions are reported. For modulation of 256QAM, the maximum power of 256QAM is lower than other modulation (QPSK/16QAM/64QAM), therefore, according to engineering evaluation, we choose higher power (QPSK/16QAM/64QAM) to perform all tests and show in the report. 																

Test Items	Band	Bandwidth (MHz)										Modulation				RB #			Test Channel		
		20+20	20+15	15+20	20+10	10+20	20+5	5+20	15+15	15+10	10+15	QPSK	16QAM	64QAM	256QAM	1	Half	Full	L	M	H
Max. Output Power	7C_CA	v	v	v	v	v	-	-	v	v	-	v	v	v	v	v		v	v	v	v
	38C_CA	v							v			v	v	v	v	v		v	v	v	v
	41C_CA	v	v	v	v	v	v	v	v	v	v	v	v	v	v	v		v	v	v	v
	66C_CA		v		v	v	v	v	v	v	v	v	v	v	v	v		v	v	v	v
E.I.R.P.	7C_CA	v	v	v	v	v	-	-	v	v	-	v	v	v	v		Max. Power				
	38C_CA	v							v			v	v	v	v						
	41C_CA	v	v	v	v	v	v	v	v	v	v	v	v	v	v						
	66C_CA		v		v	v	v	v	v	v	v	v	v	v	v						
Radiated Spurious Emission	7C_CA	v										v				v			v	v	v
	38C_CA	Covered by Band 41C																			
	41C_CA	v										v				v			v	v	v
	66C_CA	v										v				v			v	v	v
Remark	<ol style="list-style-type: none"> The mark "v" means that this configuration is chosen for testing The mark "-" means that this bandwidth is not supported. The device is investigated from 30MHz to 10 times of fundamental signal for radiated spurious emission test under different RB size/offset and modulations in exploratory test. Subsequently, only the worst case emissions are reported. Wider operating range bandwidth covers narrower one when the power is higher or the same. For modulation of 256QAM, the maximum power of 256QAM is lower than other modulation (QPSK/16QAM/64QAM), therefore, according to engineering evaluation, we choose higher power (QPSK/16QAM/64QAM) to perform all tests and show in the report. 																				

Test Items	Band	Bandwidth (MHz)						Modulation				RB #			Test Channel		
		5+5	5+10	10+5	5+15	15+5	10+10	QPSK	16QAM	64QAM	256QAM	1	Half	Full	L	M	H
Max. Output Power	66B_CA					v		v	v	v	v	v			v	v	v
E.I.R.P.	66B_CA					v		v	v	v	v	Max. Power					
Radiated Spurious Emission	66B_CA						v	v				v			v	v	v
Remark	<ol style="list-style-type: none"> The mark "v" means that this configuration is chosen for testing The mark "-" means that this bandwidth is not supported. The device is investigated from 30MHz to 10 times of fundamental signal for radiated spurious emission test under different RB size/offset and modulations in exploratory test. Subsequently, only the worst case emissions are reported. For modulation of 256QAM, the maximum power of 256QAM is lower than other modulation (QPSK/16QAM/64QAM), therefore, according to engineering evaluation, we choose higher power (QPSK/16QAM/64QAM) to perform all tests and show in the report. 																

2.2 Connection Diagram of Test System



2.3 Support Unit used in test configuration and system

Item	Equipment	Brand Name	Model No.	FCC ID	Data Cable	Power Cord
1.	System Simulator	Anritsu	MT8820C	N/A	N/A	Unshielded, 1.8 m
2.	System Simulator	Anritsu	MT8821C	N/A	N/A	Unshielded, 1.8 m
3.	Earphone	SONY	MH750	N/A	Unshielded, 1.2 m	N/A



2.4 Frequency List of Low/Middle/High Channels

LTE Band 2 Channel and Frequency List				
BW [MHz]	Channel/Frequency(MHz)	Lowest	Middle	Highest
20	Channel	18700	18900	19100
	Frequency	1860	1880	1900
15	Channel	18675	18900	19125
	Frequency	1857.5	1880	1902.5
10	Channel	18650	18900	19150
	Frequency	1855	1880	1905
5	Channel	18625	18900	19175
	Frequency	1852.5	1880	1907.5
3	Channel	18615	18900	19185
	Frequency	1851.5	1880	1908.5
1.4	Channel	18607	18900	19193
	Frequency	1850.7	1880	1909.3

LTE Band 4 Channel and Frequency List				
BW [MHz]	Channel/Frequency(MHz)	Lowest	Middle	Highest
20	Channel	20050	20175	20300
	Frequency	1720	1732.5	1745
15	Channel	20025	20175	20325
	Frequency	1717.5	1732.5	1747.5
10	Channel	20000	20175	20350
	Frequency	1715	1732.5	1750
5	Channel	19975	20175	20375
	Frequency	1712.5	1732.5	1752.5
3	Channel	19965	20175	20385
	Frequency	1711.5	1732.5	1753.5
1.4	Channel	19957	20175	20393
	Frequency	1710.7	1732.5	1754.3



LTE Band 5 Channel and Frequency List				
BW [MHz]	Channel/Frequency(MHz)	Lowest	Middle	Highest
10	Channel	20450	20525	20600
	Frequency	829	836.5	844
5	Channel	20425	20525	20625
	Frequency	826.5	836.5	846.5
3	Channel	20415	20525	20635
	Frequency	825.5	836.5	847.5
1.4	Channel	20407	20525	20643
	Frequency	824.7	836.5	848.3

LTE Band 7 Channel and Frequency List				
BW [MHz]	Channel/Frequency(MHz)	Lowest	Middle	Highest
20	Channel	20850	21100	21350
	Frequency	2510	2535	2560
15	Channel	20825	21100	21375
	Frequency	2507.5	2535	2562.5
10	Channel	20800	21100	21400
	Frequency	2505	2535	2565
5	Channel	20775	21100	21425
	Frequency	2502.5	2535	2567.5

LTE Band 12 Channel and Frequency List				
BW [MHz]	Channel/Frequency(MHz)	Lowest	Middle	Highest
10	Channel	23060	23095	23130
	Frequency	704	707.5	711
5	Channel	23035	23095	23155
	Frequency	701.5	707.5	713.5
3	Channel	23025	23095	23165
	Frequency	700.5	707.5	714.5
1.4	Channel	23017	23095	23173
	Frequency	699.7	707.5	715.3



LTE Band 13 Channel and Frequency List				
BW [MHz]	Channel/Frequency(MHz)	Lowest	Middle	Highest
10	Channel	-	23230	-
	Frequency	-	782	-
5	Channel	23205	23230	23255
	Frequency	779.5	782	784.5

LTE Band 17 Channel and Frequency List				
BW [MHz]	Channel/Frequency(MHz)	Lowest	Middle	Highest
10	Channel	23780	23790	23800
	Frequency	709	710	711
5	Channel	23755	23790	23825
	Frequency	706.5	710	713.5

LTE Band 25 Channel and Frequency List				
BW [MHz]	Channel/Frequency(MHz)	Lowest	Middle	Highest
20	Channel	26140	26340	26590
	Frequency	1860	1880	1905
15	Channel	26115	26340	26615
	Frequency	1857.5	1880	1907.5
10	Channel	26090	26340	26640
	Frequency	1855	1880	1910
5	Channel	26065	26340	26665
	Frequency	1852.5	1880	1912.5
3	Channel	26055	26340	26675
	Frequency	1851.5	1880	1913.5
1.4	Channel	26047	26340	26683
	Frequency	1850.7	1880	1914.3



LTE Band 26 Channel and Frequency List				
BW [MHz]	Channel/Frequency(MHz)	Lowest	Middle	Highest
15	Channel	26865	26915	26965
	Frequency	831.5	836.5	841.5
10	Channel	26840	26915	26990
	Frequency	829.0	836.5	844.0
5	Channel	26815	26915	27015
	Frequency	826.5	836.5	846.5
3	Channel	26805	26915	27025
	Frequency	825.5	836.5	847.5
1.4	Channel	26797	26915	27033
	Frequency	824.7	836.5	848.3

LTE Band 38 Channel and Frequency List				
BW [MHz]	Channel/Frequency(MHz)	Lowest	Middle	Highest
20	Channel	37850	38000	38150
	Frequency	2580.0	2595.0	2610.0
15	Channel	37825	38000	38175
	Frequency	2577.5	2595.0	2612.5
10	Channel	37800	38000	38200
	Frequency	2575.0	2595.0	2615.0
5	Channel	37775	38000	38225
	Frequency	2572.5	2595.0	2617.5

LTE Band 41 Channel and Frequency List				
BW [MHz]	Channel/Frequency(MHz)	Lowest	Middle	Highest
20	Channel	39750	40620	41490
	Frequency	2506.0	2593.0	2680.0
15	Channel	39725	40620	41515
	Frequency	2503.5	2593.0	2682.5
10	Channel	39700	40620	41540
	Frequency	2501.0	2593.0	2685.0
5	Channel	39675	40620	41565
	Frequency	2498.5	2593.0	2687.5



LTE Band 66 Channel and Frequency List				
BW [MHz]	Channel/Frequency(MHz)	Lowest	Middle	Highest
20	Channel	132072	132322	132572
	Frequency	1720	1745	1770
15	Channel	132047	132322	132597
	Frequency	1717.5	1745	1772.5
10	Channel	132022	132322	132622
	Frequency	1715	1745	1775
5	Channel	131997	132322	132647
	Frequency	1712.5	1745	1777.5
3	Channel	131987	132322	132657
	Frequency	1711.5	1745	1778.5
1.4	Channel	131979	132322	132665
	Frequency	1710.7	1745	1779.3

LTE Band 71 Channel and Frequency List				
BW [MHz]	Channel/Frequency(MHz)	Lowest	Middle	Highest
20	Channel	133222	133297	133372
	Frequency	673.0	680.5	688.0
15	Channel	133197	133297	133397
	Frequency	670.5	680.5	690.5
10	Channel	133172	133297	133422
	Frequency	668.0	680.5	693.0
5	Channel	133147	133297	133447
	Frequency	665.5	680.5	695.5

LTE Band 5B Channel and Frequency List_CA					
BW [MHz]	Channel/Frequency(MHz)	Lowest	Middle	Highest	
10 + 10	PCC	Channel	20450	20476	20501
		Frequency	829.0	831.6	834.1
	SCC	Channel	20549	20575	20600
		Frequency	838.9	841.5	844.0



LTE Band 7 Channel and Frequency List_CA					
BW [MHz]	Channel/Frequency(MHz)		Lowest	Middle	Highest
20 + 20	PCC	Channel	20850	21001	21152
		Frequency	2510.0	2525.1	2540.2
	SCC	Channel	21048	21199	21350
		Frequency	2529.8	2544.9	2560.0
20 + 15	PCC	Channel	20850	21026	21201
		Frequency	2510.0	2527.6	2545.1
	SCC	Channel	21021	21197	21372
		Frequency	2527.1	2544.7	2562.2
15 + 20	PCC	Channel	20828	21003	21179
		Frequency	2507.8	2525.3	2542.9
	SCC	Channel	20999	21174	21350
		Frequency	2524.9	2542.4	2560.0
20 + 10	PCC	Channel	20850	21051	21251
		Frequency	2510.0	2530.1	2550.1
	SCC	Channel	20994	21195	21395
		Frequency	2524.4	2544.5	2564.5
10 + 20	PCC	Channel	20805	21006	21206
		Frequency	2505.5	2525.6	2545.6
	SCC	Channel	20949	21150	21350
		Frequency	2519.9	2540.0	2560.0
15 + 15	PCC	Channel	20825	21025	21225
		Frequency	2507.5	2527.5	2547.5
	SCC	Channel	20975	21175	21375
		Frequency	2522.5	2542.5	2562.5
15 + 10	PCC	Channel	20825	21051	21277
		Frequency	2507.5	2530.1	2552.7
	SCC	Channel	20945	21171	21397
		Frequency	2519.5	2542.1	2564.7



LTE Band 38 Channel and Frequency List					
BW [MHz]	Channel/Frequency(MHz)		Lowest	Middle	Highest
20 + 20	PCC	Channel	37850	37901	37952
		Frequency	2580.0	2585.1	2590.2
	SCC	Channel	38048	38099	38150
		Frequency	2599.8	2604.9	2610.0
15+ 15	PCC	Channel	37825	37925	38025
		Frequency	2577.5	2587.5	2597.5
	SCC	Channel	37975	38075	38175
		Frequency	2592.5	2602.5	2612.5

LTE Band 41 Channel and Frequency List_CA					
BW [MHz]	Channel/Frequency(MHz)		Lowest	Middle	Highest
20 + 20	PCC	Channel	39750	40521	41292
		Frequency	2506.0	2583.1	2660.2
	SCC	Channel	39948	40719	41490
		Frequency	2525.8	2602.9	2680.0
20 + 15	PCC	Channel	39750	40546	41341
		Frequency	2506.0	2585.6	2665.1
	SCC	Channel	39921	40717	41512
		Frequency	2523.1	2602.7	2682.2
15 + 20	PCC	Channel	39728	40523	41319
		Frequency	2503.8	2593.3	2662.9
	SCC	Channel	39899	40694	41490
		Frequency	2520.9	2600.4	2680.0
20 + 10	PCC	Channel	39750	40571	41391
		Frequency	2506.0	2588.1	2670.1
	SCC	Channel	39894	40715	41535
		Frequency	2520.4	2602.5	2684.5
10 + 20	PCC	Channel	39705	40526	41346
		Frequency	2501.5	2583.6	2665.6
	SCC	Channel	39849	40670	41490
		Frequency	2515.9	2598.0	2680.0



LTE Band 41 Channel and Frequency List_CA					
20 + 5	PCC	Channel	39750	40595	41440
		Frequency	2506.0	2590.5	2675.0
	SCC	Channel	39867	40712	41557
		Frequency	2517.7	2602.2	2686.7
5 + 20	PCC	Channel	39683	40528	41373
		Frequency	2499.3	2583.8	2668.3
	SCC	Channel	39800	40645	41490
		Frequency	2511.0	2595.5	2680.0
15 + 15	PCC	Channel	39725	40545	41365
		Frequency	2503.5	2585.5	2667.5
	SCC	Channel	39875	40695	41515
		Frequency	2518.5	2600.5	2682.5
10 + 15	PCC	Channel	39703	40549	41395
		Frequency	2501.3	2585.9	2670.5
	SCC	Channel	39823	40669	41515
		Frequency	2513.3	2597.9	2682.5
15 + 10	PCC	Channel	39725	40571	41417
		Frequency	2503.5	2588.1	2672.7
	SCC	Channel	39845	40691	41537
		Frequency	2515.5	2600.1	2684.7

LTE Band 66B Channel and Frequency List_CA					
BW [MHz]	Channel/Frequency(MHz)		Lowest	Middle	Highest
15 + 5	PCC	Channel	132047	132398	132549
		Frequency	1717.5	1752.6	1767.7
	SCC	Channel	132140	133391	132642
		Frequency	1726.8	1761.9	1777.0

LTE Band 66C Channel and Frequency List_CA					
20 + 20	PCC	Channel	132072	132323	132374
		Frequency	1720.0	1745.1	1750.2
	SCC	Channel	132270	133421	132572
		Frequency	1739.8	1764.9	1770.0

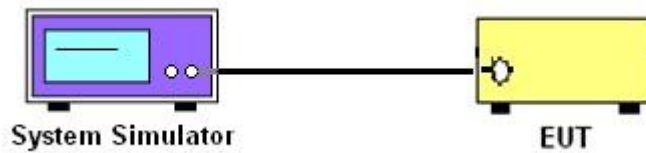
3 Conducted Test Items

3.1 Measuring Instruments

See list of measuring instruments of this test report.

3.1.1 Test Setup

3.1.2 Conducted Output Power



3.1.3 Test Result of Conducted Test

Please refer to Appendix A.



3.2 Conducted Output Power and ERP/EIRP

3.2.1 Description of the Conducted Output Power Measurement and ERP/EIRP Measurement

A system simulator was used to establish communication with the EUT. Its parameters were set to force the EUT transmitting at maximum output power. The measured power in the radio frequency on the transmitter output terminals shall be reported.

The ERP of mobile transmitters must not exceed 7 Watts for LTE Band 5 and Band 26

The ERP of mobile transmitters must not exceed 3 Watts for LTE Band 12 and Band 13 and Band 17 and Band 71

The EIRP of mobile transmitters must not exceed 2 Watts for LTE Band 2 and Band 25 and Band 7 and Band 38 and Band 41

The EIRP of mobile transmitters must not exceed 1 Watts for LTE Band 4 and Band 66

According to KDB 412172 D01 Power Approach,

$EIRP = P_T + G_T - L_C$, $ERP = EIRP - 2.15$, where

P_T = transmitter output power in dBm

G_T = gain of the transmitting antenna in dBi

L_C = signal attenuation in the connecting cable between the transmitter and antenna in dB

3.2.2 Test Procedures

1. The transmitter output port was connected to the system simulator.
2. Set EUT at maximum power through the system simulator.
3. Select lowest, middle, and highest channels for each band and different modulation.
4. Measure and record the power level from the system simulator.

4 Radiated Test Items

4.1 Measuring Instruments

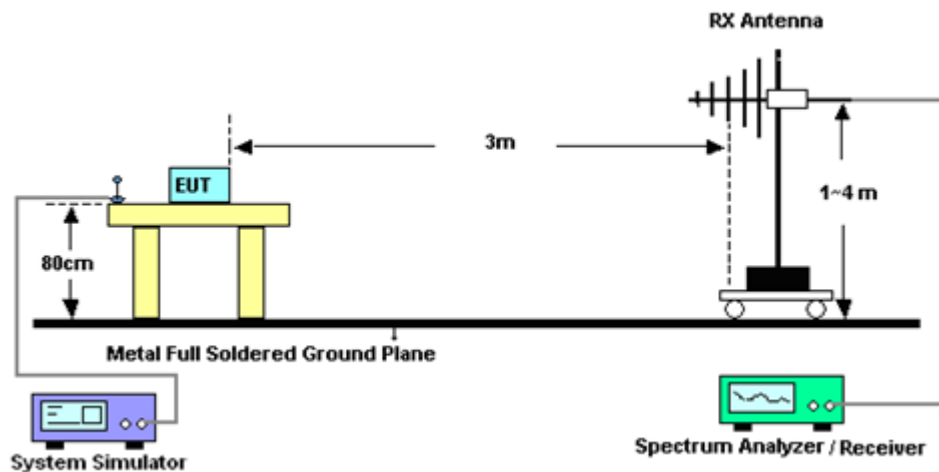
See list of measuring instruments of this test report.

4.1.1 Test Setup

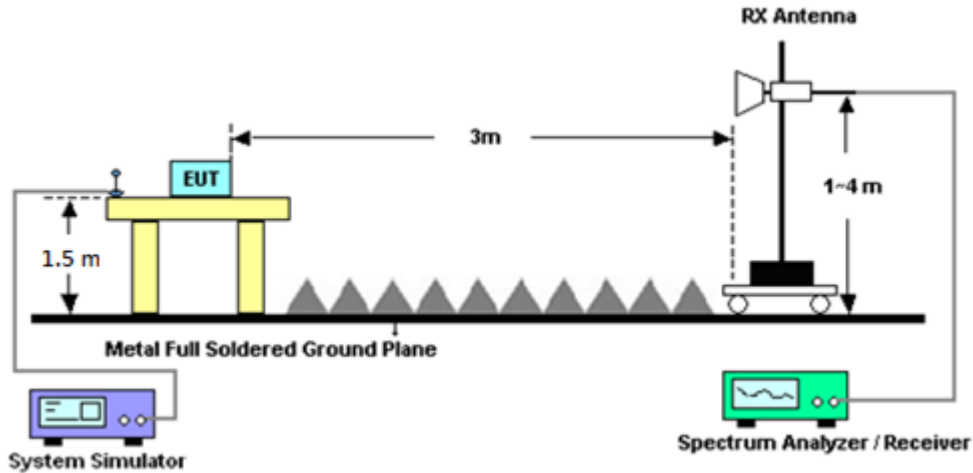
For radiated test below 30MHz



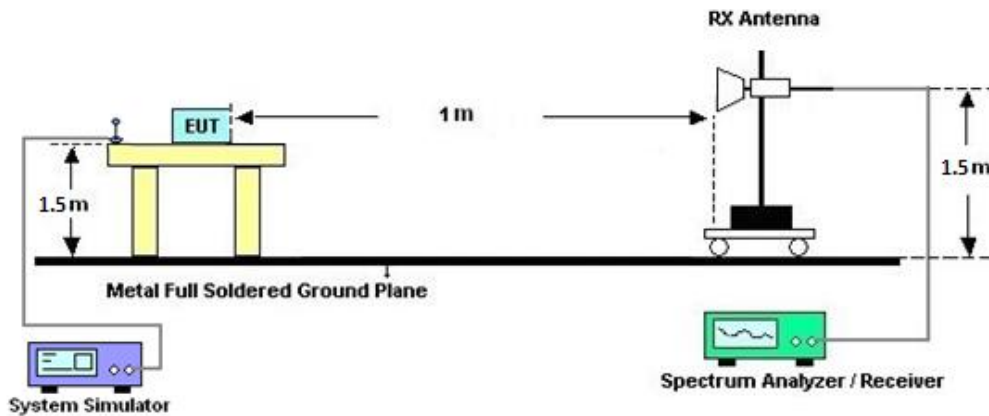
For radiated test from 30MHz to 1GHz



For radiated test from 1GHz to 18GHz



For radiated test above 18GHz



4.1.2 Test Result of Radiated Test

Please refer to Appendix B.

Note:

The low frequency, which started from 9 kHz to 30MHz, was pre-scanned and the result which was 20dB lower than the limit line was not reported.

There is adequate comparison measurement of both open-field test site and alternative test site - semi-Anechoic chamber according to 414788 D01 Radiated Test Site v01r01, and the result came out very similar.



4.2 Radiated Spurious Emission Measurement

4.2.1 Description of Radiated Spurious Emission Measurement

The radiated spurious emission was measured by substitution method according to ANSI / TIA-603-E. The power of any emission outside of the authorized operating frequency ranges must be attenuated below the transmitter power (P) by a factor of at least $43 + 10 \log (P)$ dB.

For LTE Band 7, 38, 41

The power of any emission outside of the authorized operating frequency ranges must be attenuated below the transmitter power (P) by a factor of at least $55 + 10 \log (P)$ dB.

For LTE Band 13

For operations in the 746-758 MHz, 775-788 MHz, and 805-806 MHz bands, emissions in the band 1559-1610 MHz shall be limited to -70 dBW/MHz equivalent isotropically radiated power (EIRP) for wideband signals, and -80 dBW EIRP for discrete emissions of less than 700 Hz bandwidth.

The spectrum is scanned from 30 MHz up to a frequency including its 10th harmonic.

4.2.2 Test Procedures

The testing follows FCC KDB 971168 D01 v03r01 Section 7 and ANSI / TIA-603-E Section 2.2.12.

1. The EUT was placed on a turntable with 0.8 meter for frequency below 1GHz and 1.5 meter for frequency above 1GHz respectively above ground.
2. The EUT was set 3 meters from the receiving antenna, which was mounted on the antenna tower.
3. The table was rotated 360 degrees to determine the position of the highest spurious emission.
4. The height of the receiving antenna is varied between one meter and four meters to search the maximum spurious emission for both horizontal and vertical polarizations.
5. Make the measurement with the spectrum analyzer's RBW = 1MHz, VBW = 3MHz, taking the record of maximum spurious emission.
6. A horn antenna was substituted in place of the EUT and was driven by a signal generator.
7. Tune the output power of signal generator to the same emission level with EUT maximum spurious emission.
8. Taking the record of output power at antenna port.
9. Repeat step 7 to step 8 for another polarization.
10. The RF fundamental frequency should be excluded against the limit line in the operating frequency band.

The limit line is derived from $43 + 10\log(P)$ dB below the transmitter power P(Watts)

For LTE Band 7, 38, 41

The limit line is derived from $55 + 10\log(P)$ dB below the transmitter power P(Watts)

$EIRP$ (dBm) = S.G. Power – Tx Cable Loss + Tx Antenna Gain

ERP (dBm) = $EIRP - 2.15$



5 List of Measuring Equipment

Instrument	Brand Name	Model No.	Serial No.	Characteristics	Calibration Date	Test Date	Due Date	Remark
Amplifier	Sonoma-Instrument	310 N	187282	9KHz~1GHz	Dec. 16, 2020	Sep. 15, 2021~ Dec. 14, 2021	Dec. 15, 2021	Radiation (03CH13-HY)
Amplifier	Sonoma-Instrument	310 N	187282	9KHz~1GHz	Dec. 15, 2021	Dec. 15, 2021~ Jan. 05, 2022	Dec. 14, 2022	Radiation (03CH13-HY)
Bilog Antenna	TESEQ	CBL 6111D&00800 N1D01N-06	40103 & 07	30MHz to 1GHz	Apr. 28, 2021	Sep. 15, 2021~ Jan. 05, 2022	Apr. 27, 2022	Radiation (03CH13-HY)
Bilog Antenna	TESEQ	CBL 6111D&00800 N1D01N-06	41912 & 05	30MHz to 1GHz	Feb. 08, 2021	Sep. 15, 2021~ Jan. 05, 2022	Feb. 07, 2022	Radiation (03CH13-HY)
Horn Antenna	SCHWARZBECK	BBHA 9120 D	9120D-1212	1GHz ~ 18GHz	May 18, 2021	Sep. 15, 2021~ Jan. 05, 2022	May 17, 2022	Radiation (03CH13-HY)
Horn Antenna	SCHWARZBECK	BBHA 9120 D	9120D-1241	1GHz ~ 18GHz	Jul. 13, 2021	Sep. 15, 2021~ Jan. 05, 2022	Jul. 12, 2022	Radiation (03CH13-HY)
Loop Antenna	Rohde & Schwarz	HFH2-Z2	100488	9 kHz~30 MHz	Sep. 07, 2021	Sep. 15, 2021~ Jan. 05, 2022	Sep. 06, 2022	Radiation (03CH13-HY)
Preamplifier	MITEQ	AMF-7D-0010 1800-30-10P	1590074	1GHz~18GHz	May 18, 2021	Sep. 15, 2021~ Jan. 05, 2022	May 17, 2022	Radiation (03CH13-HY)
Preamplifier	Keysight	83017A	MY53270147	1GHz~26.5GHz	Oct. 27, 2020	Sep. 15, 2021~ Oct. 25, 2021	Oct. 26, 2021	Radiation (03CH13-HY)
Preamplifier	Keysight	83017A	MY53270147	1GHz~26.5GHz	Oct. 26, 2021	Oct. 26, 2021 ~ Jan. 05, 2022	Oct. 25, 2022	Radiation (03CH13-HY)
Signal Generator	Anritsu	MG3694C	163401	0.1Hz~40GHz	Jan. 31, 2021	Sep. 15, 2021~ Jan. 05, 2022	Jan. 30, 2022	Radiation (03CH13-HY)
Spectrum Analyzer	Keysight	N9010A	MY55370526	10Hz~44GHz	Mar. 18, 2021	Sep. 15, 2021~ Jan. 05, 2022	Mar. 17, 2022	Radiation (03CH13-HY)
Controller	EMEC	EM1000	N/A	Control Turn table & Ant Mast	N/A	Sep. 15, 2021~ Jan. 05, 2022	N/A	Radiation (03CH13-HY)
Antenna Mast	EMEC	AM-BS-4500-B	N/A	1m~4m	N/A	Sep. 15, 2021~ Jan. 05, 2022	N/A	Radiation (03CH13-HY)
Turn Table	EMEC	TT2000	N/A	0~360 Degree	N/A	Sep. 15, 2021~ Jan. 05, 2022	N/A	Radiation (03CH13-HY)
Software	Audix	E3 6.2009-8-24	RK-000992	N/A	N/A	Sep. 15, 2021~ Jan. 05, 2022	N/A	Radiation (03CH13-HY)
Preamplifier	EMEC	EM18G40G	060715	18GHz ~ 40GHz	Dec. 11, 2020	Sep. 15, 2021~ Nov. 12, 2021	Dec. 10, 2021	Radiation (03CH13-HY)
Preamplifier	EMEC	EM18G40G	060801	18GHz ~ 40GHz	Jun. 22, 2021	Nov. 12, 2021~ Jan. 05, 2022	Jun. 21, 2022	Radiation (03CH13-HY)
RF Cable	HUBER + SUHNER	SUCOFLEX 126E	0030/126E	30M-18G	Feb. 10, 2021	Sep. 15, 2021~ Jan. 05, 2022	Feb. 09, 2022	Radiation (03CH13-HY)
RF Cable	HUBER + SUHNER	SUCOFLEX 104	804793/4	30M-18G	Feb. 10, 2021	Sep. 15, 2021~ Jan. 05, 2022	Feb. 09, 2022	Radiation (03CH13-HY)
RF Cable	HUBER + SUHNER	SUCOFLEX 102	505134/2	30M~40GHz	Feb. 22, 2021	Sep. 15, 2021~ Jan. 05, 2022	Feb. 21, 2022	Radiation (03CH13-HY)
RF Cable	HUBER + SUHNER	SUCOFLEX 102	MY4274/2	30MHz~40GHz	Mar. 11, 2021	Sep. 15, 2021~ Jan. 05, 2022	Mar. 10, 2022	Radiation (03CH13-HY)



Instrument	Brand Name	Model No.	Serial No.	Characteristics	Calibration Date	Test Date	Due Date	Remark
RF Cable	HUBER + SUHNER	SUCOFLEX 104	MY24961/4	30M-18G	Feb. 10, 2021	Sep. 15, 2021~ Jan. 05, 2022	Feb. 09, 2022	Radiation (03CH13-HY)
RF Cable	HUBER + SUHNER	SUCOFLEX 104	MY9837/4PE	9kHz~30MHz	Mar. 11, 2021	Sep. 15, 2021~ Jan. 05, 2022	Mar. 10, 2022	Radiation (03CH13-HY)
SHF-EHF Horn Antenna	SCHWARZBECK	BBHA 9170	BBHA9170584	18GHz~40GHz	Dec. 11, 2020	Sep. 15, 2021~ Nov. 12, 2021	Dec. 10, 2021	Radiation (03CH13-HY)
SHF-EHF Horn Antenna	SCHWARZBECK	BBHA 9170	BBHA9170576	18GHz~40GHz	May 21, 2021	Nov. 12, 2021~ Jan. 03, 2022	May 20, 2022	Radiation (03CH13-HY)
SHF-EHF Horn Antenna	SCHWARZBECK	BBHA 9170	BBHA9170980	18GHz~40GHz	Jan. 11, 2021	Sep. 15, 2021~ Jan. 05, 2022	Jan. 10, 2022	Radiation (03CH13-HY)
Filter	Wainwright	WHKX12-2700 -3000-18000-6 0SS	SN2	3GHz High Pass Filter	Jul. 12, 2021	Sep. 15, 2021~ Jan. 05, 2022	Jul. 11, 2022	Radiation (03CH13-HY)
Filter	Wainwright	WHKX12-1080 -1200-15000-6 0SS	SN3	1.2GHz High Pass Filter	Jul. 01, 2021	Sep. 15, 2021~ Jan. 05, 2022	Jun. 30, 2022	Radiation (03CH13-HY)
Hygrometer	TECPEL	DTM-303B	TP161243	N/A	Sep. 02, 2021	Sep. 15, 2021~ Jan. 05, 2022	Sep. 01, 2022	Radiation (03CH13-HY)
Base Station (Measure)	Anritsu	MT8821C	6262025341	N/A	Oct. 05, 2021	Oct. 12, 2021	Oct. 04, 2022	Conducted (TH03-HY)



6 Uncertainty of Evaluation

Uncertainty of Radiated Emission Measurement (30 MHz ~ 1000 MHz)

Measuring Uncertainty for a Level of Confidence of 95% ($U = 2Uc(y)$)	3.45 dB
---	---------

Uncertainty of Radiated Emission Measurement (1 GHz ~ 18 GHz)

Measuring Uncertainty for a Level of Confidence of 95% ($U = 2Uc(y)$)	3.73 dB
---	---------

Uncertainty of Radiated Emission Measurement (18 GHz ~ 40 GHz)

Measuring Uncertainty for a Level of Confidence of 95% ($U = 2Uc(y)$)	4.00 dB
---	---------



Appendix A. Test Results of Conducted Test

Conducted Output Power(Average power & ERP/EIRP)

<Main Antenna>

LTE Band 2 Maximum Average Power [dBm] (GT - LC = -0.22 dB)								
BW [MHz]	RB Size	RB Offset	Mod	Lowest	Middle	Highest	EIRP (dBm)	EIRP (W)
20	1	0	QPSK	22.39	22.42	22.43	22.24	0.1675
20	1	49		22.46	22.38	22.33		
20	1	99		22.34	22.36	22.40		
20	50	0		21.60	21.49	21.47		
20	50	24		21.54	21.46	21.45		
20	50	50		21.50	21.37	21.29		
20	100	0		21.55	21.54	21.31		
20	1	0	16-QAM	21.79	21.68	21.93	21.71	0.1483
20	1	0	64-QAM	20.73	20.71	20.64	20.53	0.1130
Limit	EIRP < 2W			Result			Pass	

LTE Band 2 Maximum Average Power [dBm] (GT - LC = -0.22 dB)								
BW [MHz]	RB Size	RB Offset	Mod	Lowest	Middle	Highest	EIRP (dBm)	EIRP (W)
15	1	0	QPSK	22.39	22.41	22.26	22.20	0.1660
15	1	0	16-QAM	21.90	22.00	21.61	21.78	0.1507
15	1	0	64-QAM	20.48	20.77	20.59	20.55	0.1135
Limit	EIRP < 2W			Result			Pass	

LTE Band 2 Maximum Average Power [dBm] (GT - LC = -0.22 dB)								
BW [MHz]	RB Size	RB Offset	Mod	Lowest	Middle	Highest	EIRP (dBm)	EIRP (W)
10	1	0	QPSK	22.41	22.43	22.29	22.21	0.1663
10	1	0	16-QAM	21.64	22.00	21.73	21.78	0.1507
10	1	0	64-QAM	20.53	20.29	20.21	20.44	0.1107
Limit	EIRP < 2W			Result			Pass	

LTE Band 2 Maximum Average Power [dBm] (GT - LC = -0.22 dB)								
BW [MHz]	RB Size	RB Offset	Mod	Lowest	Middle	Highest	EIRP (dBm)	EIRP (W)
5	1	0	QPSK	22.38	22.30	22.27	22.18	0.1652
5	1	0	16-QAM	21.62	21.64	21.74	21.74	0.1493
5	1	0	64-QAM	20.75	20.65	20.57	20.56	0.1138
Limit	EIRP < 2W			Result			Pass	



LTE Band 2 Maximum Average Power [dBm] (GT - LC = -0.22 dB)								
BW [MHz]	RB Size	RB Offset	Mod	Lowest	Middle	Highest	EIRP (dBm)	EIRP (W)
3	1	0	QPSK	22.34	22.37	22.14	22.18	0.1652
3	1	0	16-QAM	21.47	22.07	21.43	21.85	0.1531
3	1	0	64-QAM	20.75	20.72	20.51	20.63	0.1156
Limit	EIRP < 2W			Result			Pass	

LTE Band 2 Maximum Average Power [dBm] (GT - LC = -0.22 dB)								
BW [MHz]	RB Size	RB Offset	Mod	Lowest	Middle	Highest	EIRP (dBm)	EIRP (W)
1.4	1	0	QPSK	22.30	22.20	22.05	22.11	0.1626
1.4	1	0	16-QAM	21.16	21.71	21.20	21.49	0.1409
1.4	1	0	64-QAM	20.49	20.51	20.29	20.42	0.1102
Limit	EIRP < 2W			Result			Pass	



LTE Band 25 Maximum Average Power [dBm] (GT - LC = -0.06 dB)								
BW [MHz]	RB Size	RB Offset	Mod	Lowest	Middle	Highest	EIRP (dBm)	EIRP (W)
20	1	0	QPSK	22.42	22.46	22.35	22.40	0.1738
20	1	49		22.40	22.36	22.32		
20	1	99		22.17	22.20	22.10		
20	50	0		21.54	21.56	21.36		
20	50	24		21.46	21.40	21.34		
20	50	50		21.44	21.35	21.20		
20	100	0		21.38	21.40	21.26		
20	1	0	16-QAM	21.47	21.42	21.46	21.73	0.1489
20	1	0	64-QAM	20.40	20.43	20.31	20.66	0.1164
Limit	EIRP < 2W			Result			Pass	

LTE Band 25 Maximum Average Power [dBm] (GT - LC = -0.06 dB)								
BW [MHz]	RB Size	RB Offset	Mod	Lowest	Middle	Highest	EIRP (dBm)	EIRP (W)
15	1	0	QPSK	22.31	22.45	22.25	22.39	0.1734
15	1	0	16-QAM	21.68	21.81	21.42	21.75	0.1496
15	1	0	64-QAM	20.64	20.62	20.41	20.58	0.1143
Limit	EIRP < 2W			Result			Pass	

LTE Band 25 Maximum Average Power [dBm] (GT - LC = -0.06 dB)								
BW [MHz]	RB Size	RB Offset	Mod	Lowest	Middle	Highest	EIRP (dBm)	EIRP (W)
10	1	0	QPSK	22.34	22.42	22.20	22.37	0.1726
10	1	0	16-QAM	21.38	21.37	21.50	21.70	0.1479
10	1	0	64-QAM	20.64	20.48	20.61	20.58	0.1143
Limit	EIRP < 2W			Result			Pass	

LTE Band 25 Maximum Average Power [dBm] (GT - LC = -0.06 dB)								
BW [MHz]	RB Size	RB Offset	Mod	Lowest	Middle	Highest	EIRP (dBm)	EIRP (W)
5	1	0	QPSK	22.41	22.45	22.19	22.39	0.1734
5	1	0	16-QAM	21.53	21.84	21.48	21.78	0.1507
5	1	0	64-QAM	20.61	20.52	20.44	20.67	0.1167
Limit	EIRP < 2W			Result			Pass	



LTE Band 25 Maximum Average Power [dBm] (GT - LC = -0.06 dB)								
BW [MHz]	RB Size	RB Offset	Mod	Lowest	Middle	Highest	EIRP (dBm)	EIRP (W)
3	1	0	QPSK	22.36	22.44	22.24	22.39	0.1734
3	1	0	16-QAM	21.79	21.47	21.61	21.74	0.1493
3	1	0	64-QAM	20.24	20.48	20.45	20.60	0.1148
Limit	EIRP < 2W			Result			Pass	

LTE Band 25 Maximum Average Power [dBm] (GT - LC = -0.06 dB)								
BW [MHz]	RB Size	RB Offset	Mod	Lowest	Middle	Highest	EIRP (dBm)	EIRP (W)
1.4	1	0	QPSK	22.17	22.26	22.06	22.25	0.1679
1.4	1	0	16-QAM	21.71	21.69	21.42	21.65	0.1462
1.4	1	0	64-QAM	20.58	20.72	20.26	20.66	0.1164
Limit	EIRP < 2W			Result			Pass	



LTE Band 4 Maximum Average Power [dBm] (GT - LC = 1.95 dB)								
BW [MHz]	RB Size	RB Offset	Mod	Lowest	Middle	Highest	EIRP (dBm)	EIRP (W)
20	1	0	QPSK	22.20	22.25	22.37	24.41	0.2761
20	1	49		22.23	22.32	22.46		
20	1	99		22.13	22.20	22.30		
20	50	0		21.24	21.38	21.40		
20	50	24		21.37	21.39	21.45		
20	50	50		21.27	21.38	21.44		
20	100	0		21.25	21.34	21.43		
20	1	0	16-QAM	21.39	21.82	21.59	23.77	0.2382
20	1	0	64-QAM	20.48	20.15	20.34	22.65	0.1841
Limit	EIRP < 1W			Result			Pass	

LTE Band 4 Maximum Average Power [dBm] (GT - LC = 1.95 dB)								
BW [MHz]	RB Size	RB Offset	Mod	Lowest	Middle	Highest	EIRP (dBm)	EIRP (W)
15	1	0	QPSK	22.26	22.32	22.37	24.32	0.2704
15	1	0	16-QAM	21.41	21.53	21.61	23.56	0.2270
15	1	0	64-QAM	20.52	20.58	20.63	22.58	0.1811
Limit	EIRP < 1W			Result			Pass	

LTE Band 4 Maximum Average Power [dBm] (GT - LC = 1.95 dB)								
BW [MHz]	RB Size	RB Offset	Mod	Lowest	Middle	Highest	EIRP (dBm)	EIRP (W)
10	1	0	QPSK	22.32	22.43	22.38	24.40	0.2754
10	1	0	16-QAM	21.45	21.61	21.63	23.84	0.2421
10	1	0	64-QAM	20.32	20.65	20.61	22.69	0.1858
Limit	EIRP < 1W			Result			Pass	

LTE Band 4 Maximum Average Power [dBm] (GT - LC = 1.95 dB)								
BW [MHz]	RB Size	RB Offset	Mod	Lowest	Middle	Highest	EIRP (dBm)	EIRP (W)
5	1	0	QPSK	22.31	22.36	22.35	24.36	0.2729
5	1	0	16-QAM	21.36	21.48	21.79	23.76	0.2377
5	1	0	64-QAM	20.52	20.61	20.18	22.61	0.1824
Limit	EIRP < 1W			Result			Pass	



LTE Band 4 Maximum Average Power [dBm] (GT - LC = 1.95 dB)								
BW [MHz]	RB Size	RB Offset	Mod	Lowest	Middle	Highest	EIRP (dBm)	EIRP (W)
3	1	0	QPSK	22.34	22.22	22.22	24.32	0.2704
3	1	0	16-QAM	21.31	21.46	21.91	23.90	0.2455
3	1	0	64-QAM	20.46	20.63	20.36	22.58	0.1811
Limit	EIRP < 1W			Result			Pass	

LTE Band 4 Maximum Average Power [dBm] (GT - LC = 1.95 dB)								
BW [MHz]	RB Size	RB Offset	Mod	Lowest	Middle	Highest	EIRP (dBm)	EIRP (W)
1.4	1	0	QPSK	22.22	22.11	22.02	24.17	0.2612
1.4	1	0	16-QAM	21.42	21.28	21.88	23.83	0.2415
1.4	1	0	64-QAM	20.54	20.43	20.45	22.54	0.1795
Limit	EIRP < 1W			Result			Pass	



LTE Band 5 Maximum Average Power [dBm] (GT - LC = 0.37 dB)								
BW [MHz]	RB Size	RB Offset	Mod	Lowest	Middle	Highest	ERP (dBm)	ERP (W)
10	1	0	QPSK	23.65	23.55	23.67	21.89	0.1545
10	1	25		23.49	23.47	23.55		
10	1	49		23.47	23.52	23.55		
10	25	0		22.57	22.64	22.65		
10	25	12		22.56	22.63	22.64		
10	25	25		22.54	22.60	22.61		
10	50	0		22.60	22.61	22.62		
10	1	0	16-QAM	23.16	23.24	22.81	21.46	0.1400
10	1	0	64-QAM	21.57	22.03	21.74	20.25	0.1059
Limit	ERP < 7W			Result			Pass	

LTE Band 5 Maximum Average Power [dBm] (GT - LC = 0.37 dB)								
BW [MHz]	RB Size	RB Offset	Mod	Lowest	Middle	Highest	ERP (dBm)	ERP (W)
5	1	0	QPSK	23.57	23.55	23.65	21.87	0.1538
5	1	0	16-QAM	23.19	23.24	23.16	21.46	0.1400
5	1	0	64-QAM	21.50	21.56	21.58	20.11	0.1026
Limit	ERP < 7W			Result			Pass	

LTE Band 5 Maximum Average Power [dBm] (GT - LC = 0.37 dB)								
BW [MHz]	RB Size	RB Offset	Mod	Lowest	Middle	Highest	ERP (dBm)	ERP (W)
3	1	0	QPSK	23.43	23.57	23.65	21.87	0.1538
3	1	0	16-QAM	22.56	22.55	22.59	20.98	0.1253
3	1	0	64-QAM	21.92	22.01	21.72	20.23	0.1054
Limit	ERP < 7W			Result			Pass	

LTE Band 5 Maximum Average Power [dBm] (GT - LC = 0.37 dB)								
BW [MHz]	RB Size	RB Offset	Mod	Lowest	Middle	Highest	ERP (dBm)	ERP (W)
1.4	1	0	QPSK	23.46	23.35	23.37	21.70	0.1479
1.4	1	0	16-QAM	23.00	22.73	22.62	21.22	0.1324
1.4	1	0	64-QAM	21.42	21.62	21.47	19.97	0.0993
Limit	ERP < 7W			Result			Pass	



LTE Band 7 Maximum Average Power [dBm] (GT - LC = 1.88 dB)								
BW [MHz]	RB Size	RB Offset	Mod	Lowest	Middle	Highest	EIRP (dBm)	EIRP (W)
20	1	0	QPSK	22.39	22.43	22.41	24.46	0.2793
20	1	49		22.50	22.58	22.56		
20	1	99		22.32	22.56	22.55		
20	50	0		21.58	21.70	21.69		
20	50	24		21.52	21.69	21.66		
20	50	50		21.57	21.72	21.67		
20	100	0		21.52	21.63	21.62		
20	1	0	16-QAM	21.27	21.37	21.74	23.83	0.2415
20	1	0	64-QAM	20.28	20.04	20.51	22.49	0.1774
Limit	EIRP < 2W			Result			Pass	

LTE Band 7 Maximum Average Power [dBm] (GT - LC = 1.88 dB)								
BW [MHz]	RB Size	RB Offset	Mod	Lowest	Middle	Highest	EIRP (dBm)	EIRP (W)
15	1	0	QPSK	22.16	22.24	22.19	24.23	0.2649
15	1	0	16-QAM	21.50	21.51	21.33	23.79	0.2393
15	1	0	64-QAM	20.50	20.36	20.53	22.57	0.1807
Limit	EIRP < 2W			Result			Pass	

LTE Band 7 Maximum Average Power [dBm] (GT - LC = 1.88 dB)								
BW [MHz]	RB Size	RB Offset	Mod	Lowest	Middle	Highest	EIRP (dBm)	EIRP (W)
10	1	0	QPSK	22.22	22.37	22.37	24.39	0.2748
10	1	0	16-QAM	21.85	21.80	21.37	23.73	0.2360
10	1	0	64-QAM	20.31	20.34	20.49	22.37	0.1726
Limit	EIRP < 2W			Result			Pass	

LTE Band 7 Maximum Average Power [dBm] (GT - LC = 1.88 dB)								
BW [MHz]	RB Size	RB Offset	Mod	Lowest	Middle	Highest	EIRP (dBm)	EIRP (W)
5	1	0	QPSK	22.25	22.38	22.51	24.39	0.2748
5	1	0	16-QAM	21.73	21.80	21.46	23.68	0.2333
5	1	0	64-QAM	20.44	20.42	20.61	22.49	0.1774
Limit	EIRP < 2W			Result			Pass	



LTE Band 12 Maximum Average Power [dBm] (GT - LC = -0.33 dB)								
BW [MHz]	RB Size	RB Offset	Mod	Lowest	Middle	Highest	ERP (dBm)	ERP (W)
10	1	0	QPSK	23.69	23.80	23.91	21.54	0.1426
10	1	25		23.83	23.91	23.89		
10	1	49		24.02	23.97	23.95		
10	25	0		22.92	22.87	22.89		
10	25	12		22.86	22.85	22.84		
10	25	25		22.87	22.82	22.85		
10	50	0		22.86	22.81	22.77		
10	1	0	16-QAM	23.25	23.12	23.09	20.77	0.1194
10	1	0	64-QAM	22.00	22.04	22.04	19.56	0.0904
Limit	ERP < 3W			Result			Pass	

LTE Band 12 Maximum Average Power [dBm] (GT - LC = -0.33 dB)								
BW [MHz]	RB Size	RB Offset	Mod	Lowest	Middle	Highest	ERP (dBm)	ERP (W)
5	1	0	QPSK	23.83	23.95	23.77	21.62	0.1452
5	1	0	16-QAM	23.38	23.34	23.35	20.90	0.1230
5	1	0	64-QAM	21.81	21.93	21.82	19.45	0.0881
Limit	ERP < 3W			Result			Pass	

LTE Band 12 Maximum Average Power [dBm] (GT - LC = -0.33 dB)								
BW [MHz]	RB Size	RB Offset	Mod	Lowest	Middle	Highest	ERP (dBm)	ERP (W)
3	1	0	QPSK	23.88	23.86	23.79	21.43	0.1390
3	1	0	16-QAM	23.08	23.12	22.86	20.64	0.1159
3	1	0	64-QAM	22.09	22.16	21.93	19.68	0.0929
Limit	ERP < 3W			Result			Pass	

LTE Band 12 Maximum Average Power [dBm] (GT - LC = -0.33 dB)								
BW [MHz]	RB Size	RB Offset	Mod	Lowest	Middle	Highest	ERP (dBm)	ERP (W)
1.4	1	0	QPSK	23.57	23.66	23.85	21.41	0.1384
1.4	1	0	16-QAM	23.10	22.97	23.00	20.62	0.1153
1.4	1	0	64-QAM	22.00	21.76	21.88	19.52	0.0895
Limit	ERP < 3W			Result			Pass	



LTE Band 13 Maximum Average Power [dBm] (GT - LC = 0.96 dB)								
BW [MHz]	RB Size	RB Offset	Mod	Lowest	Middle	Highest	ERP (dBm)	ERP (W)
10	1	0	QPSK	-	24.43	-	23.24	0.2109
10	1	25			23.67			
10	1	49			23.50			
10	25	0			22.40			
10	25	12			22.51			
10	25	25			22.52			
10	50	0			22.47			
10	1	0	16-QAM		22.58		21.39	0.1377
10	1	0	64-QAM		21.67		20.48	0.1117
Limit	ERP < 3W			Result			Pass	

LTE Band 13 Maximum Average Power [dBm] (GT - LC = 0.96 dB)								
BW [MHz]	RB Size	RB Offset	Mod	Lowest	Middle	Highest	ERP (dBm)	ERP (W)
5	1	0	QPSK	23.46	23.45	23.49	22.44	0.1754
5	1	0	16-QAM	22.89	23.01	23.11	21.92	0.1556
5	1	0	64-QAM	21.75	20.96	21.46	20.56	0.1138
Limit	ERP < 3W			Result			Pass	



LTE Band 17 Maximum Average Power [dBm] (GT - LC = -0.08 dB)								
BW [MHz]	RB Size	RB Offset	Mod	Lowest	Middle	Highest	ERP (dBm)	ERP (W)
10	1	0	QPSK	23.77	23.85	23.83	21.63	0.1455
10	1	25		23.82	23.86	23.84		
10	1	49		23.78	23.77	23.84		
10	25	0		22.81	22.83	22.80		
10	25	12		22.74	22.82	22.73		
10	25	25		22.73	22.76	22.79		
10	50	0		22.76	22.84	22.79		
10	1	0	16-QAM	23.03	23.46	23.45	21.23	0.1327
10	1	0	64-QAM	21.81	22.17	21.51	19.94	0.0986
Limit	ERP < 3W			Result			Pass	

LTE Band 17 Maximum Average Power [dBm] (GT - LC = -0.08 dB)								
BW [MHz]	RB Size	RB Offset	Mod	Lowest	Middle	Highest	ERP (dBm)	ERP (W)
5	1	0	QPSK	23.84	23.73	23.73	21.61	0.1449
5	1	0	16-QAM	23.12	22.85	22.77	20.89	0.1227
5	1	0	64-QAM	22.19	22.18	21.96	19.96	0.0991
Limit	ERP < 3W			Result			Pass	



LTE Band 26 Maximum Average Power [dBm] (GT - LC = 0.67 dB)								
BW [MHz]	RB Size	RB Offset	Mod	Lowest	Middle	Highest	ERP (dBm)	ERP (W)
15	1	0	QPSK	23.49	23.35	23.40	22.22	0.1667
15	1	37		23.40	23.60	23.54		
15	1	74		23.52	23.64	23.70		
15	36	0		22.45	22.47	22.51		
15	36	20		22.57	22.49	22.60		
15	36	39		22.49	22.43	22.55		
15	75	0		22.54	22.49	22.60		
15	1	0	16-QAM	22.37	22.98	22.41	21.50	0.1413
15	1	0	64-QAM	21.77	21.88	21.93	20.45	0.1109
Limit	ERP < 7W			Result			Pass	

LTE Band 26 Maximum Average Power [dBm] (GT - LC = 0.67 dB)								
BW [MHz]	RB Size	RB Offset	Mod	Lowest	Middle	Highest	ERP (dBm)	ERP (W)
10	1	0	QPSK	23.37	23.39	23.52	22.04	0.1600
10	1	0	16-QAM	22.88	22.79	23.23	21.75	0.1496
10	1	0	64-QAM	21.75	21.62	21.80	20.32	0.1076
Limit	ERP < 7W			Result			Pass	

LTE Band 26 Maximum Average Power [dBm] (GT - LC = 0.67 dB)								
BW [MHz]	RB Size	RB Offset	Mod	Lowest	Middle	Highest	ERP (dBm)	ERP (W)
5	1	0	QPSK	23.60	23.64	23.50	22.16	0.1644
5	1	0	16-QAM	22.94	22.86	23.08	21.60	0.1445
5	1	0	64-QAM	21.78	21.36	21.50	20.30	0.1072
Limit	ERP < 7W			Result			Pass	

LTE Band 26 Maximum Average Power [dBm] (GT - LC = 0.67 dB)								
BW [MHz]	RB Size	RB Offset	Mod	Lowest	Middle	Highest	ERP (dBm)	ERP (W)
3	1	0	QPSK	23.53	23.54	23.48	22.06	0.1607
3	1	0	16-QAM	22.53	22.72	23.13	21.65	0.1462
3	1	0	64-QAM	21.61	21.98	21.56	20.50	0.1122
Limit	ERP < 7W			Result			Pass	

LTE Band 26 Maximum Average Power [dBm] (GT - LC = 0.67 dB)								
BW [MHz]	RB Size	RB Offset	Mod	Lowest	Middle	Highest	ERP (dBm)	ERP (W)
1.4	1	0	QPSK	23.37	23.43	23.47	21.99	0.1581
1.4	1	0	16-QAM	22.54	22.85	22.35	21.37	0.1371
1.4	1	0	64-QAM	21.67	21.64	21.42	20.19	0.1045
Limit	ERP < 7W			Result			Pass	



LTE Band 38 Maximum Average Power [dBm] (GT - LC = 1.84 dB)								
BW [MHz]	RB Size	RB Offset	Mod	Lowest	Middle	Highest	EIRP (dBm)	EIRP (W)
20	1	0	QPSK	23.13	22.00	22.07	25.23	0.3334
20	1	49		23.39	22.15	22.24		
20	1	99		22.22	22.11	22.20		
20	50	0		21.27	21.15	21.30		
20	50	24		21.36	21.19	21.32		
20	50	50		21.33	21.17	21.30		
20	100	0		21.29	21.10	21.20		
20	1	0	16-QAM	21.20	21.07	21.10	23.04	0.2014
20	1	0	64-QAM	20.08	20.03	20.05	21.92	0.1556
Limit	EIRP < 2W			Result			Pass	

LTE Band 38 Maximum Average Power [dBm] (GT - LC = 1.84 dB)								
BW [MHz]	RB Size	RB Offset	Mod	Lowest	Middle	Highest	EIRP (dBm)	EIRP (W)
15	1	0	QPSK	22.17	22.09	22.08	24.08	0.2559
15	1	0	16-QAM	21.20	21.17	21.08	23.04	0.2014
15	1	0	64-QAM	20.18	20.05	20.14	22.02	0.1592
Limit	EIRP < 2W			Result			Pass	

LTE Band 38 Maximum Average Power [dBm] (GT - LC = 1.84 dB)								
BW [MHz]	RB Size	RB Offset	Mod	Lowest	Middle	Highest	EIRP (dBm)	EIRP (W)
10	1	0	QPSK	23.31	22.10	22.09	25.15	0.3273
10	1	0	16-QAM	21.25	21.15	21.24	23.09	0.2037
10	1	0	64-QAM	20.27	20.03	20.20	22.11	0.1626
Limit	EIRP < 2W			Result			Pass	

LTE Band 38 Maximum Average Power [dBm] (GT - LC = 1.84 dB)								
BW [MHz]	RB Size	RB Offset	Mod	Lowest	Middle	Highest	EIRP (dBm)	EIRP (W)
5	1	0	QPSK	22.30	22.13	22.11	24.16	0.2606
5	1	0	16-QAM	21.39	21.20	21.31	23.23	0.2104
5	1	0	64-QAM	20.33	20.14	20.28	22.17	0.1648
Limit	EIRP < 2W			Result			Pass	



LTE Band 66 Maximum Average Power [dBm] (GT - LC = 1.55 dB)								
BW [MHz]	RB Size	RB Offset	Mod	Lowest	Middle	Highest	EIRP (dBm)	EIRP (W)
20	1	0	QPSK	22.69	22.63	22.76	24.41	0.2761
20	1	49		22.79	22.78	22.86		
20	1	99		22.52	22.70	22.75		
20	50	0		22.63	22.76	22.79		
20	50	24		22.79	22.81	22.85		
20	50	50		22.69	22.77	22.81		
20	100	0		22.70	22.81	22.83		
20	1	0	16-QAM	22.70	22.77	22.45	24.32	0.2704
20	1	0	64-QAM	22.15	22.44	22.34	24.24	0.2655
Limit	EIRP < 1W			Result			Pass	

LTE Band 66 Maximum Average Power [dBm] (GT - LC = 1.55 dB)								
BW [MHz]	RB Size	RB Offset	Mod	Lowest	Middle	Highest	EIRP (dBm)	EIRP (W)
15	1	0	QPSK	22.25	22.43	22.28	23.99	0.2506
15	1	0	16-QAM	22.38	22.36	22.63	24.39	0.2748
15	1	0	64-QAM	22.32	22.24	22.64	24.31	0.2698
Limit	EIRP < 1W			Result			Pass	

LTE Band 66 Maximum Average Power [dBm] (GT - LC = 1.55 dB)								
BW [MHz]	RB Size	RB Offset	Mod	Lowest	Middle	Highest	EIRP (dBm)	EIRP (W)
10	1	0	QPSK	22.34	22.42	22.39	24.03	0.2529
10	1	0	16-QAM	22.23	22.53	22.59	24.26	0.2667
10	1	0	64-QAM	22.56	22.75	22.43	24.30	0.2692
Limit	EIRP < 1W			Result			Pass	

LTE Band 66 Maximum Average Power [dBm] (GT - LC = 1.55 dB)								
BW [MHz]	RB Size	RB Offset	Mod	Lowest	Middle	Highest	EIRP (dBm)	EIRP (W)
5	1	0	QPSK	22.24	22.44	22.34	24.01	0.2518
5	1	0	16-QAM	22.43	22.49	22.37	24.35	0.2723
5	1	0	64-QAM	22.41	22.55	22.45	24.32	0.2704
Limit	EIRP < 1W			Result			Pass	



LTE Band 66 Maximum Average Power [dBm] (GT - LC = 1.55 dB)								
BW [MHz]	RB Size	RB Offset	Mod	Lowest	Middle	Highest	EIRP (dBm)	EIRP (W)
3	1	0	QPSK	22.18	22.31	22.42	24.03	0.2529
3	1	0	16-QAM	22.33	22.43	22.47	24.15	0.2600
3	1	0	64-QAM	22.44	22.55	22.61	24.16	0.2606
Limit	EIRP < 1W			Result			Pass	

LTE Band 66 Maximum Average Power [dBm] (GT - LC = 1.55 dB)								
BW [MHz]	RB Size	RB Offset	Mod	Lowest	Middle	Highest	EIRP (dBm)	EIRP (W)
1.4	1	0	QPSK	22.04	22.19	22.10	23.79	0.2393
1.4	1	0	16-QAM	22.26	22.43	22.35	24.35	0.2723
1.4	1	0	64-QAM	22.28	22.40	22.01	24.04	0.2535
Limit	EIRP < 1W			Result			Pass	



LTE Band 71 Maximum Average Power [dBm] (GT - LC = -0.39 dB)								
BW [MHz]	RB Size	RB Offset	Mod	Lowest	Middle	Highest	ERP (dBm)	ERP (W)
20	1	0	QPSK	23.67	23.62	23.71	21.27	0.1340
20	1	49		23.78	23.81	23.73		
20	1	99		23.54	23.57	23.51		
20	50	0		23.79	23.80	23.76		
20	50	24		23.74	23.76	23.70		
20	50	50		23.60	23.76	23.64		
20	100	0		23.61	23.73	23.72		
20	1	0	16-QAM	23.52	23.57	23.65	21.11	0.1291
20	1	0	64-QAM	23.55	23.44	23.44	21.01	0.1262
Limit	ERP < 3W			Result			Pass	

LTE Band 71 Maximum Average Power [dBm] (GT - LC = -0.39 dB)								
BW [MHz]	RB Size	RB Offset	Mod	Lowest	Middle	Highest	ERP (dBm)	ERP (W)
15	1	0	QPSK	23.31	23.36	23.22	20.85	0.1216
15	1	0	16-QAM	23.64	23.68	23.72	21.18	0.1312
15	1	0	64-QAM	23.52	23.50	23.45	20.98	0.1253
Limit	ERP < 3W			Result			Pass	

LTE Band 71 Maximum Average Power [dBm] (GT - LC = -0.39 dB)								
BW [MHz]	RB Size	RB Offset	Mod	Lowest	Middle	Highest	ERP (dBm)	ERP (W)
10	1	0	QPSK	23.29	23.39	23.28	20.92	0.1236
10	1	0	16-QAM	23.65	23.66	23.61	21.12	0.1294
10	1	0	64-QAM	23.49	23.47	23.41	20.95	0.1245
Limit	ERP < 3W			Result			Pass	

LTE Band 71 Maximum Average Power [dBm] (GT - LC = -0.39 dB)								
BW [MHz]	RB Size	RB Offset	Mod	Lowest	Middle	Highest	ERP (dBm)	ERP (W)
5	1	0	QPSK	23.33	23.40	23.27	20.88	0.1225
5	1	0	16-QAM	23.58	23.72	23.65	21.18	0.1312
5	1	0	64-QAM	23.47	23.58	23.42	21.04	0.1271
Limit	ERP < 3W			Result			Pass	



LTE Band 41(HPUE) Maximum Average Power [dBm] (GT - LC = 1.87 dB)								
BW [MHz]	RB Size	RB Offset	Mod	Lowest	Middle	Highest	EIRP (dBm)	EIRP (W)
20	1	0	QPSK	24.85	24.31	24.61	26.72	0.4699
20	1	49		24.73	24.08	24.33		
20	1	99		24.24	24.28	24.20		
20	50	0		23.92	23.31	23.56		
20	50	24		23.85	23.20	23.51		
20	50	50		23.65	23.29	23.11		
20	100	0		23.82	23.18	23.43		
20	1	0	16-QAM	24.30	23.07	23.86	26.17	0.4140
20	1	49		23.97	23.27	23.54		
20	1	99		23.45	23.46	23.20		
20	50	0		23.03	22.12	22.60		
20	50	24		22.89	22.23	22.58		
20	50	50		22.69	22.33	22.44		
20	100	0		22.86	22.17	22.49		
20	1	0	64-QAM	23.22	22.21	22.79	25.09	0.3228
20	1	49		22.89	22.17	22.51		
20	1	99		22.35	22.34	22.07		
20	50	0		21.99	21.08	21.58		
20	50	24		21.88	21.16	21.55		
20	50	50		21.68	21.26	21.47		
20	100	0		21.87	21.12	21.49		
20	1	0	256-QAM	19.22	19.20	19.22	21.28	0.1343
20	1	49		19.18	19.28	19.20		
20	1	99		19.19	19.04	19.22		
20	50	0		19.29	19.41	19.29		
20	50	24		19.26	19.39	19.40		
20	50	50		19.28	19.24	19.21		
20	100	0		19.27	19.21	19.26		
Limit	EIRP < 2W			Result			Pass	



LTE Band 41(HPUE) Maximum Average Power [dBm] (GT - LC = 1.87 dB)								
BW [MHz]	RB Size	RB Offset	Mod	Lowest	Middle	Highest	EIRP (dBm)	EIRP (W)
15	1	0	QPSK	24.70	24.30	24.42	26.57	0.4539
15	1	37		24.62	24.03	24.17		
15	1	74		24.08	24.21	24.02		
15	36	0		23.85	23.20	23.53		
15	36	20		23.85	23.08	23.47		
15	36	39		23.61	23.12	23.09		
15	75	0		23.68	23.15	23.36		
15	1	0	16-QAM	24.23	23.21	23.68	26.10	0.4074
15	1	37		23.86	23.25	23.52		
15	1	74		23.33	23.42	23.04		
15	36	0		23.01	22.06	22.54		
15	36	20		22.84	22.09	22.50		
15	36	39		22.56	22.18	22.34		
15	75	0		22.68	22.12	22.35		
15	1	0	64-QAM	23.12	22.02	22.73	24.99	0.3155
15	1	37		22.83	22.09	22.42		
15	1	74		22.27	22.26	22.05		
15	36	0		21.88	21.08	21.52		
15	36	20		21.77	21.03	21.45		
15	36	39		21.57	21.12	21.35		
15	75	0		21.69	21.20	21.41		
15	1	0	256-QAM	19.11	19.05	19.04	21.13	0.1297
15	1	37		19.16	19.25	19.19		
15	1	74		19.12	19.05	19.16		
15	36	0		19.10	19.22	19.26		
15	36	20		19.23	19.21	19.23		
15	36	39		19.11	19.21	19.17		
15	75	0		19.17	19.01	19.09		
Limit	EIRP < 2W			Result			Pass	



LTE Band 41(HPUE) Maximum Average Power [dBm] (GT - LC = 1.87 dB)								
BW [MHz]	RB Size	RB Offset	Mod	Lowest	Middle	Highest	EIRP (dBm)	EIRP (W)
10	1	0	QPSK	24.78	24.29	24.42	26.65	0.4624
10	1	25		24.61	24.10	24.24		
10	1	49		24.10	24.17	24.05		
10	25	0		23.95	23.01	23.39		
10	25	12		23.72	23.10	23.35		
10	25	25		23.51	23.21	23.07		
10	50	0		23.81	23.02	23.30		
10	1	0	16-QAM	24.13	23.00	23.69	26.00	0.3981
10	1	25		23.82	23.24	23.34		
10	1	49		23.40	23.28	23.04		
10	25	0		22.86	22.07	22.53		
10	25	12		22.76	22.23	22.43		
10	25	25		22.63	22.29	22.40		
10	50	0		22.85	22.17	22.46		
10	1	0	64-QAM	23.02	22.16	22.72	24.89	0.3083
10	1	25		22.75	22.03	22.51		
10	1	49		22.26	22.28	22.50		
10	25	0		21.89	21.20	21.49		
10	25	12		21.68	21.07	21.41		
10	25	25		21.64	21.18	21.27		
10	50	0		21.80	21.15	21.46		
10	1	0	256-QAM	19.15	19.10	19.05	21.21	0.1321
10	1	25		19.10	19.12	19.19		
10	1	49		19.16	19.18	19.21		
10	25	0		19.22	19.22	19.28		
10	25	12		19.14	19.34	19.22		
10	25	25		19.17	19.21	19.17		
10	50	0		19.09	19.16	19.18		
Limit	EIRP < 2W			Result			Pass	



LTE Band 41(HPUE) Maximum Average Power [dBm] (GT - LC = 1.87 dB)								
BW [MHz]	RB Size	RB Offset	Mod	Lowest	Middle	Highest	EIRP (dBm)	EIRP (W)
5	1	0	QPSK	24.77	24.07	24.51	26.64	0.4613
5	1	12		24.73	24.05	24.13		
5	1	24		24.11	24.21	24.17		
5	12	0		24.00	23.34	23.39		
5	12	7		23.69	23.11	23.43		
5	12	13		23.62	23.17	23.08		
5	25	0		23.69	23.13	23.41		
5	1	0	16-QAM	24.21	23.41	23.71	26.08	0.4055
5	1	12		23.93	23.23	23.51		
5	1	24		23.38	23.40	23.19		
5	12	0		22.87	22.03	22.41		
5	12	7		22.85	22.05	22.50		
5	12	13		22.67	22.23	22.28		
5	25	0		22.83	22.08	22.34		
5	1	0	64-QAM	23.02	22.01	22.66	24.89	0.3083
5	1	12		22.78	22.00	22.32		
5	1	24		22.17	22.17	22.03		
5	12	0		21.81	21.32	21.49		
5	12	7		21.77	21.02	21.49		
5	12	13		21.51	21.10	21.41		
5	25	0		21.77	21.00	21.45		
5	1	0	256-QAM	19.17	19.10	19.17	21.23	0.1327
5	1	12		19.15	19.22	19.04		
5	1	24		19.19	19.08	19.12		
5	12	0		19.28	19.33	19.16		
5	12	7		19.08	19.34	19.36		
5	12	13		19.10	19.13	19.12		
5	25	0		19.13	19.10	19.10		
Limit	EIRP < 2W			Result			Pass	



LTE Band 5B_CA Maximum Average Power [dBm] (GT - LC = 0.37 dB)										
BW [MHz]	PCC		SCC		Mod	Lowest	Middle	Highest	ERP (dBm)	ERP (W)
	RB Size	RB Offset	RB Size	RB Offset						
10+10	50	0	50	0	QPSK	21.43	21.43	21.41	21.21	0.1321
10+10	1	0	1	49		12.48	12.53	12.53		
10+10	1	49	1	0		22.97	22.99	22.92		
10+10	50	0	50	0	16-QAM	20.44	20.43	20.46	20.47	0.1114
10+10	1	0	1	49		12.78	12.72	12.72		
10+10	1	49	1	0		22.24	22.22	22.25		
10+10	50	0	50	0	64-QAM	20.48	20.45	20.48	18.70	0.0741
10+10	1	0	1	49		12.78	12.90	12.74		
10+10	1	49	1	0		20.31	20.24	20.16		
Limit	ERP < 7W					Result			Pass	

LTE Band 66B_CA Maximum Average Power [dBm] (GT - LC = 1.55 dB)										
BW [MHz]	PCC		SCC		Mod	Lowest	Middle	Highest	EIRP (dBm)	EIRP (W)
	RB Size	RB Offset	RB Size	RB Offset						
15+5	75	0	25	0	QPSK	22.14	22.17	22.29	23.84	0.2421
15+5	1	0	1	24		21.91	21.77	21.80		
15+5	1	74	1	0		21.98	21.98	22.15		
15+5	75	0	25	0	16-QAM	22.18	22.24	22.35	24.21	0.2636
15+5	1	0	1	24		22.19	22.33	22.32		
15+5	1	74	1	0		22.34	22.50	22.66		
15+5	75	0	25	0	64-QAM	22.18	22.19	22.31	23.95	0.2483
15+5	1	0	1	24		22.04	22.06	22.12		
15+5	1	74	1	0		22.27	22.37	22.40		
Limit	EIRP < 1W					Result			Pass	

LTE Band 66C_CA Maximum Average Power [dBm] (GT - LC = 1.55 dB)										
BW [MHz]	PCC		SCC		Mod	Lowest	Middle	Highest	EIRP (dBm)	EIRP (W)
	RB Size	RB Offset	RB Size	RB Offset						
20+15	100	0	75	0	QPSK	21.70	21.73	21.92	23.47	0.2223
20+15	1	0	1	74		21.15	21.16	21.14		
20+15	1	74	1	0		21.62	21.60	21.68		
20+15	100	0	75	0	16-QAM	21.77	21.83	22.02	23.83	0.2415
20+15	1	0	1	74		21.64	21.62	21.61		
20+15	1	74	1	0		22.19	22.07	22.28		
20+15	100	0	75	0	64-QAM	21.80	21.82	22.04	23.60	0.2291
20+15	1	0	1	74		21.53	21.41	21.48		
20+15	1	74	1	0		21.98	21.96	22.05		
Limit	EIRP < 1W					Result			Pass	



LTE Band 66C_CA Maximum Average Power [dBm] (GT - LC = 1.55 dB)										
BW [MHz]	PCC		SCC		Mod	Lowest	Middle	Highest	EIRP (dBm)	EIRP (W)
	RB Size	RB Offset	RB Size	RB Offset						
20+10	100	0	50	0	QPSK	21.67	21.71	21.76	23.31	0.2143
20+10	1	0	1	49		21.01	21.05	21.06		
20+10	1	99	1	0		21.56	21.60	21.61		
20+10	100	0	50	0	16-QAM	21.57	21.66	21.90	23.74	0.2366
20+10	1	0	1	49		21.59	21.54	21.51		
20+10	1	99	1	0		22.19	22.06	22.17		
20+10	100	0	50	0	64-QAM	21.65	21.75	21.86	23.60	0.2291
20+10	1	0	1	49		21.52	21.21	21.38		
20+10	1	99	1	0		21.93	21.93	22.05		
10+20	50	0	100	0	QPSK	21.57	21.62	21.84	23.39	0.2183
10+20	1	0	1	99		21.13	21.11	21.03		
10+20	1	49	1	0		21.52	21.50	21.61		
10+20	50	0	100	0	16-QAM	21.65	21.76	21.82	23.66	0.2323
10+20	1	0	1	99		21.57	21.52	21.53		
10+20	1	49	1	0		22.03	21.90	22.11		
10+20	50	0	100	0	64-QAM	21.60	21.75	21.92	23.47	0.2223
10+20	1	0	1	99		21.42	21.27	21.44		
10+20	1	49	1	0		21.89	21.86	21.88		
20+5	100	0	25	0	QPSK	21.63	21.63	21.88	23.43	0.2203
20+5	1	0	1	24		21.15	21.14	20.99		
20+5	1	99	1	0		21.56	21.44	21.51		
20+5	100	0	25	0	16-QAM	21.76	21.70	21.96	23.78	0.2388
20+5	1	0	1	24		21.63	21.49	21.49		
20+5	1	99	1	0		22.07	21.91	22.23		
20+5	100	0	25	0	64-QAM	21.73	21.65	21.91	23.53	0.2254
20+5	1	0	1	24		21.52	21.35	21.45		
20+5	1	99	1	0		21.86	21.80	21.98		
Limit	EIRP < 1W					Result			Pass	



LTE Band 66C_CA Maximum Average Power [dBm] (GT - LC = 1.55 dB)										
BW [MHz]	PCC		SCC		Mod	Lowest	Middle	Highest	EIRP (dBm)	EIRP (W)
	RB Size	RB Offset	RB Size	RB Offset						
5+20	25	0	100	0	QPSK	21.70	21.53	21.79	23.34	0.2158
5+20	1	0	1	99		21.01	21.14	21.14		
5+20	1	24	1	0		21.48	21.45	21.61		
5+20	25	0	100	0	16-QAM	21.59	21.64	21.90	23.74	0.2366
5+20	1	0	1	99		21.52	21.49	21.52		
5+20	1	24	1	0		22.06	21.96	22.19		
5+20	25	0	100	0	64-QAM	21.65	21.76	21.91	23.51	0.2244
5+20	1	0	1	99		21.44	21.24	21.41		
5+20	1	24	1	0		21.96	21.86	21.96		
Limit	EIRP < 1W					Result			Pass	



LTE Band 66C_CA Maximum Average Power [dBm] (GT - LC = 1.55 dB)										
BW [MHz]	PCC		SCC		Mod	Lowest	Middle	Highest	EIRP (dBm)	EIRP (W)
	RB Size	RB Offset	RB Size	RB Offset						
15+10	75	0	50	0	QPSK	21.67	21.54	21.76	23.31	0.2143
15+10	1	0	1	49		20.99	21.12	20.95		
15+10	1	74	1	0		21.60	21.45	21.63		
15+10	75	0	50	0	16-QAM	21.65	21.67	21.83	23.80	0.2399
15+10	1	0	1	49		21.63	21.45	21.51		
15+10	1	74	1	0		22.11	21.91	22.25		
15+10	75	0	50	0	64-QAM	21.70	21.71	21.95	23.50	0.2239
15+10	1	0	1	49		21.40	21.29	21.29		
15+10	1	74	1	0		21.93	21.89	21.95		
10+15	50	0	75	0	QPSK	21.68	21.62	21.79	23.34	0.2158
10+15	1	0	1	74		21.04	21.01	21.02		
10+15	1	49	1	0		21.42	21.46	21.64		
10+15	50	0	75	0	16-QAM	21.58	21.78	21.88	23.68	0.2333
10+15	1	0	1	74		21.52	21.43	21.51		
10+15	1	49	1	0		22.13	21.94	22.08		
10+15	50	0	75	0	64-QAM	21.69	21.62	21.88	23.50	0.2239
10+15	1	0	1	74		21.50	21.37	21.35		
10+15	1	49	1	0		21.91	21.95	21.87		
15+15	75	0	75	0	QPSK	21.61	21.68	21.83	23.38	0.2178
15+15	1	0	1	74		20.96	20.97	20.99		
15+15	1	74	1	0		21.62	21.59	21.61		
15+15	75	0	75	0	16-QAM	21.72	21.70	21.85	23.68	0.2333
15+15	1	0	1	74		21.47	21.57	21.43		
15+15	1	74	1	0		22.13	21.94	22.12		
15+15	75	0	75	0	64-QAM	21.73	21.81	22.13	23.68	0.2333
15+15	1	0	1	74		21.52	21.27	21.36		
15+15	1	74	1	0		21.85	21.87	21.96		
Limit	EIRP < 1W					Result			Pass	



LTE Band 7C_CA Maximum Average Power [dBm] (GT - LC = 1.88 dB)										
BW [MHz]	PCC		SCC		Mod	Lowest	Middle	Highest	EIRP (dBm)	EIRP (W)
	RB Size	RB Offset	RB Size	RB Offset						
20+20	100	0	100	0	QPSK	19.61	19.86	19.66	23.52	0.2249
20+20	1	0	1	99		12.60	12.56	12.49		
20+20	1	99	1	0		21.64	21.59	21.51		
20+20	1	0	1	99	16-QAM	13.27	13.08	13.15	23.16	0.2070
20+20	1	99	1	0		21.28	21.12	21.04		
20+20	100	0	100	0	64-QAM	18.68	18.87	18.64	20.88	0.1225
20+20	1	0	1	99		12.89	12.96	12.85		
20+20	1	99	1	0		19.00	18.93	18.86		
20+15	100	0	75	0	QPSK	19.79	19.77	19.64	23.62	0.2301
20+15	1	0	1	74		12.82	12.70	12.68		
20+15	1	99	1	0		21.74	21.61	21.50		
20+15	100	0	75	0	16-QAM	18.82	18.84	18.63	23.05	0.2018
20+15	1	0	1	74		13.26	13.22	13.08		
20+15	1	99	1	0		21.17	21.06	21.14		
20+15	100	0	75	0	64-QAM	18.82	18.87	18.64	20.75	0.1189
20+15	1	0	1	74		13.03	13.11	13.08		
20+15	1	99	1	0		18.86	18.79	18.71		
15+20	75	0	100	0	QPSK	19.62	19.58	19.60	23.59	0.2286
15+20	1	0	1	99		12.80	12.52	12.54		
15+20	1	74	1	0		21.71	21.48	21.38		
15+20	75	0	100	0	16-QAM	18.69	18.79	18.50	22.94	0.1968
15+20	1	0	1	99		13.24	13.17	12.96		
15+20	1	74	1	0		21.03	20.92	21.06		
15+20	75	0	100	0	64-QAM	18.68	18.87	18.48	20.75	0.1189
15+20	1	0	1	99		12.99	13.01	13.02		
15+20	1	74	1	0		18.77	18.76	18.68		
Limit	EIRP < 2W					Result			Pass	



LTE Band 7C_CA Maximum Average Power [dBm] (GT - LC = 1.88 dB)										
BW [MHz]	PCC		SCC		Mod	Lowest	Middle	Highest	EIRP (dBm)	EIRP (W)
	RB Size	RB Offset	RB Size	RB Offset						
20+10	100	0	75	0	QPSK	19.76	19.67	19.46	23.62	0.2301
20+10	1	0	1	74		12.63	12.50	12.52		
20+10	1	99	1	0		21.74	21.53	21.49		
20+10	100	0	75	0	16-QAM	18.66	18.78	18.49	23.00	0.1995
20+10	1	0	1	74		13.21	13.09	13.04		
20+10	1	99	1	0		21.12	21.03	21.11		
20+10	100	0	75	0	64-QAM	18.69	18.67	18.46	20.59	0.1146
20+10	1	0	1	74		12.85	12.97	12.99		
20+10	1	99	1	0		18.71	18.60	18.67		
10+20	75	0	100	0	QPSK	19.73	19.67	19.47	23.50	0.2239
10+20	1	0	1	99		12.75	12.54	12.58		
10+20	1	74	1	0		21.62	21.42	21.44		
10+20	75	0	100	0	16-QAM	18.67	18.72	18.53	23.05	0.2018
10+20	1	0	1	99		13.11	13.07	12.94		
10+20	1	74	1	0		21.17	21.04	21.05		
10+20	75	0	100	0	64-QAM	18.72	18.83	18.55	20.71	0.1178
10+20	1	0	1	99		12.92	13.08	12.94		
10+20	1	74	1	0		18.78	18.68	18.53		
15+15	75	0	100	0	QPSK	19.74	19.76	19.59	23.46	0.2218
15+15	1	0	1	99		12.75	12.52	12.66		
15+15	1	74	1	0		21.58	21.53	21.31		
15+15	75	0	100	0	16-QAM	18.70	18.71	18.46	22.99	0.1991
15+15	1	0	1	99		13.17	13.08	13.00		
15+15	1	74	1	0		21.11	21.04	21.00		
15+15	75	0	100	0	64-QAM	18.65	18.85	18.54	20.73	0.1183
15+15	1	0	1	99		12.84	13.00	13.06		
15+15	1	74	1	0		18.67	18.69	18.63		
Limit	EIRP < 2W					Result			Pass	

LTE Band 7C_CA Maximum Average Power [dBm] (GT - LC = 1.88 dB)										
BW [MHz]	PCC		SCC		Mod	Lowest	Middle	Highest	EIRP (dBm)	EIRP (W)
	RB Size	RB Offset	RB Size	RB Offset						
15+10	75	0	100	0	QPSK	19.73	19.66	19.47	23.52	0.2249
15+10	1	0	1	99		12.76	12.68	12.50		
15+10	1	74	1	0		21.64	21.42	21.37		
15+10	75	0	100	0	16-QAM	18.76	18.66	18.60	22.95	0.1972
15+10	1	0	1	99		13.19	13.18	13.06		
15+10	1	74	1	0		21.01	21.06	21.07		
15+10	75	0	100	0	64-QAM	18.67	18.83	18.47	20.73	0.1183
15+10	1	0	1	99		12.96	13.04	13.05		
15+10	1	74	1	0		18.85	18.68	18.53		
Limit	EIRP < 2W					Result			Pass	



LTE Band 38C_CA Maximum Average Power [dBm] (GT - LC = 1.84 dB)										
BW [MHz]	PCC		SCC		Mod	Lowest	Middle	Highest	EIRP (dBm)	EIRP (W)
	RB Size	RB Offset	RB Size	RB Offset						
20+20	100	0	100	0	QPSK	19.43	19.48	19.41	23.33	0.2153
20+20	1	0	1	99		12.45	12.40	12.38		
20+20	1	99	1	0		21.42	21.49	21.45		
20+20	100	0	100	0	16-QAM	18.48	18.52	18.54	22.33	0.1710
20+20	1	0	1	99		12.43	12.39	12.39		
20+20	1	99	1	0		20.45	20.49	20.45		
20+20	100	0	100	0	64-QAM	18.45	18.46	18.47	20.31	0.1074
20+20	1	0	1	99		12.46	12.43	12.44		
20+20	1	99	1	0		18.38	18.42	18.42		
15+15	75	0	75	0	QPSK	19.55	19.56	19.47	23.54	0.2259
15+15	1	0	1	74		12.81	12.82	12.83		
15+15	1	74	1	0		21.66	21.70	21.68		
15+15	75	0	75	0	16-QAM	18.61	18.62	18.71	22.63	0.1832
15+15	1	0	1	74		12.91	12.93	12.92		
15+15	1	74	1	0		20.74	20.79	20.76		
15+15	75	0	75	0	64-QAM	18.61	18.63	18.79	20.63	0.1156
15+15	1	0	1	74		12.84	12.87	12.87		
15+15	1	74	1	0		18.61	18.65	18.59		
Limit	EIRP < 2W					Result			Pass	



LTE Band 41C(HPUE)_CA Maximum Average Power [dBm] (GT - LC = 1.87 dB)										
BW [MHz]	PCC		SCC		Mod	Lowest	Middle	Highest	EIRP (dBm)	EIRP (W)
	RB Size	RB Offset	RB Size	RB Offset						
20+20	100	0	100	0	QPSK	17.62	17.58	17.50	21.07	0.1279
20+20	1	0	1	99		10.81	10.77	10.65		
20+20	1	99	1	0		19.20	19.16	19.03		
20+20	100	0	100	0	16-QAM	16.77	16.74	16.65	20.56	0.1138
20+20	1	0	1	99		11.36	11.29	11.44		
20+20	1	99	1	0		18.69	18.57	18.25		
20+20	100	0	100	0	64-QAM	16.78	16.58	16.47	18.65	0.0733
20+20	1	0	1	99		11.14	11.09	11.01		
20+20	1	99	1	0		16.66	16.50	16.42		
20+20	100	0	100	0	256-QAM	14.72	14.67	14.53	16.59	0.0456
20+20	1	0	1	99		11.12	11.03	11.03		
20+20	1	99	1	0		14.49	14.28	14.33		
Limit	EIRP < 2W					Result			Pass	



<MIMO 2 Antenna>

LTE Band 41(HPUE) Maximum Average Power [dBm] (GT - LC = 2.28 dB)								
BW [MHz]	RB Size	RB Offset	Mod	Lowest	Middle	Highest	EIRP (dBm)	EIRP (W)
20	1	0	QPSK	25.92	26.18	26.31	28.68	0.7379
20	1	49		26.12	26.39	26.40		
20	1	99		26.08	26.28	26.25		
20	50	0		25.18	25.44	25.46		
20	50	24		25.19	25.42	25.47		
20	50	50		25.17	25.46	25.44		
20	100	0		25.16	25.42	25.43		
20	1	0	16-QAM	25.14	25.50	25.51	27.79	0.6012
20	1	0	64-QAM	24.07	24.35	24.44	26.72	0.4699
Limit	EIRP < 2W			Result			Pass	

LTE Band 41(HPUE) Maximum Average Power [dBm] (GT - LC = 2.28 dB)								
BW [MHz]	RB Size	RB Offset	Mod	Lowest	Middle	Highest	EIRP (dBm)	EIRP (W)
15	1	0	QPSK	26.06	26.35	26.36	28.66	0.7345
15	1	0	16-QAM	25.16	25.55	25.48	27.83	0.6067
15	1	0	64-QAM	24.12	24.40	24.39	26.68	0.4656
Limit	EIRP < 2W			Result			Pass	

LTE Band 41(HPUE) Maximum Average Power [dBm] (GT - LC = 2.28 dB)								
BW [MHz]	RB Size	RB Offset	Mod	Lowest	Middle	Highest	EIRP (dBm)	EIRP (W)
10	1	0	QPSK	26.04	26.34	26.37	28.65	0.7328
10	1	0	16-QAM	25.27	25.64	25.59	27.92	0.6194
10	1	0	64-QAM	24.14	24.48	24.51	26.79	0.4775
Limit	EIRP < 2W			Result			Pass	

LTE Band 41(HPUE) Maximum Average Power [dBm] (GT - LC = 2.28 dB)								
BW [MHz]	RB Size	RB Offset	Mod	Lowest	Middle	Highest	EIRP (dBm)	EIRP (W)
5	1	0	QPSK	26.05	26.34	26.38	28.66	0.7345
5	1	0	16-QAM	25.27	25.62	25.64	27.92	0.6194
5	1	0	64-QAM	24.23	24.53	24.53	26.81	0.4797
Limit	EIRP < 2W			Result			Pass	



LTE Band 2 Maximum Average Power [dBm] (GT - LC = 0.2 dB)								
BW [MHz]	RB Size	RB Offset	Mod	Lowest	Middle	Highest	EIRP (dBm)	EIRP (W)
20	1	0	QPSK	22.71	22.82	22.63	23.02	0.2004
20	1	49		22.36	22.37	22.15		
20	1	99		22.21	22.10	22.17		
20	50	0		21.10	21.05	21.07		
20	50	24		21.15	21.29	21.25		
20	50	50		21.08	21.07	21.06		
20	100	0		21.02	21.17	21.07		
20	1	0	16-QAM	21.75	21.88	21.60	22.09	0.1618
20	1	49		21.84	21.89	21.75		
20	1	99		21.77	21.84	21.70		
20	50	0		20.88	20.59	20.62		
20	50	24		20.74	20.75	20.74		
20	50	50		20.70	20.60	20.59		
20	100	0		20.72	20.70	20.64		
20	1	0	64-QAM	20.80	20.77	20.69	21.08	0.1282
20	1	49		20.88	20.77	20.68		
20	1	99		20.72	20.66	20.56		
20	50	0		19.81	19.56	19.58		
20	50	24		19.79	19.79	19.69		
20	50	50		19.65	19.58	19.56		
20	100	0		19.83	19.67	19.57		
20	1	0	256-QAM	17.71	17.76	17.65	18.03	0.0635
20	1	49		17.83	17.78	17.72		
20	1	99		17.65	17.61	17.66		
20	50	0		17.81	17.46	17.60		
20	50	24		17.76	17.68	17.62		
20	50	50		17.61	17.54	17.60		
20	100	0		17.80	17.62	17.61		
Limit	EIRP < 2W			Result			Pass	



LTE Band 2 Maximum Average Power [dBm] (GT - LC = 0.2 dB)								
BW [MHz]	RB Size	RB Offset	Mod	Lowest	Middle	Highest	EIRP (dBm)	EIRP (W)
15	1	0	QPSK	22.63	22.81	22.59	23.01	0.2000
15	1	37		22.30	22.34	22.14		
15	1	74		22.21	22.05	22.08		
15	36	0		21.04	21.15	21.03		
15	36	20		21.12	21.21	21.25		
15	36	39		21.00	21.04	21.06		
15	75	0		21.04	21.13	21.08		
15	1	0	16-QAM	21.68	21.80	21.59	22.06	0.1607
15	1	37		21.84	21.86	21.68		
15	1	74		21.73	21.83	21.67		
15	36	0		20.88	20.57	20.53		
15	36	20		20.71	20.75	20.73		
15	36	39		20.65	20.50	20.51		
15	75	0		20.63	20.67	20.54		
15	1	0	64-QAM	20.71	20.75	20.59	20.99	0.1256
15	1	37		20.79	20.74	20.62		
15	1	74		20.63	20.61	20.54		
15	36	0		19.78	19.50	19.50		
15	36	20		19.76	19.78	19.64		
15	36	39		19.61	19.55	19.53		
15	75	0		19.73	19.57	19.56		
15	1	0	256-QAM	17.67	17.76	17.59	18.03	0.0635
15	1	37		17.83	17.73	17.65		
15	1	74		17.61	17.54	17.65		
15	36	0		17.73	17.39	17.51		
15	36	20		17.76	17.63	17.55		
15	36	39		17.58	17.53	17.53		
15	75	0		17.76	17.55	17.56		
Limit	EIRP < 2W			Result			Pass	



LTE Band 2 Maximum Average Power [dBm] (GT - LC = 0.2 dB)								
BW [MHz]	RB Size	RB Offset	Mod	Lowest	Middle	Highest	EIRP (dBm)	EIRP (W)
10	1	0	QPSK	22.69	22.76	22.60	22.96	0.1977
10	1	25		22.28	22.36	22.07		
10	1	49		22.19	22.08	22.17		
10	25	0		21.08	21.18	21.00		
10	25	12		21.07	21.23	21.21		
10	25	25		21.06	21.04	21.01		
10	50	0		21.08	21.07	21.01		
10	1	0	16-QAM	21.65	21.78	21.51	22.04	0.1600
10	1	25		21.80	21.84	21.72		
10	1	49		21.74	21.83	21.68		
10	25	0		20.84	20.51	20.57		
10	25	12		20.67	20.75	20.73		
10	25	25		20.67	20.54	20.52		
10	50	0		20.65	20.66	20.56		
10	1	0	64-QAM	20.76	20.70	20.63	21.05	0.1274
10	1	25		20.85	20.71	20.61		
10	1	49		20.68	20.65	20.46		
10	25	0		19.73	19.49	19.49		
10	25	12		19.73	19.69	19.68		
10	25	25		19.55	19.58	19.50		
10	50	0		19.82	19.59	19.55		
10	1	0	256-QAM	17.62	17.70	17.61	18.02	0.0634
10	1	25		17.82	17.74	17.68		
10	1	49		17.65	17.52	17.64		
10	25	0		17.81	17.45	17.59		
10	25	12		17.74	17.65	17.61		
10	25	25		17.53	17.54	17.50		
10	50	0		17.79	17.62	17.51		
Limit	EIRP < 2W			Result			Pass	



LTE Band 2 Maximum Average Power [dBm] (GT - LC = 0.2 dB)								
BW [MHz]	RB Size	RB Offset	Mod	Lowest	Middle	Highest	EIRP (dBm)	EIRP (W)
5	1	0	QPSK	22.64	22.74	22.63	22.94	0.1968
5	1	12		22.29	22.35	22.05		
5	1	24		22.12	22.07	22.13		
5	12	0		21.03	21.19	21.18		
5	12	7		21.06	21.24	21.19		
5	12	13		21.09	21.05	21.03		
5	25	0		21.18	21.09	21.05		
5	1	0	16-QAM	21.66	21.84	21.60	22.05	0.1603
5	1	12		21.84	21.85	21.70		
5	1	24		21.70	21.83	21.70		
5	12	0		20.86	20.51	20.61		
5	12	7		20.74	20.74	20.71		
5	12	13		20.70	20.52	20.58		
5	25	0		20.70	20.61	20.57		
5	1	0	64-QAM	20.76	20.71	20.69	21.05	0.1274
5	1	12		20.85	20.68	20.66		
5	1	24		20.69	20.58	20.52		
5	12	0		19.80	19.49	19.52		
5	12	7		19.71	19.78	19.60		
5	12	13		19.63	19.53	19.56		
5	25	0		19.75	19.59	19.49		
5	1	0	256-QAM	17.69	17.69	17.55	17.94	0.0622
5	1	12		17.73	17.68	17.71		
5	1	24		17.56	17.61	17.64		
5	12	0		17.74	17.41	17.53		
5	12	7		17.74	17.68	17.55		
5	12	13		17.57	17.54	17.53		
5	25	0		17.71	17.53	17.53		
Limit	EIRP < 2W			Result			Pass	



LTE Band 2 Maximum Average Power [dBm] (GT - LC = 0.2 dB)								
BW [MHz]	RB Size	RB Offset	Mod	Lowest	Middle	Highest	EIRP (dBm)	EIRP (W)
3	1	0	QPSK	22.69	22.73	22.60	22.93	0.1963
3	1	8		22.26	22.37	22.13		
3	1	14		22.16	22.08	22.11		
3	8	0		21.09	21.04	21.05		
3	8	4		21.12	21.19	21.17		
3	8	7		21.06	21.06	21.05		
3	15	0		21.19	21.12	21.00		
3	1	0	16-QAM	21.71	21.83	21.51	22.07	0.1611
3	1	8		21.81	21.87	21.72		
3	1	14		21.76	21.75	21.63		
3	8	0		20.79	20.54	20.52		
3	8	4		20.65	20.68	20.64		
3	8	7		20.64	20.55	20.55		
3	15	0		20.69	20.65	20.61		
3	1	0	64-QAM	20.73	20.75	20.67	20.99	0.1256
3	1	8		20.79	20.73	20.58		
3	1	14		20.67	20.56	20.56		
3	8	0		19.77	19.53	19.48		
3	8	4		19.73	19.74	19.65		
3	8	7		19.59	19.48	19.49		
3	15	0		19.77	19.64	19.55		
3	1	0	256-QAM	17.62	17.74	17.61	17.97	0.0627
3	1	8		17.76	17.73	17.72		
3	1	14		17.64	17.52	17.57		
3	8	0		17.77	17.43	17.53		
3	8	4		17.71	17.58	17.60		
3	8	7		17.60	17.48	17.51		
3	15	0		17.75	17.59	17.56		
Limit	EIRP < 2W			Result			Pass	



LTE Band 2 Maximum Average Power [dBm] (GT - LC = 0.2 dB)								
BW [MHz]	RB Size	RB Offset	Mod	Lowest	Middle	Highest	EIRP (dBm)	EIRP (W)
1.4	1	0	QPSK	22.71	22.81	22.59	23.01	0.2000
1.4	1	3		22.36	22.28	22.08		
1.4	1	5		22.15	22.04	22.12		
1.4	3	0		22.27	22.30	22.07		
1.4	3	1		22.16	22.09	22.09		
1.4	3	3		22.21	22.06	22.15		
1.4	6	0		21.73	21.88	21.54		
1.4	1	0	16-QAM	21.72	21.85	21.53	22.08	0.1614
1.4	1	3		21.75	21.80	21.69		
1.4	1	5		21.67	21.81	21.62		
1.4	3	0		21.73	21.88	21.54		
1.4	3	1		21.75	21.82	21.75		
1.4	3	3		21.69	21.76	21.70		
1.4	6	0		20.72	20.63	20.59		
1.4	1	0	64-QAM	20.72	20.75	20.66	21.03	0.1268
1.4	1	3		20.83	20.67	20.67		
1.4	1	5		20.62	20.57	20.54		
1.4	3	0		20.66	20.66	20.64		
1.4	3	1		20.68	20.52	20.49		
1.4	3	3		20.67	20.61	20.63		
1.4	6	0		19.74	19.61	19.52		
1.4	1	0	256-QAM	17.65	17.68	17.62	18.03	0.0635
1.4	1	3		17.83	17.76	17.66		
1.4	1	5		17.58	17.56	17.60		
1.4	3	0		17.72	17.44	17.51		
1.4	3	1		17.73	17.68	17.59		
1.4	3	3		17.57	17.53	17.56		
1.4	6	0		17.75	17.60	17.55		
Limit	EIRP < 2W			Result			Pass	



LTE Band 25 Maximum Average Power [dBm] (GT - LC = 0.39 dB)								
BW [MHz]	RB Size	RB Offset	Mod	Lowest	Middle	Highest	EIRP (dBm)	EIRP (W)
20	1	0	QPSK	22.59	22.79	22.80	23.19	0.2084
20	1	49		22.65	22.54	22.53		
20	1	99		22.49	22.47	22.44		
20	50	0		21.51	21.62	21.63		
20	50	24		21.50	21.57	21.54		
20	50	50		21.54	21.48	21.39		
20	100	0		21.51	21.49	21.50		
20	1	0	16-QAM	22.54	22.37	22.35	22.93	0.1963
20	1	49		22.52	22.44	22.31		
20	1	99		22.38	22.24	22.35		
20	50	0		21.35	21.17	21.19		
20	50	24		21.40	21.29	21.20		
20	50	50		21.38	21.21	21.09		
20	100	0		21.32	21.25	21.14		
20	1	0	64-QAM	21.42	21.25	21.25	21.83	0.1524
20	1	49		21.44	21.35	21.24		
20	1	99		21.29	21.21	21.11		
20	50	0		20.38	20.11	20.24		
20	50	24		20.32	20.17	20.18		
20	50	50		20.27	20.25	20.17		
20	100	0		20.29	20.16	20.17		
20	1	0	256-QAM	18.33	18.22	18.17	18.82	0.0762
20	1	49		18.43	18.43	18.36		
20	1	99		18.26	18.23	18.21		
20	50	0		18.37	18.02	18.03		
20	50	24		18.34	18.23	18.18		
20	50	50		18.22	18.14	17.92		
20	100	0		18.34	18.08	18.10		
Limit	EIRP < 2W			Result			Pass	



LTE Band 25 Maximum Average Power [dBm] (GT - LC = 0.39 dB)								
BW [MHz]	RB Size	RB Offset	Mod	Lowest	Middle	Highest	EIRP (dBm)	EIRP (W)
15	1	0	QPSK	22.49	22.71	22.71	23.10	0.2042
15	1	37		22.65	22.49	22.47		
15	1	74		22.49	22.42	22.41		
15	36	0		21.44	21.54	21.55		
15	36	20		21.46	21.57	21.54		
15	36	39		21.51	21.38	21.32		
15	75	0		21.50	21.39	21.42		
15	1	0	16-QAM	22.51	22.29	22.27	22.90	0.1950
15	1	37		22.49	22.44	22.28		
15	1	74		22.34	22.23	22.25		
15	36	0		21.33	21.14	21.11		
15	36	20		21.33	21.24	21.12		
15	36	39		21.33	21.13	21.05		
15	75	0		21.24	21.22	21.12		
15	1	0	64-QAM	21.42	21.25	21.19	21.81	0.1517
15	1	37		21.39	21.34	21.19		
15	1	74		21.27	21.14	21.08		
15	36	0		20.30	20.07	20.14		
15	36	20		20.29	20.07	20.17		
15	36	39		20.19	20.18	20.09		
15	75	0		20.25	20.06	20.12		
15	1	0	256-QAM	18.23	18.17	18.08	18.77	0.0753
15	1	37		18.35	18.38	18.36		
15	1	74		18.25	18.19	18.16		
15	36	0		18.28	17.92	17.98		
15	36	20		18.28	18.22	18.15		
15	36	39		18.14	18.13	17.92		
15	75	0		18.34	18.01	18.10		
Limit	EIRP < 2W			Result			Pass	



LTE Band 25 Maximum Average Power [dBm] (GT - LC = 0.39 dB)								
BW [MHz]	RB Size	RB Offset	Mod	Lowest	Middle	Highest	EIRP (dBm)	EIRP (W)
10	1	0	QPSK	22.59	22.76	22.77	23.16	0.2070
10	1	25		22.56	22.49	22.48		
10	1	49		22.42	22.39	22.39		
10	25	0		21.48	21.59	21.55		
10	25	12		21.47	21.55	21.48		
10	25	25		21.52	21.48	21.33		
10	50	0		21.42	21.47	21.40		
10	1	0	16-QAM	22.50	22.31	22.32	22.89	0.1945
10	1	25		22.46	22.34	22.24		
10	1	49		22.36	22.24	22.34		
10	25	0		21.32	21.08	21.09		
10	25	12		21.40	21.29	21.14		
10	25	25		21.29	21.21	21.06		
10	50	0		21.29	21.21	21.10		
10	1	0	64-QAM	21.40	21.19	21.24	21.81	0.1517
10	1	25		21.42	21.28	21.22		
10	1	49		21.23	21.17	21.05		
10	25	0		20.34	20.03	20.24		
10	25	12		20.32	20.16	20.08		
10	25	25		20.27	20.24	20.08		
10	50	0		20.23	20.15	20.11		
10	1	0	256-QAM	18.31	18.12	18.10	18.79	0.0757
10	1	25		18.34	18.40	18.33		
10	1	49		18.18	18.17	18.17		
10	25	0		18.29	17.92	18.01		
10	25	12		18.31	18.15	18.14		
10	25	25		18.12	18.11	17.88		
10	50	0		18.30	18.07	18.06		
Limit	EIRP < 2W			Result			Pass	



LTE Band 25 Maximum Average Power [dBm] (GT - LC = 0.39 dB)								
BW [MHz]	RB Size	RB Offset	Mod	Lowest	Middle	Highest	EIRP (dBm)	EIRP (W)
5	1	0	QPSK	22.56	22.75	22.72	23.14	0.2061
5	1	12		22.55	22.46	22.53		
5	1	24		22.44	22.46	22.36		
5	12	0		21.44	21.61	21.57		
5	12	7		21.48	21.54	21.54		
5	12	13		21.50	21.48	21.35		
5	25	0		21.48	21.39	21.41		
5	1	0	16-QAM	22.54	22.35	22.34	22.93	0.1963
5	1	12		22.42	22.39	22.26		
5	1	24		22.33	22.24	22.29		
5	12	0		21.29	21.09	21.12		
5	12	7		21.33	21.25	21.20		
5	12	13		21.35	21.19	21.05		
5	25	0		21.30	21.17	21.14		
5	1	0	64-QAM	21.39	21.17	21.17	21.81	0.1517
5	1	12		21.42	21.35	21.22		
5	1	24		21.26	21.12	21.05		
5	12	0		20.32	20.10	20.19		
5	12	7		20.22	20.13	20.10		
5	12	13		20.26	20.21	20.07		
5	25	0		20.28	20.15	20.15		
5	1	0	256-QAM	18.31	18.17	18.12	18.73	0.0746
5	1	12		18.34	18.34	18.26		
5	1	24		18.17	18.18	18.19		
5	12	0		18.33	18.02	17.96		
5	12	7		18.27	18.18	18.11		
5	12	13		18.16	18.14	17.89		
5	25	0		18.30	18.03	18.03		
Limit	EIRP < 2W			Result			Pass	



LTE Band 25 Maximum Average Power [dBm] (GT - LC = 0.39 dB)								
BW [MHz]	RB Size	RB Offset	Mod	Lowest	Middle	Highest	EIRP (dBm)	EIRP (W)
3	1	0	QPSK	22.53	22.79	22.79	23.18	0.2080
3	1	8		22.61	22.53	22.52		
3	1	14		22.39	22.40	22.35		
3	8	0		21.47	21.61	21.62		
3	8	4		21.40	21.48	21.51		
3	8	7		21.48	21.44	21.35		
3	15	0		21.41	21.42	21.50		
3	1	0	16-QAM	22.54	22.29	22.34	22.93	0.1963
3	1	8		22.47	22.40	22.24		
3	1	14		22.31	22.21	22.25		
3	8	0		21.31	21.10	21.15		
3	8	4		21.33	21.26	21.19		
3	8	7		21.38	21.14	21.04		
3	15	0		21.25	21.23	21.05		
3	1	0	64-QAM	21.36	21.20	21.25	21.80	0.1514
3	1	8		21.41	21.31	21.16		
3	1	14		21.23	21.19	21.08		
3	8	0		20.34	20.03	20.17		
3	8	4		20.27	20.14	20.18		
3	8	7		20.18	20.18	20.14		
3	15	0		20.26	20.15	20.12		
3	1	0	256-QAM	18.31	18.18	18.13	18.81	0.0760
3	1	8		18.35	18.42	18.31		
3	1	14		18.18	18.22	18.14		
3	8	0		18.27	17.99	17.96		
3	8	4		18.31	18.17	18.13		
3	8	7		18.15	18.12	17.85		
3	15	0		18.33	18.00	18.01		
Limit	EIRP < 2W			Result			Pass	



LTE Band 25 Maximum Average Power [dBm] (GT - LC = 0.39 dB)								
BW [MHz]	RB Size	RB Offset	Mod	Lowest	Middle	Highest	EIRP (dBm)	EIRP (W)
1.4	1	0	QPSK	22.50	22.71	22.71	23.11	0.2046
1.4	1	3		22.55	22.53	22.52		
1.4	1	5		22.45	22.46	22.42		
1.4	3	0		22.49	22.72	22.54		
1.4	3	1		22.56	22.48	22.43		
1.4	3	3		22.48	22.42	22.39		
1.4	6	0		21.48	21.47	21.49		
1.4	1	0	16-QAM	22.53	22.27	22.30	22.92	0.1959
1.4	1	3		22.46	22.34	22.25		
1.4	1	5		22.34	22.18	22.31		
1.4	3	0		22.50	22.31	22.31		
1.4	3	1		22.51	22.42	22.23		
1.4	3	3		22.32	22.21	22.28		
1.4	6	0		21.32	21.17	21.05		
1.4	1	0	64-QAM	21.35	21.17	21.23	21.74	0.1493
1.4	1	3		21.34	21.26	21.24		
1.4	1	5		21.29	21.12	21.01		
1.4	3	0		21.29	21.15	21.14		
1.4	3	1		21.33	21.21	21.22		
1.4	3	3		21.35	21.31	21.15		
1.4	6	0		20.29	20.09	20.07		
1.4	1	0	256-QAM	18.27	18.13	18.13	18.78	0.0755
1.4	1	3		18.36	18.39	18.26		
1.4	1	5		18.22	18.21	18.17		
1.4	3	0		18.37	17.99	18.02		
1.4	3	1		18.30	18.17	18.14		
1.4	3	3		18.19	18.13	17.91		
1.4	6	0		18.27	18.03	18.04		
Limit	EIRP < 2W			Result			Pass	



LTE Band 4 Maximum Average Power [dBm] (GT - LC = 0.93 dB)								
BW [MHz]	RB Size	RB Offset	Mod	Lowest	Middle	Highest	EIRP (dBm)	EIRP (W)
20	1	0	QPSK	23.20	23.19	23.23	24.16	0.2606
20	1	49		23.17	22.59	22.53		
20	1	99		23.18	22.55	22.37		
20	50	0		22.13	21.50	21.50		
20	50	24		22.21	21.54	21.42		
20	50	50		22.27	21.53	21.38		
20	100	0		22.20	21.50	21.40		
20	1	0	16-QAM	22.17	22.18	22.24	23.51	0.2244
20	1	49		22.48	22.39	22.18		
20	1	99		22.58	22.23	22.15		
20	50	0		21.20	21.14	21.11		
20	50	24		21.17	21.18	21.09		
20	50	50		21.17	21.27	21.01		
20	100	0		21.18	21.17	21.08		
20	1	0	64-QAM	21.20	21.13	21.16	22.27	0.1687
20	1	49		21.32	21.34	21.09		
20	1	99		21.32	21.07	21.05		
20	50	0		20.07	20.24	20.11		
20	50	24		20.10	20.22	20.11		
20	50	50		20.17	20.27	20.10		
20	100	0		20.13	20.21	19.98		
20	1	0	256-QAM	18.07	18.05	18.23	19.22	0.0836
20	1	49		18.25	18.29	18.20		
20	1	99		18.25	18.04	18.03		
20	50	0		18.02	18.16	18.01		
20	50	24		18.03	18.16	18.06		
20	50	50		18.11	18.13	18.07		
20	100	0		18.05	18.21	18.03		
Limit	EIRP < 1W			Result			Pass	



LTE Band 4 Maximum Average Power [dBm] (GT - LC = 0.93 dB)								
BW [MHz]	RB Size	RB Offset	Mod	Lowest	Middle	Highest	EIRP (dBm)	EIRP (W)
15	1	0	QPSK	23.13	23.09	23.14	24.10	0.2570
15	1	37		23.17	22.55	22.53		
15	1	74		23.15	22.51	22.30		
15	36	0		22.11	21.42	21.43		
15	36	20		22.18	21.48	21.38		
15	36	39		22.25	21.51	21.33		
15	75	0		22.18	21.44	21.31		
15	1	0	16-QAM	22.13	22.14	22.23	23.43	0.2203
15	1	37		22.46	22.30	22.11		
15	1	74		22.50	22.19	22.09		
15	36	0		21.18	21.08	21.05		
15	36	20		21.09	21.15	21.07		
15	36	39		21.15	21.20	20.96		
15	75	0		21.11	21.14	21.07		
15	1	0	64-QAM	21.12	21.08	21.08	22.24	0.1675
15	1	37		21.24	21.31	21.01		
15	1	74		21.27	21.00	20.97		
15	36	0		20.03	20.15	20.04		
15	36	20		20.02	20.12	20.05		
15	36	39		20.12	20.24	20.06		
15	75	0		20.03	20.21	19.98		
15	1	0	256-QAM	18.07	17.98	18.18	19.18	0.0828
15	1	37		18.25	18.21	18.14		
15	1	74		18.15	18.00	17.95		
15	36	0		18.01	18.14	17.95		
15	36	20		17.95	18.08	17.99		
15	36	39		18.08	18.10	17.97		
15	75	0		18.03	18.18	17.95		
Limit	EIRP < 1W			Result			Pass	



LTE Band 4 Maximum Average Power [dBm] (GT - LC = 0.93 dB)								
BW [MHz]	RB Size	RB Offset	Mod	Lowest	Middle	Highest	EIRP (dBm)	EIRP (W)
10	1	0	QPSK	23.18	23.17	23.20	24.13	0.2588
10	1	25		23.15	22.54	22.43		
10	1	49		23.18	22.54	22.28		
10	25	0		22.11	21.41	21.44		
10	25	12		22.21	21.53	21.35		
10	25	25		22.22	21.48	21.28		
10	50	0		22.13	21.49	21.31		
10	1	0	16-QAM	22.08	22.18	22.14	23.45	0.2213
10	1	25		22.47	22.32	22.11		
10	1	49		22.52	22.21	22.15		
10	25	0		21.18	21.06	21.10		
10	25	12		21.09	21.17	21.01		
10	25	25		21.15	21.18	20.98		
10	50	0		21.11	21.13	20.98		
10	1	0	64-QAM	21.12	21.06	21.12	22.25	0.1679
10	1	25		21.25	21.28	21.03		
10	1	49		21.32	21.02	21.00		
10	25	0		19.97	20.19	20.11		
10	25	12		20.05	20.14	20.05		
10	25	25		20.07	20.17	20.05		
10	50	0		20.04	20.20	19.98		
10	1	0	256-QAM	17.98	17.96	18.20	19.15	0.0822
10	1	25		18.17	18.22	18.19		
10	1	49		18.16	17.99	18.03		
10	25	0		17.93	18.08	17.95		
10	25	12		17.93	18.08	18.04		
10	25	25		18.08	18.07	18.07		
10	50	0		18.02	18.15	17.98		
Limit	EIRP < 1W			Result			Pass	



LTE Band 4 Maximum Average Power [dBm] (GT - LC = 0.93 dB)								
BW [MHz]	RB Size	RB Offset	Mod	Lowest	Middle	Highest	EIRP (dBm)	EIRP (W)
5	1	0	QPSK	23.18	23.15	23.22	24.15	0.2600
5	1	12		23.08	22.54	22.52		
5	1	24		23.16	22.45	22.28		
5	12	0		22.06	21.41	21.43		
5	12	7		22.11	21.53	21.33		
5	12	13		22.19	21.53	21.30		
5	25	0		22.18	21.47	21.31		
5	1	0	16-QAM	22.11	22.09	22.23	23.51	0.2244
5	1	12		22.41	22.37	22.17		
5	1	24		22.58	22.14	22.05		
5	12	0		21.11	21.08	21.03		
5	12	7		21.15	21.15	21.06		
5	12	13		21.08	21.26	21.01		
5	25	0		21.13	21.08	21.01		
5	1	0	64-QAM	21.11	21.07	21.16	22.24	0.1675
5	1	12		21.31	21.27	21.08		
5	1	24		21.24	21.01	20.96		
5	12	0		19.99	20.17	20.01		
5	12	7		20.09	20.15	20.11		
5	12	13		20.17	20.27	20.05		
5	25	0		20.07	20.19	19.95		
5	1	0	256-QAM	18.02	18.03	18.16	19.15	0.0822
5	1	12		18.22	18.21	18.19		
5	1	24		18.18	18.01	17.96		
5	12	0		17.95	18.06	17.93		
5	12	7		17.94	18.16	18.03		
5	12	13		18.11	18.09	18.02		
5	25	0		18.03	18.13	18.03		
Limit	EIRP < 1W			Result			Pass	



LTE Band 4 Maximum Average Power [dBm] (GT - LC = 0.93 dB)								
BW [MHz]	RB Size	RB Offset	Mod	Lowest	Middle	Highest	EIRP (dBm)	EIRP (W)
3	1	0	QPSK	23.16	23.14	23.16	24.09	0.2564
3	1	8		23.15	22.52	22.47		
3	1	14		23.12	22.51	22.35		
3	8	0		22.08	21.49	21.48		
3	8	4		22.12	21.47	21.32		
3	8	7		22.22	21.50	21.29		
3	15	0		22.20	21.45	21.37		
3	1	0	16-QAM	22.10	22.08	22.22	23.48	0.2228
3	1	8		22.47	22.32	22.14		
3	1	14		22.55	22.14	22.12		
3	8	0		21.11	21.10	21.06		
3	8	4		21.12	21.11	21.04		
3	8	7		21.15	21.26	20.96		
3	15	0		21.12	21.14	21.01		
3	1	0	64-QAM	21.15	21.03	21.12	22.25	0.1679
3	1	8		21.31	21.32	21.05		
3	1	14		21.24	21.02	21.05		
3	8	0		19.98	20.19	20.04		
3	8	4		20.02	20.12	20.01		
3	8	7		20.08	20.26	20.09		
3	15	0		20.08	20.16	19.98		
3	1	0	256-QAM	18.02	18.03	18.20	19.21	0.0834
3	1	8		18.24	18.28	18.19		
3	1	14		18.23	18.01	17.99		
3	8	0		18.01	18.07	17.99		
3	8	4		18.03	18.06	18.05		
3	8	7		18.04	18.12	18.07		
3	15	0		17.97	18.12	17.93		
Limit	EIRP < 1W			Result			Pass	



LTE Band 4 Maximum Average Power [dBm] (GT - LC = 0.93 dB)								
BW [MHz]	RB Size	RB Offset	Mod	Lowest	Middle	Highest	EIRP (dBm)	EIRP (W)
1.4	1	0	QPSK	23.20	23.19	23.16	24.13	0.2588
1.4	1	3		23.16	22.51	22.52		
1.4	1	5		23.14	22.54	22.33		
1.4	3	0		23.09	22.53	22.49		
1.4	3	1		23.15	22.49	22.34		
1.4	3	3		23.09	22.54	22.50		
1.4	6	0		22.18	21.44	21.31		
1.4	1	0	16-QAM	22.16	22.09	22.14	23.51	0.2244
1.4	1	3		22.41	22.34	22.18		
1.4	1	5		22.50	22.16	22.14		
1.4	3	0		22.08	22.08	22.21		
1.4	3	1		22.39	22.29	22.10		
1.4	3	3		22.58	22.18	22.07		
1.4	6	0		21.14	21.07	21.05		
1.4	1	0	64-QAM	21.19	21.06	21.13	22.24	0.1675
1.4	1	3		21.25	21.25	21.02		
1.4	1	5		21.31	21.07	21.02		
1.4	3	0		21.13	21.10	21.00		
1.4	3	1		21.09	21.24	21.00		
1.4	3	3		21.08	21.08	21.07		
1.4	6	0		20.12	20.12	19.89		
1.4	1	0	256-QAM	18.07	18.02	18.21	19.16	0.0824
1.4	1	3		18.19	18.23	18.20		
1.4	1	5		18.16	18.03	18.01		
1.4	3	0		18.03	17.98	18.19		
1.4	3	1		18.23	18.20	18.14		
1.4	3	3		18.23	18.00	18.01		
1.4	6	0		18.02	18.12	18.02		
Limit	EIRP < 1W			Result			Pass	



LTE Band 7 Maximum Average Power [dBm] (GT - LC = 2.28 dB)								
BW [MHz]	RB Size	RB Offset	Mod	Lowest	Middle	Highest	EIRP (dBm)	EIRP (W)
20	1	0	QPSK	23.31	23.23	23.35	25.63	0.3656
20	1	49		22.70	22.72	22.73		
20	1	99		22.68	22.75	22.67		
20	50	0		21.84	21.85	22.08		
20	50	24		21.83	21.87	22.04		
20	50	50		21.82	21.91	21.88		
20	100	0		21.75	21.80	21.99		
20	1	0	16-QAM	22.26	22.46	22.62	24.92	0.3105
20	1	49		22.36	22.56	22.64		
20	1	99		22.26	22.48	22.47		
20	50	0		21.08	21.32	21.56		
20	50	24		21.19	21.38	21.52		
20	50	50		21.24	21.35	21.54		
20	100	0		21.10	21.32	21.48		
20	1	0	64-QAM	21.13	21.17	21.39	23.79	0.2393
20	1	49		21.24	21.51	21.48		
20	1	99		21.11	21.40	21.42		
20	50	0		20.05	20.34	20.53		
20	50	24		20.09	20.40	20.49		
20	50	50		20.09	20.35	20.42		
20	100	0		20.04	20.32	20.43		
20	1	0	256-QAM	18.06	18.18	18.33	20.69	0.1172
20	1	49		18.22	18.37	18.41		
20	1	99		18.14	18.23	18.32		
20	50	0		18.04	18.15	18.32		
20	50	24		18.17	18.22	18.27		
20	50	50		18.18	18.10	18.30		
20	100	0		18.08	18.19	18.32		
Limit	EIRP < 2W			Result			Pass	



LTE Band 7 Maximum Average Power [dBm] (GT - LC = 2.28 dB)								
BW [MHz]	RB Size	RB Offset	Mod	Lowest	Middle	Highest	EIRP (dBm)	EIRP (W)
15	1	0	QPSK	23.23	23.16	23.34	25.62	0.3648
15	1	37		22.65	22.64	22.66		
15	1	74		22.66	22.71	22.65		
15	36	0		21.81	21.78	22.05		
15	36	20		21.79	21.86	22.00		
15	36	39		21.81	21.86	21.84		
15	75	0		21.68	21.79	21.99		
15	1	0	16-QAM	22.23	22.43	22.59	24.89	0.3083
15	1	37		22.33	22.53	22.61		
15	1	74		22.20	22.43	22.37		
15	36	0		21.02	21.28	21.50		
15	36	20		21.16	21.38	21.48		
15	36	39		21.19	21.26	21.50		
15	75	0		21.08	21.25	21.44		
15	1	0	64-QAM	21.06	21.08	21.37	23.76	0.2377
15	1	37		21.18	21.43	21.48		
15	1	74		21.04	21.38	21.42		
15	36	0		19.98	20.28	20.43		
15	36	20		20.04	20.38	20.39		
15	36	39		20.05	20.29	20.40		
15	75	0		20.03	20.29	20.38		
15	1	0	256-QAM	18.04	18.11	18.31	20.64	0.1159
15	1	37		18.17	18.28	18.36		
15	1	74		18.12	18.23	18.32		
15	36	0		17.97	18.08	18.22		
15	36	20		18.09	18.20	18.21		
15	36	39		18.17	18.10	18.20		
15	75	0		18.00	18.11	18.30		
Limit	EIRP < 2W			Result			Pass	



LTE Band 7 Maximum Average Power [dBm] (GT - LC = 2.28 dB)								
BW [MHz]	RB Size	RB Offset	Mod	Lowest	Middle	Highest	EIRP (dBm)	EIRP (W)
10	1	0	QPSK	23.22	23.13	23.33	25.61	0.3639
10	1	25		22.63	22.65	22.68		
10	1	49		22.65	22.73	22.65		
10	25	0		21.75	21.80	22.00		
10	25	12		21.77	21.78	21.99		
10	25	25		21.73	21.88	21.83		
10	50	0		21.72	21.74	21.99		
10	1	0	16-QAM	22.23	22.43	22.62	24.90	0.3090
10	1	25		22.27	22.47	22.54		
10	1	49		22.16	22.45	22.43		
10	25	0		20.99	21.32	21.54		
10	25	12		21.15	21.30	21.42		
10	25	25		21.18	21.33	21.49		
10	50	0		21.03	21.26	21.43		
10	1	0	64-QAM	21.05	21.09	21.38	23.78	0.2388
10	1	25		21.15	21.50	21.44		
10	1	49		21.10	21.33	21.41		
10	25	0		20.00	20.25	20.51		
10	25	12		20.03	20.39	20.41		
10	25	25		20.04	20.33	20.33		
10	50	0		19.97	20.30	20.34		
10	1	0	256-QAM	18.02	18.13	18.31	20.60	0.1148
10	1	25		18.19	18.27	18.32		
10	1	49		18.13	18.19	18.27		
10	25	0		18.02	18.14	18.28		
10	25	12		18.14	18.13	18.20		
10	25	25		18.11	18.01	18.27		
10	50	0		18.05	18.15	18.32		
Limit	EIRP < 2W			Result			Pass	



LTE Band 7 Maximum Average Power [dBm] (GT - LC = 2.28 dB)								
BW [MHz]	RB Size	RB Offset	Mod	Lowest	Middle	Highest	EIRP (dBm)	EIRP (W)
5	1	0	QPSK	23.24	23.23	23.33	25.61	0.3639
5	1	12		22.61	22.62	22.66		
5	1	24		22.65	22.71	22.67		
5	12	0		21.82	21.80	22.01		
5	12	7		21.77	21.77	21.95		
5	12	13		21.80	21.82	21.83		
5	25	0		21.71	21.75	21.90		
5	1	0	16-QAM	22.23	22.36	22.62	24.90	0.3090
5	1	12		22.26	22.53	22.60		
5	1	24		22.23	22.42	22.41		
5	12	0		21.04	21.24	21.48		
5	12	7		21.10	21.35	21.50		
5	12	13		21.15	21.25	21.48		
5	25	0		21.07	21.23	21.40		
5	1	0	64-QAM	21.03	21.12	21.30	23.69	0.2339
5	1	12		21.19	21.41	21.39		
5	1	24		21.04	21.31	21.39		
5	12	0		20.03	20.33	20.45		
5	12	7		20.01	20.34	20.42		
5	12	13		20.08	20.35	20.38		
5	25	0		19.94	20.25	20.40		
5	1	0	256-QAM	18.04	18.17	18.26	20.65	0.1161
5	1	12		18.14	18.37	18.36		
5	1	24		18.14	18.16	18.31		
5	12	0		18.02	18.12	18.26		
5	12	7		18.15	18.15	18.17		
5	12	13		18.13	18.04	18.24		
5	25	0		18.08	18.17	18.22		
Limit	EIRP < 2W			Result			Pass	



LTE Band 38 Maximum Average Power [dBm] (GT - LC = 1.79 dB)								
BW [MHz]	RB Size	RB Offset	Mod	Lowest	Middle	Highest	EIRP (dBm)	EIRP (W)
20	1	0	QPSK	22.54	22.70	22.62	24.49	0.2812
20	1	49		22.18	22.21	22.22		
20	1	99		22.12	22.01	22.19		
20	50	0		21.31	21.25	21.20		
20	50	24		21.28	21.19	21.18		
20	50	50		21.29	21.22	21.13		
20	100	0		21.27	21.24	21.16		
20	1	0	16-QAM	21.58	21.78	21.70	23.58	0.2280
20	1	49		21.78	21.79	21.70		
20	1	99		21.71	21.59	21.61		
20	50	0		20.79	20.79	20.78		
20	50	24		20.81	20.69	20.83		
20	50	50		20.82	20.71	20.63		
20	100	0		20.79	20.70	20.74		
20	1	0	64-QAM	20.31	20.53	20.43	22.32	0.1706
20	1	49		20.45	20.48	20.38		
20	1	99		20.35	20.25	20.18		
20	50	0		19.79	19.75	19.74		
20	50	24		19.86	19.74	19.78		
20	50	50		19.72	19.74	19.71		
20	100	0		19.68	19.66	19.65		
20	1	0	256-QAM	17.38	17.60	17.44	19.64	0.0920
20	1	49		17.57	17.52	17.61		
20	1	99		17.46	17.34	17.33		
20	50	0		17.85	17.84	17.77		
20	50	24		17.82	17.80	17.76		
20	50	50		17.81	17.70	17.74		
20	100	0		17.78	17.76	17.74		
Limit	EIRP < 2W			Result			Pass	



LTE Band 38 Maximum Average Power [dBm] (GT - LC = 1.79 dB)								
BW [MHz]	RB Size	RB Offset	Mod	Lowest	Middle	Highest	EIRP (dBm)	EIRP (W)
15	1	0	QPSK	22.53	22.64	22.57	24.43	0.2773
15	1	37		22.21	22.16	22.19		
15	1	74		22.16	22.07	22.14		
15	36	0		21.15	21.30	21.26		
15	36	20		21.24	21.19	21.23		
15	36	39		21.24	21.19	21.16		
15	75	0		21.30	21.21	21.17		
15	1	0	16-QAM	21.60	21.77	21.73	23.57	0.2275
15	1	37		21.78	21.76	21.75		
15	1	74		21.71	21.49	21.52		
15	36	0		20.80	20.76	20.75		
15	36	20		20.82	20.71	20.84		
15	36	39		20.76	20.71	20.68		
15	75	0		20.74	20.76	20.71		
15	1	0	64-QAM	20.30	20.44	20.38	22.25	0.1679
15	1	37		20.46	20.43	20.38		
15	1	74		20.36	20.26	20.23		
15	36	0		19.88	19.80	19.75		
15	36	20		19.87	19.79	19.76		
15	36	39		19.79	19.68	19.65		
15	75	0		19.77	19.68	19.68		
15	1	0	256-QAM	17.45	17.59	17.48	19.67	0.0927
15	1	37		17.58	17.46	17.55		
15	1	74		17.49	17.28	17.31		
15	36	0		17.88	17.84	17.73		
15	36	20		17.82	17.80	17.80		
15	36	39		17.78	17.72	17.66		
15	75	0		17.74	17.75	17.65		
Limit	EIRP < 2W			Result			Pass	



LTE Band 38 Maximum Average Power [dBm] (GT - LC = 1.79 dB)								
BW [MHz]	RB Size	RB Offset	Mod	Lowest	Middle	Highest	EIRP (dBm)	EIRP (W)
10	1	0	QPSK	22.47	22.57	22.59	24.38	0.2742
10	1	25		22.19	22.17	22.14		
10	1	49		22.19	22.09	22.09		
10	25	0		21.20	21.22	21.23		
10	25	12		21.25	21.26	21.15		
10	25	25		21.14	21.25	21.20		
10	50	0		21.30	21.27	21.21		
10	1	0	16-QAM	21.62	21.82	21.69	23.61	0.2296
10	1	25		21.73	21.72	21.71		
10	1	49		21.70	21.50	21.57		
10	25	0		20.76	20.79	20.69		
10	25	12		20.75	20.78	20.78		
10	25	25		20.83	20.71	20.60		
10	50	0		20.72	20.76	20.67		
10	1	0	64-QAM	20.37	20.52	20.35	22.31	0.1702
10	1	25		20.48	20.46	20.48		
10	1	49		20.45	20.25	20.18		
10	25	0		19.82	19.83	19.77		
10	25	12		19.83	19.78	19.78		
10	25	25		19.76	19.73	19.67		
10	50	0		19.76	19.67	19.64		
10	1	0	256-QAM	17.42	17.60	17.47	19.68	0.0929
10	1	25		17.55	17.50	17.59		
10	1	49		17.49	17.34	17.32		
10	25	0		17.87	17.88	17.74		
10	25	12		17.89	17.81	17.73		
10	25	25		17.76	17.70	17.66		
10	50	0		17.71	17.76	17.66		
Limit	EIRP < 2W			Result			Pass	



LTE Band 38 Maximum Average Power [dBm] (GT - LC = 1.79 dB)								
BW [MHz]	RB Size	RB Offset	Mod	Lowest	Middle	Highest	EIRP (dBm)	EIRP (W)
5	1	0	QPSK	22.53	22.62	22.63	24.42	0.2767
5	1	12		22.26	22.16	22.22		
5	1	24		22.15	22.12	22.18		
5	12	0		21.15	21.26	21.23		
5	12	7		21.19	21.16	21.21		
5	12	13		21.17	21.22	21.16		
5	25	0		21.27	21.26	21.18		
5	1	0	16-QAM	21.66	21.76	21.66	23.57	0.2275
5	1	12		21.75	21.78	21.73		
5	1	24		21.71	21.55	21.55		
5	12	0		20.78	20.81	20.74		
5	12	7		20.78	20.73	20.77		
5	12	13		20.84	20.72	20.62		
5	25	0		20.76	20.74	20.71		
5	1	0	64-QAM	20.40	20.46	20.38	22.27	0.1687
5	1	12		20.44	20.48	20.44		
5	1	24		20.36	20.27	20.20		
5	12	0		19.82	19.79	19.80		
5	12	7		19.88	19.77	19.68		
5	12	13		19.77	19.71	19.62		
5	25	0		19.70	19.67	19.64		
5	1	0	256-QAM	17.44	17.54	17.52	19.61	0.0914
5	1	12		17.63	17.51	17.53		
5	1	24		17.52	17.36	17.38		
5	12	0		17.82	17.82	17.79		
5	12	7		17.82	17.79	17.76		
5	12	13		17.82	17.68	17.67		
5	25	0		17.74	17.72	17.66		
Limit	EIRP < 2W			Result			Pass	



LTE Band 66 Maximum Average Power [dBm] (GT - LC = 1.13 dB)								
BW [MHz]	RB Size	RB Offset	Mod	Lowest	Middle	Highest	EIRP (dBm)	EIRP (W)
20	1	0	QPSK	22.63	22.60	22.62	23.76	0.2377
20	1	49		22.29	22.02	22.20		
20	1	99		22.05	22.25	22.14		
20	50	0		21.25	21.19	21.06		
20	50	24		21.23	21.14	21.02		
20	50	50		21.20	21.07	21.08		
20	100	0		21.14	21.09	21.09		
20	1	0	16-QAM	21.79	21.77	21.70	22.97	0.1982
20	1	49		21.82	21.84	21.74		
20	1	99		21.69	21.78	21.75		
20	50	0		20.71	20.71	20.74		
20	50	24		20.77	20.63	20.67		
20	50	50		20.67	20.67	20.80		
20	100	0		20.70	20.68	20.65		
20	1	0	64-QAM	20.75	20.62	20.72	21.94	0.1563
20	1	49		20.81	20.70	20.71		
20	1	99		20.64	20.68	20.74		
20	50	0		19.58	19.58	19.66		
20	50	24		19.70	19.74	19.66		
20	50	50		19.60	19.62	19.67		
20	100	0		19.67	19.68	19.67		
20	1	0	256-QAM	17.72	17.69	17.75	18.90	0.0776
20	1	49		17.77	17.74	17.77		
20	1	99		17.71	17.61	17.73		
20	50	0		17.62	17.55	17.72		
20	50	24		17.71	17.72	17.66		
20	50	50		17.58	17.63	17.71		
20	100	0		17.63	17.69	17.72		
Limit	EIRP < 1W			Result			Pass	



LTE Band 66 Maximum Average Power [dBm] (GT - LC = 1.13 dB)								
BW [MHz]	RB Size	RB Offset	Mod	Lowest	Middle	Highest	EIRP (dBm)	EIRP (W)
15	1	0	QPSK	22.58	22.54	22.55	23.71	0.2350
15	1	37		22.29	22.15	22.12		
15	1	74		22.19	22.21	22.14		
15	36	0		21.24	21.12	21.00		
15	36	20		21.15	21.05	21.01		
15	36	39		21.20	21.06	21.04		
15	75	0		21.14	21.04	21.03		
15	1	0	16-QAM	21.69	21.71	21.60	22.94	0.1968
15	1	37		21.73	21.81	21.71		
15	1	74		21.68	21.75	21.73		
15	36	0		20.66	20.62	20.74		
15	36	20		20.76	20.62	20.64		
15	36	39		20.64	20.64	20.77		
15	75	0		20.65	20.66	20.63		
15	1	0	64-QAM	20.68	20.54	20.66	21.90	0.1549
15	1	37		20.77	20.70	20.66		
15	1	74		20.59	20.62	20.73		
15	36	0		19.53	19.55	19.60		
15	36	20		19.69	19.74	19.57		
15	36	39		19.58	19.53	19.62		
15	75	0		19.66	19.67	19.62		
15	1	0	256-QAM	17.66	17.67	17.71	18.90	0.0776
15	1	37		17.77	17.72	17.71		
15	1	74		17.65	17.56	17.70		
15	36	0		17.55	17.45	17.64		
15	36	20		17.65	17.67	17.65		
15	36	39		17.52	17.59	17.64		
15	75	0		17.62	17.64	17.63		
Limit	EIRP < 1W			Result			Pass	



LTE Band 66 Maximum Average Power [dBm] (GT - LC = 1.13 dB)								
BW [MHz]	RB Size	RB Offset	Mod	Lowest	Middle	Highest	EIRP (dBm)	EIRP (W)
10	1	0	QPSK	22.61	22.58	22.60	23.74	0.2366
10	1	25		22.21	22.22	22.14		
10	1	49		22.00	22.24	22.06		
10	25	0		21.19	21.12	21.00		
10	25	12		21.21	21.10	21.05		
10	25	25		21.20	21.02	21.03		
10	50	0		21.05	21.09	21.01		
10	1	0	16-QAM	21.77	21.70	21.61	22.97	0.1982
10	1	25		21.76	21.84	21.69		
10	1	49		21.63	21.71	21.75		
10	25	0		20.65	20.62	20.65		
10	25	12		20.70	20.63	20.60		
10	25	25		20.67	20.67	20.74		
10	50	0		20.62	20.62	20.59		
10	1	0	64-QAM	20.74	20.56	20.66	21.94	0.1563
10	1	25		20.81	20.64	20.66		
10	1	49		20.61	20.58	20.65		
10	25	0		19.48	19.48	19.57		
10	25	12		19.64	19.74	19.59		
10	25	25		19.55	19.53	19.65		
10	50	0		19.64	19.63	19.61		
10	1	0	256-QAM	17.63	17.59	17.75	18.90	0.0776
10	1	25		17.67	17.70	17.77		
10	1	49		17.68	17.61	17.68		
10	25	0		17.54	17.45	17.64		
10	25	12		17.64	17.65	17.61		
10	25	25		17.52	17.63	17.62		
10	50	0		17.59	17.61	17.66		
Limit	EIRP < 1W			Result			Pass	



LTE Band 66 Maximum Average Power [dBm] (GT - LC = 1.13 dB)								
BW [MHz]	RB Size	RB Offset	Mod	Lowest	Middle	Highest	EIRP (dBm)	EIRP (W)
5	1	0	QPSK	22.53	22.52	22.57	23.70	0.2344
5	1	12		22.22	22.14	22.10		
5	1	24		22.05	22.24	22.12		
5	12	0		21.17	21.13	21.04		
5	12	7		21.23	21.11	21.01		
5	12	13		21.12	21.07	21.09		
5	25	0		21.09	21.00	21.06		
5	1	0	16-QAM	21.71	21.67	21.70	22.89	0.1945
5	1	12		21.73	21.76	21.70		
5	1	24		21.61	21.75	21.72		
5	12	0		20.65	20.66	20.65		
5	12	7		20.67	20.57	20.59		
5	12	13		20.64	20.57	20.77		
5	25	0		20.67	20.68	20.65		
5	1	0	64-QAM	20.68	20.60	20.64	21.86	0.1535
5	1	12		20.72	20.67	20.66		
5	1	24		20.60	20.61	20.73		
5	12	0		19.55	19.57	19.63		
5	12	7		19.70	19.74	19.64		
5	12	13		19.52	19.59	19.57		
5	25	0		19.63	19.65	19.61		
5	1	0	256-QAM	17.70	17.63	17.70	18.86	0.0769
5	1	12		17.73	17.73	17.67		
5	1	24		17.67	17.58	17.70		
5	12	0		17.59	17.52	17.62		
5	12	7		17.64	17.70	17.60		
5	12	13		17.51	17.62	17.65		
5	25	0		17.61	17.68	17.70		
Limit	EIRP < 1W			Result			Pass	



LTE Band 66 Maximum Average Power [dBm] (GT - LC = 1.13 dB)								
BW [MHz]	RB Size	RB Offset	Mod	Lowest	Middle	Highest	EIRP (dBm)	EIRP (W)
3	1	0	QPSK	22.58	22.52	22.58	23.71	0.2350
3	1	8		22.28	22.00	22.11		
3	1	14		22.04	22.18	22.08		
3	8	0		21.16	21.12	21.05		
3	8	4		21.22	21.15	21.02		
3	8	7		21.14	21.10	21.08		
3	15	0		21.10	21.09	21.00		
3	1	0	16-QAM	21.73	21.72	21.65	22.94	0.1968
3	1	8		21.76	21.81	21.74		
3	1	14		21.65	21.75	21.72		
3	8	0		20.66	20.65	20.66		
3	8	4		20.75	20.63	20.62		
3	8	7		20.64	20.64	20.80		
3	15	0		20.63	20.66	20.64		
3	1	0	64-QAM	20.74	20.60	20.72	21.87	0.1538
3	1	8		20.73	20.61	20.69		
3	1	14		20.54	20.68	20.64		
3	8	0		19.55	19.51	19.58		
3	8	4		19.69	19.69	19.57		
3	8	7		19.59	19.57	19.60		
3	15	0		19.64	19.65	19.63		
3	1	0	256-QAM	17.71	17.64	17.67	18.89	0.0774
3	1	8		17.73	17.64	17.76		
3	1	14		17.64	17.56	17.67		
3	8	0		17.61	17.45	17.66		
3	8	4		17.68	17.63	17.66		
3	8	7		17.51	17.61	17.68		
3	15	0		17.53	17.66	17.63		
Limit	EIRP < 1W			Result			Pass	



LTE Band 66 Maximum Average Power [dBm] (GT - LC = 1.13 dB)								
BW [MHz]	RB Size	RB Offset	Mod	Lowest	Middle	Highest	EIRP (dBm)	EIRP (W)
1.4	1	0	QPSK	22.59	22.59	22.60	23.73	0.2360
1.4	1	3		22.27	22.13	22.15		
1.4	1	5		22.01	22.25	22.12		
1.4	3	0		22.22	22.15	22.19		
1.4	3	1		22.17	22.24	22.05		
1.4	3	3		22.20	22.18	22.15		
1.4	6	0		21.08	21.05	21.05		
1.4	1	0	16-QAM	21.77	21.71	21.70	22.92	0.1959
1.4	1	3		21.79	21.75	21.68		
1.4	1	5		21.63	21.78	21.70		
1.4	3	0		21.74	21.67	21.66		
1.4	3	1		21.77	21.79	21.71		
1.4	3	3		21.60	21.70	21.66		
1.4	6	0		20.69	20.59	20.63		
1.4	1	0	64-QAM	20.72	20.54	20.64	21.90	0.1549
1.4	1	3		20.72	20.66	20.71		
1.4	1	5		20.59	20.64	20.71		
1.4	3	0		20.69	20.67	20.72		
1.4	3	1		20.74	20.60	20.57		
1.4	3	3		20.67	20.66	20.77		
1.4	6	0		19.57	19.61	19.58		
1.4	1	0	256-QAM	17.71	17.60	17.75	18.88	0.0773
1.4	1	3		17.71	17.73	17.70		
1.4	1	5		17.64	17.58	17.70		
1.4	3	0		17.53	17.47	17.66		
1.4	3	1		17.63	17.67	17.56		
1.4	3	3		17.57	17.56	17.68		
1.4	6	0		17.58	17.65	17.62		
Limit	EIRP < 1W			Result			Pass	



LTE Band 41C_CA Maximum Average Power [dBm] (GT - LC = 2.28 dB)										
BW [MHz]	PCC		SCC		Mod	Lowest	Middle	Highest	EIRP (dBm)	EIRP (W)
	RB Size	RB Offset	RB Size	RB Offset						
20+20	100	0	100	0	QPSK	19.85	18.65	19.98	24.10	0.2570
20+20	1	0	1	99		12.70	12.49	12.72		
20+20	1	99	1	0		21.82	21.59	21.73		
20+20	100	0	100	0	16-QAM	19.07	18.86	19.07	23.09	0.2037
20+20	1	0	1	99		12.71	12.47	12.76		
20+20	1	99	1	0		20.81	20.64	20.74		
20+20	100	0	100	0	64-QAM	18.99	18.82	19.02	21.30	0.1349
20+20	1	0	1	99		12.73	12.49	12.71		
20+20	1	99	1	0		18.91	18.76	18.84		
20+15	100	0	75	0	QPSK	19.89	19.67	19.88	24.18	0.2618
20+15	1	0	1	74		12.92	12.78	12.97		
20+15	1	99	1	0		21.89	21.61	21.90		
20+15	100	0	75	0	16-QAM	19.12	18.89	19.06	23.21	0.2094
20+15	1	0	1	74		13.00	12.82	13.01		
20+15	1	99	1	0		20.92	20.68	20.93		
20+15	100	0	75	0	64-QAM	19.11	18.85	19.05	21.39	0.1377
20+15	1	0	1	74		12.96	12.81	13.02		
20+15	1	99	1	0		19.01	18.81	19.02		
15+20	75	0	100	0	QPSK	19.84	19.61	18.89	24.04	0.2535
15+20	1	0	1	99		12.78	12.77	12.93		
15+20	1	74	1	0		21.76	21.56	20.79		
15+20	75	0	100	0	16-QAM	18.96	18.77	18.87	23.16	0.2070
15+20	1	0	1	99		12.89	12.68	12.86		
15+20	1	74	1	0		20.88	20.50	18.83		
Limit	EIRP < 2W					Result			Pass	

LTE Band 41C_CA Maximum Average Power [dBm] (GT - LC = 2.28 dB)										
BW [MHz]	PCC		SCC		Mod	Lowest	Middle	Highest	EIRP (dBm)	EIRP (W)
	RB Size	RB Offset	RB Size	RB Offset						
20+10	100	0	50	0	QPSK	19.71	18.74	18.90	24.04	0.2535
20+10	1	0	1	49		12.87	12.62	12.84		
20+10	1	99	1	0		21.76	20.63	20.80		
20+10	1	0	1	49	16-QAM	12.94	12.80	12.92	23.14	0.2061
20+10	1	99	1	0		20.86	18.64	18.92		
10+20	50	0	100	0	QPSK	19.79	19.52	19.88	24.15	0.2600
10+20	1	0	1	99		12.83	12.64	12.92		
10+20	1	49	1	0		21.84	21.49	21.87		
10+20	1	0	1	99	16-QAM	12.94	12.80	13.00	23.06	0.2023
10+20	1	49	1	0		20.77	20.54	20.78		
20+5	100	0	25	0	QPSK	19.85	19.64	19.85	24.04	0.2535
20+5	1	0	1	24		12.80	12.64	12.97		
20+5	1	99	1	0		21.76	21.60	21.75		
20+5	1	0	1	24	16-QAM	12.96	12.76	12.93	23.07	0.2028
20+5	1	99	1	0		20.73	20.51	20.79		
Limit	EIRP < 2W					Result			Pass	



LTE Band 41C_CA Maximum Average Power [dBm] (GT - LC = 2.28 dB)										
BW [MHz]	PCC		SCC		Mod	Lowest	Middle	Highest	EIRP (dBm)	EIRP (W)
	RB Size	RB Offset	RB Size	RB Offset						
5+20	25	0	100	0	QPSK	19.76	19.67	19.79	24.11	0.2576
5+20	1	0	1	99		12.90	12.73	12.91		
5+20	1	24	1	0		21.73	21.50	21.83		
5+20	1	0	1	99	16-QAM	12.87	12.62	12.94	23.15	0.2065
5+20	1	24	1	0		20.87	20.53	20.75		
15+10	75	0	50	0	QPSK	19.69	19.61	19.79	24.11	0.2576
15+10	1	0	1	49		12.83	12.61	12.92		
15+10	1	74	1	0		21.83	21.50	21.71		
15+10	1	0	1	49	16-QAM	12.85	12.70	12.82	23.10	0.2042
15+10	1	74	1	0		20.78	20.50	20.82		
10+15	50	0	75	0	QPSK	19.70	19.58	19.84	24.10	0.2570
10+15	1	0	1	74		12.83	12.61	12.96		
10+15	1	49	1	0		21.80	21.60	21.82		
10+15	1	0	1	74	16-QAM	12.83	12.70	12.92	23.21	0.2094
10+15	1	49	1	0		20.85	20.49	20.93		
Limit	EIRP < 2W					Result			Pass	

LTE Band 41C_CA Maximum Average Power [dBm] (GT - LC = 2.28 dB)										
BW [MHz]	PCC		SCC		Mod	Lowest	Middle	Highest	EIRP (dBm)	EIRP (W)
	RB Size	RB Offset	RB Size	RB Offset						
15+15	75	0	75	0	QPSK	19.70	18.84	18.86	23.97	0.2495
15+15	1	0	1	74		12.79	12.77	12.87		
15+15	1	74	1	0		21.69	20.49	20.89		
15+15	1	0	1	74	16-QAM	12.98	12.72	12.96	23.06	0.2023
15+15	1	74	1	0		20.78	18.68	18.90		
Limit	EIRP < 2W					Result			Pass	



LTE Band 41C(HPUE)_CA Maximum Average Power [dBm] (GT - LC = 2.28 dB)										
BW [MHz]	PCC		SCC		Mod	Lowest	Middle	Highest	EIRP (dBm)	EIRP (W)
	RB Size	RB Offset	RB Size	RB Offset						
20+20	100	0	100	0	QPSK	24.34	24.33	24.40	28.60	0.7244
20+20	1	0	1	99		17.31	17.32	17.32		
20+20	1	99	1	0		26.24	26.24	26.32		
20+20	100	0	100	0	16-QAM	23.40	23.38	23.44	27.13	0.5164
20+20	1	0	1	99		17.30	17.35	17.40		
20+20	1	99	1	0		24.79	24.82	24.85		
20+20	100	0	100	0	64-QAM	23.39	23.39	23.45	25.73	0.3741
20+20	1	0	1	99		17.16	17.18	17.25		
20+20	1	99	1	0		23.16	23.14	23.20		
20+15	100	0	75	0	QPSK	24.63	24.65	24.54	28.59	0.7228
20+15	1	0	1	74		17.68	17.58	17.75		
20+15	1	99	1	0		26.31	26.08	26.13		
20+15	100	0	75	0	16-QAM	23.69	23.61	23.63	27.40	0.5495
20+15	1	0	1	74		17.68	17.59	17.77		
20+15	1	99	1	0		25.12	24.88	25.06		
20+15	100	0	75	0	64-QAM	23.67	23.57	23.60	25.95	0.3936
20+15	1	0	1	74		17.67	17.64	17.77		
20+15	1	99	1	0		23.56	23.46	23.49		
15+20	75	0	100	0	QPSK	24.59	24.61	24.63	28.53	0.7129
15+20	1	0	1	99		17.67	17.61	17.74		
15+20	1	74	1	0		26.25	26.24	26.14		
15+20	75	0	100	0	16-QAM	23.66	23.64	23.67	27.44	0.5546
15+20	1	0	1	99		17.72	17.65	17.83		
15+20	1	74	1	0		25.13	25.14	25.16		
15+20	75	0	100	0	64-QAM	23.67	23.65	23.66	25.95	0.3936
15+20	1	0	1	99		17.68	17.61	17.76		
15+20	1	74	1	0		23.55	23.56	23.58		
Limit	EIRP < 2W					Result			Pass	



LTE Band 41C(HPUE)_CA Maximum Average Power [dBm] (GT - LC = 2.28 dB)										
BW [MHz]	PCC		SCC		Mod	Lowest	Middle	Highest	EIRP (dBm)	EIRP (W)
	RB Size	RB Offset	RB Size	RB Offset						
20+10	100	0	50	0	QPSK	24.60	24.58	24.57	28.53	0.7129
20+10	1	0	1	49		17.62	17.63	17.76		
20+10	1	99	1	0		26.25	24.23	26.06		
20+10	100	0	50	0	16-QAM	23.67	23.58	23.64	27.12	0.5152
20+10	1	0	1	49		17.53	17.57	17.69		
20+10	1	99	1	0		24.84	24.69	24.77		
20+10	100	0	50	0	64-QAM	23.65	23.60	23.60	25.93	0.3917
20+10	1	0	1	49		18.09	17.68	17.79		
20+10	1	99	1	0		23.44	23.34	23.37		
10+20	50	0	100	0	QPSK	24.59	24.67	24.64	28.55	0.7161
10+20	1	0	1	99		17.64	17.66	17.73		
10+20	1	49	1	0		26.21	26.23	26.27		
10+20	50	0	100	0	16-QAM	23.64	23.65	23.68	27.22	0.5272
10+20	1	0	1	99		17.53	17.51	17.65		
10+20	1	49	1	0		24.88	24.94	24.87		
10+20	50	0	100	0	64-QAM	23.62	23.67	23.67	25.95	0.3936
10+20	1	0	1	99		17.68	17.67	17.76		
10+20	1	49	1	0		23.46	23.48	23.46		
20+5	100	0	25	0	QPSK	24.62	24.62	24.53	28.42	0.6950
20+5	1	0	1	24		17.78	17.89	17.82		
20+5	1	99	1	0		26.14	22.33	25.89		
20+5	100	0	25	0	16-QAM	23.68	23.67	23.63	27.35	0.5433
20+5	1	0	1	24		17.78	17.86	17.86		
20+5	1	99	1	0		25.07	22.37	25.03		
20+5	100	0	25	0	64-QAM	23.69	23.65	23.62	25.97	0.3954
20+5	1	0	1	24		17.80	17.84	17.51		
20+5	1	99	1	0		23.42	22.34	23.37		
Limit	EIRP < 2W					Result			Pass	



LTE Band 41C(HPUE)_CA Maximum Average Power [dBm] (GT - LC = 2.28 dB)										
BW [MHz]	PCC		SCC		Mod	Lowest	Middle	Highest	EIRP (dBm)	EIRP (W)
	RB Size	RB Offset	RB Size	RB Offset						
5+20	25	0	100	0	QPSK	24.36	24.72	24.52	28.52	0.7112
5+20	1	0	1	99		17.76	17.82	17.81		
5+20	1	24	1	0		26.07	26.24	26.14		
5+20	25	0	100	0	16-QAM	23.63	23.78	23.75	27.38	0.5470
5+20	1	0	1	99		17.74	17.81	17.81		
5+20	1	24	1	0		25.07	25.10	25.08		
5+20	25	0	100	0	64-QAM	23.66	23.30	23.75	26.03	0.4009
5+20	1	0	1	99		17.81	17.84	17.86		
5+20	1	24	1	0		23.38	23.47	23.42		
15+10	75	0	50	0	QPSK	24.42	24.46	24.43	28.56	0.7178
15+10	1	0	1	49		17.61	17.75	17.73		
15+10	1	74	1	0		26.28	26.03	26.20		
15+10	75	0	50	0	16-QAM	23.45	23.48	23.43	27.14	0.5176
15+10	1	0	1	49		17.63	17.75	17.75		
15+10	1	74	1	0		24.81	24.85	24.86		
15+10	75	0	50	0	64-QAM	23.48	23.49	23.46	25.77	0.3776
15+10	1	0	1	49		17.48	17.58	17.57		
15+10	1	74	1	0		23.19	23.20	23.18		
10+15	50	0	75	0	QPSK	24.39	24.50	24.45	28.59	0.7228
10+15	1	0	1	74		17.62	17.72	17.70		
10+15	1	49	1	0		26.31	26.22	26.16		
10+15	50	0	75	0	16-QAM	23.45	23.54	23.53	27.19	0.5236
10+15	1	0	1	74		17.62	17.72	17.71		
10+15	1	49	1	0		24.85	24.91	24.83		
10+15	50	0	75	0	64-QAM	23.48	23.55	23.53	25.83	0.3828
10+15	1	0	1	74		17.50	17.57	17.57		
10+15	1	49	1	0		23.22	23.26	23.17		
Limit	EIRP < 2W					Result			Pass	



LTE Band 41C(HPUE)_CA Maximum Average Power [dBm] (GT - LC = 2.28 dB)										
BW [MHz]	PCC		SCC		Mod	Lowest	Middle	Highest	EIRP (dBm)	EIRP (W)
	RB Size	RB Offset	RB Size	RB Offset						
15+15	75	0	75	0	QPSK	24.44	24.49	24.44	28.58	0.7211
15+15	1	0	1	74		17.65	17.68	17.74		
15+15	1	74	1	0		26.30	26.30	26.30		
15+15	75	0	75	0	16-QAM	23.47	23.50	23.46	27.28	0.5346
15+15	1	0	1	74		17.63	17.67	17.77		
15+15	1	74	1	0		24.95	25.00	24.89		
15+15	75	0	75	0	64-QAM	23.49	23.52	23.50	25.80	0.3802
15+15	1	0	1	74		17.52	17.52	17.58		
15+15	1	74	1	0		23.32	22.90	23.30		
Limit	EIRP < 2W					Result			Pass	



LTE Band 66B_CA Maximum Average Power [dBm] (GT - LC = 1.13 dB)										
BW [MHz]	PCC		SCC		Mod	Lowest	Middle	Highest	EIRP (dBm)	EIRP (W)
	RB Size	RB Offset	RB Size	RB Offset						
10+10	50	0	50	0	QPSK	20.29	20.35	20.15	23.04	0.2014
10+10	1	0	1	49		13.36	13.44	13.22		
10+10	1	49	1	0		21.89	21.91	21.68		
10+10	50	0	50	0	16-QAM	19.31	19.42	19.20	22.71	0.1866
10+10	1	0	1	49		13.84	13.66	13.44		
10+10	1	49	1	0		21.35	21.58	21.58		
10+10	50	0	50	0	64-QAM	19.24	19.33	19.16	20.55	0.1135
10+10	1	0	1	49		13.76	13.81	13.58		
10+10	1	49	1	0		19.41	19.34	19.42		
10+10	50	0	50	0	256-QAM	17.28	17.33	17.22	18.46	0.0701
10+10	1	0	1	49		13.58	13.69	13.41		
10+10	1	49	1	0		17.21	17.32	17.16		
Limit	EIRP < 1W					Result			Pass	



LTE Band 66C_CA Maximum Average Power [dBm] (GT - LC = 1.13 dB)										
BW [MHz]	PCC		SCC		Mod	Lowest	Middle	Highest	EIRP (dBm)	EIRP (W)
	RB Size	RB Offset	RB Size	RB Offset						
20+20	100	0	100	0	QPSK	20.12	20.22	20.15	23.04	0.2014
20+20	1	0	1	99		13.05	13.11	13.07		
20+20	1	99	1	0		21.84	21.91	21.88		
20+20	100	0	100	0	16-QAM	19.13	19.22	19.22	22.72	0.1871
20+20	1	0	1	99		13.54	13.64	13.63		
20+20	1	99	1	0		21.53	21.59	21.55		
20+20	100	0	100	0	64-QAM	19.10	19.23	19.12	20.69	0.1172
20+20	1	0	1	99		13.39	13.42	13.44		
20+20	1	99	1	0		19.44	19.56	19.47		
20+20	100	0	100	0	256-QAM	17.13	17.22	17.33	18.52	0.0711
20+20	1	0	1	99		13.23	13.29	13.31		
20+20	1	99	1	0		17.32	17.39	17.28		
Limit	EIRP < 1W					Result			Pass	



LTE Band 7C_CA Maximum Average Power [dBm] (GT - LC = 2.38 dB)										
BW [MHz]	PCC		SCC		Mod	Lowest	Middle	Highest	EIRP (dBm)	EIRP (W)
	RB Size	RB Offset	RB Size	RB Offset						
20+20	100	0	100	0	QPSK	19.85	19.91	19.81	24.26	0.2667
20+20	1	0	1	99		12.95	13.01	12.93		
20+20	1	99	1	0		21.79	21.88	21.77		
20+20	1	0	1	99	16-QAM	13.35	13.43	13.30	23.74	0.2366
20+20	1	99	1	0		21.24	21.36	21.16		
20+20	100	0	100	0	64-QAM	18.82	18.87	18.74	21.60	0.1445
20+20	1	0	1	99		13.27	13.35	13.20		
20+20	1	99	1	0		19.13	19.22	19.11		
20+20	100	0	100	0	256-QAM	16.96	17.03	16.85	19.67	0.0927
20+20	1	0	1	99		13.15	13.25	13.07		
20+20	1	99	1	0		17.12	17.29	17.02		
Limit	EIRP < 2W					Result			Pass	



LTE Band 38C_CA Maximum Average Power [dBm] (GT - LC = 1.79 dB)										
BW [MHz]	PCC		SCC		Mod	Lowest	Middle	Highest	EIRP (dBm)	EIRP (W)
	RB Size	RB Offset	RB Size	RB Offset						
20+20	100	0	100	0	QPSK	20.12	20.18	20.08	23.72	0.2355
20+20	1	0	1	99		13.15	13.29	13.06		
20+20	1	99	1	0		21.86	21.93	21.77		
20+20	100	0	100	0	16-QAM	19.17	19.22	19.14	23.26	0.2118
20+20	1	0	1	99		13.65	13.68	13.58		
20+20	1	99	1	0		21.41	21.47	21.26		
20+20	100	0	100	0	64-QAM	19.16	19.36	19.08	21.15	0.1303
20+20	1	0	1	99		13.40	13.51	13.21		
20+20	1	99	1	0		19.12	19.28	19.02		
20+20	100	0	100	0	256-QAM	17.28	17.33	17.14	19.19	0.0830
20+20	1	0	1	99		13.38	13.45	13.29		
20+20	1	99	1	0		17.20	17.40	17.11		
Limit	EIRP < 2W					Result			Pass	



Appendix B. Test Results of Radiated Test

<Main Antenna>

<Sample 1>

LTE Band 25

LTE Band 25 / 20MHz / QPSK									
Channel	Frequency (MHz)	EIRP (dBm)	Limit (dBm)	Over Limit (dB)	SPA Reading (dBm)	S.G. Power (dBm)	TX Cable loss (dB)	TX Antenna Gain (dBi)	Polarization (H/V)
Lowest	3700	-56.16	-13	-43.16	-76.05	-66.47	1.97	12.28	H
	5553	-53.98	-13	-40.98	-76.93	-64.11	2.14	12.27	H
	7403	-48.92	-13	-35.92	-76.45	-56.92	2.17	10.17	H
									H
									H
									H
	3700	-55.26	-13	-42.26	-75.67	-65.57	1.97	12.28	V
	5553	-52.90	-13	-39.90	-76.47	-63.03	2.14	12.27	V
	7403	-48.56	-13	-35.56	-76.05	-56.56	2.17	10.17	V
									V
									V
									V
Middle	3742	-55.51	-13	-42.51	-75.5	-65.77	2.00	12.25	H
	5613	-53.64	-13	-40.64	-76.57	-63.87	2.13	12.36	H
	7487	-48.87	-13	-35.87	-76.16	-56.77	2.12	10.02	H
									H
									H
									H
	3742	-54.86	-13	-41.86	-75.36	-65.12	2.00	12.25	V
	5613	-52.90	-13	-39.90	-76.48	-63.13	2.13	12.36	V
	7487	-49.17	-13	-36.17	-76.33	-57.07	2.12	10.02	V
									V
									V
									V



Highest	3791	-54.98	-13	-41.98	-75.09	-65.18	2.02	12.23	H
	5688	-52.61	-13	-39.61	-75.9	-62.96	2.11	12.46	H
	7585	-49.17	-13	-36.17	-75.76	-57.36	2.11	10.31	H
									H
									H
									H
	3791	-54.97	-13	-41.97	-75.57	-65.17	2.02	12.23	V
	5688	-52.45	-13	-39.45	-76.33	-62.80	2.11	12.46	V
	7585	-49.23	-13	-36.23	-75.83	-57.42	2.11	10.31	V
									V
									V
									V

Remark: Spurious emissions within 30-1000MHz were found more than 20dB below limit line.



LTE Band 13

LTE Band 13 / 5MHz / QPSK									
Channel	Frequency (MHz)	ERP (dBm)	Limit (dBm)	Over Limit (dB)	SPA Reading (dBm)	S.G. Power (dBm)	TX Cable loss (dB)	TX Antenna Gain (dBi)	Polarization (H/V)
Lowest	1554	-62.32	-13	-49.32	-74.91	-67.38	1.19	8.41	H
	2332	-58.74	-13	-45.74	-75.64	-65.54	1.41	10.37	H
	3109	-58.06	-13	-45.06	-76.16	-65.59	1.55	11.23	H
									H
									H
									H
									H
	1554	-62.56	-13	-49.56	-74.93	-67.62	1.19	8.41	V
	2332	-58.28	-13	-45.28	-75.71	-65.08	1.41	10.37	V
	3109	-57.67	-13	-44.67	-76.06	-65.20	1.55	11.23	V
									V
									V
									V
									V
Middle	1560	-62.57	-42.15	-20.42	-75.10	-67.66	1.19	8.43	H
	2336	-59.03	-13	-46.03	-75.90	-65.84	1.41	10.37	H
	3120	-57.91	-13	-44.91	-76.08	-65.46	1.56	11.26	H
									H
									H
									H
									H
	1560	-62.30	-42.15	-20.15	-74.61	-67.39	1.19	8.43	V
	2336	-58.38	-13	-45.38	-75.79	-65.19	1.41	10.37	V
	3120	-57.60	-13	-44.60	-76.04	-65.15	1.56	11.26	V
									V
									V
									V
									V
								V	



Highest	1564	-61.80	-42.15	-19.65	-74.28	-66.90	1.19	8.44	H
	2347	-59.18	-13	-46.18	-75.97	-65.99	1.42	10.38	H
	3129	-57.44	-13	-44.44	-75.65	-65.01	1.57	11.29	H
									H
									H
									H
									H
	1564	-62.75	-42.15	-20.60	-75.01	-67.85	1.19	8.44	V
	2347	-58.65	-13	-45.65	-75.97	-65.46	1.42	10.38	V
	3129	-57.41	-13	-44.41	-75.87	-64.98	1.57	11.29	V
									V
									V
									V
									V

Remark: Spurious emissions within 30-1000MHz were found more than 20dB below limit line.



LTE Band 13 / 10MHz / QPSK									
Channel	Frequency (MHz)	ERP (dBm)	Limit (dBm)	Over Limit (dB)	SPA Reading (dBm)	S.G. Power (dBm)	TX Cable loss (dB)	TX Antenna Gain (dBi)	Polarization (H/V)
Middle	1555	-61.99	-13	-48.99	-74.57	-67.06	1.19	8.41	H
	2332	-58.94	-13	-45.94	-75.84	-65.74	1.41	10.37	H
	3110	-58.01	-13	-45.01	-76.12	-65.54	1.55	11.23	H
									H
									H
									H
									H
	1555	-62.27	-13	-49.27	-74.63	-67.34	1.19	8.41	V
	2332	-58.71	-13	-45.71	-76.14	-65.51	1.41	10.37	V
	3110	-57.78	-13	-44.78	-76.18	-65.31	1.55	11.23	V
									V
									V
									V
									V



LTE Band 66

LTE Band 66 / 20MHz / QPSK									
Channel	Frequency (MHz)	EIRP (dBm)	Limit (dBm)	Over Limit (dB)	SPA Reading (dBm)	S.G. Power (dBm)	TX Cable loss (dB)	TX Antenna Gain (dBi)	Polarization (H/V)
Lowest	3422	-57.86	-13	-44.86	-76.15	-68.22	1.81	12.17	H
	5133	-53.67	-13	-40.67	-76.32	-63.49	2.31	12.13	H
	6844	-51.37	-13	-38.37	-76.92	-60.06	2.37	11.06	H
									H
									H
									H
									H
	3422	-57.45	-13	-44.45	-76.37	-67.81	1.81	12.17	V
	5133	-53.32	-13	-40.32	-76.54	-63.14	2.31	12.13	V
	6844	-50.67	-13	-37.67	-76.77	-59.36	2.37	11.06	V
									V
									V
									V
									V
Middle	3472	-57.46	-13	-44.46	-76.23	-67.93	1.85	12.32	H
	5208	-54.54	-13	-41.54	-77.24	-64.41	2.27	12.14	H
	6944	-50.54	-13	-37.54	-76.35	-59.10	2.40	10.96	H
									H
									H
									H
									H
	3472	-56.61	-13	-43.61	-75.9	-67.08	1.85	12.32	V
	5208	-54.15	-13	-41.15	-77.4	-64.02	2.27	12.14	V
	6944	-50.05	-13	-37.05	-76.48	-58.61	2.40	10.96	V
									V
									V
									V
									V
								V	



Highest	3522	-56.95	-13	-43.95	-76.13	-67.46	1.88	12.39	H
	5283	-54.72	-13	-41.72	-77.5	-64.63	2.24	12.16	H
	7044	-50.14	-13	-37.14	-76.31	-58.57	2.39	10.82	H
									H
									H
									H
									H
	3522	-56.75	-13	-43.75	-76.4	-67.26	1.88	12.39	V
	5283	-53.88	-13	-40.88	-77.19	-63.79	2.24	12.16	V
	7044	-49.22	-13	-36.22	-76	-57.65	2.39	10.82	V
									V
									V
									V
									V

Remark: Spurious emissions within 30-1000MHz were found more than 20dB below limit line.



LTE Band 66B

LTE Band 66B / 10+10MHz / QPSK									
Channel	Frequency (MHz)	EIRP (dBm)	Limit (dBm)	Over Limit (dB)	SPA Reading (dBm)	S.G. Power (dBm)	TX Cable loss (dB)	TX Antenna Gain (dBi)	Polarization (H/V)
Lowest	3438	-58.06	-13	-45.06	-76.51	-68.45	1.82	12.21	H
	5158	-54.32	-13	-41.32	-76.99	-64.16	2.30	12.13	H
	6877	-51.06	-13	-38.06	-76.71	-59.70	2.38	11.02	H
									H
									H
									H
									H
	3438	-57.11	-13	-44.11	-76.16	-67.50	1.82	12.21	V
	5158	-53.56	-13	-40.56	-76.79	-63.40	2.30	12.13	V
	6877	-50.61	-13	-37.61	-76.83	-59.25	2.38	11.02	V
									V
									V
									V
									V
Middle	3512	-57.31	-13	-44.31	-76.43	-67.83	1.88	12.39	H
	5268	-54.56	-13	-41.56	-77.33	-64.46	2.25	12.15	H
	7024	-49.96	-13	-36.96	-76.04	-58.41	2.41	10.86	H
									H
									H
									H
									H
	3512	-56.85	-13	-43.85	-76.43	-67.37	1.88	12.39	V
	5268	-53.72	-13	-40.72	-77.02	-63.62	2.25	12.15	V
	7024	-49.03	-13	-36.03	-75.74	-57.48	2.41	10.86	V
									V
									V
									V
									V
								V	



Highest	3539	-57.20	-13	-44.20	-76.49	-67.69	1.89	12.38	H
	5308	-54.64	-13	-41.64	-77.46	-64.57	2.23	12.16	H
	7078	-49.52	-13	-36.52	-75.86	-57.91	2.37	10.76	H
									H
									H
									H
									H
	3539	-56.59	-13	-43.59	-76.37	-67.08	1.89	12.38	V
	5308	-54.17	-13	-41.17	-77.51	-64.10	2.23	12.16	V
	7078	-49.26	-13	-36.26	-76.15	-57.65	2.37	10.76	V
									V
									V
									V
									V

Remark: Spurious emissions within 30-1000MHz were found more than 20dB below limit line.



LTE Band 66C

LTE Band 66C / 20+20MHz / QPSK									
Channel	Frequency (MHz)	EIRP (dBm)	Limit (dBm)	Over Limit (dB)	SPA Reading (dBm)	S.G. Power (dBm)	TX Cable loss (dB)	TX Antenna Gain (dBi)	Polarization (H/V)
Lowest	3457	-57.69	-13	-44.69	-76.32	-68.13	1.83	12.27	H
	5186	-54.33	-13	-41.33	-77.02	-64.18	2.28	12.14	H
	6915	-50.88	-13	-37.88	-76.62	-59.47	2.39	10.99	H
									H
									H
									H
									H
	3457	-57.02	-13	-44.02	-76.2	-67.46	1.83	12.27	V
	5186	-53.71	-13	-40.71	-76.95	-63.56	2.28	12.14	V
	6915	-49.97	-13	-36.97	-76.31	-58.56	2.39	10.99	V
									V
									V
									V
									V
Middle	3508	-57.08	-13	-44.08	-76.18	-67.60	1.87	12.40	H
	5262	-54.81	-13	-41.81	-77.57	-64.71	2.25	12.15	H
	7016	-50.00	-13	-37.00	-76.03	-58.46	2.41	10.87	H
									H
									H
									H
									H
	3508	-56.86	-13	-43.86	-76.42	-67.38	1.87	12.40	V
	5262	-54.44	-13	-41.44	-77.74	-64.34	2.25	12.15	V
	7016	-49.10	-13	-36.10	-75.78	-57.56	2.41	10.87	V
									V
									V
									V
									V



Highest	3518	-57.36	-13	-44.36	-76.51	-67.87	1.88	12.39	H
	5277	-54.72	-13	-41.72	-77.5	-64.63	2.25	12.16	H
	7036	-49.89	-13	-36.89	-76.02	-58.33	2.40	10.84	H
									H
									H
									H
									H
	3518	-56.69	-13	-43.69	-76.31	-67.20	1.88	12.39	V
	5277	-54.15	-13	-41.15	-77.46	-64.06	2.25	12.16	V
	7036	-48.98	-13	-35.98	-75.72	-57.42	2.40	10.84	V
									V
									V
									V
									V

Remark: Spurious emissions within 30-1000MHz were found more than 20dB below limit line.



LTE Band 41 HPUE

LTE Band 41 / 20MHz / QPSK									
Channel	Frequency (MHz)	EIRP (dBm)	Limit (dBm)	Over Limit (dB)	SPA Reading (dBm)	S.G. Power (dBm)	TX Cable loss (dB)	TX Antenna Gain (dBi)	Polarization (H/V)
Middle	5168	-52.81	-25	-27.81	-76.38	-62.65	2.29	12.13	H
	7752	-47.74	-25	-22.74	-75.33	-56.53	2.11	10.91	H
	10336	-43.55	-25	-18.55	-75.76	-53.15	2.33	11.93	H
									H
									H
									H
									H
	5168	-52.61	-25	-27.61	-76.74	-62.45	2.29	12.13	V
	7752	-47.36	-25	-22.36	-75.02	-56.15	2.11	10.91	V
	10336	-43.66	-25	-18.66	-75.58	-53.26	2.33	11.93	V
									V
									V
									V
									V

Remark: Spurious emissions within 30-1000MHz were found more than 20dB below limit line.



LTE Band 41C

LTE Band 41C / 20+20MHz / QPSK									
Channel	Frequency (MHz)	EIRP (dBm)	Limit (dBm)	Over Limit (dB)	SPA Reading (dBm)	S.G. Power (dBm)	TX Cable loss (dB)	TX Antenna Gain (dBi)	Polarization (H/V)
Lowest	5029	-52.88	-25	-27.88	-76.42	-62.64	2.35	12.11	H
	7544	-48.62	-25	-23.62	-76.4	-56.66	2.11	10.16	H
	10059	-44.36	-25	-19.36	-76.42	-54.29	1.89	11.82	H
									H
									H
									H
									H
	5029	-52.22	-25	-27.22	-76.37	-61.98	2.35	12.11	V
	7544	-48.98	-25	-23.98	-76.69	-57.02	2.11	10.16	V
	10059	-45.07	-25	-20.07	-76.32	-55.00	1.89	11.82	V
									V
									V
									V
									V
Middle	5184	-53.06	-25	-28.06	-76.63	-62.91	2.28	12.14	H
	7776	-48.11	-25	-23.11	-75.74	-56.99	2.11	10.99	H
	10368	-44.08	-25	-19.08	-76.3	-53.65	2.38	11.95	H
									H
									H
									H
									H
	5184	-53.04	-25	-28.04	-77.16	-62.89	2.28	12.14	V
	7776	-47.82	-25	-22.82	-75.52	-56.70	2.11	10.99	V
	10368	-44.20	-25	-19.20	-76.2	-53.77	2.38	11.95	V
									V
									V
									V
									V



Highest	5337	-54.37	-25	-29.37	78.05	-64.32	2.22	12.17	H
	8006	-47.72	-25	-22.72	-76.27	-57.42	2.11	11.81	H
	10676.5	-43.90	-25	-18.90	-76.22	-53.04	2.61	11.75	H
									H
									H
									H
									H
	5337	-53.77	-25	-28.77	-77.96	-63.72	2.22	12.17	V
	8006	-48.11	-25	-23.11	-76.4	-57.81	2.11	11.81	V
	10676.5	-43.74	-25	-18.74	-76.09	-52.88	2.61	11.75	V
									V
									V
									V
									V

Remark: Spurious emissions within 30-1000MHz were found more than 20dB below limit line.



LTE Band 38

LTE Band 38 / 20MHz / QPSK									
Channel	Frequency (MHz)	EIRP (dBm)	Limit (dBm)	Over Limit (dB)	SPA Reading (dBm)	S.G. Power (dBm)	TX Cable loss (dB)	TX Antenna Gain (dBi)	Polarization (H/V)
Low	5142	-53.44	-25	-28.44	-77	-63.27	2.30	12.13	H
	7713	-48.02	-25	-23.02	-75.55	-56.67	2.11	10.77	H
	10284	-44.14	-25	-19.14	-76.32	-53.80	2.25	11.91	H
	5142	-52.16	-25	-27.16	-76.29	-61.99	2.30	12.13	V
	7713	-47.93	-25	-22.93	-75.51	-56.58	2.11	10.77	V
	10284	-44.13	-25	-19.13	-75.92	-53.79	2.25	11.91	V
	Middle	5172	-52.94	-25	-27.94	-76.51	-62.78	2.29	12.13
7758		-47.44	-25	-22.44	-75.04	-56.26	2.11	10.93	H
10344		-43.51	-25	-18.51	-75.72	-53.10	2.34	11.94	H
									H
									H
									H
5172		-52.55	-25	-27.55	-76.68	-62.39	2.29	12.13	V
7758		-47.45	-25	-22.45	-75.11	-56.27	2.11	10.93	V
10344		-44.05	-25	-19.05	-76	-53.64	2.34	11.94	V
									V
									V
									V



High	5202	-53.34	-25	-28.34	-76.92	-63.20	2.28	12.14	H
	7803	-47.81	-25	-22.81	-75.49	-56.79	2.11	11.09	H
	10404	-43.52	-25	-18.52	-75.76	-53.04	2.44	11.96	H
	5202	-52.73	-25	-27.73	-76.85	-62.59	2.28	12.14	V
	7803	-48.00	-25	-23.00	-75.75	-56.98	2.11	11.09	V
	10404	-43.90	-25	-18.90	-75.99	-53.42	2.44	11.96	V

Remark: Spurious emissions within 30-1000MHz were found more than 20dB below limit line.



<Sample 2>

LTE Band 26

LTE Band 26 / 15MHz / QPSK									
Channel	Frequency (MHz)	ERP (dBm)	Limit (dBm)	Over Limit (dB)	SPA Reading (dBm)	S.G. Power (dBm)	TX Cable loss (dB)	TX Antenna Gain (dBi)	Polarization (H/V)
Lowest	1649	-63.22	-13	-50.22	-75.45	-68.61	1.23	8.77	H
	2474	-38.98	-13	-25.98	-55.14	-45.87	1.44	10.48	H
	3299	-58.13	-13	-45.13	-76.13	-66.07	1.71	11.80	H
									H
									H
									H
	1649	-62.77	-13	-49.77	-74.87	-68.16	1.23	8.77	V
	2474	-43.24	-13	-30.24	-59.69	-50.13	1.44	10.48	V
	3299	-57.90	-13	-44.90	-76.28	-65.84	1.71	11.80	V
									V
									V
									V
Middle	1660	-63.44	-13	-50.44	-75.7	-68.87	1.23	8.81	H
	2489	-37.13	-13	-24.13	-53.24	-44.03	1.44	10.49	H
	3319	-58.54	-13	-45.54	-76.4	-66.53	1.72	11.86	H
									H
									H
									H
	1660	-63.57	-13	-50.57	-75.69	-69.00	1.23	8.81	V
	2489	-38.33	-13	-25.33	54.68	-45.23	1.44	10.49	V
	3319	-58.16	-13	-45.16	-76.48	-66.15	1.72	11.86	V
									V
									V
									V



Highest	1669	-62.88	-13	-49.88	-75.18	-68.34	1.23	8.84	H
	2504	-42.32	-13	-29.32	-58.39	-49.23	1.44	10.50	H
	3339	-58.25	-13	-45.25	-75.98	-66.28	1.74	11.92	H
									H
									H
									H
	1669	-63.35	-13	-50.35	-75.54	-68.81	1.23	8.84	V
	2504	-45.63	-13	-32.63	-61.89	-52.54	1.44	10.50	V
	3339	-57.68	-13	-44.68	-75.93	-65.71	1.74	11.92	V
									V
									V
									V

Remark: Spurious emissions within 30-1000MHz were found more than 20dB below limit line.



LTE Band 5B

LTE Band 5B / 10+10MHz / QPSK									
Channel	Frequency (MHz)	ERP (dBm)	Limit (dBm)	Over Limit (dB)	SPA Reading (dBm)	S.G. Power (dBm)	TX Cable loss (dB)	TX Antenna Gain (dBi)	Polarization (H/V)
Lowest	1664	-59.04	-13	-46.04	-72.13	-64.48	1.23	8.82	H
	2504	-33.05	-13	-20.05	-49.91	-39.96	1.44	10.50	H
	3328	-57.18	-13	-44.18	-75.73	-65.19	1.73	11.88	H
									H
									H
									H
									H
	1664	-59.03	-13	-46.03	-72	-64.47	1.23	8.82	V
	2504	-35.13	-13	-22.13	-52.18	-42.04	1.44	10.50	V
	3328	-56.98	-13	-43.98	-76.01	-64.99	1.73	11.88	V
									V
									V
									V
									V
Middle	1672	-55.28	-13	-42.28	-68.39	-60.75	1.24	8.85	H
	2512	-32.07	-13	-19.07	-48.94	-38.99	1.44	10.51	H
	3344	-57.39	-13	-44.39	-75.85	-65.43	1.74	11.93	H
									H
									H
									H
									H
	1672	-58.44	-13	-45.44	-71.44	-63.91	1.24	8.85	V
	2512	-33.36	-13	-20.36	-50.42	-40.28	1.44	10.51	V
	3344	-57.28	-13	-44.28	-76.27	-65.32	1.74	11.93	V
									V
									V
									V
									V
								V	



Highest	1680	-62.05	-13	-49.05	-75.19	-67.55	1.24	8.88	H
	2512	-32.32	-13	-19.32	-49.19	-39.24	1.44	10.51	H
	3360	-57.50	-13	-44.50	-75.87	-65.57	1.76	11.98	H
									H
									H
									H
									H
	1680	-60.84	-13	-47.84	-73.88	-66.34	1.24	8.88	V
	2512	-35.51	-13	-22.51	-52.57	-42.43	1.44	10.51	V
	3360	-57.30	-13	-44.30	-76.24	-65.37	1.76	11.98	V
									V
									V
									V
									V

Remark: Spurious emissions within 30-1000MHz were found more than 20dB below limit line.



LTE Band 12

LTE Band 12 / 10MHz / QPSK									
Channel	Frequency (MHz)	ERP (dBm)	Limit (dBm)	Over Limit (dB)	SPA Reading (dBm)	S.G. Power (dBm)	TX Cable loss (dB)	TX Antenna Gain (dBi)	Polarization (H/V)
Lowest	1400	-57.25	-13.00	-44.25	-71.80	-61.69	1.15	7.74	H
	2096	-33.34	-13.00	-20.34	-50.17	-39.99	1.38	10.18	H
	2800	-58.08	-13.00	-45.08	-75.78	-65.22	1.45	10.74	H
									H
									H
									H
									H
	1400	-58.33	-13.00	-45.33	-72.31	-62.77	1.15	7.74	V
	2096	-42.49	-13.00	-29.49	-59.57	-49.14	1.38	10.18	V
	2800	-57.85	-13.00	-44.85	-75.96	-64.99	1.45	10.74	V
									V
									V
									V
									V
Middle	1408	-57.28	-13.00	-44.28	-71.78	-61.76	1.15	7.78	H
	2112	-33.05	-13.00	-20.05	-50.17	-39.71	1.38	10.19	H
	2808	-57.99	-13.00	-44.99	-75.71	-65.13	1.45	10.75	H
									H
									H
									H
									H
	1408	-57.12	-13.00	-44.12	-71.08	-61.60	1.15	7.78	V
	2112	-37.44	-13.00	-24.44	-54.84	-44.10	1.38	10.19	V
	2808	-57.49	-13.00	-44.49	-75.62	-64.63	1.45	10.75	V
									V
									V
									V
									V



Highest	1416	-58.86	-13.00	-45.86	-73.33	-63.37	1.15	7.81	H
	2120	-34.78	-13.00	-21.78	-52.03	-41.45	1.38	10.20	H
	2826	-58.15	-13.00	-45.15	-75.92	-65.31	1.45	10.76	H
									H
									H
									H
									H
	1416	-59.92	-13.00	-46.92	-73.86	-64.43	1.15	7.81	V
	2120	-40.78	-13.00	-27.78	-58.34	-47.45	1.38	10.20	V
	2826	-57.95	-13.00	-44.95	-76.14	-65.11	1.45	10.76	V
									V
									V
									V
									V

Remark: Spurious emissions within 30-1000MHz were found more than 20dB below limit line.



LTE Band 7

LTE Band 7 / 20MHz / QPSK									
Channel	Frequency (MHz)	EIRP (dBm)	Limit (dBm)	Over Limit (dB)	SPA Reading (dBm)	S.G. Power (dBm)	TX Cable loss (dB)	TX Antenna Gain (dBi)	Polarization (H/V)
Lowest	5002	-53.70	-25	-28.70	-46.98	-63.44	2.36	12.10	H
	7501	-55.08	-25	-30.08	-53.54	-62.97	2.11	10.00	H
	10000	-59.41	-25	-34.41	-61.94	-69.41	1.80	11.80	H
									H
									H
									H
									H
	5002	-49.87	-25	-24.87	-43.77	-59.61	2.36	12.10	V
	7501	-46.44	-25	-21.44	-44.76	-54.33	2.11	10.00	V
	10000	-60.63	-25	-35.63	-62.23	-70.63	1.80	11.80	V
									V
									V
									V
									V
Middle	5051	-55.84	-25	-30.84	-49.25	-65.61	2.34	12.11	H
	7578	-49.75	-25	-24.75	-47.7	-57.92	2.11	10.28	H
	10099	-59.41	-25	-34.41	-62.05	-69.29	1.96	11.84	H
									H
									H
									H
									H
	5051	-54.98	-25	-29.98	-48.99	-64.75	2.34	12.11	V
	7578	-43.21	-25	-18.21	-41.15	-51.38	2.11	10.28	V
	10099	-60.59	-25	-35.59	-62.49	-70.47	1.96	11.84	V
									V
									V
									V
									V



Highest	5100	-52.77	-25	-27.77	-46.3	-62.57	2.32	12.12	H
	7655	-50.33	-25	-25.33	-48.26	-58.77	2.11	10.56	H
	10198	-59.02	-25	-34.02	-61.76	-68.79	2.11	11.88	H
									H
									H
									H
									H
	5100	-53.59	-25	-28.59	-47.71	-63.39	2.32	12.12	V
	7655	-42.52	-25	-17.52	-40.5	-50.96	2.11	10.56	V
	10198	-60.22	-25	-35.22	-62.41	-69.99	2.11	11.88	V
									V
									V
									V
									V

Remark: Spurious emissions within 30-1000MHz were found more than 20dB below limit line.



LTE Band 7C

LTE Band 7C / 20+20MHz / QPSK									
Channel	Frequency (MHz)	EIRP (dBm)	Limit (dBm)	Over Limit (dB)	SPA Reading (dBm)	S.G. Power (dBm)	TX Cable loss (dB)	TX Antenna Gain (dBi)	Polarization (H/V)
Lowest	5037	-55.12	-25	-30.12	-48.49	-64.88	2.34	12.11	H
	7557	-45.83	-25	-20.83	-43.91	-53.92	2.11	10.21	H
	12590.5	-55.68	-25	-30.68	-60.81	-66.33	2.54	13.19	H
									H
									H
									H
									H
	5037	-54.14	-25	-29.14	-48.12	-63.90	2.34	12.11	V
	7557	-40.59	-25	-15.59	-38.63	-48.68	2.11	10.21	V
	12590.5	-59.40	-25	-34.40	-63.46	-70.05	2.54	13.19	V
									V
									V
									V
									V
Middle	5065	-58.25	-25	-33.25	-51.69	-68.03	2.33	12.11	H
	7599	-46.76	-25	-21.76	-44.56	-55.00	2.11	10.36	H
	10132	-58.64	-25	-33.64	-61.32	-68.48	2.01	11.85	H
									H
									H
									H
									H
	5065	-51.72	-25	-26.72	-45.76	-61.50	2.33	12.11	V
	7599	-43.67	-25	-18.67	-41.5	-51.91	2.11	10.36	V
	10132	-59.65	-25	-34.65	-61.65	-69.49	2.01	11.85	V
									V
									V
									V
									V



Highest	5100	-58.60	-25	-33.60	-52.13	-68.40	2.32	12.12	H
	7648	-49.95	-25	-24.95	-47.86	-58.37	2.11	10.53	H
	12739	-58.22	-25	-33.22	-63.3	-68.70	2.53	13.01	H
									H
									H
									H
									H
	5100	-53.44	-25	-28.44	-47.56	-63.24	2.32	12.12	V
	7648	-39.84	-25	-14.84	-37.8	-48.26	2.11	10.53	V
	12739	-55.19	-25	-30.19	-59.36	-65.67	2.53	13.01	V
									V
									V
									V
									V

Remark: Spurious emissions within 30-1000MHz were found more than 20dB below limit line.



LTE Band 71

LTE Band 71 / 20MHz / QPSK									
Channel	Frequency (MHz)	ERP (dBm)	Limit (dBm)	Over Limit (dB)	SPA Reading (dBm)	S.G. Power (dBm)	TX Cable loss (dB)	TX Antenna Gain (dBi)	Polarization (H/V)
Lowest	1328	-59.66	-13	-46.66	-73.88	-66.14	0.83	7.31	H
	1992	-38.10	-13	-25.10	-53.19	-47.03	1.04	9.97	H
	3320	-55.43	-13	-42.43	-74.04	-66.17	1.33	12.07	H
									H
									H
									H
									H
	1328	-60.86	-13	-47.86	-74.73	-67.34	0.83	7.31	V
	1992	-39.35	-13	-26.35	-54.45	-48.28	1.04	9.97	V
	2656	-53.93	-13	-40.93	-73	-63.63	1.19	10.89	V
									V
									V
									V
									V
Middle	1352	-58.37	-13	-45.37	-72.7	-64.96	0.83	7.42	H
	2024	-47.90	-13	-34.90	-63.47	-56.89	1.05	10.03	H
	3368	-55.47	-13	-42.47	-73.78	-66.32	1.34	12.18	H
									H
									H
									H
									H
	1352	-58.12	-13	-45.12	-72.03	-64.71	0.83	7.42	V
	2024	-50.02	-13	-37.02	-65.67	-59.01	1.05	10.03	V
	3368	-57.28	-13	-44.28	-76.18	-68.13	1.34	12.18	V
									V
									V
									V
									V
								V	



Highest	1360	-60.58	-13	-47.58	-74.94	-67.20	0.83	7.46	H
	2040	-38.15	-13	-25.15	-54	-47.16	1.05	10.06	H
	3392	-58.04	-13	-45.04	-76.22	-68.94	1.34	12.24	H
									H
									H
									H
									H
	1360	-60.97	-13	-47.97	-74.88	-67.59	0.83	7.46	V
	2040	-43.76	-13	-30.76	-59.72	-52.77	1.05	10.06	V
	3392	-56.06	-13	-43.06	-74.89	-66.96	1.34	12.24	V
									V
									V
									V
									V

Remark: Spurious emissions within 30-1000MHz were found more than 20dB below limit line.



<MIMO 2 Antenna>

<Sample 1>

LTE Band 25

LTE Band 25 / 20MHz / QPSK									
Channel	Frequency (MHz)	EIRP (dBm)	Limit (dBm)	Over Limit (dB)	SPA Reading (dBm)	S.G. Power (dBm)	TX Cable loss (dB)	TX Antenna Gain (dBi)	Polarization (H/V)
Lowest	3700	-53.83	-13	-40.83	-74.56	-64.14	1.97	12.28	H
	5553	-53.27	-13	-40.27	-77	-63.40	2.14	12.27	H
	7403	-47.99	-13	-34.99	-76.39	-55.99	2.17	10.17	H
									H
									H
									H
	3700	-52.85	-13	-39.85	-74.1	-63.16	1.97	12.28	V
	5553	-51.85	-13	-38.85	-76.2	-61.98	2.14	12.27	V
	7403	-47.53	-13	-34.53	-75.89	-55.53	2.17	10.17	V
									V
									V
									V
Middle	3742	-53.72	-13	-40.72	-74.57	-63.98	2.00	12.25	H
	5613	-52.91	-13	-39.91	-76.63	-63.14	2.13	12.36	H
	7484	-47.71	-13	-34.71	-75.88	-55.61	2.12	10.03	H
									H
									H
									H
	3742	-52.86	-13	-39.86	-74.22	-63.12	2.00	12.25	V
	5613	-52.21	-13	-39.21	-76.58	-62.44	2.13	12.36	V
	7484	-48.32	-13	-35.32	-76.35	-56.22	2.12	10.03	V
									V
									V
									V



Highest	3791	-52.18	-13	-39.18	-73.17	-62.38	2.02	12.23	H
	5688	-51.57	-13	-38.57	-75.68	-61.92	2.11	12.46	H
	7585	-48.30	-13	-35.30	-75.77	-56.49	2.11	10.31	H
									H
									H
									H
	3791	-52.98	-13	-39.98	-74.46	-63.18	2.02	12.23	V
	5688	-51.10	-13	-38.10	-75.8	-61.45	2.11	12.46	V
	7585	-48.45	-13	-35.45	-75.93	-56.64	2.11	10.31	V
									V
									V
									V

Remark: Spurious emissions within 30-1000MHz were found more than 20dB below limit line.



LTE Band 66

LTE Band 66 / 20MHz / QPSK									
Channel	Frequency (MHz)	EIRP (dBm)	Limit (dBm)	Over Limit (dB)	SPA Reading (dBm)	S.G. Power (dBm)	TX Cable loss (dB)	TX Antenna Gain (dBi)	Polarization (H/V)
Middle	3472	-56.73	-13	-43.73	-76.27	-67.20	1.85	12.32	H
	5208	-53.81	-13	-40.81	-77.39	-63.68	2.27	12.14	H
	6944	-50.15	-13	-37.15	-77.47	-58.71	2.40	10.96	H
									H
									H
									H
									H
	3472	-56.03	-13	-43.03	-76.09	-66.50	1.85	12.32	V
	5208	-53.04	-13	-40.04	-77.17	-62.91	2.27	12.14	V
	6944	-50.35	-13	-37.35	-77.67	-58.91	2.40	10.96	V
									V
									V
									V
									V

Remark: Spurious emissions within 30-1000MHz were found more than 20dB below limit line.



LTE Band 66B

LTE Band 66B / 10+10MHz / QPSK									
Channel	Frequency (MHz)	EIRP (dBm)	Limit (dBm)	Over Limit (dB)	SPA Reading (dBm)	S.G. Power (dBm)	TX Cable loss (dB)	TX Antenna Gain (dBi)	Polarization (H/V)
Middle	3512	-56.21	-13	-43.21	-76.11	-66.73	1.88	12.39	H
	5268	-53.86	-13	-40.86	-77.48	-63.76	2.25	12.15	H
	7024	-49.16	-13	-36.16	-76.13	-57.61	2.41	10.86	H
									H
									H
									H
									H
	3512	-55.79	-13	-42.79	-76.15	-66.31	1.88	12.39	V
	5268	-53.15	-13	-40.15	-77.3	-63.05	2.25	12.15	V
	7024	-49.50	-13	-36.50	-77.1	-57.95	2.41	10.86	V
									V
									V
									V
									V

Remark: Spurious emissions within 30-1000MHz were found more than 20dB below limit line.



LTE Band 66C

LTE Band 66C / 20+20MHz / QPSK									
Channel	Frequency (MHz)	EIRP (dBm)	Limit (dBm)	Over Limit (dB)	SPA Reading (dBm)	S.G. Power (dBm)	TX Cable loss (dB)	TX Antenna Gain (dBi)	Polarization (H/V)
Middle	3508	-57.85	-13	-44.85	-77.72	-68.37	1.87	12.40	H
	5262	-55.12	-13	-42.12	-78.73	-65.02	2.25	12.15	H
	7016	-50.29	-13	-37.29	-77.21	-58.75	2.41	10.87	H
									H
									H
									H
									H
	3508	-57.47	-13	-44.47	-77.8	-67.99	1.87	12.40	V
	5262	-54.17	-13	-41.17	-78.32	-64.07	2.25	12.15	V
	7016	-49.34	-13	-36.34	-76.91	-57.80	2.41	10.87	V
									V
									V
									V
									V

Remark: Spurious emissions within 30-1000MHz were found more than 20dB below limit line.



LTE Band 41 HPUE

LTE Band 41 / 20MHz / QPSK									
Channel	Frequency (MHz)	EIRP (dBm)	Limit (dBm)	Over Limit (dB)	SPA Reading (dBm)	S.G. Power (dBm)	TX Cable loss (dB)	TX Antenna Gain (dBi)	Polarization (H/V)
Lowest	4994	-52.51	-25	-27.51	-76.03	-62.25	2.36	12.10	H
	7491	-47.57	-25	-22.57	-75.71	-55.47	2.12	10.02	H
	9988	-44.18	-25	-19.18	-76.22	-54.17	1.81	11.80	H
									H
									H
									H
									H
	4994	-51.68	-25	-26.68	-75.82	-61.42	2.36	12.10	V
	7491	-47.67	-25	-22.67	-75.66	-55.57	2.12	10.02	V
	9988	-45.14	-25	-20.14	-76.31	-55.13	1.81	11.80	V
									V
									V
									V
									V
Middle	5168	-52.58	-25	-27.58	-76.15	-62.42	2.29	12.13	H
	7752	-47.31	-25	-22.31	-74.9	-56.10	2.11	10.91	H
	10336	-42.88	-25	-17.88	-75.08	-52.48	2.33	11.93	H
									H
									H
									H
									H
	5168	-52.20	-25	-27.20	-76.33	-62.04	2.29	12.13	V
	7752	-47.17	-25	-22.17	-74.82	-55.96	2.11	10.91	V
	10336	-43.45	-25	-18.45	-75.36	-53.05	2.33	11.93	V
									V
									V
									V
									V



Highest	5342	-53.52	-25	-28.52	-77.21	-63.47	2.22	12.17	H
	8013	-46.87	-25	-21.87	-75.4	-56.58	2.11	11.82	H
	10684	-42.83	-25	-17.83	-75.15	-51.96	2.62	11.74	H
									H
									H
									H
									H
	5342	-52.91	-25	-27.91	-77.11	-62.86	2.22	12.17	V
	8013	-47.16	-25	-22.16	-75.43	-56.87	2.11	11.82	V
	10684	-43.02	-25	-18.02	-75.37	-52.15	2.62	11.74	V
									V
									V
									V
									V

Remark: Spurious emissions within 30-1000MHz were found more than 20dB below limit line.



LTE Band 41C

LTE Band 41C / 20+20MHz / QPSK									
Channel	Frequency (MHz)	EIRP (dBm)	Limit (dBm)	Over Limit (dB)	SPA Reading (dBm)	S.G. Power (dBm)	TX Cable loss (dB)	TX Antenna Gain (dBi)	Polarization (H/V)
Lowest	5029	-53.81	-25	-28.81	-76.4	-63.57	2.35	12.11	H
	7544	-49.21	-25	-24.21	-76.12	-57.25	2.11	10.16	H
	10059	-44.49	-25	-19.49	-75.66	-54.42	1.89	11.82	H
									H
									H
									H
									H
	5029	-53.12	-25	-28.12	-76.32	-62.88	2.35	12.11	V
	7544	-49.51	-25	-24.51	-76.35	-57.55	2.11	10.16	V
	10059	-45.63	-25	-20.63	-75.99	-55.56	1.89	11.82	V
									V
									V
									V
									V
Middle	5184	-54.07	-25	-29.07	-76.76	-63.92	2.28	12.14	H
	7776	-48.56	-25	-23.56	-75.29	-57.44	2.11	10.99	H
	10368	-44.64	-25	-19.64	-75.93	-54.21	2.38	11.95	H
									H
									H
									H
									H
	5184	-53.57	-25	-28.57	-76.81	-63.42	2.28	12.14	V
	7776	-48.38	-25	-23.38	-75.18	-57.26	2.11	10.99	V
	10368	-44.80	-25	-19.80	-75.87	-54.37	2.38	11.95	V
									V
									V
									V
									V



Highest	5337	-54.59	-25	-29.59	-77.45	-64.54	2.22	12.17	H
	8006	-48.06	-25	-23.06	-75.7	-57.76	2.11	11.81	H
	10676.5	-44.46	-25	-19.46	-75.85	-53.60	2.61	11.75	H
									H
									H
									H
									H
	5337	-54.02	-25	-29.02	-77.39	-63.97	2.22	12.17	V
	8006	-48.50	-25	-23.50	-75.88	-58.20	2.11	11.81	V
	10676.5	-44.22	-25	-19.22	-75.64	-53.36	2.61	11.75	V
									V
									V
									V
									V

Remark: Spurious emissions within 30-1000MHz were found more than 20dB below limit line.



LTE Band 38 HPUE

LTE Band 38 / 20MHz / QPSK									
Channel	Frequency (MHz)	EIRP (dBm)	Limit (dBm)	Over Limit (dB)	SPA Reading (dBm)	S.G. Power (dBm)	TX Cable loss (dB)	TX Antenna Gain (dBi)	Polarization (H/V)
Middle	5172	-52.83	-25	-27.83	-76.4	-62.67	2.29	12.13	H
	7758	-47.79	-25	-22.79	-75.39	-56.61	2.11	10.93	H
	10344	-43.52	-25	-18.52	-75.73	-53.11	2.34	11.94	H
									H
									H
									H
									H
	5172	-52.30	-25	-27.30	-76.43	-62.14	2.29	12.13	V
	7758	-47.89	-25	-22.89	-75.56	-56.71	2.11	10.93	V
	10344	-43.91	-25	-18.91	-75.86	-53.50	2.34	11.94	V
									V
									V
									V
									V

Remark: Spurious emissions within 30-1000MHz were found more than 20dB below limit line.



<Sample 2>

LTE Band 7

LTE Band 7 / 20MHz / QPSK									
Channel	Frequency (MHz)	EIRP (dBm)	Limit (dBm)	Over Limit (dB)	SPA Reading (dBm)	S.G. Power (dBm)	TX Cable loss (dB)	TX Antenna Gain (dBi)	Polarization (H/V)
Middle	5052	-64.29	-25	-39.29	-57.7	-74.06	2.34	12.11	H
	7578	-49.34	-25	-24.34	-47.29	-57.51	2.11	10.28	H
	10104	-58.32	-25	-33.32	-60.96	-68.20	1.96	11.84	H
									H
									H
									H
									H
	5052	-63.78	-25	-38.78	-57.79	-73.55	2.34	12.11	V
	7578	-48.77	-25	-23.77	-46.71	-56.94	2.11	10.28	V
	10104	-59.26	-25	-34.26	-61.17	-69.14	1.96	11.84	V
									V
									V
									V
									V

Remark: Spurious emissions within 30-1000MHz were found more than 20dB below limit line.



LTE Band 7C

LTE Band 7C / 20+20MHz / QPSK									
Channel	Frequency (MHz)	EIRP (dBm)	Limit (dBm)	Over Limit (dB)	SPA Reading (dBm)	S.G. Power (dBm)	TX Cable loss (dB)	TX Antenna Gain (dBi)	Polarization (H/V)
Middle	5070	-64.52	-25	-39.52	-57.98	-74.30	2.33	12.11	H
	7605	-51.99	-25	-26.99	-49.8	-60.25	2.11	10.38	H
	10140	-58.29	-25	-33.29	-60.97	-68.12	2.02	11.86	H
									H
									H
									H
									H
	5070	-63.85	-25	-38.85	-57.9	-73.63	2.33	12.11	V
	7605	-48.84	-25	-23.84	-46.69	-57.10	2.11	10.38	V
	10140	-58.82	-25	-33.82	-60.84	-68.65	2.02	11.86	V
									V
									V
									V
									V

Remark: Spurious emissions within 30-1000MHz were found more than 20dB below limit line.