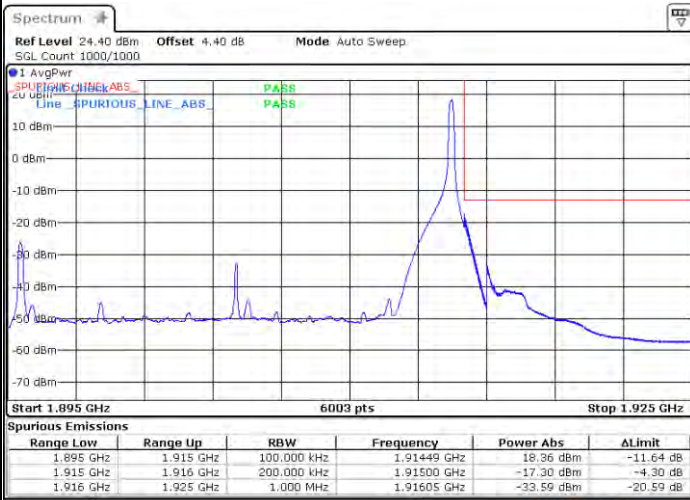




FR1 n25 / 20MHz / DFT-S OFDM QPSK

Highest Band Edge / 1 RB

Channel Power < -13dBm Pass

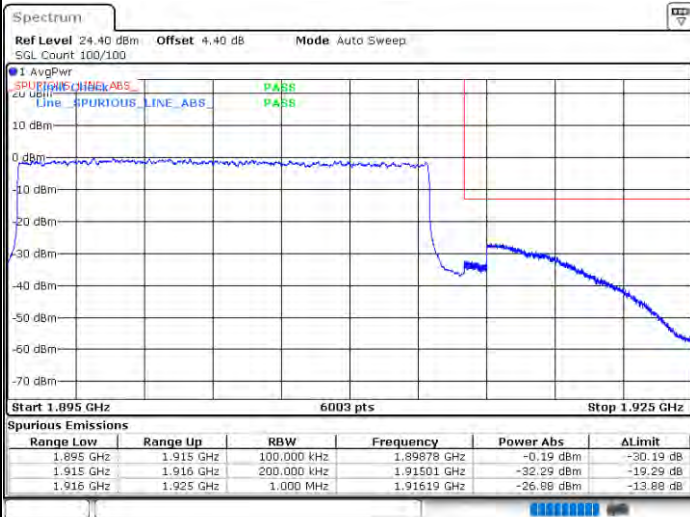


/

Date: 14.JAN.2021 06:02:40

Highest Band Edge / Full RB

Channel Power < -13dBm Pass

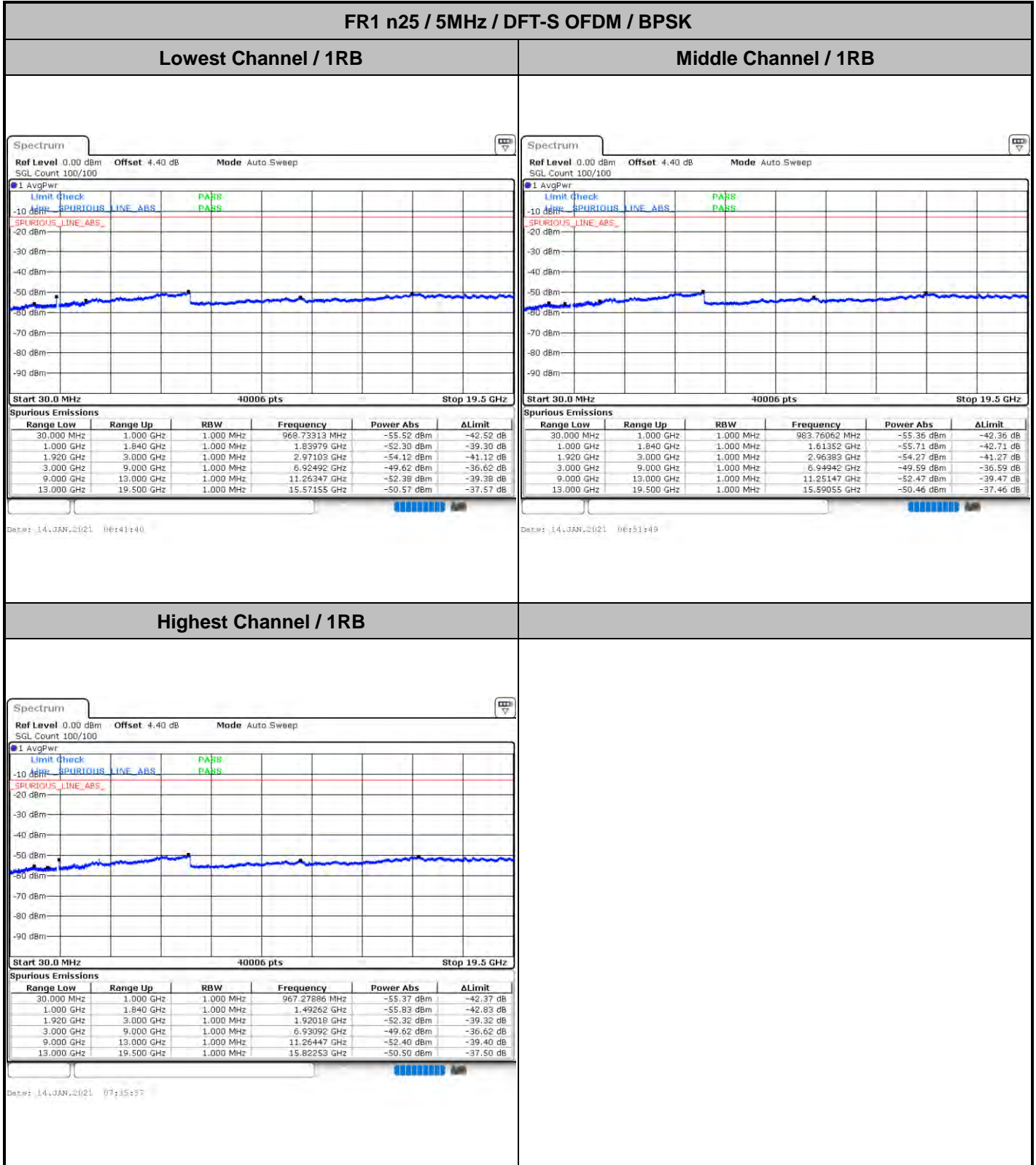


/

Date: 14.JAN.2021 06:04:00



Conducted Spurious Emission

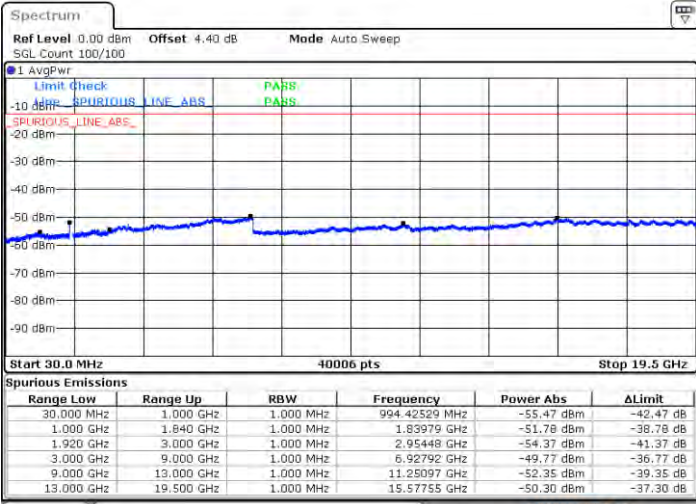




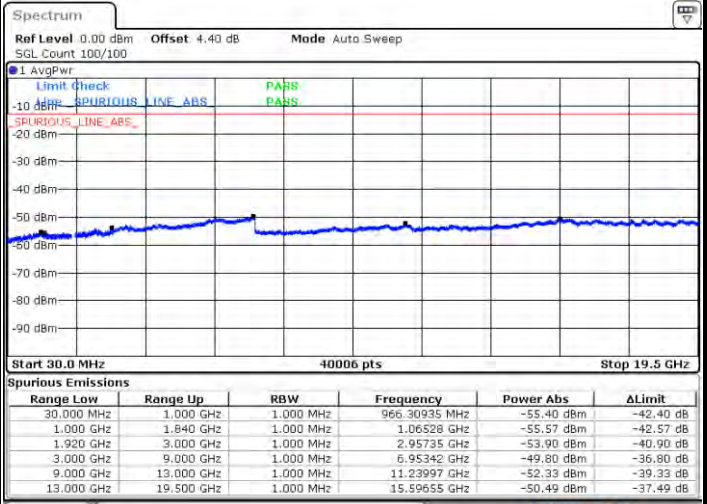
FR1 n25 / 5MHz / DFT-S OFDM / QPSK

Lowest Channel / 1RB

Middle Channel / 1RB

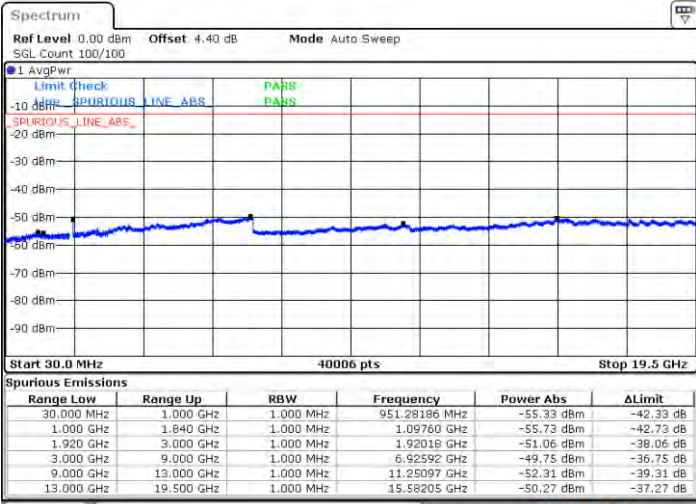


Date: 14.JAN.2021 06:43:33



Date: 14.JAN.2021 07:13:23

Highest Channel / 1RB



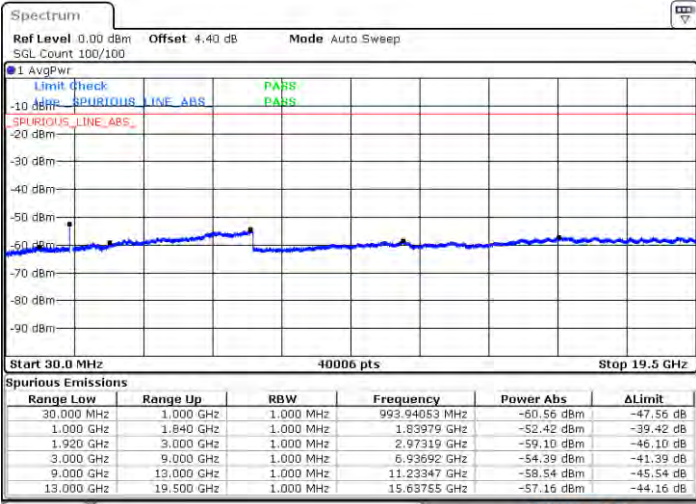
Date: 14.JAN.2021 07:35:19



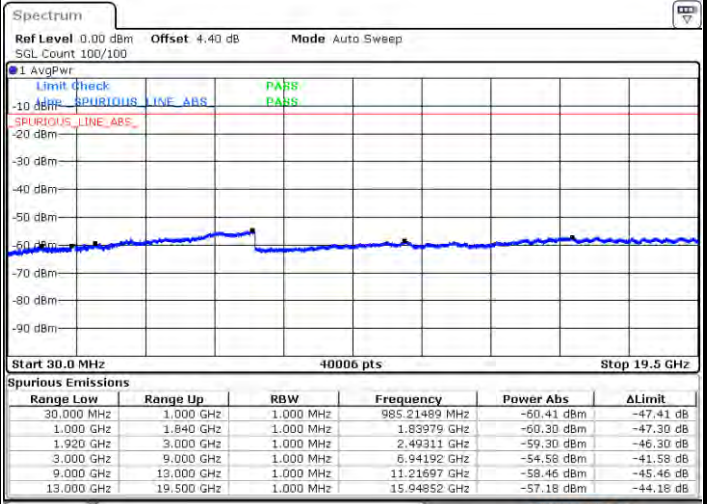
FR1 n25 / 10MHz / DFT-S OFDM / BPSK

Lowest Channel / 1RB

Middle Channel / 1RB

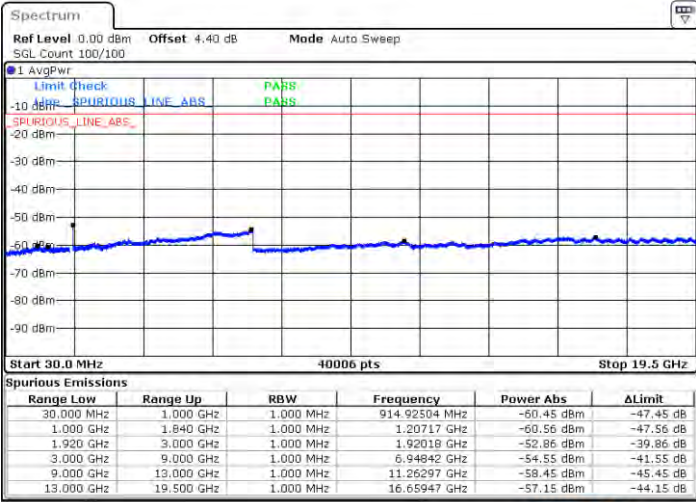


Date: 14.JAN.2021 06:11:40



Date: 14.JAN.2021 06:18:29

Highest Channel / 1RB



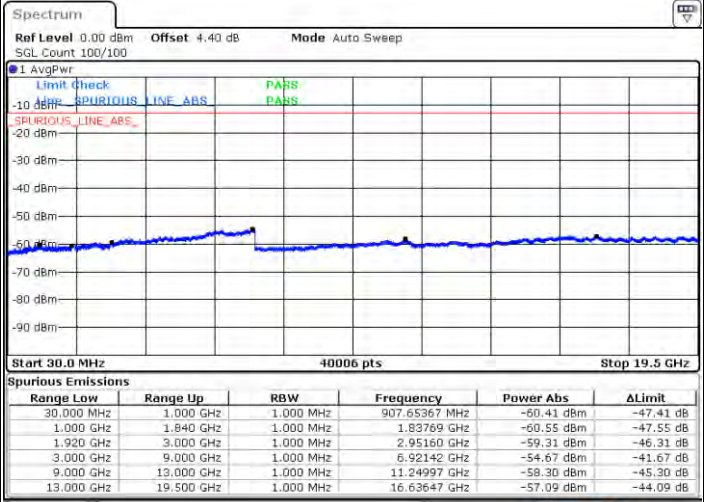
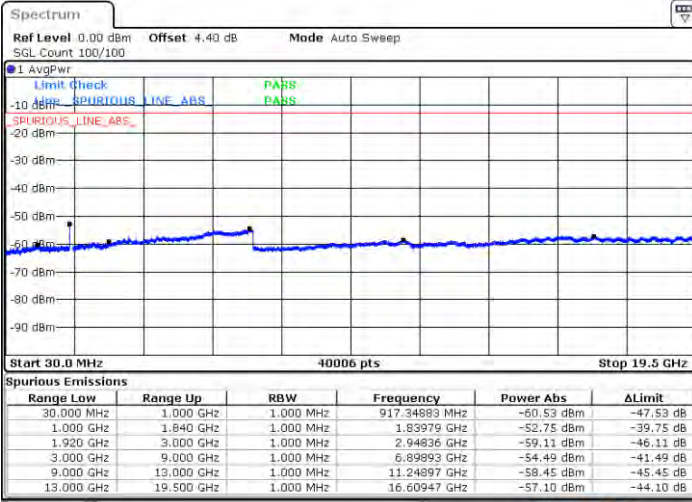
Date: 14.JAN.2021 06:24:29



FR1 n25 / 10MHz / DFT-S OFDM / QPSK

Lowest Channel / 1RB

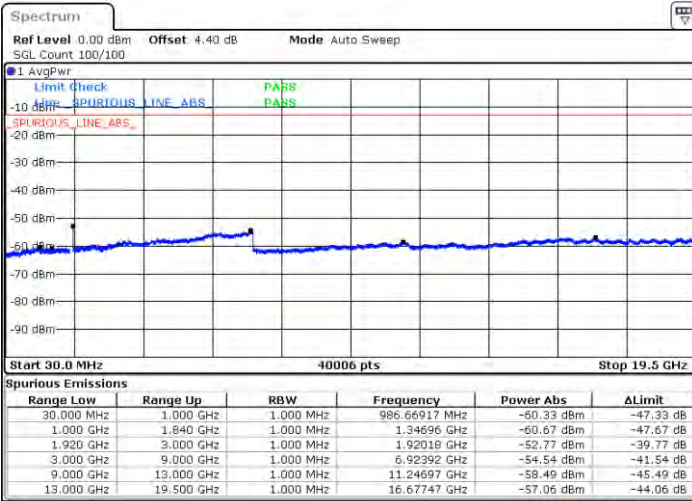
Middle Channel / 1RB



Date: 14.JAN.2021 06:13:34

Date: 14.JAN.2021 06:21:13

Highest Channel / 1RB



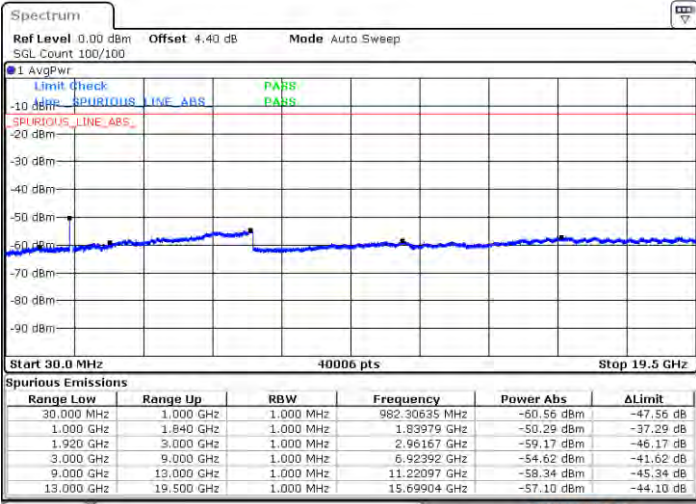
Date: 14.JAN.2021 06:22:47



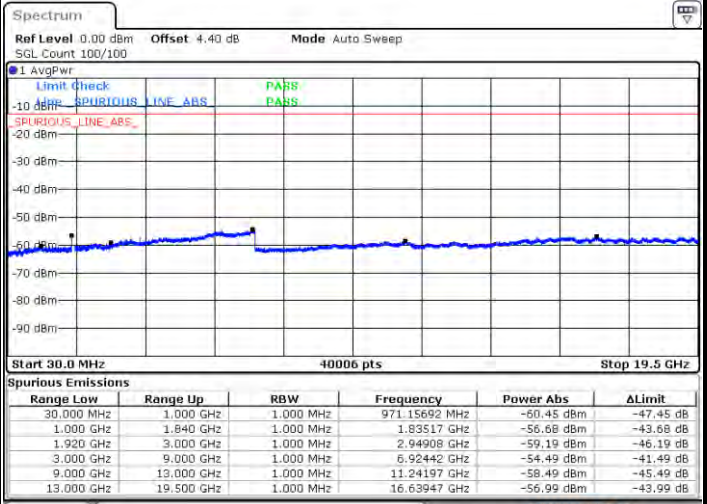
FR1 n25 / 20MHz / DFT-S OFDM / BPSK

Lowest Channel / 1RB

Middle Channel / 1RB

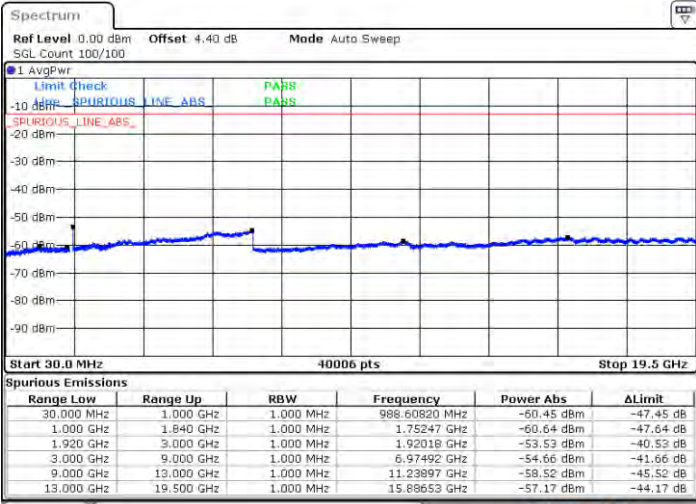


Date: 13.JAN.2021 09:28:07



Date: 13.JAN.2021 09:00:42

Highest Channel / 1RB

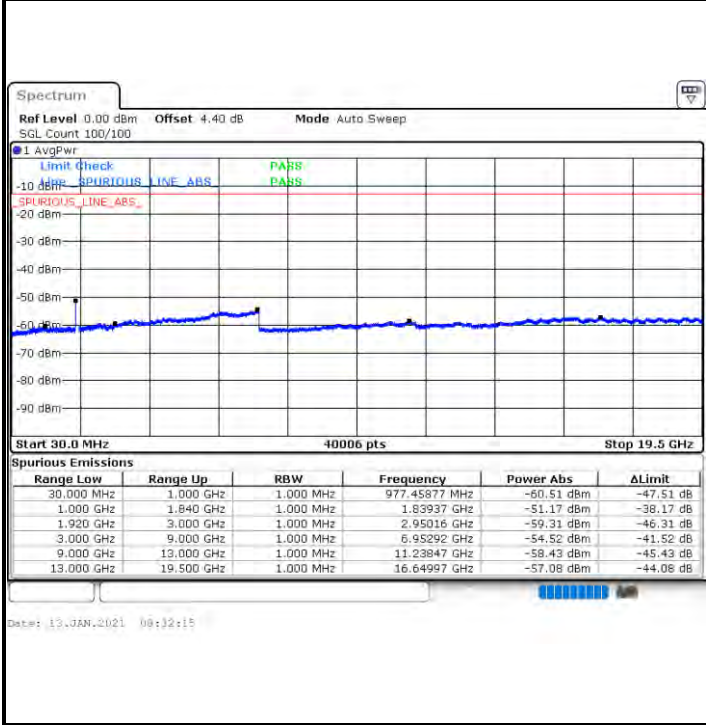


Date: 14.JAN.2021 06:07:07

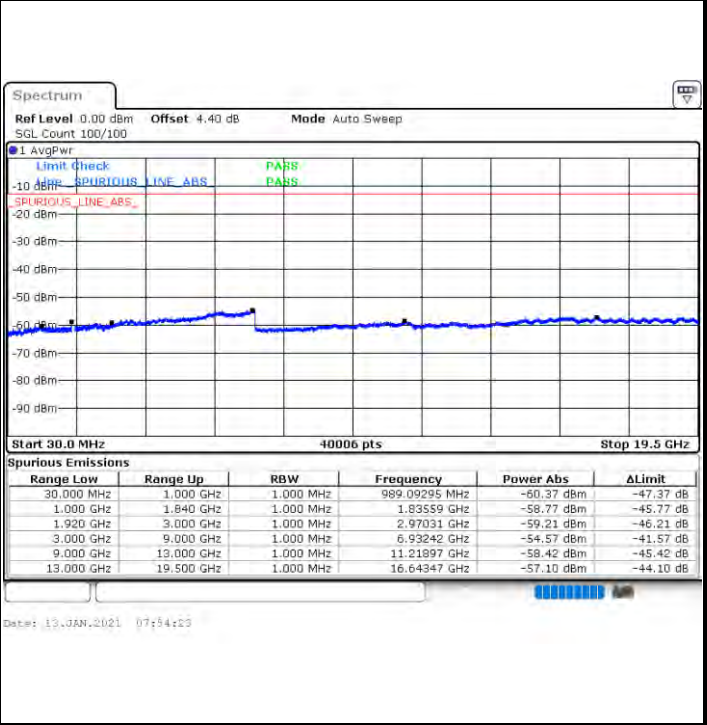


FR1 n25 / 20MHz / DFT-S OFDM / QPSK

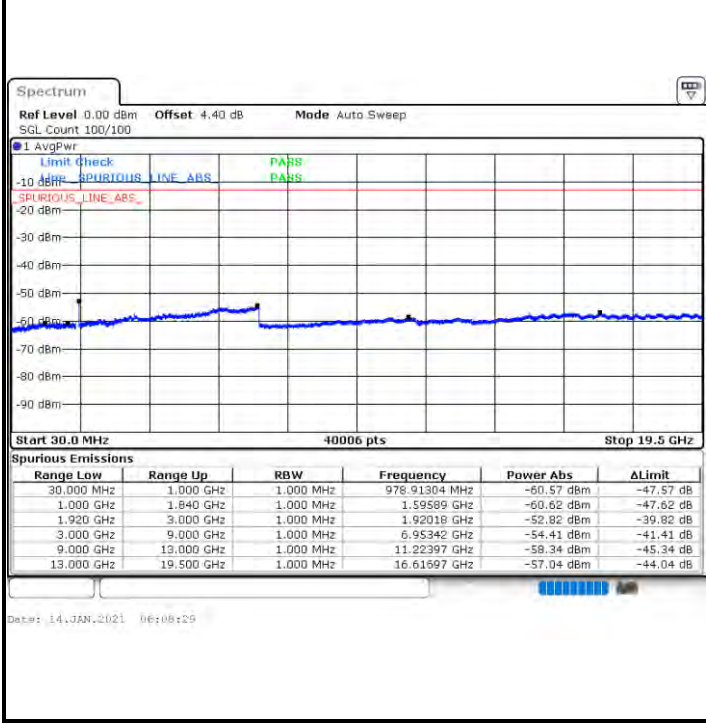
Lowest Channel / 1RB



Middle Channel / 1RB



Highest Channel / 1RB





Frequency Stability

Test Conditions		NR n25 (BPSK) / Middle Channel	Limit
Temperature (°C)	Voltage (Volt)	BW 20MHz	Within Band
		Deviation (ppm)	Result
50	Normal Voltage	0.0025	PASS
40	Normal Voltage	0.0017	
30	Normal Voltage	0.0019	
20(Ref.)	Normal Voltage	0.0013	
10	Normal Voltage	0.0021	
0	Normal Voltage	0.0012	
-10	Normal Voltage	0.0013	
-20	Normal Voltage	0.0015	
-30	Normal Voltage	0.0018	
20	Maximum Voltage	0.0019	
20	Normal Voltage	0.0015	
20	Battery End Point	0.0025	

Note:

1. Normal Voltage =3.3 V. ; Battery End Point (BEP) =3.14 V. ; Maximum Voltage =4.4 V.
2. Note: The frequency fundamental emissions stay within the authorized frequency block.



FR1 n66 SA

Peak-to-Average Ratio

Mode	FR1 n66 / 5MHz / DFT-S OFDM				
Mod.	PI/2 BPSK	PI/2 BPSK	QPSK	QPSK	Limit: 13dB
RB Size	1RB	Full RB	1RB	Full RB	Result
Lowest CH	3.33	3.86	5.04	5.39	PASS
Middle CH	3.30	3.86	5.01	5.42	
Highest CH	3.42	3.83	4.93	5.48	



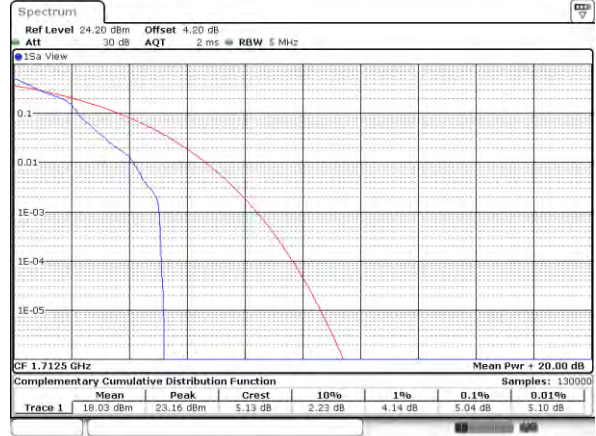
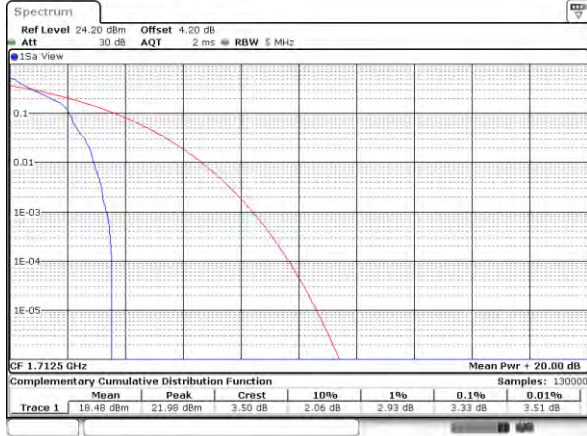
FR1 n66 / 5MHz / DFT-S OFDM

PI/2 BPSK

QPSK

Lowest Channel / 1RB

Lowest Channel / 1RB

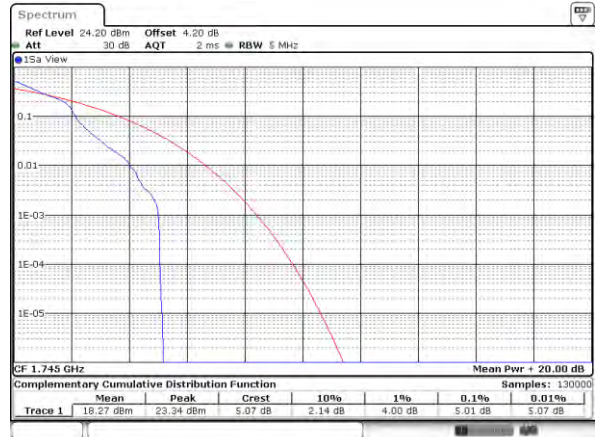
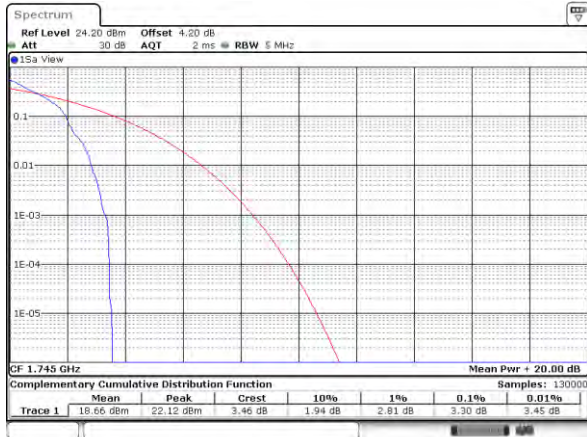


Date: 16.JAN.2021 03:18:156

Date: 16.JAN.2021 03:19:459

Middle Channel / 1 RB

Middle Channel / 1 RB

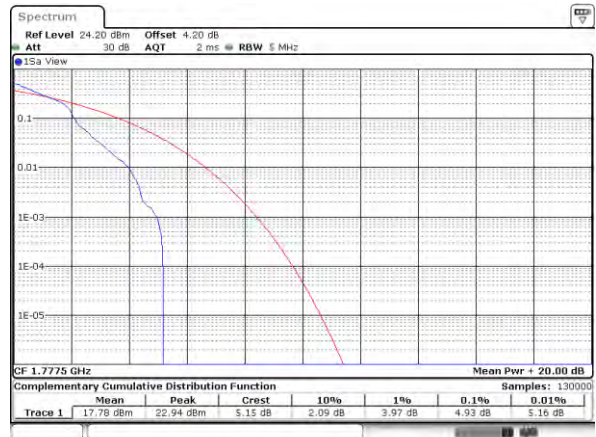
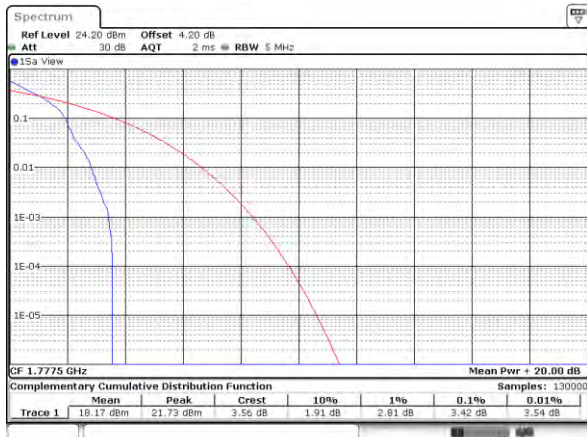


Date: 16.JAN.2021 03:18:104

Date: 16.JAN.2021 03:18:109

Highest Channel / 1 RB

Highest Channel / 1 RB



Date: 16.JAN.2021 04:06:21

Date: 16.JAN.2021 04:06:11



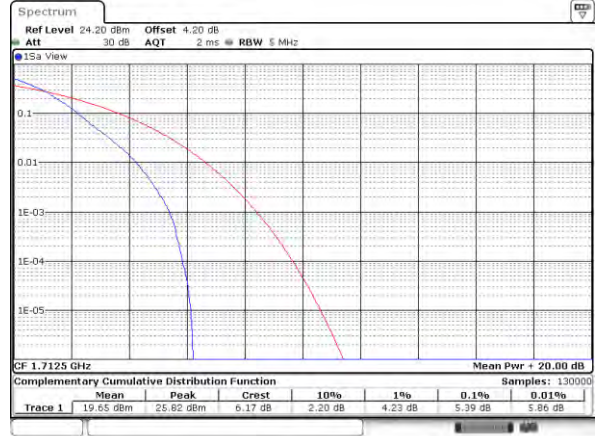
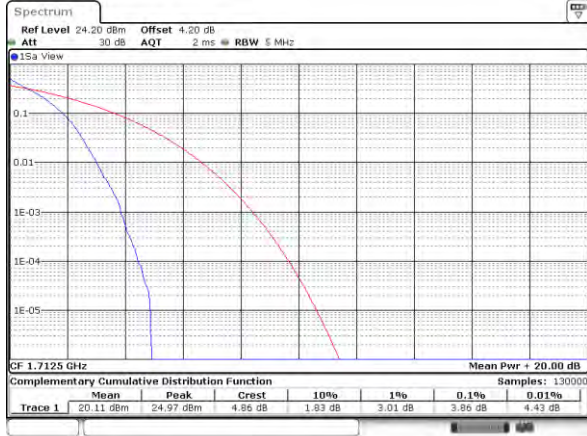
FR1 n66 / 5MHz / DFT-S OFDM

PI/2 BPSK

QPSK

Lowest Channel / Full RB

Lowest Channel / Full RB

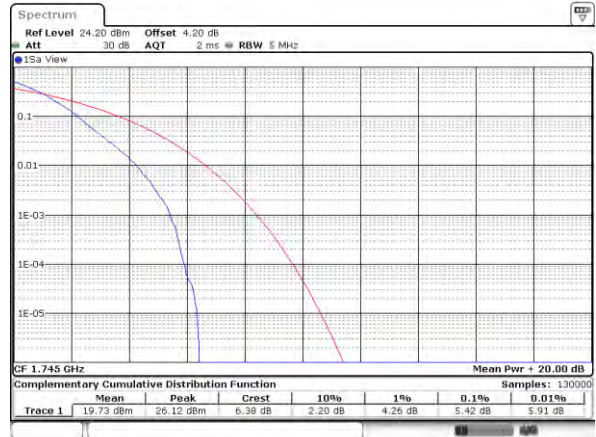
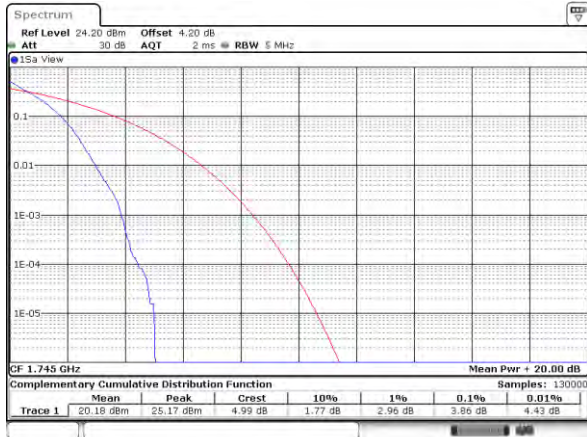


Date: 16.JAN.2021 03:52:33

Date: 16.JAN.2021 03:54:39

Middle Channel / Full RB

Middle Channel / Full RB

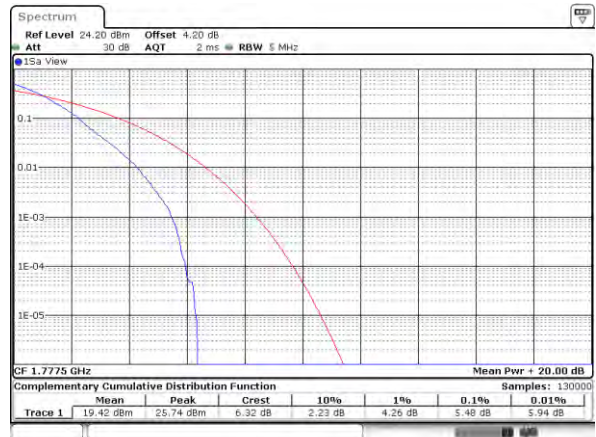
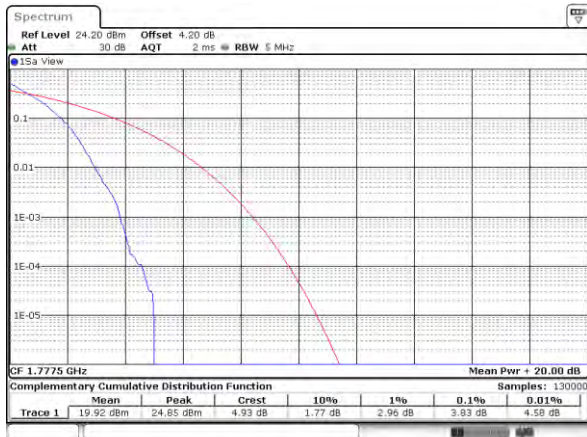


Date: 16.JAN.2021 03:58:29

Date: 16.JAN.2021 03:58:24

Highest Channel / Full RB

Highest Channel / Full RB



Date: 16.JAN.2021 04:09:55

Date: 16.JAN.2021 04:09:50



26dB Bandwidth

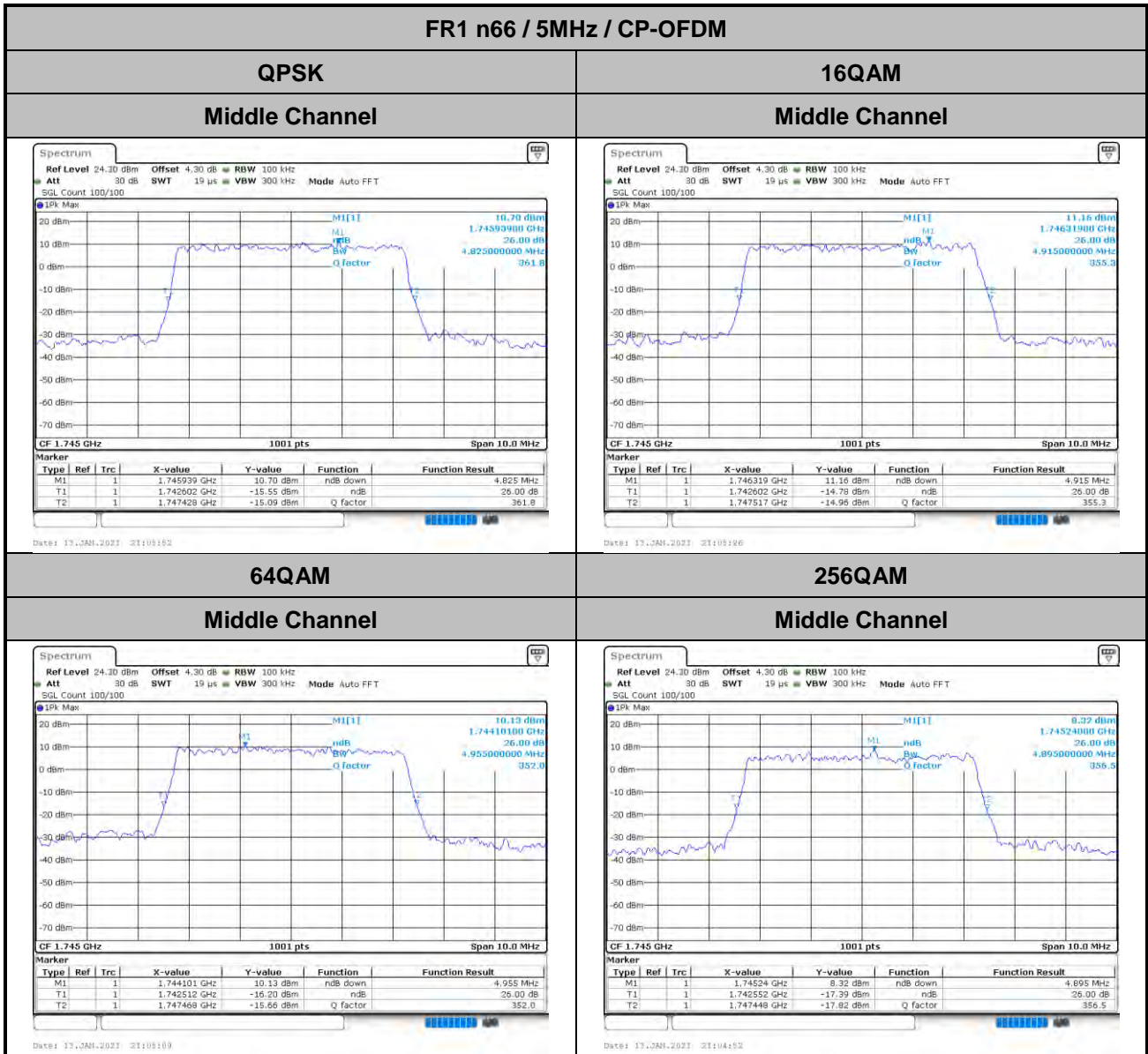
Mode	FR1 n66 : 26dB BW(MHz) / CP-OFDM							
BW	5MHz	5MHz	5MHz	5MHz				
Mod.	QPSK	16QAM	64QAM	256QAM				
Middle CH	4.83	4.92	4.96	4.89				

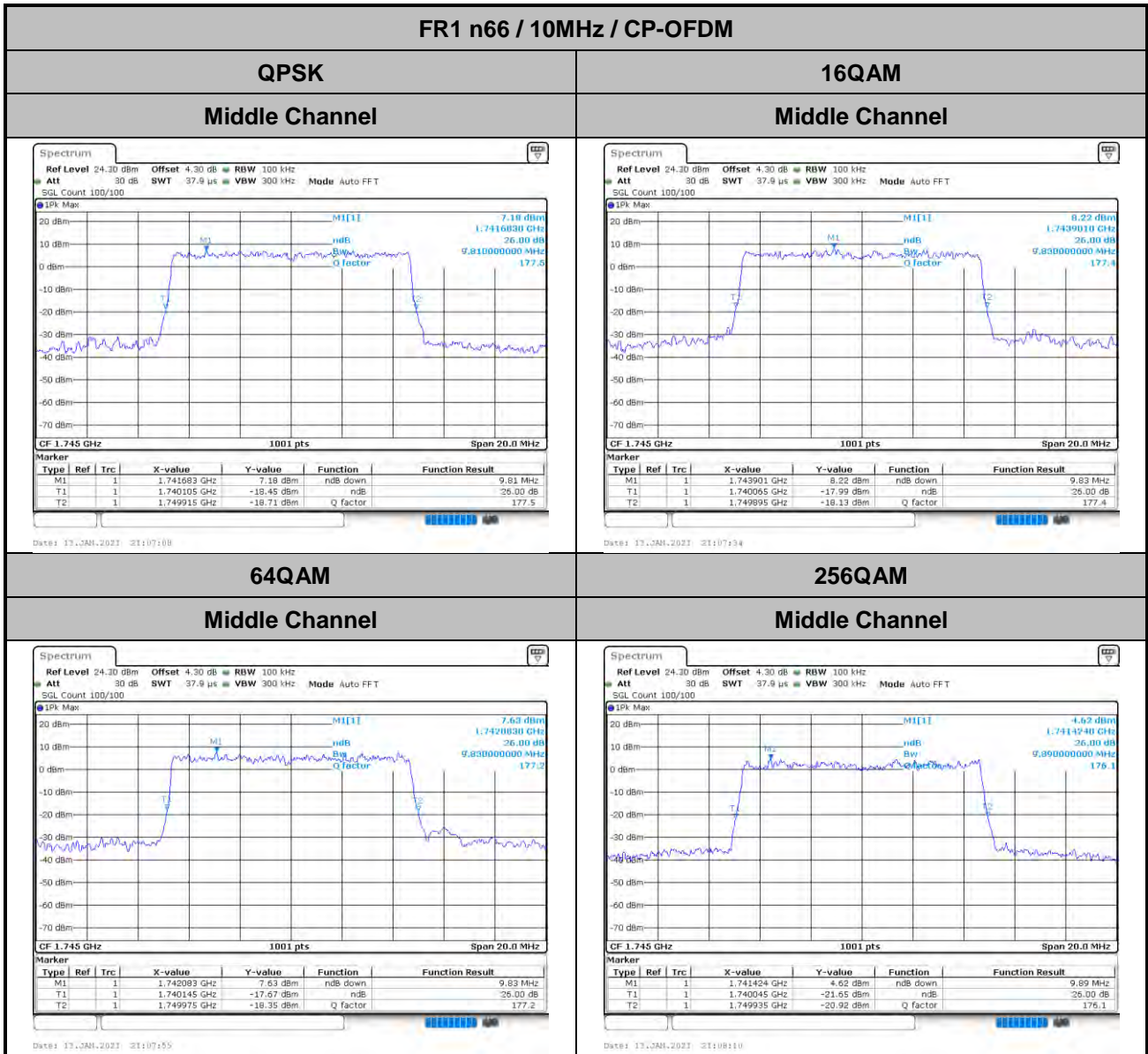
Mode	FR1 n66 : 26dB BW(MHz) / CP-OFDM							
BW	10MHz	10MHz	10MHz	10MHz				
Mod.	QPSK	16QAM	64QAM	256QAM				
Middle CH	9.81	9.83	9.83	9.89				

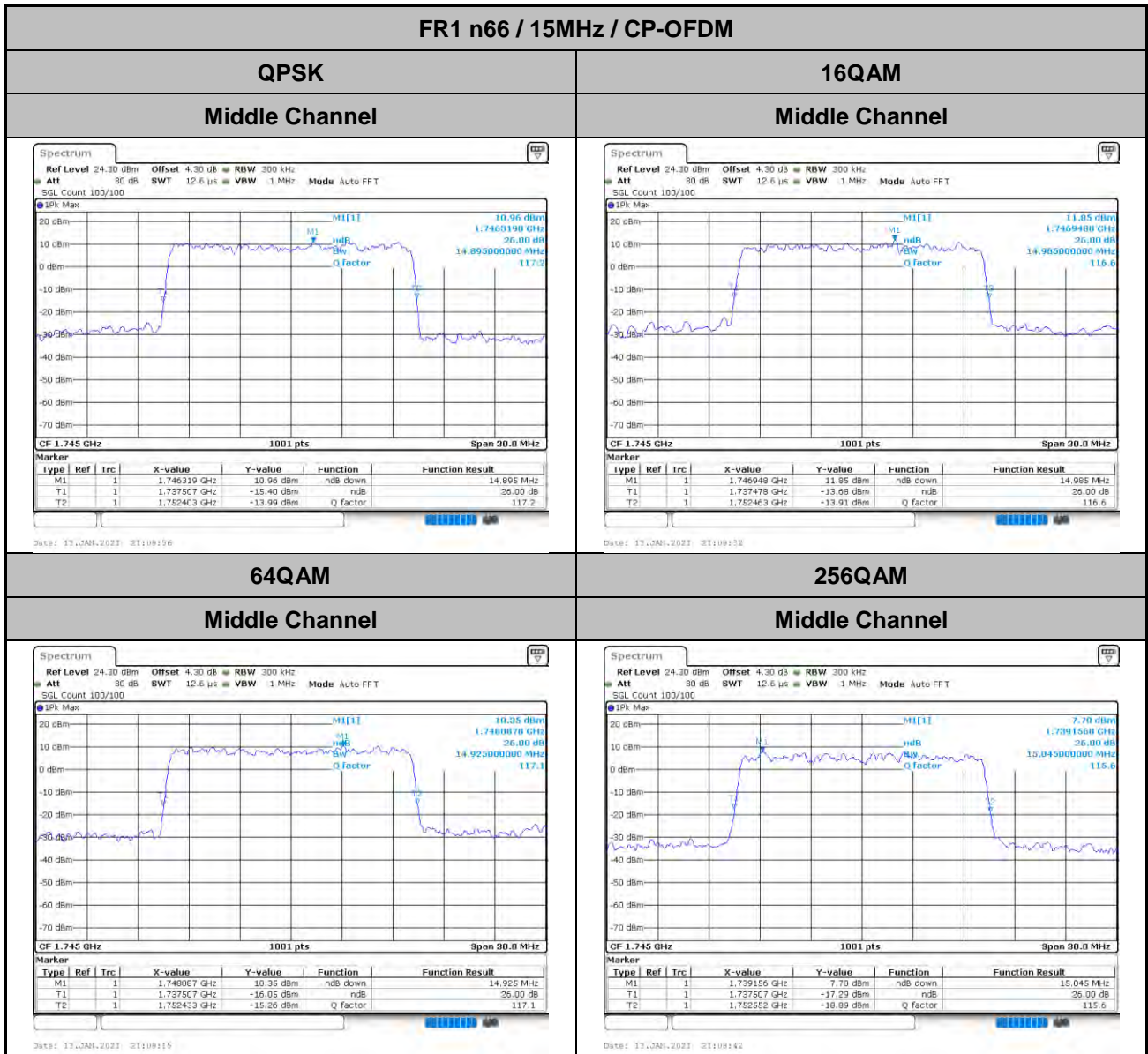
Mode	FR1 n66 : 26dB BW(MHz) / CP-OFDM							
BW	15MHz	15MHz	15MHz	15MHz				
Mod.	QPSK	16QAM	64QAM	256QAM				
Middle CH	14.89	14.98	14.93	15.04				

Mode	FR1 n66 : 26dB BW(MHz) / CP-OFDM							
BW	20MHz	20MHz	20MHz	20MHz				
Mod.	QPSK	16QAM	64QAM	256QAM				
Middle CH	20.06	20.22	20.10	19.94				

Mode	FR1 n66 : 26dB BW(MHz) / CP-OFDM							
BW	40MHz	40MHz	40MHz	40MHz				
Mod.	QPSK	16QAM	64QAM	256QAM				
Middle CH	40.99	40.99	40.91	40.99				









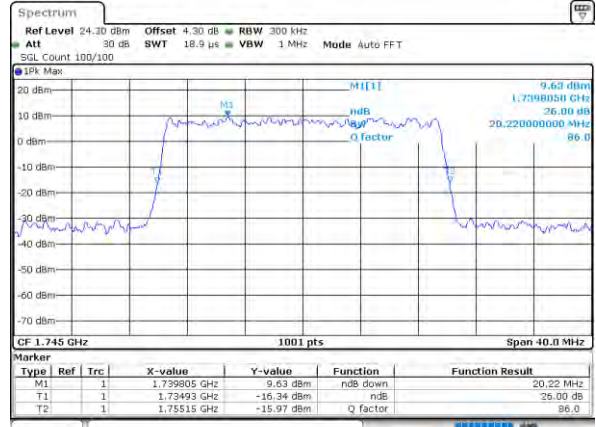
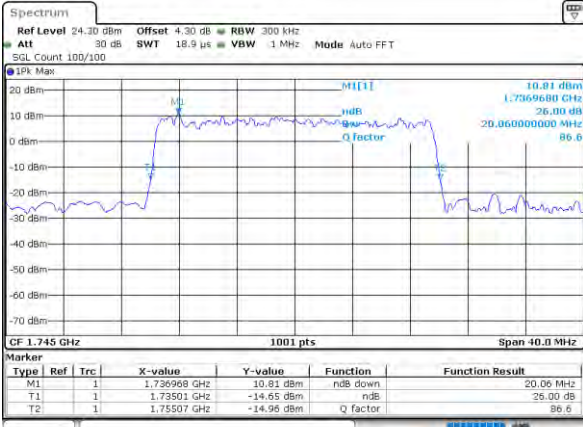
FR1 n66 / 20MHz / CP-OFDM

QPSK

16QAM

Middle Channel

Middle Channel



Date: 13.JAN.2021 21:11:27

Date: 13.JAN.2021 21:11:46

64QAM

256QAM

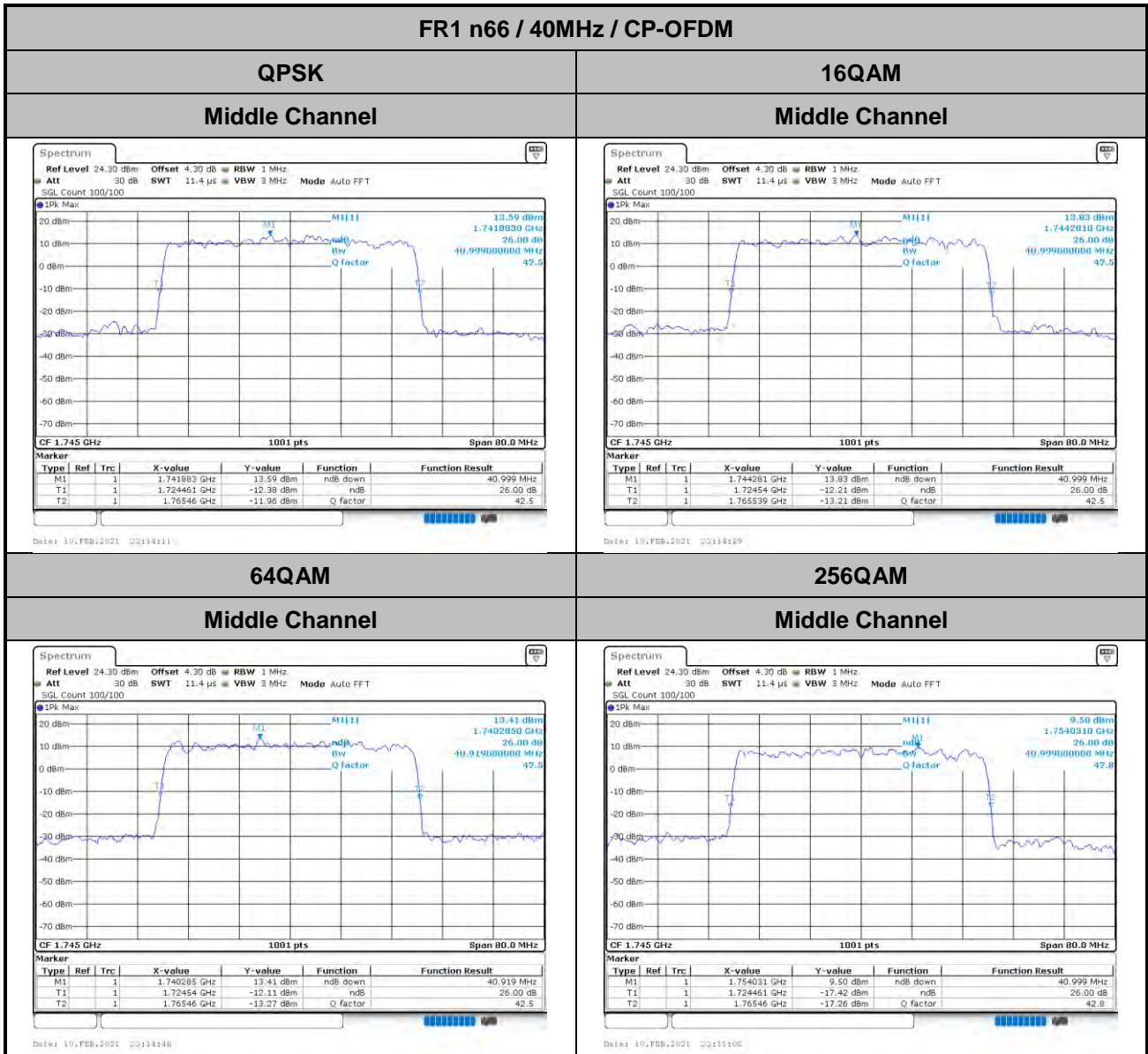
Middle Channel

Middle Channel



Date: 13.JAN.2021 21:12:01

Date: 13.JAN.2021 21:12:17





Occupied Bandwidth

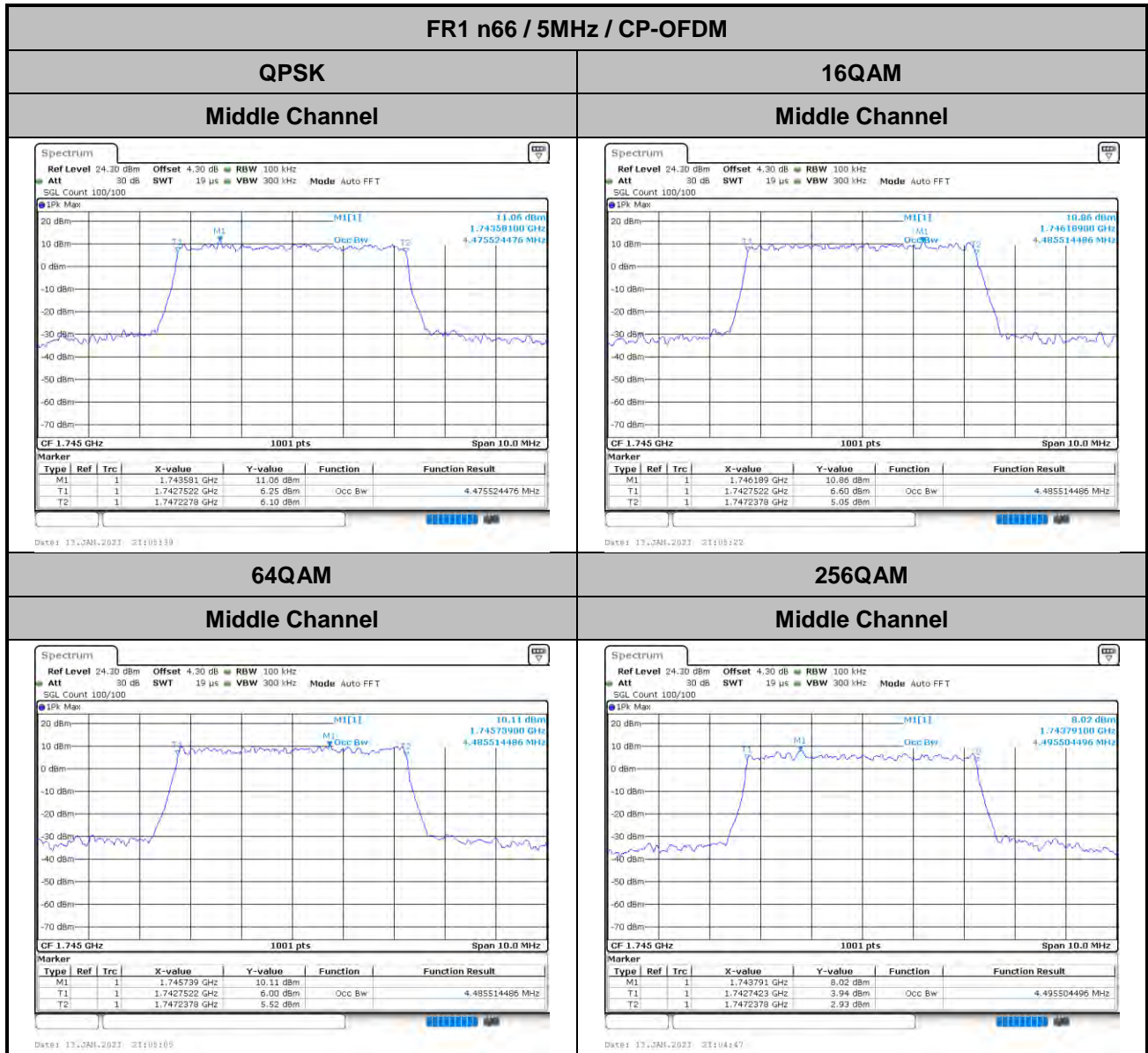
Mode	FR1 n66 : OBW(MHz) / CP-OFDM							
BW	5MHz	5MHz	5MHz	5MHz				
Mod.	QPSK	16QAM	64QAM	256QAM				
Middle CH	4.48	4.49	4.49	4.50				

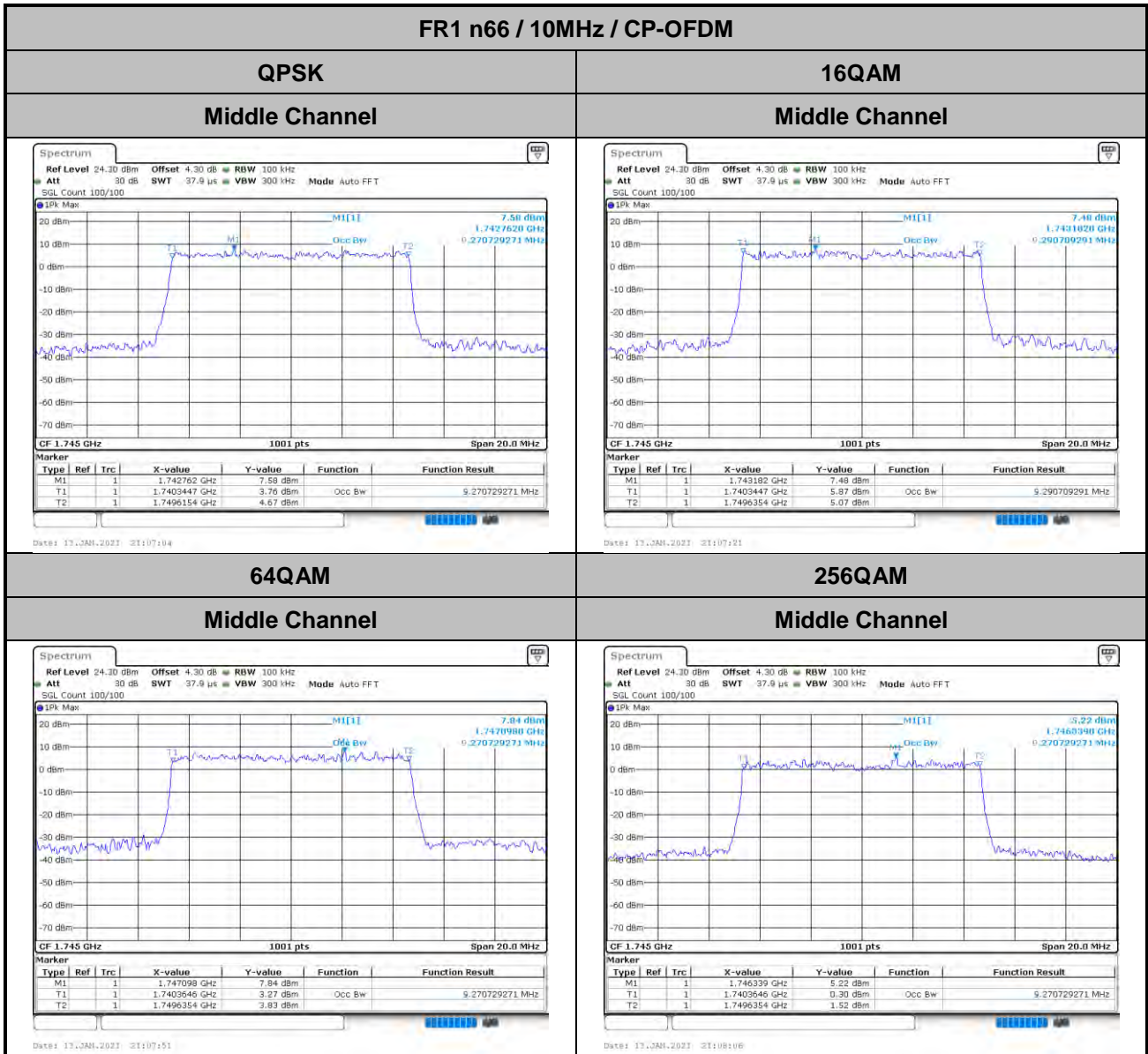
Mode	FR1 n66 : OBW(MHz) / CP-OFDM							
BW	10MHz	10MHz	10MHz	10MHz				
Mod.	QPSK	16QAM	64QAM	256QAM				
Middle CH	9.27	9.29	9.27	9.27				

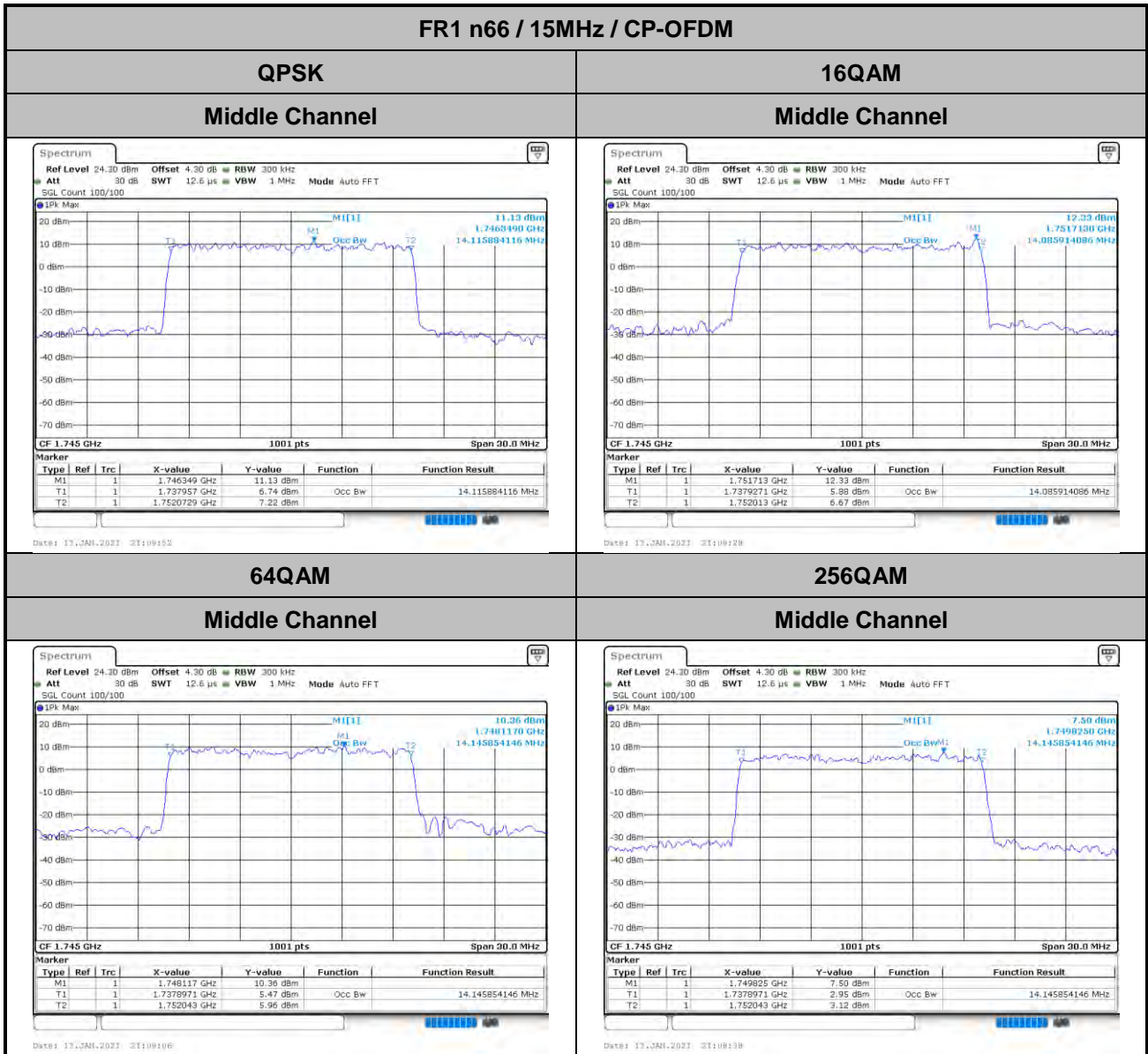
Mode	FR1 n66 : OBW(MHz) / CP-OFDM							
BW	15MHz	15MHz	15MHz	15MHz				
Mod.	QPSK	16QAM	64QAM	256QAM				
Middle CH	14.12	14.09	14.15	14.15				

Mode	FR1 n66 : OBW(MHz) / CP-OFDM							
BW	20MHz	20MHz	20MHz	20MHz				
Mod.	QPSK	16QAM	64QAM	256QAM				
Middle CH	18.98	19.02	18.86	18.98				

Mode	FR1 n66 : OBW(MHz) / CP-OFDM							
BW	40MHz	40MHz	40MHz	40MHz				
Mod.	QPSK	16QAM	64QAM	256QAM				
Middle CH	38.68	38.6	38.76	38.68				









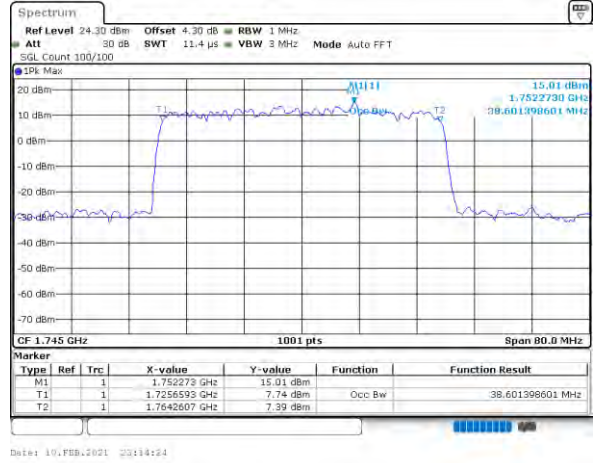
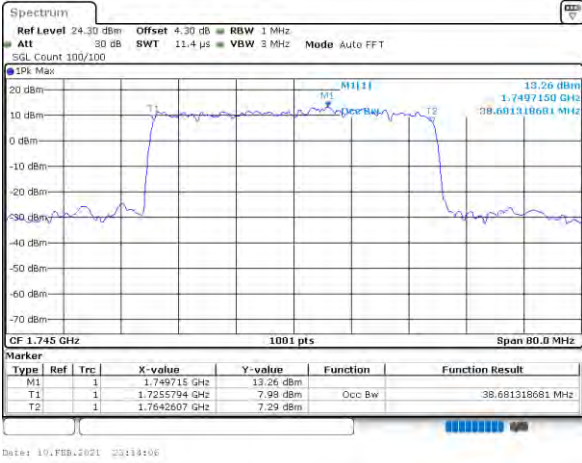
FR1 n66 / 20MHz / CP-OFDM

QPSK

16QAM

Middle Channel

Middle Channel

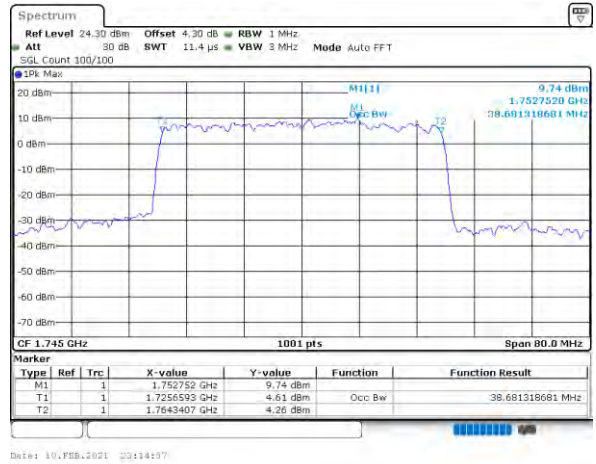
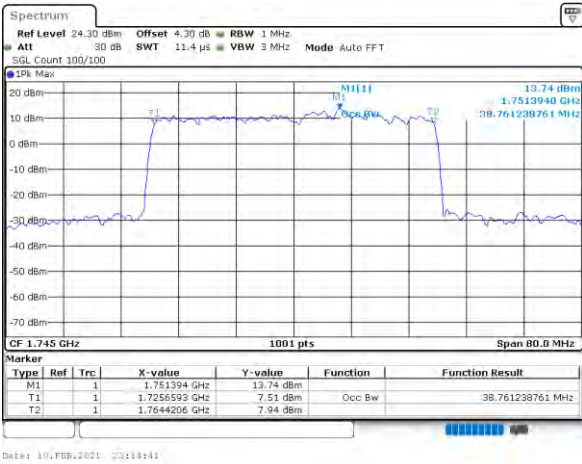


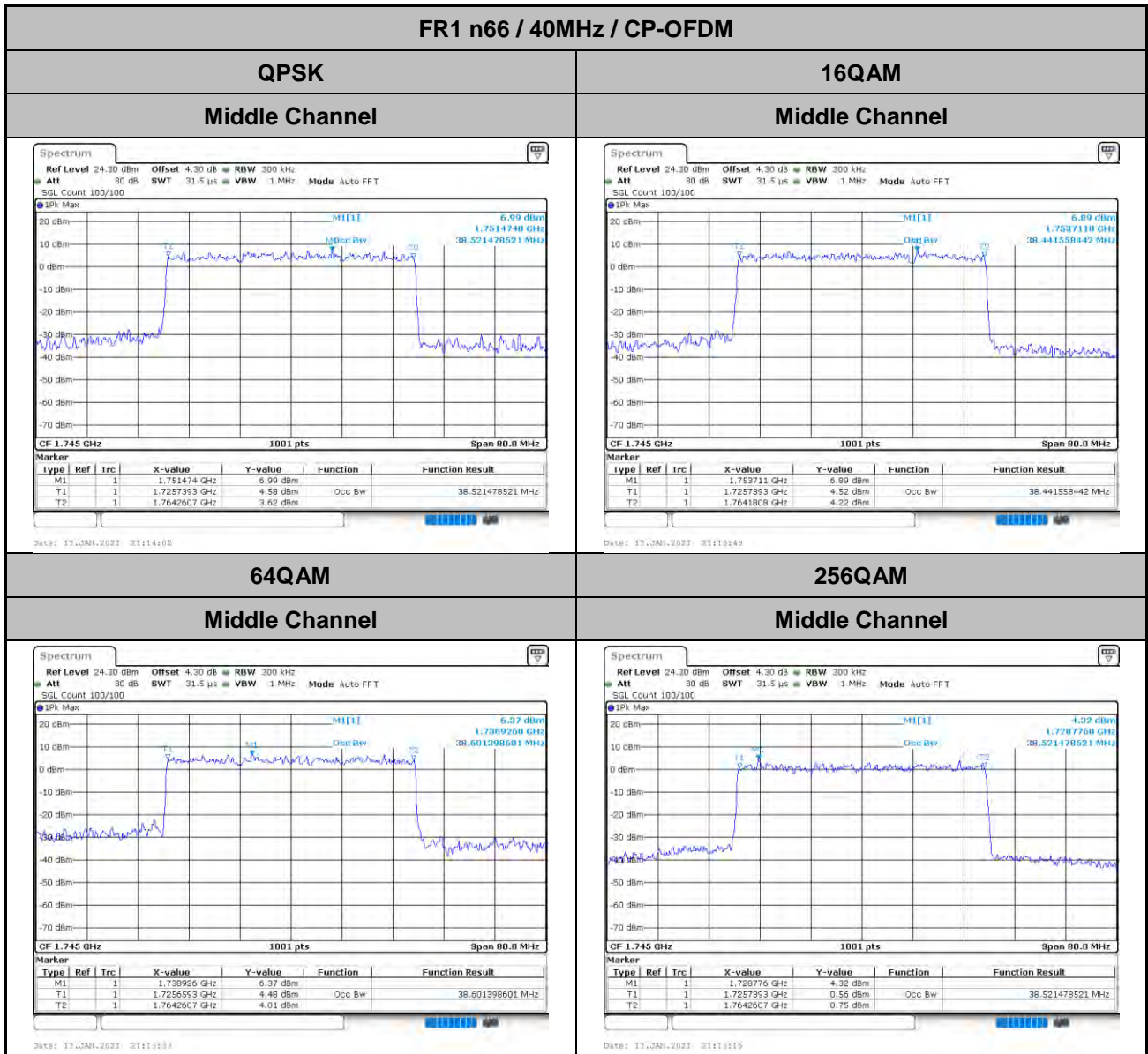
64QAM

256QAM

Middle Channel

Middle Channel





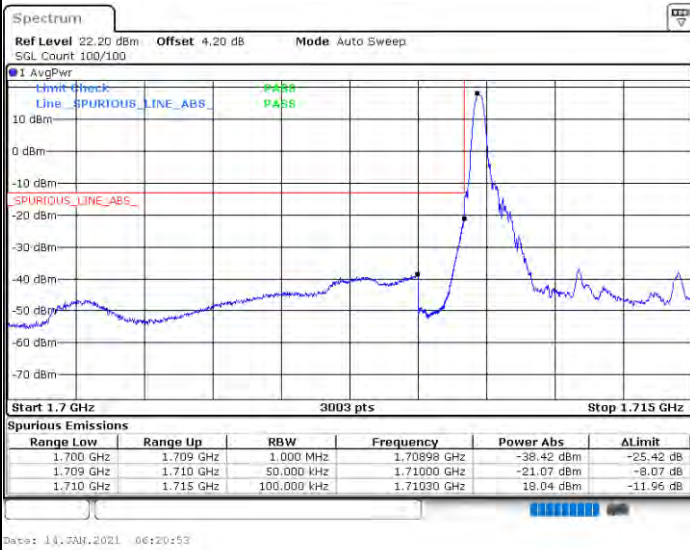


Conducted Band Edge

FR1 n66 / 5MHz / DFT-S OFDM BPSK

Lowest Band Edge / 1 RB

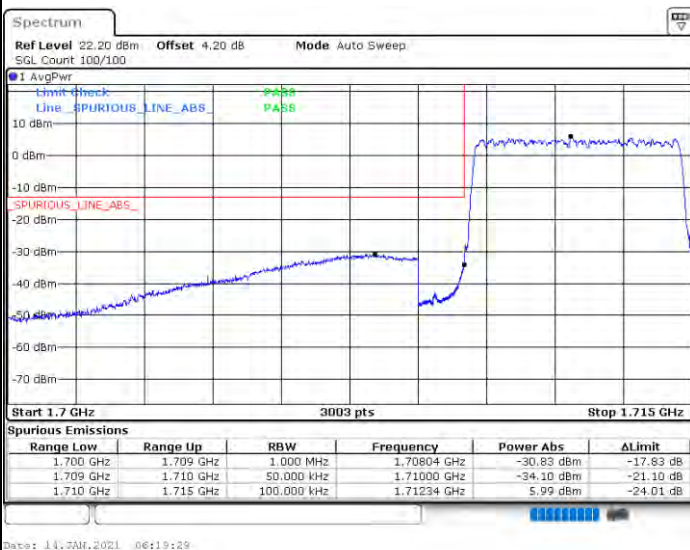
Channel Power < -13dBm Pass



/

Lowest Band Edge / Full RB

Channel Power < -13dBm Pass



/



FR1 n66 / 5MHz / DFT-S OFDM BPSK

Highest Band Edge / 1 RB

Channel Power < -13dBm Pass



Date: 14. MAR. 2021 06:15:22

Highest Band Edge / Full RB

Channel Power < -13dBm Pass



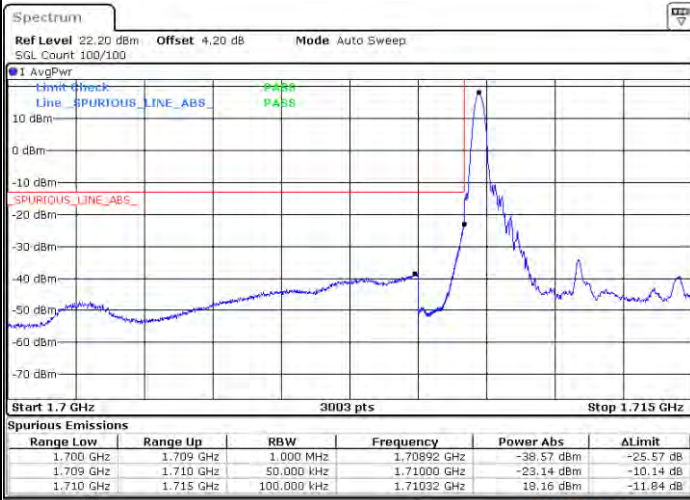
Date: 14. MAR. 2021 06:12:53



FR1 n66 / 5MHz / DFT-S OFDM QPSK

Lowest Band Edge / 1 RB

Channel Power < -13dBm Pass



/

Date: 14, MAR, 2021 06:21:29

Lowest Band Edge / Full RB

Channel Power < -13dBm Pass



/

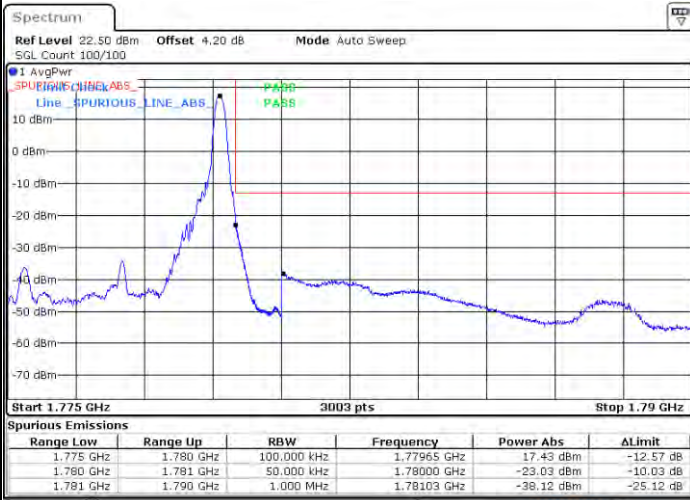
Date: 14, MAR, 2021 06:18:02



FR1 n66 / 5MHz / DFT-S OFDM QPSK

Highest Band Edge / 1 RB

Channel Power < -13dBm Pass



/

Date: 14, MAR, 2021 06:10:43

Highest Band Edge / Full RB

Channel Power < -13dBm Pass



/

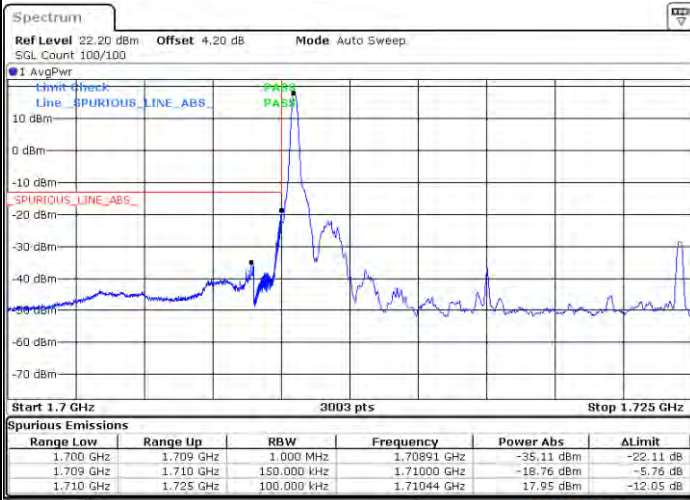
Date: 14, MAR, 2021 06:10:07



FR1 n66 / 15MHz / DFT-S OFDM BPSK

Lowest Band Edge / 1 RB

Channel Power < -13dBm Pass

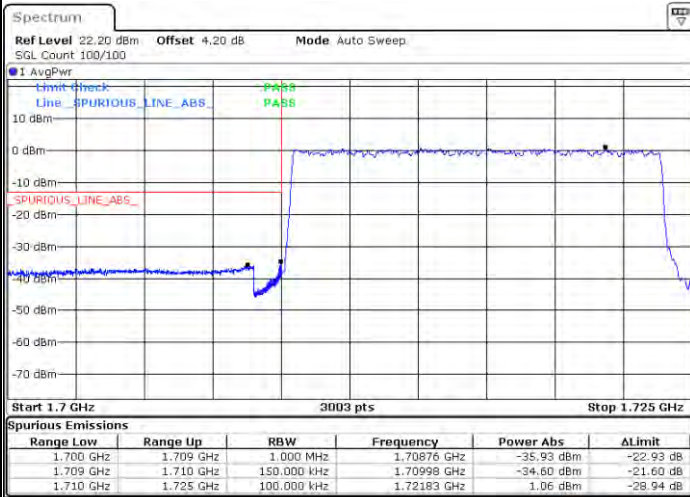


/

Date: 14, MAR, 2021 05:11:14

Lowest Band Edge / Full RB

Channel Power < -13dBm Pass



/

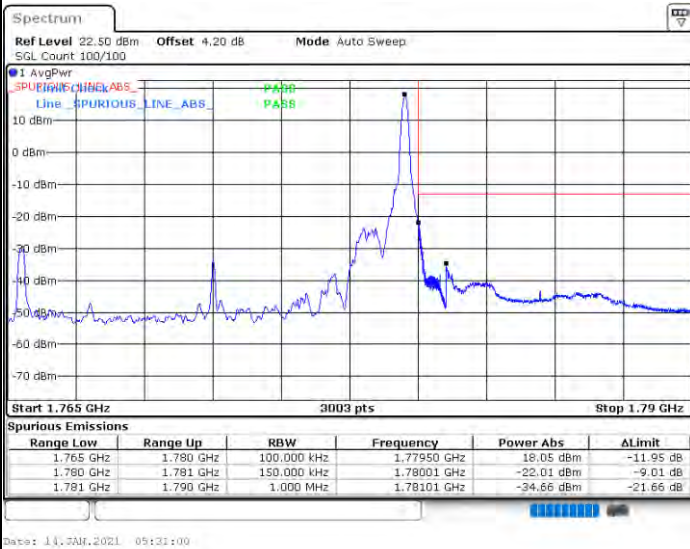
Date: 14, MAR, 2021 05:03:05



FR1 n66 / 15MHz / DFT-S OFDM BPSK

Highest Band Edge / 1 RB

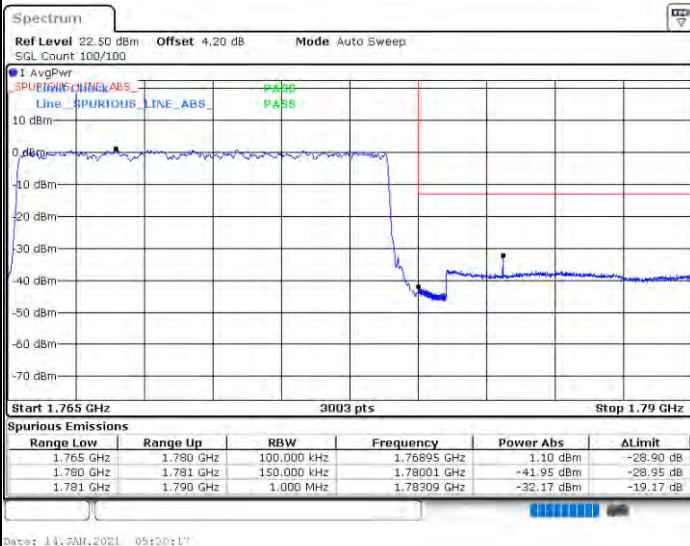
Channel Power < -13dBm Pass



/

Highest Band Edge / Full RB

Channel Power < -13dBm Pass



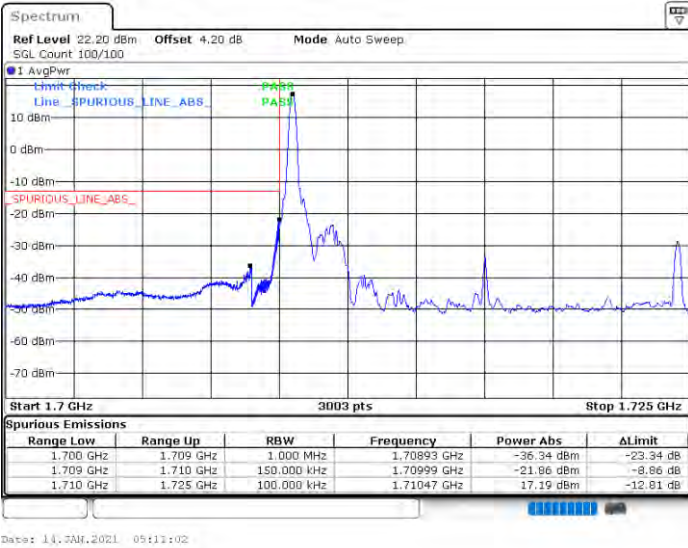
/



FR1 n66 / 15MHz / DFT-S OFDM QPSK

Lowest Band Edge / 1 RB

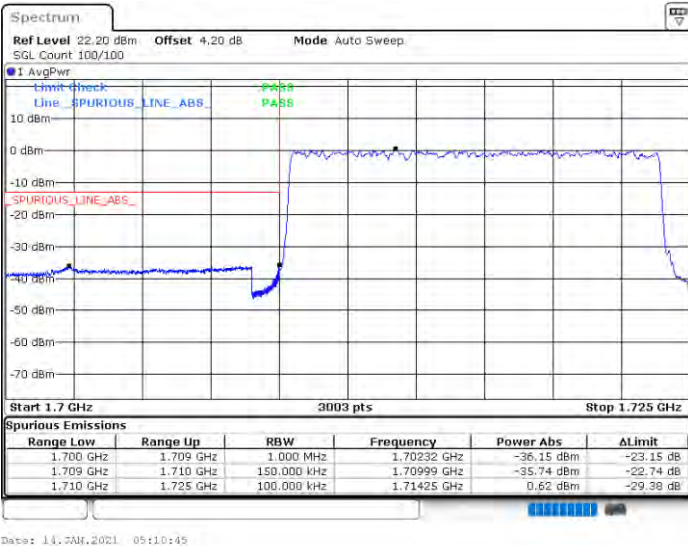
Channel Power < -13dBm Pass



/

Lowest Band Edge / Full RB

Channel Power < -13dBm Pass



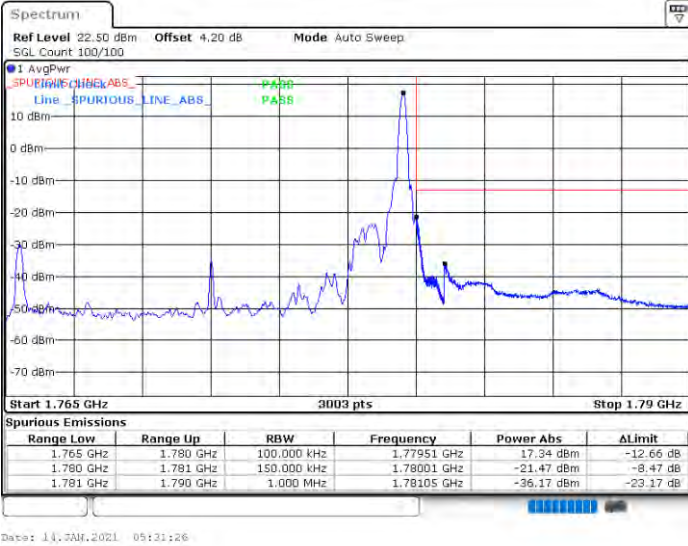
/



FR1 n66 / 15MHz / DFT-S OFDM QPSK

Highest Band Edge / 1 RB

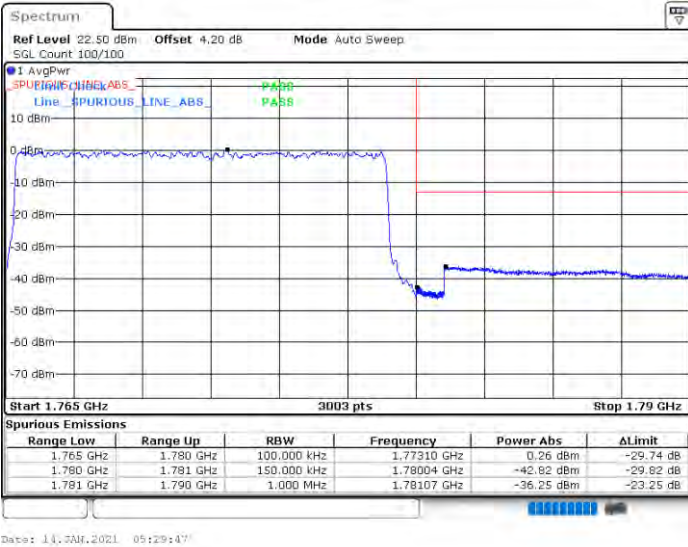
Channel Power < -13dBm Pass



/

Highest Band Edge / Full RB

Channel Power < -13dBm Pass

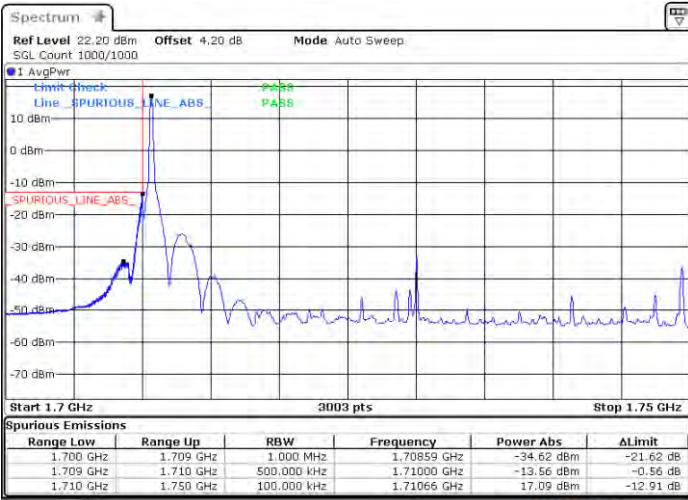


/



FR1 n66 / 40MHz / DFT-S OFDM BPSK

Lowest Band Edge / 1 RB



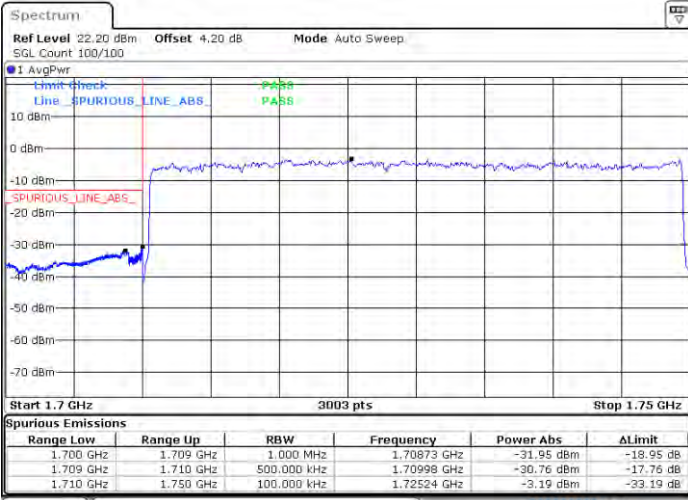
Date: 14.JAN.2021 04:17:54

Channel Power < -13dBm Pass



Date: 14.JAN.2021 04:20:56

Lowest Band Edge / Full RB



Date: 14.JAN.2021 04:21:23

Channel Power < -13dBm Pass

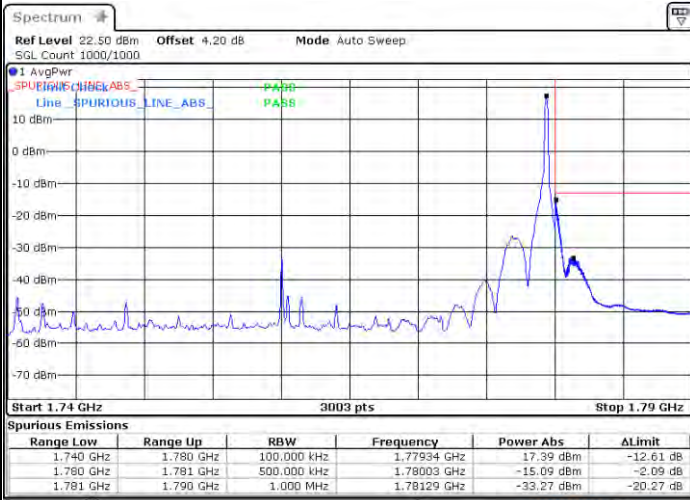
/



FR1 n66 / 40MHz / DFT-S OFDM BPSK

Highest Band Edge / 1 RB

Channel Power < -13dBm Pass



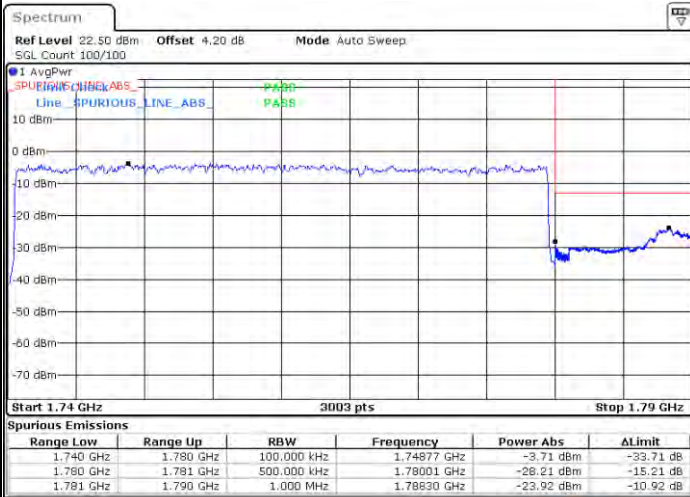
Date: 14.JAN.2021 04:03:56



Date: 14.JAN.2021 04:09:01

Highest Band Edge / Full RB

Channel Power < -13dBm Pass



Date: 14.JAN.2021 04:02:05

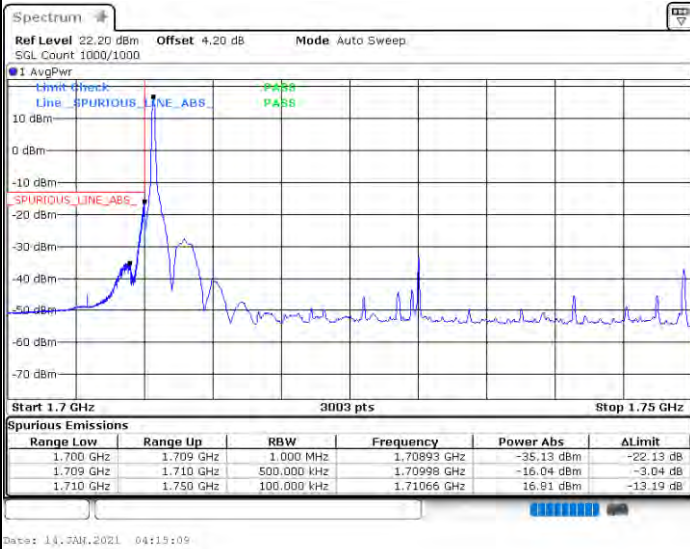
/



FR1 n66 / 40MHz / DFT-S OFDM QPSK

Lowest Band Edge / 1 RB

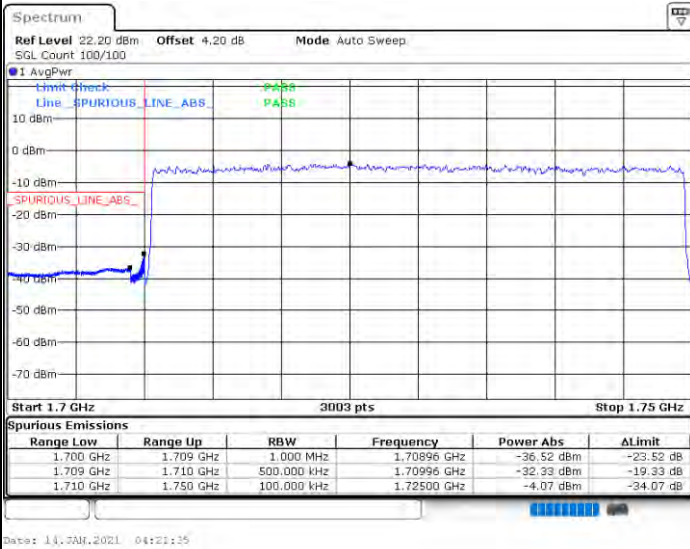
Channel Power < -13dBm Pass



/

Lowest Band Edge / Full RB

Channel Power < -13dBm Pass



/



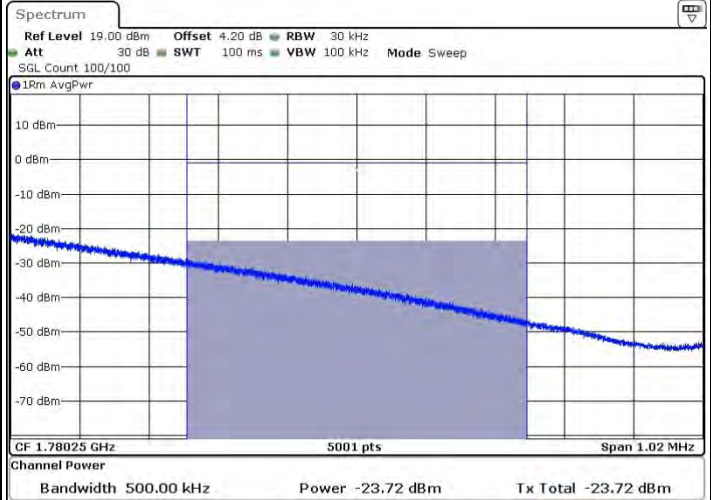
FR1 n66 / 40MHz / DFT-S OFDM QPSK

Highest Band Edge / 1 RB

Channel Power < -13dBm Pass



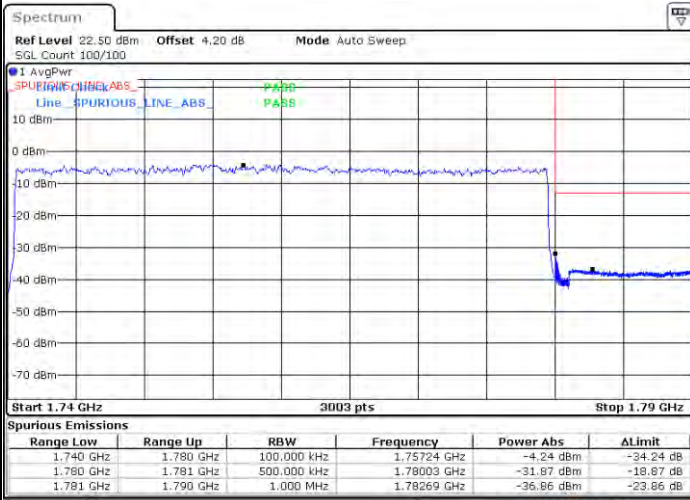
Date: 14.JAN.2021 04:11:45



Date: 14.JAN.2021 04:09:35

Highest Band Edge / Full RB

Channel Power < -13dBm Pass



Date: 14.JAN.2021 04:01:51

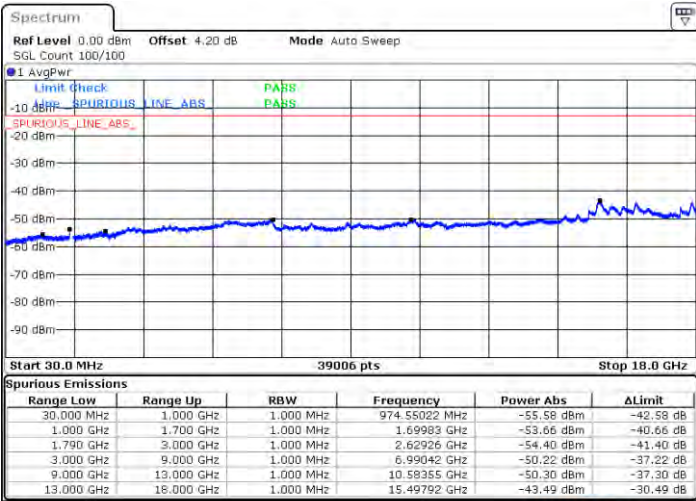


Conducted Spurious Emission

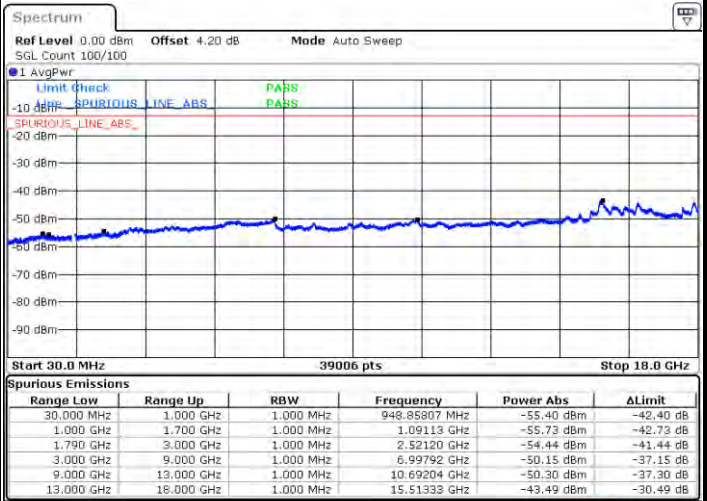
FR1 n66 / 5MHz / DFT-S OFDM / BPSK

Lowest Channel / 1RB

Middle Channel / 1RB

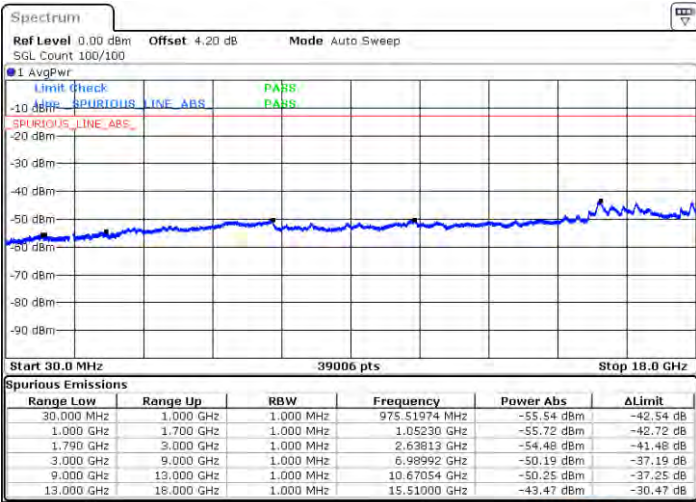


Date: 14.JAN.2021 06:03:16



Date: 14.JAN.2021 06:04:59

Highest Channel / 1RB



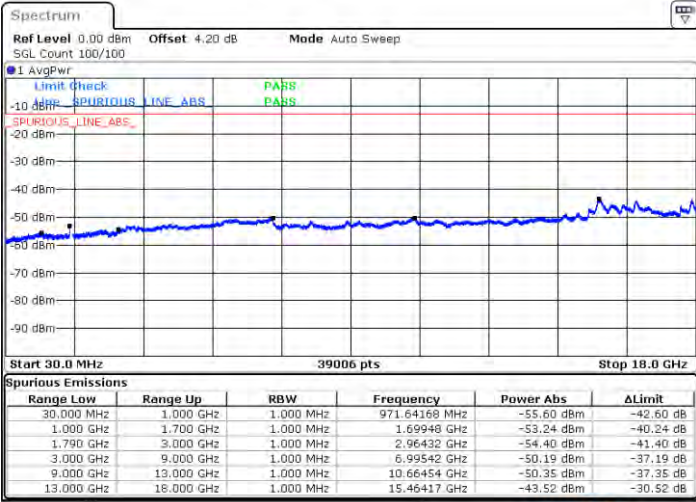
Date: 14.JAN.2021 06:11:27



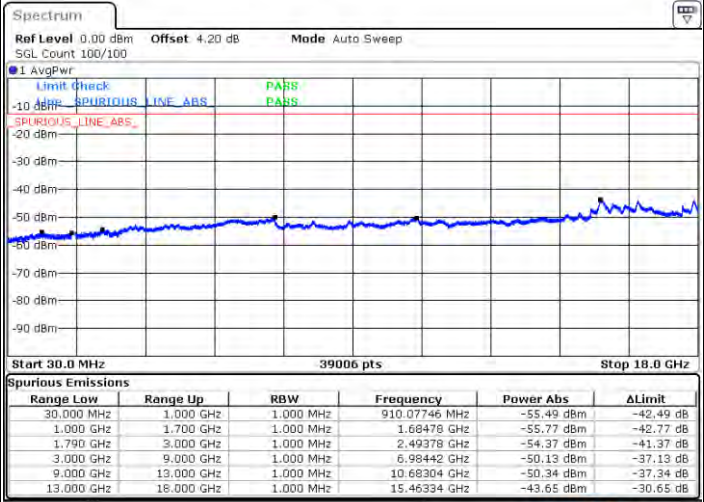
FR1 n66 / 5MHz / DFT-S OFDM / QPSK

Lowest Channel / 1RB

Middle Channel / 1RB

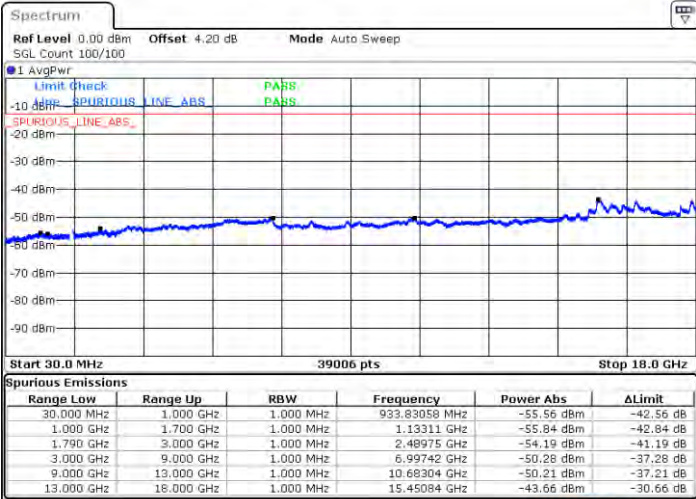


Date: 14.JAN.2021 06:01:52



Date: 14.JAN.2021 06:07:34

Highest Channel / 1RB



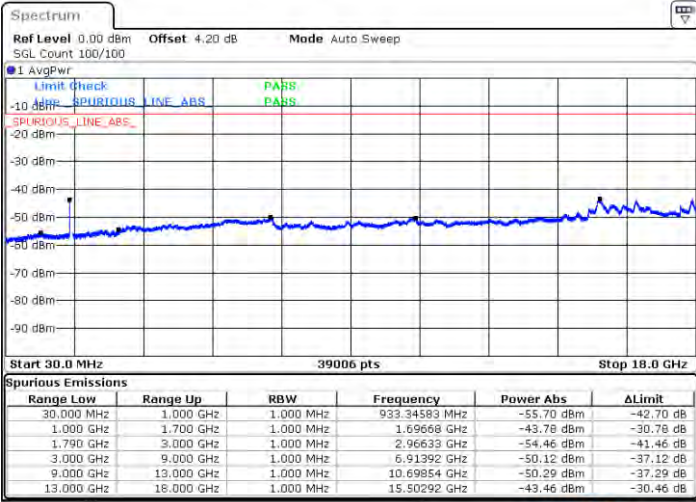
Date: 14.JAN.2021 06:08:36



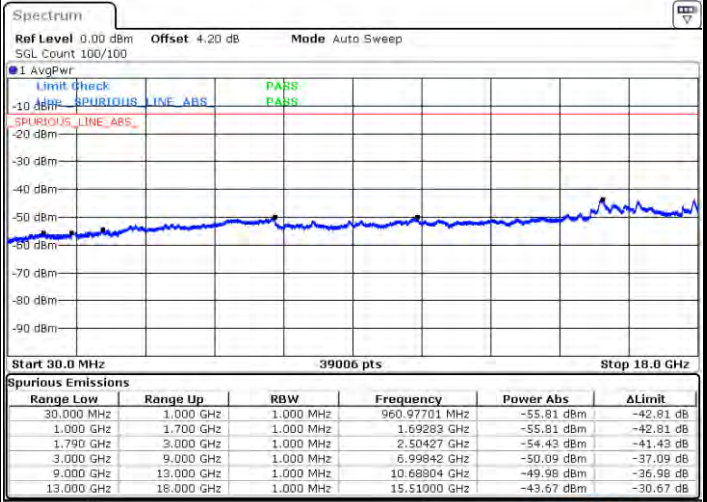
FR1 n66 / 15MHz / DFT-S OFDM / BPSK

Lowest Channel / 1RB

Middle Channel / 1RB

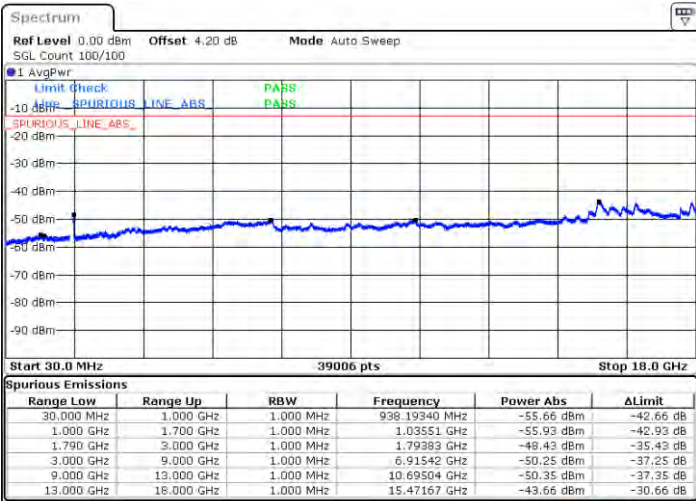


Date: 14.JAN.2021 09:14:02



Date: 14.JAN.2021 09:25:09

Highest Channel / 1RB



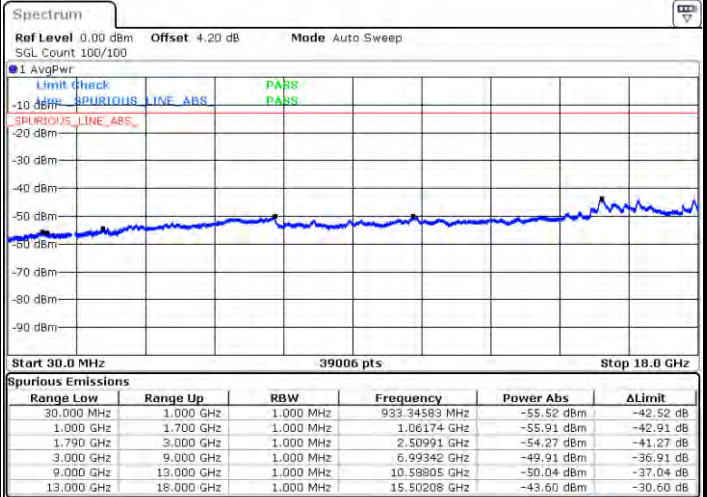
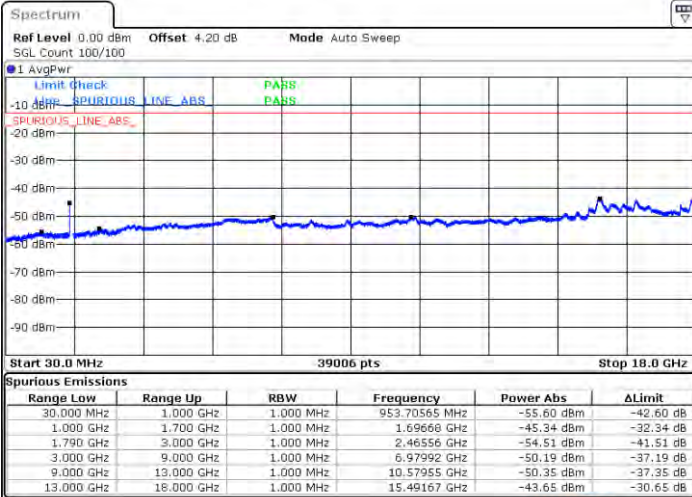
Date: 14.JAN.2021 09:34:12



FR1 n66 / 15MHz / DFT-S OFDM / QPSK

Lowest Channel / 1RB

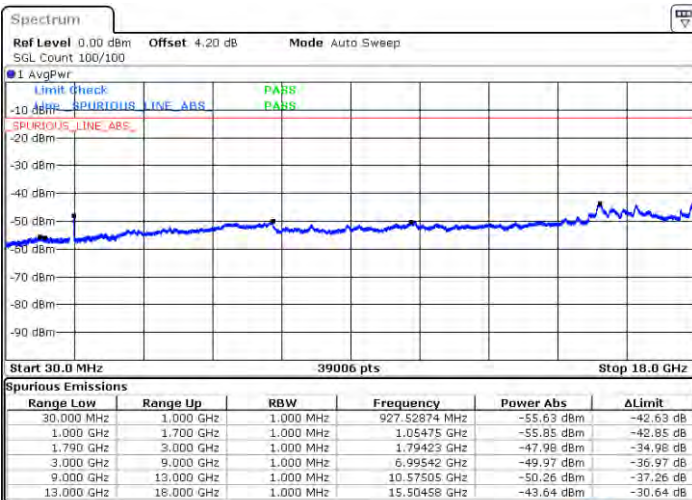
Middle Channel / 1RB



Date: 14.JAN.2021 05:21:40

Date: 14.JAN.2021 05:26:50

Highest Channel / 1RB

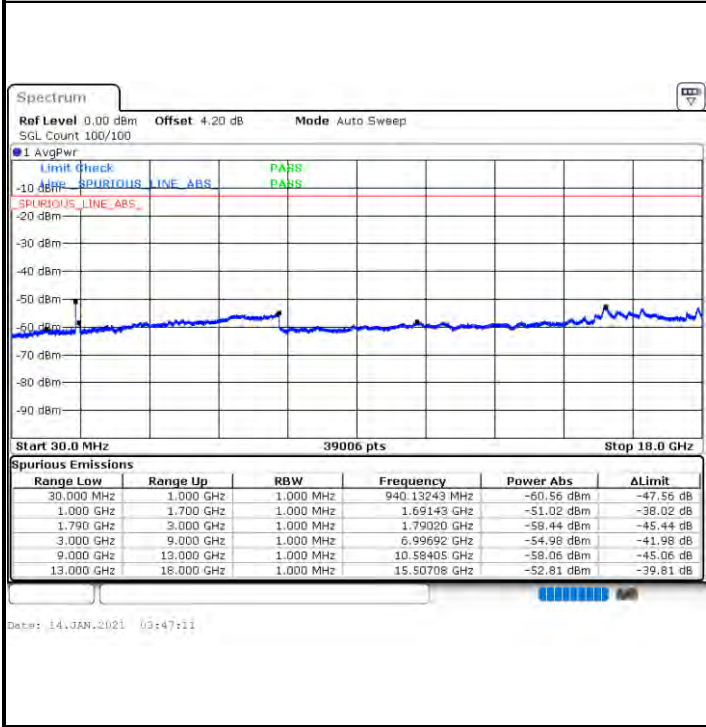


Date: 14.JAN.2021 05:32:46

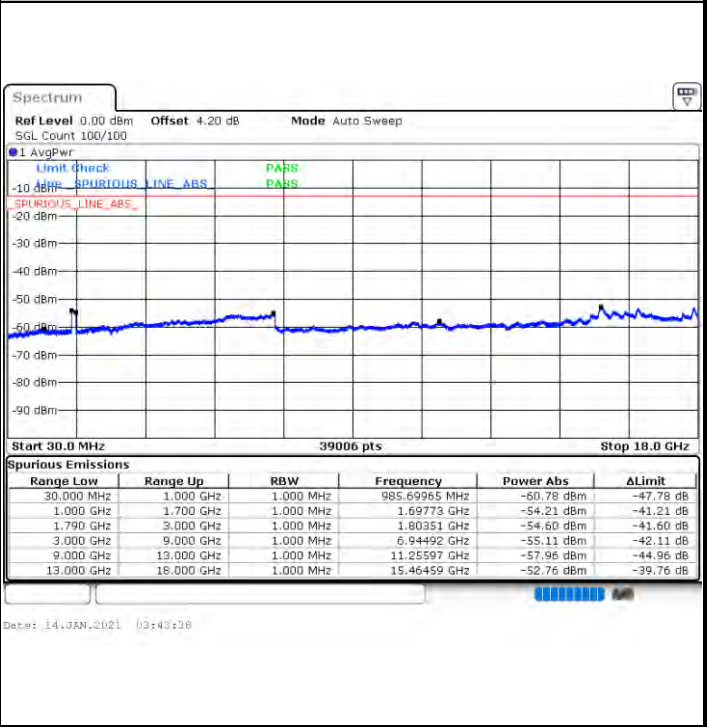


FR1 n66 / 40MHz / DFT-S OFDM / BPSK

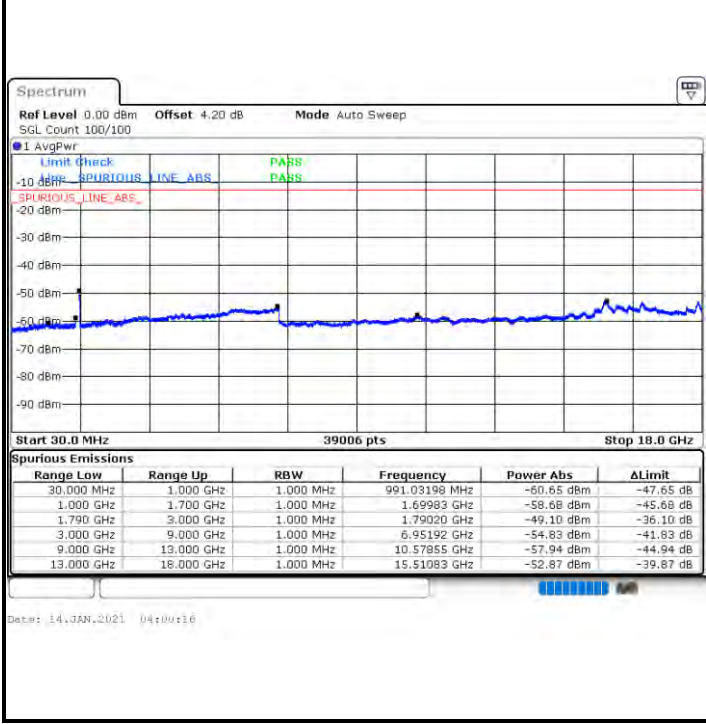
Lowest Channel / 1RB



Middle Channel / 1RB



Highest Channel / 1RB

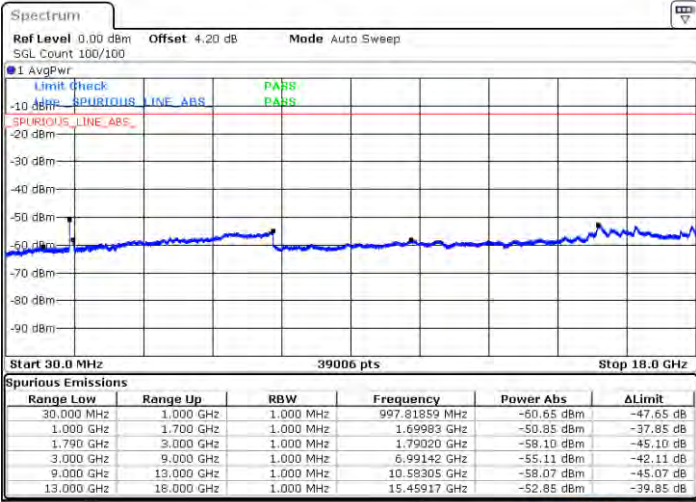




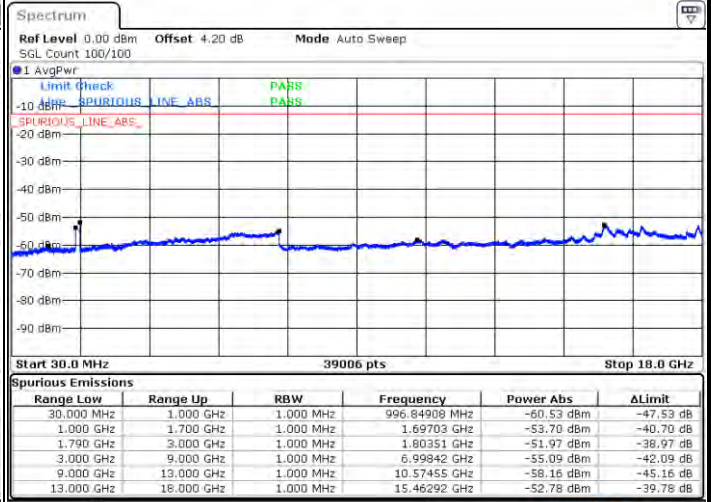
FR1 n66 / 40MHz / DFT-S OFDM / QPSK

Lowest Channel / 1RB

Middle Channel / 1RB

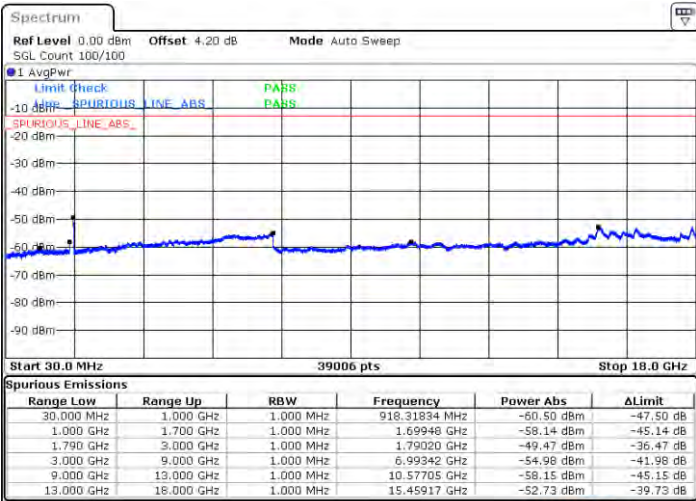


Date: 14.JAN.2021 03:51:32



Date: 14.JAN.2021 03:46:45

Highest Channel / 1RB



Date: 14.JAN.2021 03:58:44



Frequency Stability

Test Conditions		NR n66 (BPSK) / Middle Channel	Limit
Temperature (°C)	Voltage (Volt)	BW 20MHz	Within Band
		Deviation (ppm)	Result
50	Normal Voltage	0.0022	PASS
40	Normal Voltage	0.0018	
30	Normal Voltage	0.0016	
20(Ref.)	Normal Voltage	0.0013	
10	Normal Voltage	0.0017	
0	Normal Voltage	0.0012	
-10	Normal Voltage	0.0025	
-20	Normal Voltage	0.0015	
-30	Normal Voltage	0.0017	
20	Maximum Voltage	0.0018	
20	Normal Voltage	0.0013	
20	Battery End Point	0.0015	

Note:

1. Normal Voltage =3.3 V. ; Battery End Point (BEP) =3.14 V. ; Maximum Voltage =4.4 V.
2. Note: The frequency fundamental emissions stay within the authorized frequency block.



FR1 n66 NSA

Peak-to-Average Ratio

Mode	FR1 n66+48A / 5MHz / DFT-S OFDM				
Mod.	PI/2 BPSK	PI/2 BPSK	QPSK	QPSK	Limit: 13dB
RB Size	1RB	Full RB	1RB	Full RB	Result
Lowest CH	3.51	4.06	4.99	5.30	PASS
Middle CH	3.54	4.06	5.13	5.30	
Highest CH	3.54	4.00	5.07	5.30	



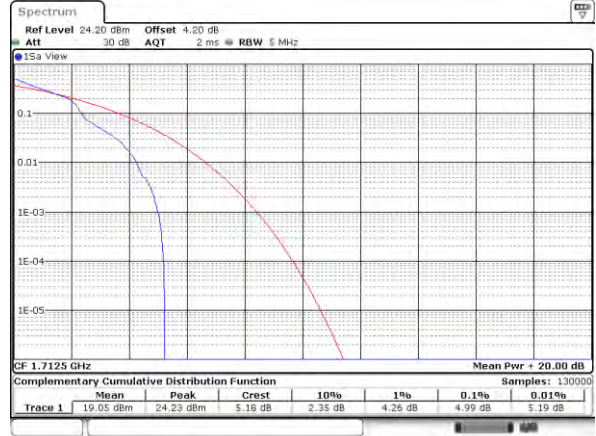
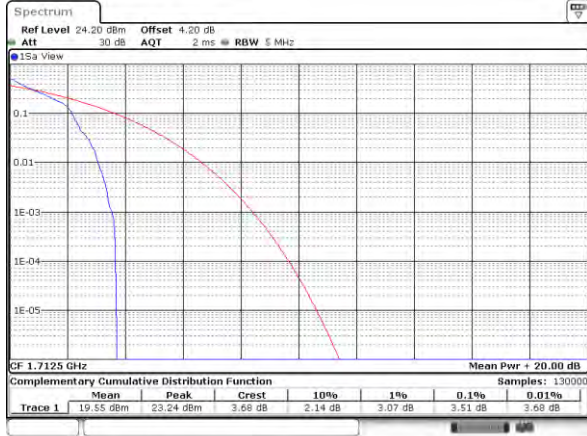
FR1 n66+48A / 5MHz / DFT-S OFDM

PI/2 BPSK

QPSK

Lowest Channel / 1RB

Lowest Channel / 1RB

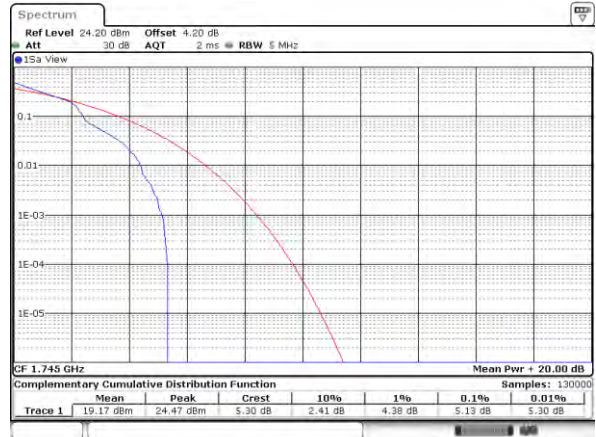
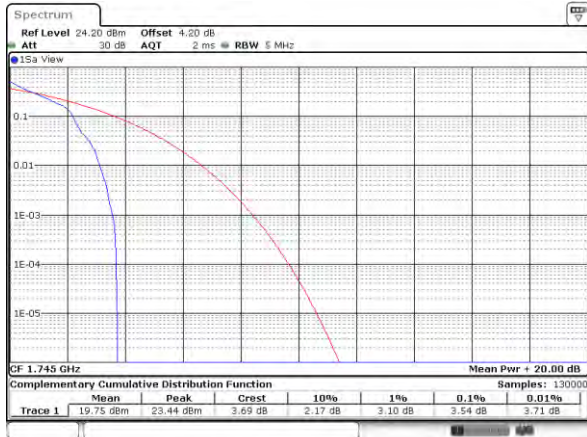


Date: 21, JAN, 2021 13:57:51

Date: 21, JAN, 2021 13:58:36

Middle Channel / 1 RB

Middle Channel / 1 RB

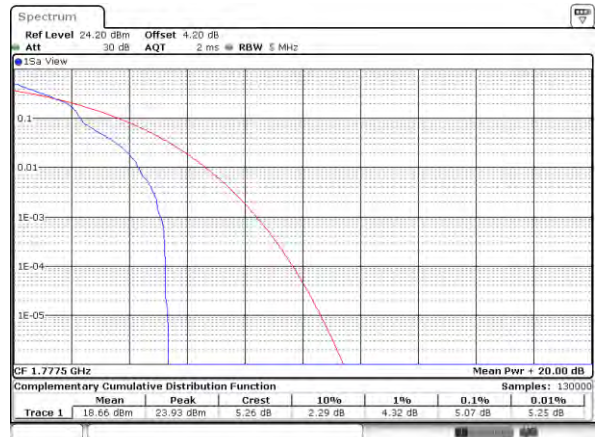
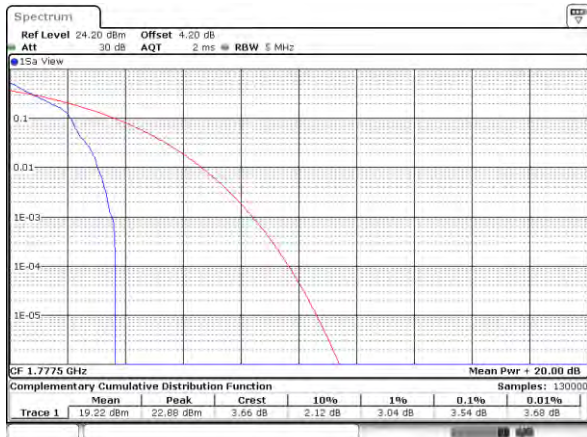


Date: 21, JAN, 2021 16:00:07

Date: 21, JAN, 2021 13:59:55

Highest Channel / 1 RB

Highest Channel / 1 RB



Date: 21, JAN, 2021 16:00:32

Date: 21, JAN, 2021 16:00:44



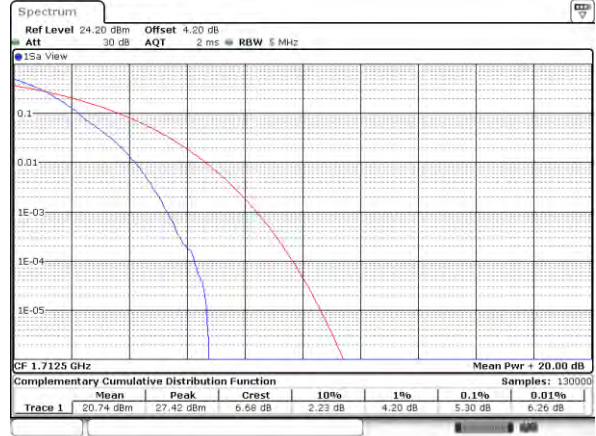
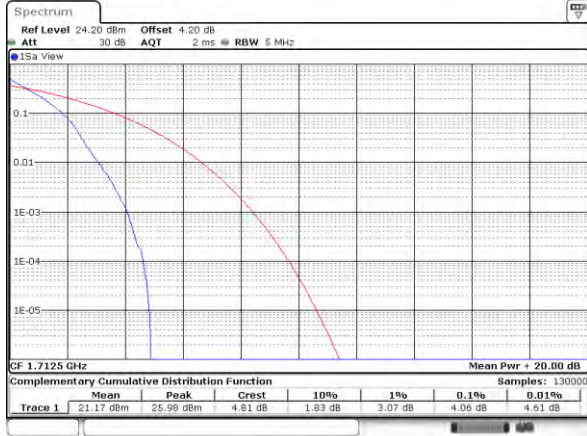
FR1 n66+48A / 5MHz / DFT-S OFDM

PI/2 BPSK

QPSK

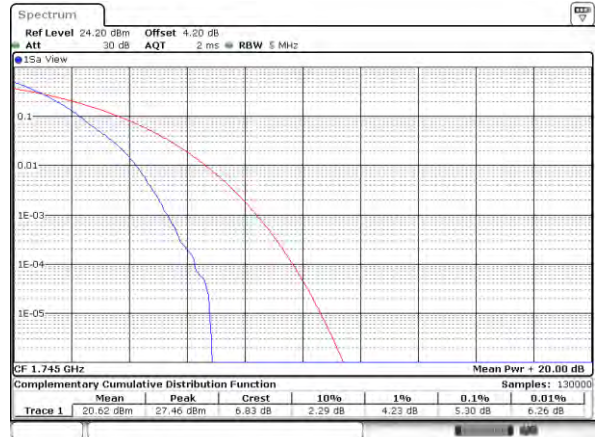
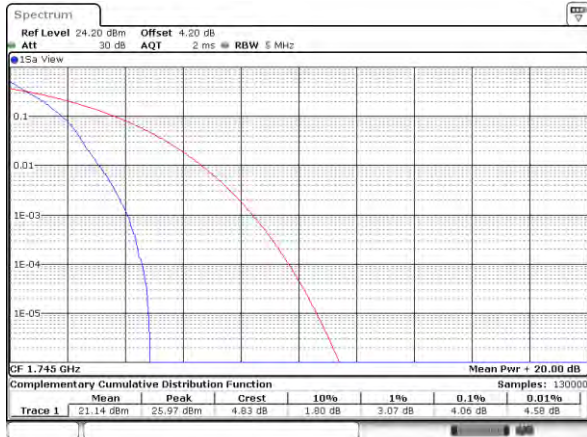
Lowest Channel / Full RB

Lowest Channel / Full RB



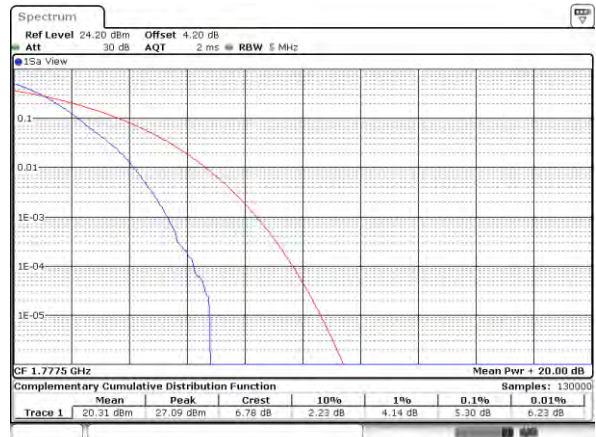
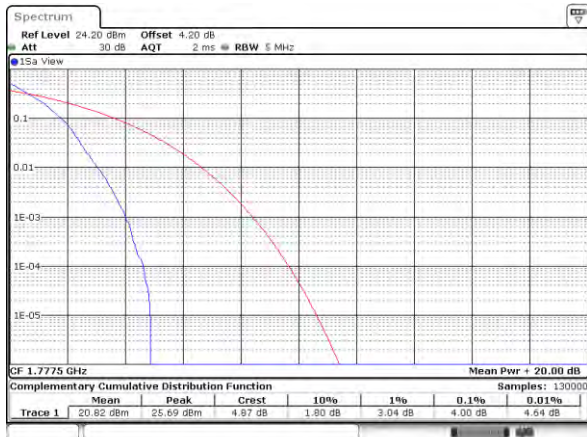
Middle Channel / Full RB

Middle Channel / Full RB



Highest Channel / Full RB

Highest Channel / Full RB





26dB Bandwidth

Mode	FR1 n66+48A : 26dB BW(MHz) / CP-OFDM							
BW	5MHz	5MHz	5MHz	5MHz				
Mod.	QPSK	16QAM	64QAM	256QAM				
Middle CH	4.92	4.88	4.92	4.84				

Mode	FR1 n66+48A : 26dB BW(MHz) / CP-OFDM							
BW	10MHz	10MHz	10MHz	10MHz				
Mod.	QPSK	16QAM	64QAM	256QAM				
Middle CH	9.95	9.81	9.79	9.83				

Mode	FR1 n66+48A : 26dB BW(MHz) / CP-OFDM							
BW	15MHz	15MHz	15MHz	15MHz				
Mod.	QPSK	16QAM	64QAM	256QAM				
Middle CH	14.96	14.93	14.98	14.84				

Mode	FR1 n66+48A : 26dB BW(MHz) / CP-OFDM							
BW	20MHz	20MHz	20MHz	20MHz				
Mod.	QPSK	16QAM	64QAM	256QAM				
Middle CH	19.90	19.90	19.90	19.98				

Mode	FR1 n66+48A : 26dB BW(MHz) / CP-OFDM							
BW	40MHz	40MHz	40MHz	40MHz				
Mod.	QPSK	16QAM	64QAM	256QAM				
Middle CH	41.00	40.84	40.92	41.08				



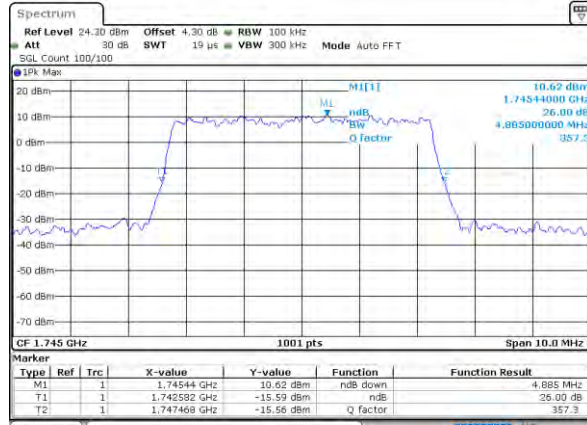
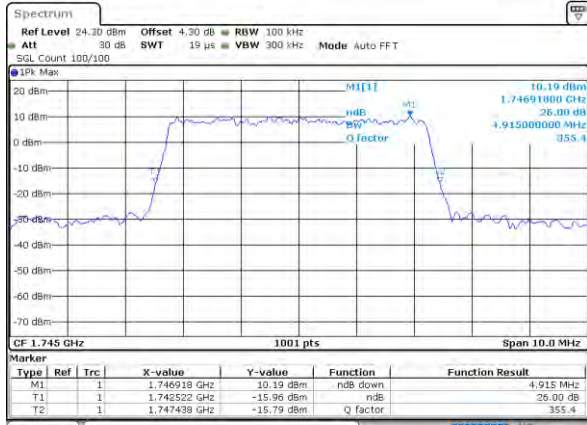
FR1 n66+48A / 5MHz / CP-OFDM

QPSK

16QAM

Middle Channel

Middle Channel



Date: 13.JAN.2021 22:46:59

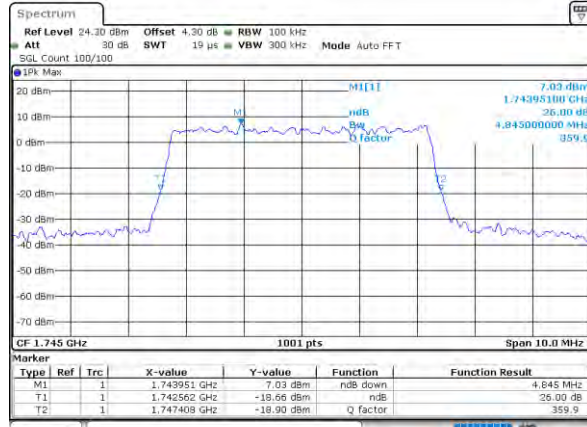
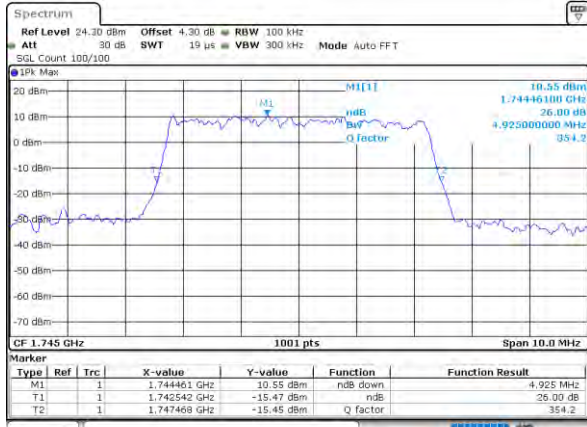
Date: 13.JAN.2021 22:47:24

64QAM

256QAM

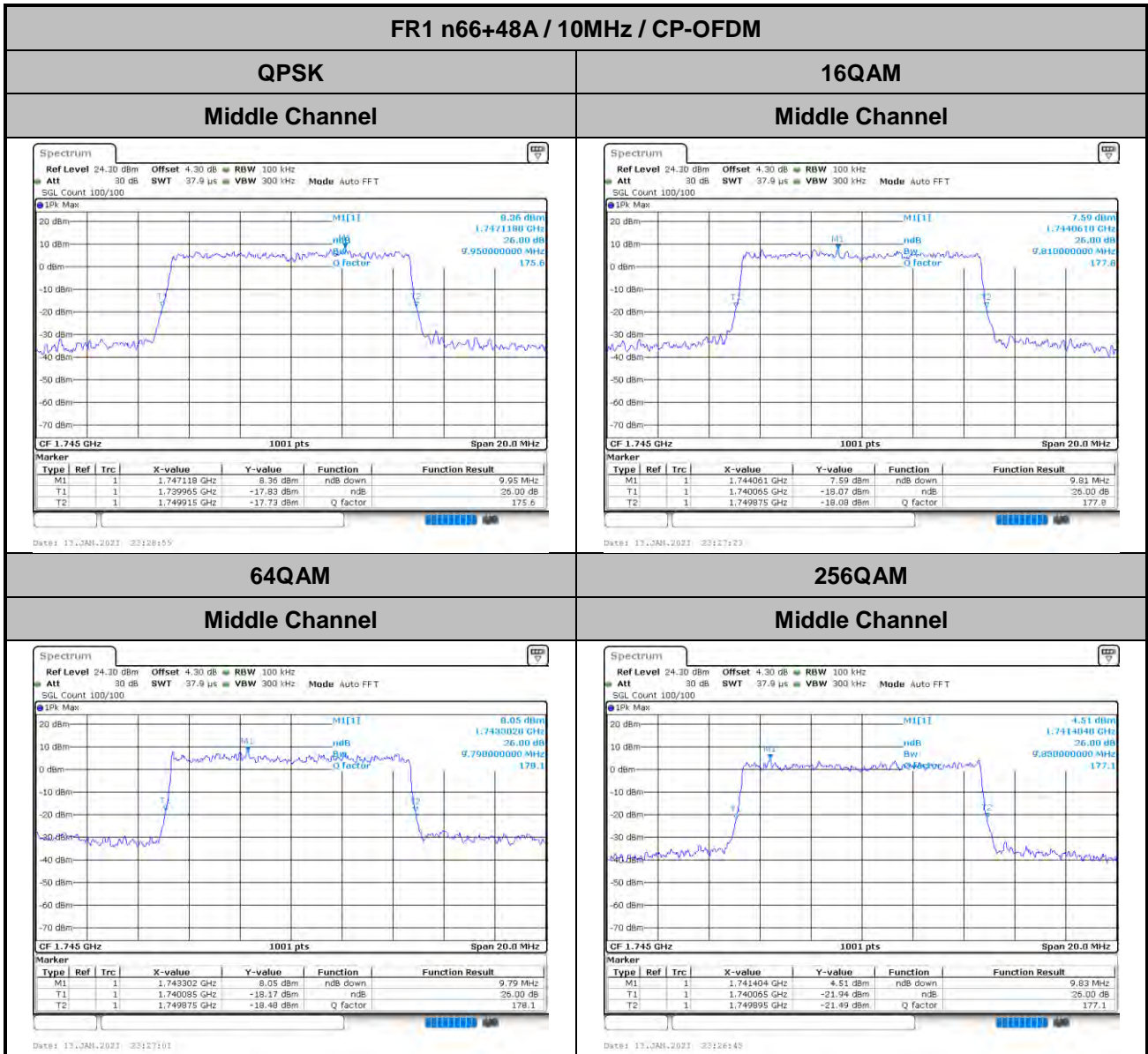
Middle Channel

Middle Channel



Date: 13.JAN.2021 22:47:47

Date: 13.JAN.2021 22:48:03





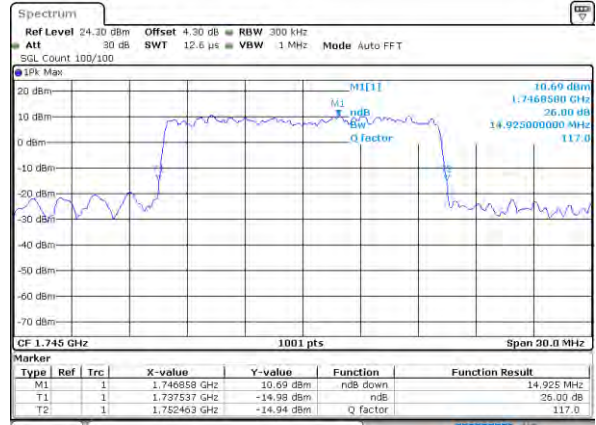
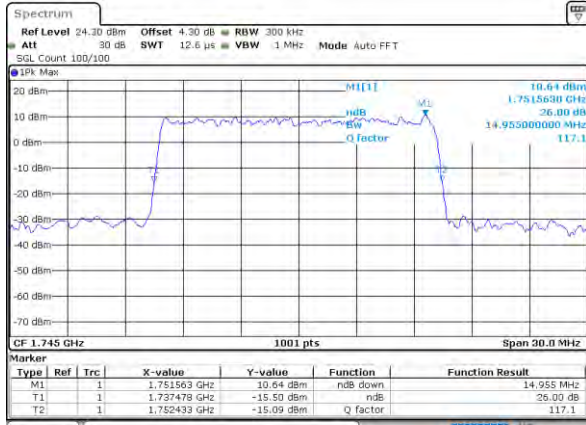
FR1 n66+48A / 15MHz / CP-OFDM

QPSK

16QAM

Middle Channel

Middle Channel



Date: 13, JAN, 2021 23:38:33

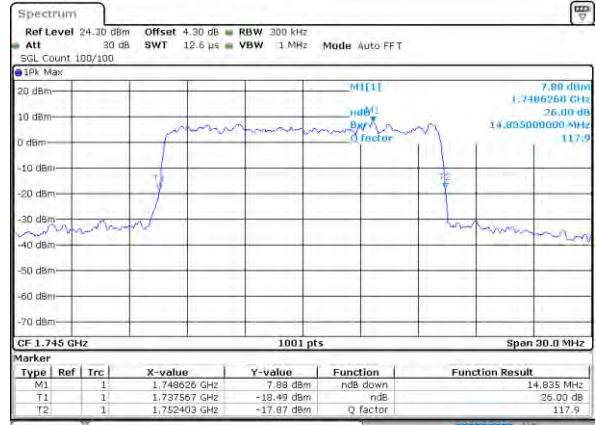
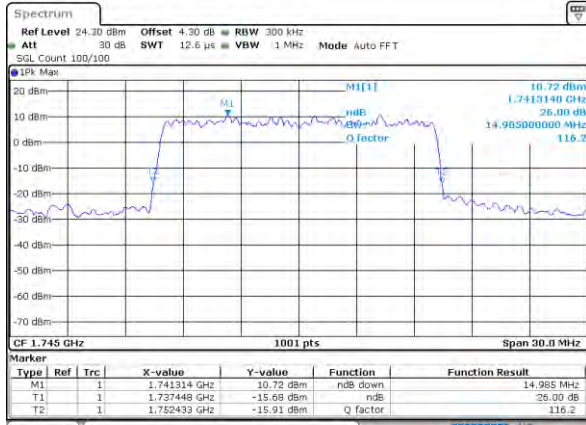
Date: 13, JAN, 2021 23:39:48

64QAM

256QAM

Middle Channel

Middle Channel



Date: 13, JAN, 2021 23:38:43

Date: 13, JAN, 2021 23:59:14



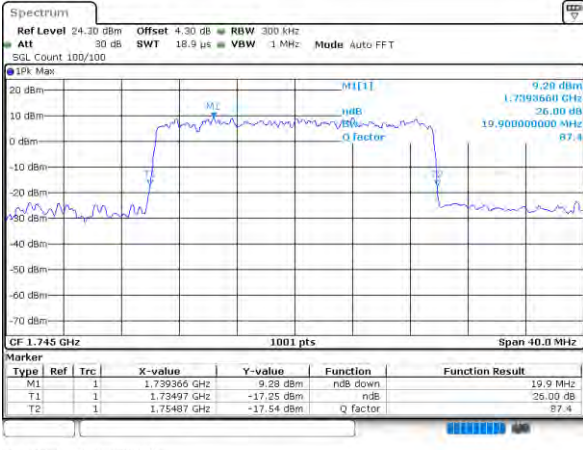
FR1 n66+48A / 20MHz / CP-OFDM

QPSK

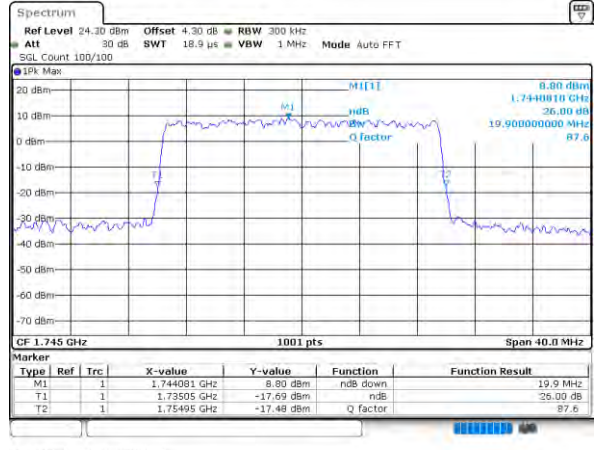
16QAM

Middle Channel

Middle Channel



Date: 14, JAN, 2021 00:00:37



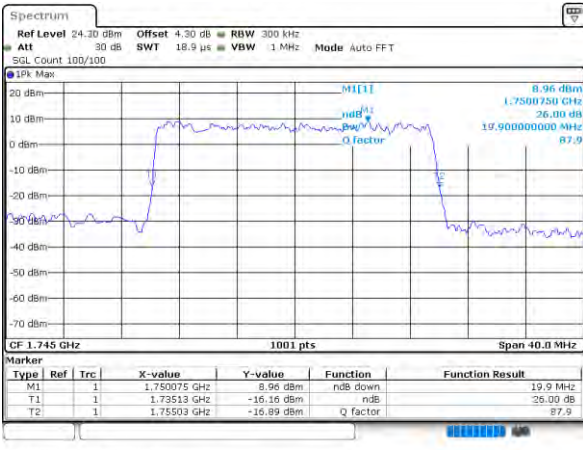
Date: 14, JAN, 2021 00:00:23

64QAM

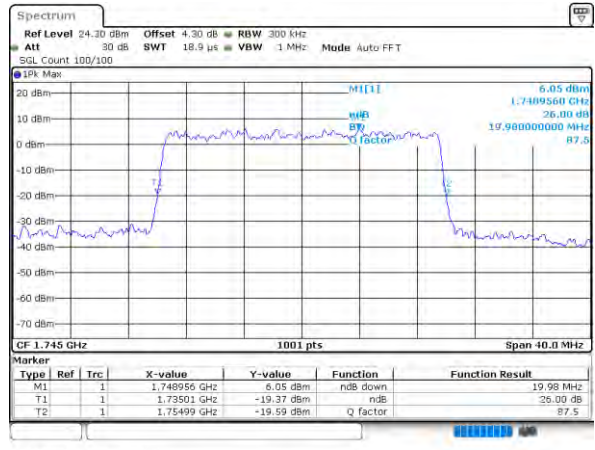
256QAM

Middle Channel

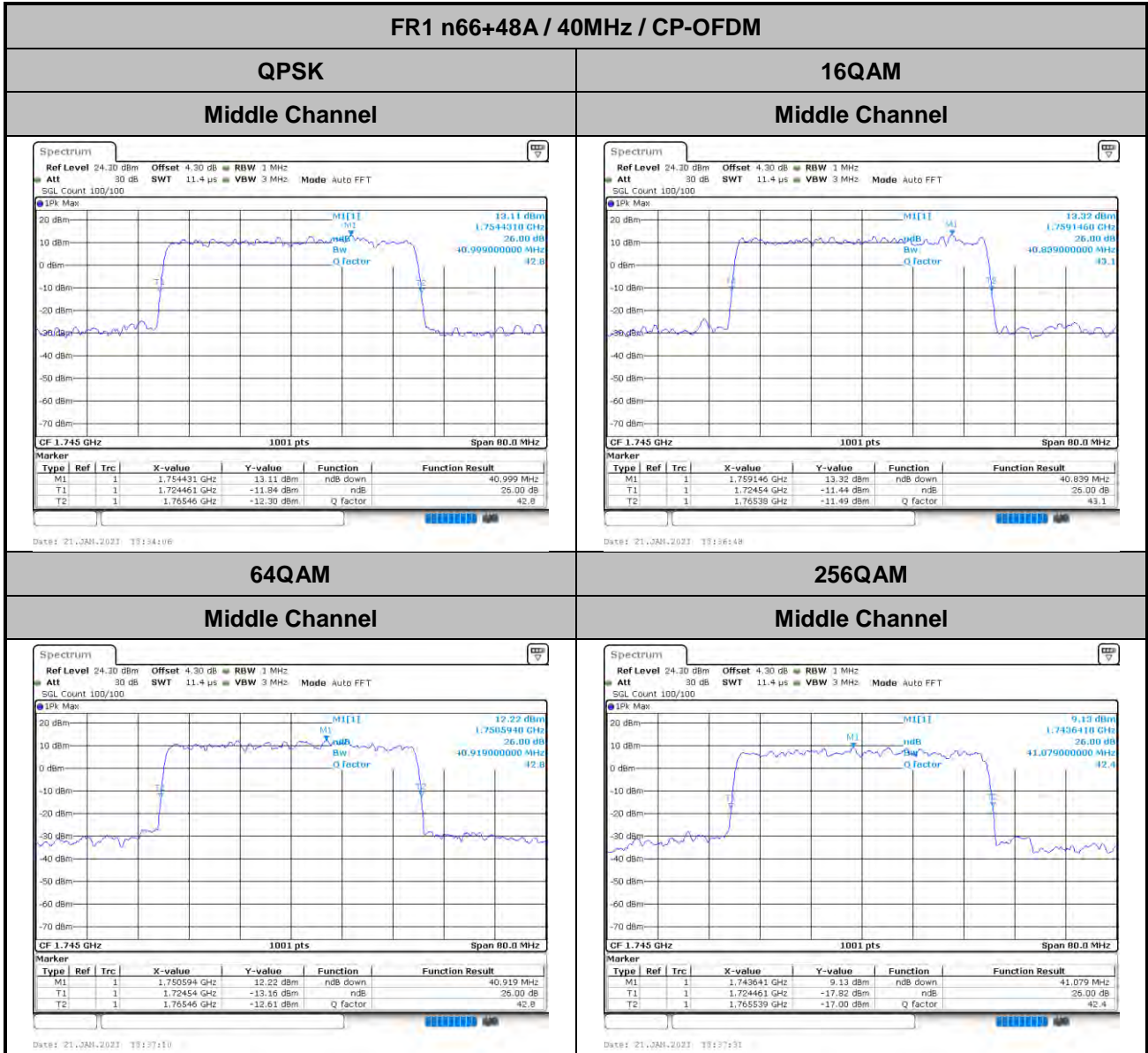
Middle Channel



Date: 14, JAN, 2021 00:00:09



Date: 13, JAN, 2021 23:59:53





Occupied Bandwidth

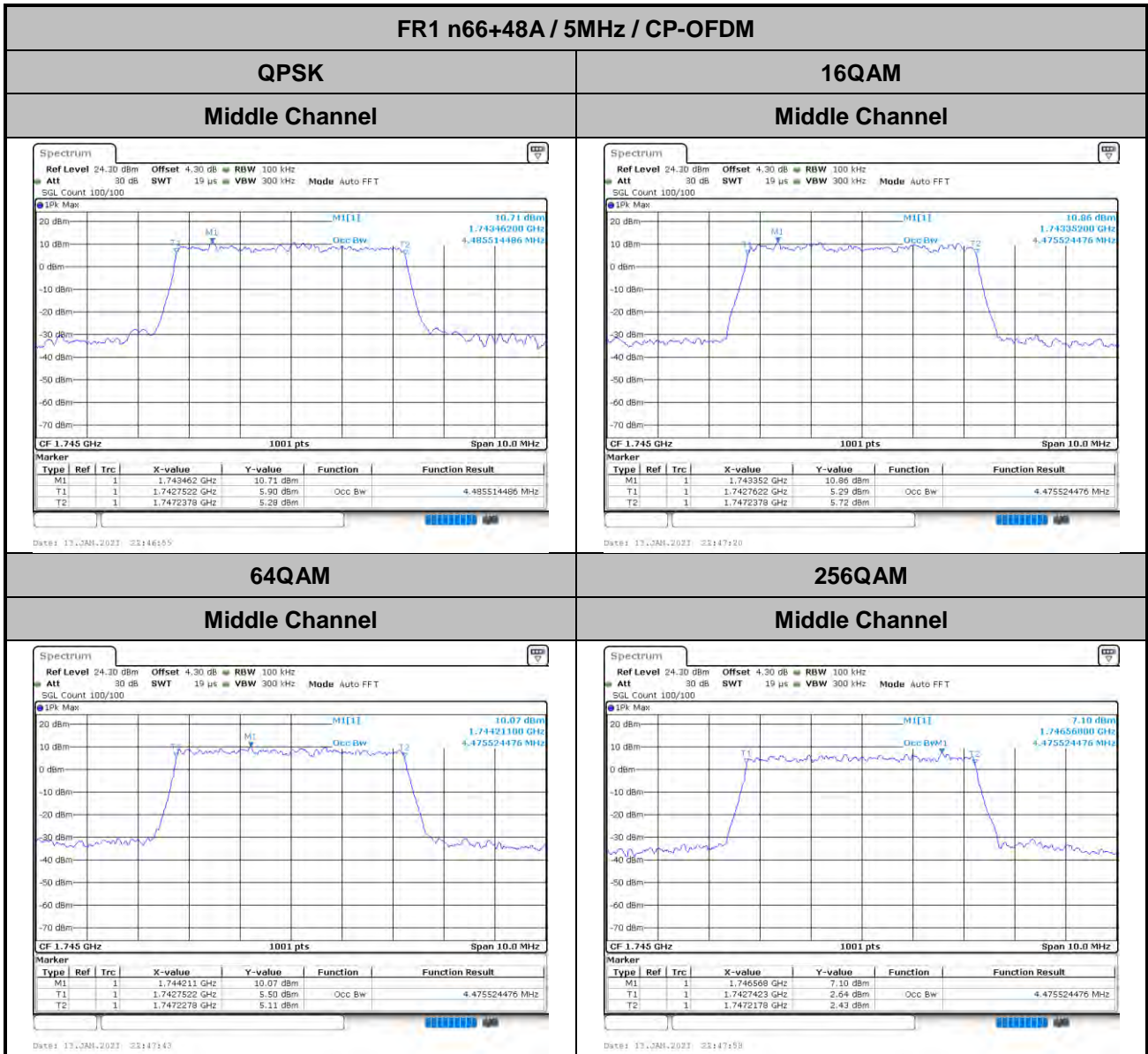
Mode	FR1 n66+48A : OBW(MHz) / CP-OFDM							
BW	5MHz	5MHz	5MHz	5MHz				
Mod.	QPSK	16QAM	64QAM	256QAM				
Middle CH	4.49	4.48	4.48	4.48				

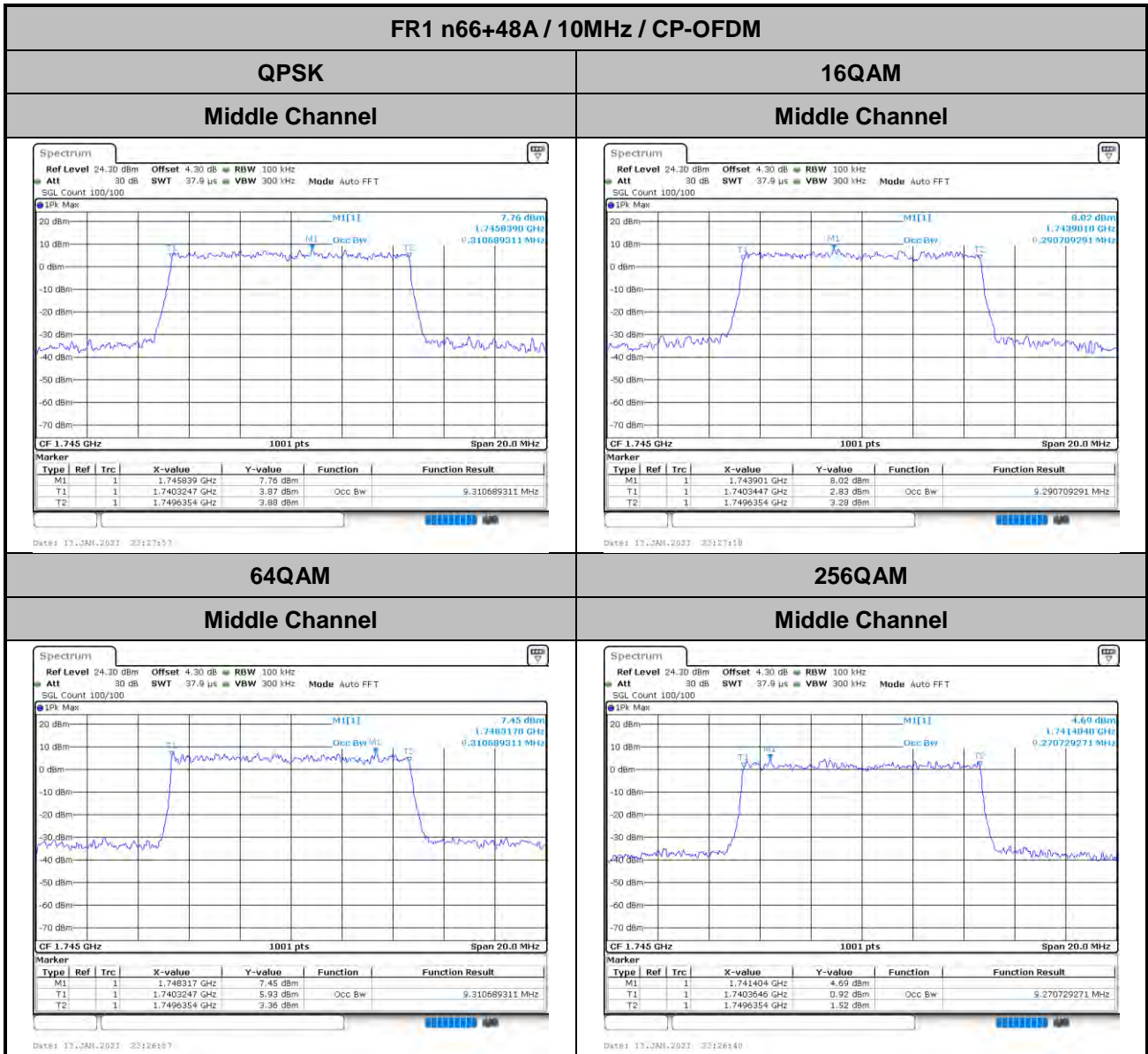
Mode	FR1 n66+48A : OBW(MHz) / CP-OFDM							
BW	10MHz	10MHz	10MHz	10MHz				
Mod.	QPSK	16QAM	64QAM	256QAM				
Middle CH	9.31	9.29	9.31	9.27				

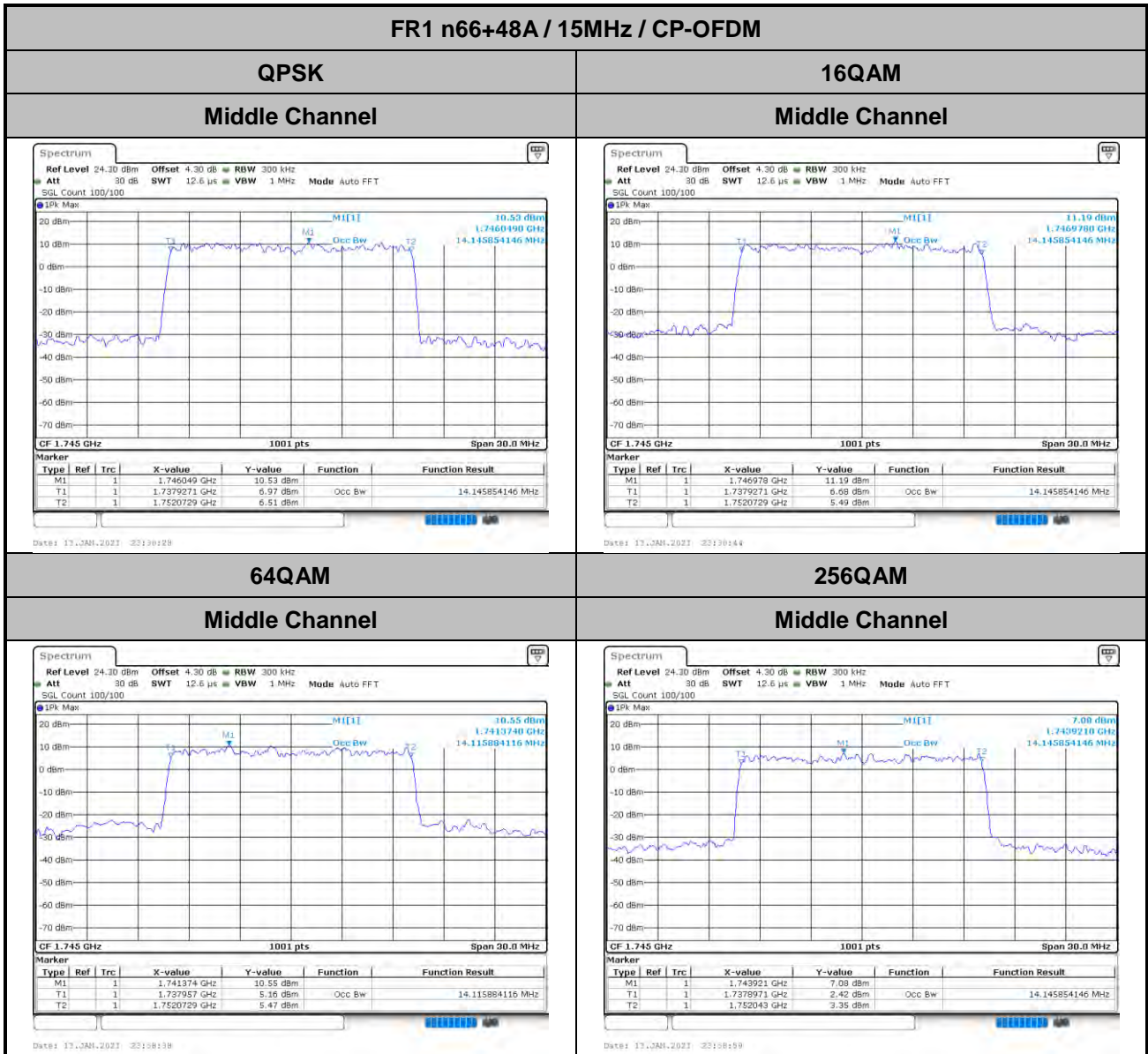
Mode	FR1 n66+48A : OBW(MHz) / CP-OFDM							
BW	15MHz	15MHz	15MHz	15MHz				
Mod.	QPSK	16QAM	64QAM	256QAM				
Middle CH	14.15	14.15	14.12	14.15				

Mode	FR1 n66+48A : OBW(MHz) / CP-OFDM							
BW	20MHz	20MHz	20MHz	20MHz				
Mod.	QPSK	16QAM	64QAM	256QAM				
Middle CH	18.98	18.98	18.94	18.98				

Mode	FR1 n66+48A : OBW(MHz) / CP-OFDM							
BW	40MHz	40MHz	40MHz	40MHz				
Mod.	QPSK	16QAM	64QAM	256QAM				
Middle CH	38.68	38.60	38.92	38.68				









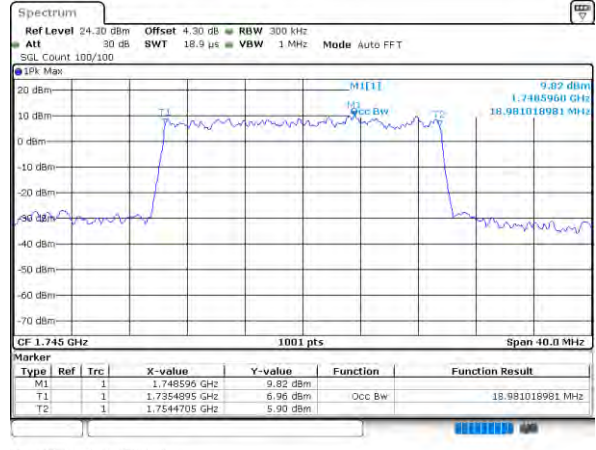
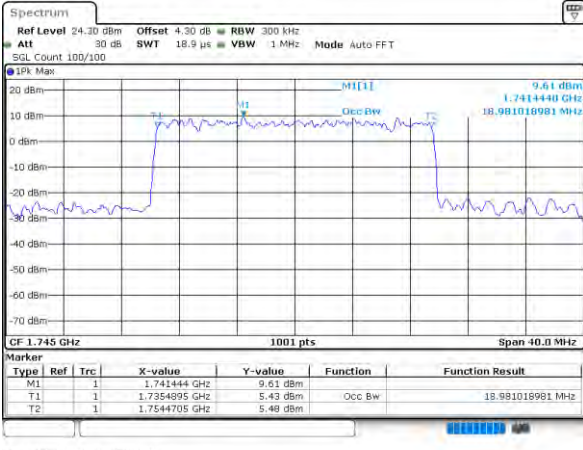
FR1 n66+48A / 20MHz / CP-OFDM

QPSK

16QAM

Middle Channel

Middle Channel



Date: 14.JAN.2021 00:08:33

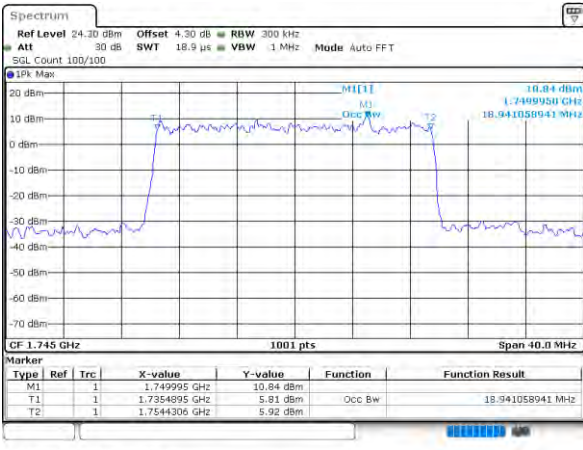
Date: 14.JAN.2021 00:08:18

64QAM

256QAM

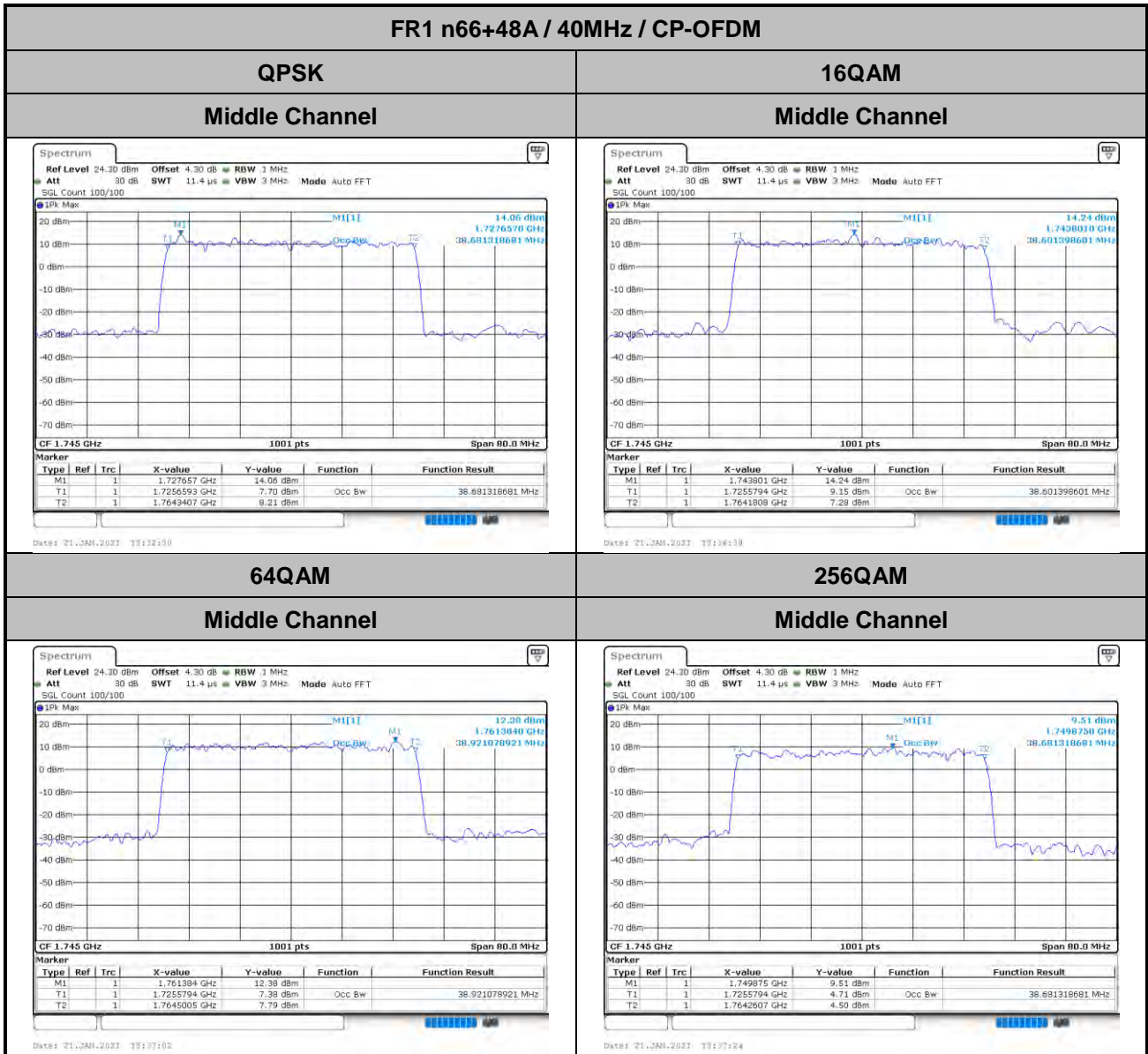
Middle Channel

Middle Channel



Date: 14.JAN.2021 00:08:05

Date: 13.JAN.2021 23:59:48

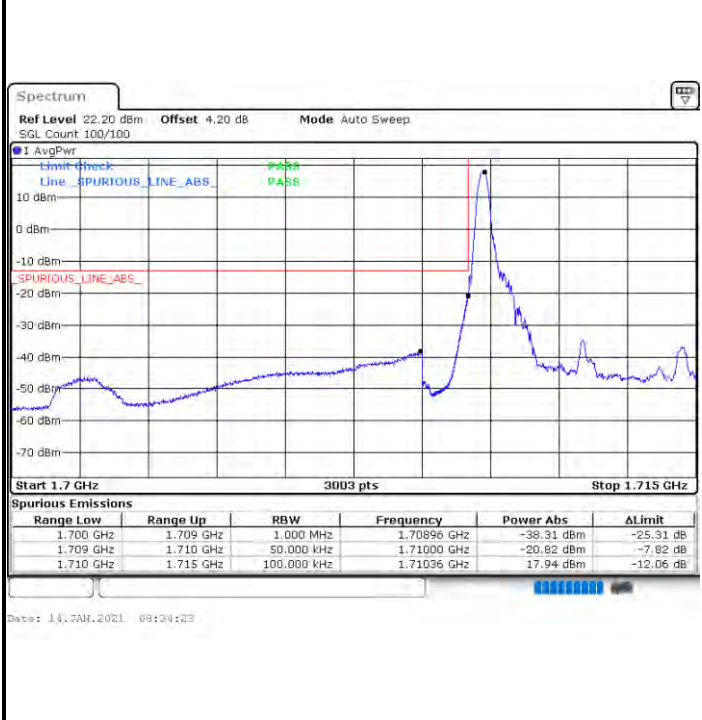




Conducted Band Edge

FR1 n66+48A / 5MHz / DFT-S OFDM BPSK

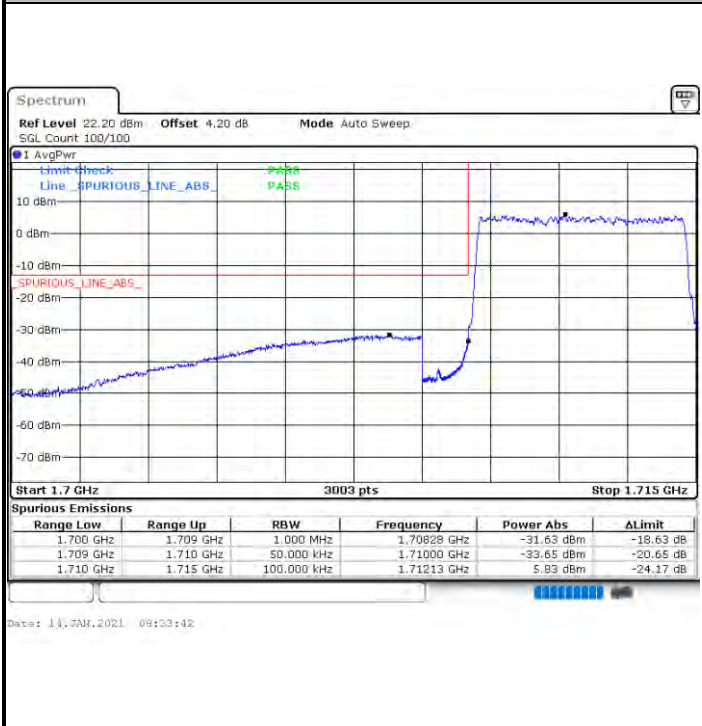
Lowest Band Edge / 1 RB



Channel Power < -13dBm Pass

/

Lowest Band Edge / Full RB



Channel Power < -13dBm Pass

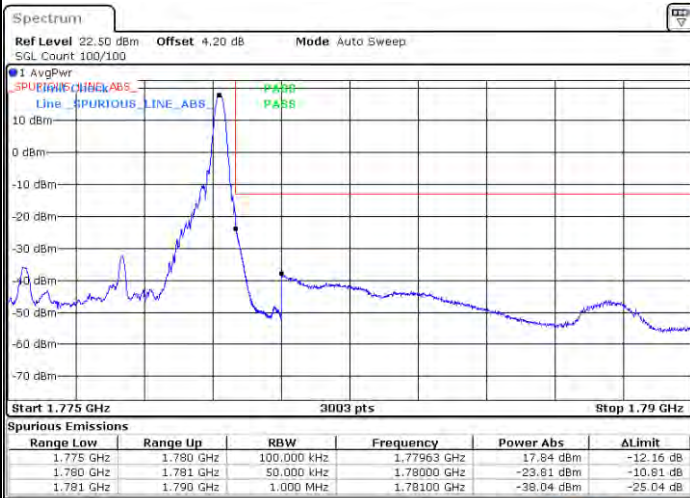
/



FR1 n66+48A / 5MHz / DFT-S OFDM BPSK

Highest Band Edge / 1 RB

Channel Power < -13dBm Pass



/

Highest Band Edge / Full RB

Channel Power < -13dBm Pass



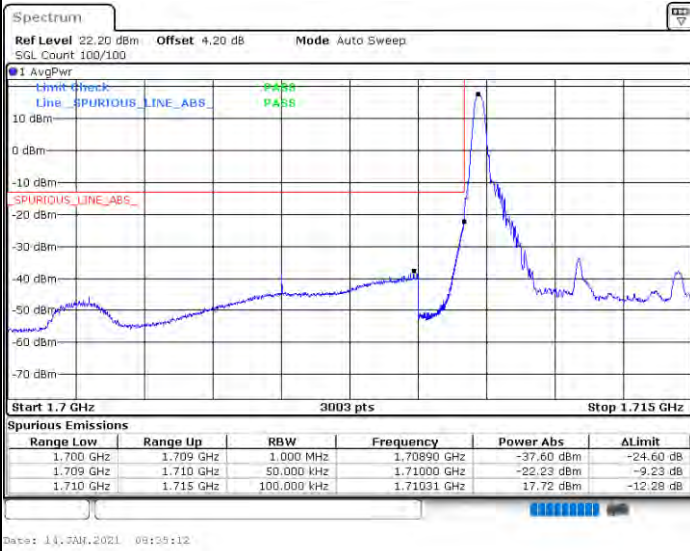
/



FR1 n66+48A / 5MHz / DFT-S OFDM QPSK

Lowest Band Edge / 1 RB

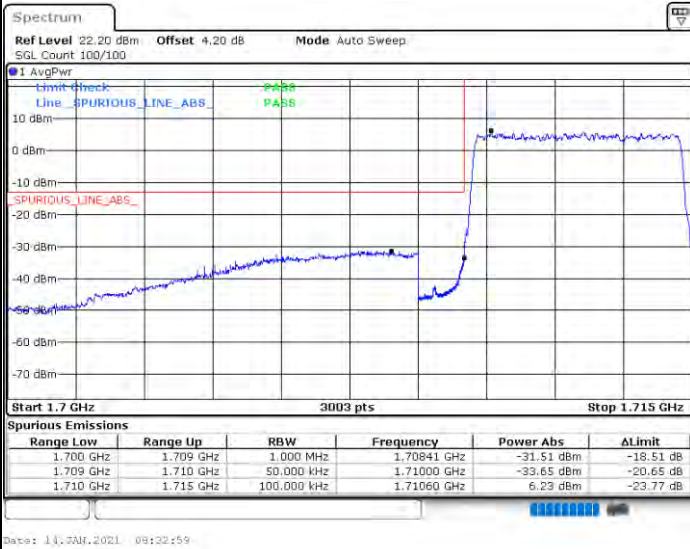
Channel Power < -13dBm Pass



/

Lowest Band Edge / Full RB

Channel Power < -13dBm Pass



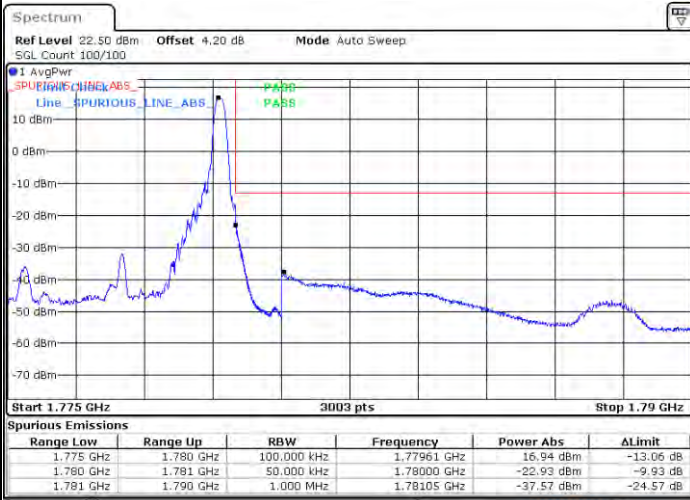
/



FR1 n66+48A / 5MHz / DFT-S OFDM QPSK

Highest Band Edge / 1 RB

Channel Power < -13dBm Pass



/

Date: 14, MAR, 2021 09:38:10

Highest Band Edge / Full RB

Channel Power < -13dBm Pass



/

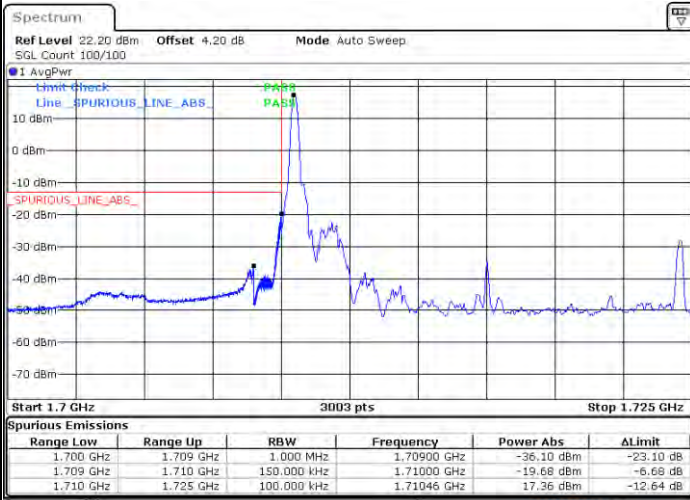
Date: 14, MAR, 2021 09:37:49



FR1 n66+48A / 15MHz / DFT-S OFDM BPSK

Lowest Band Edge / 1 RB

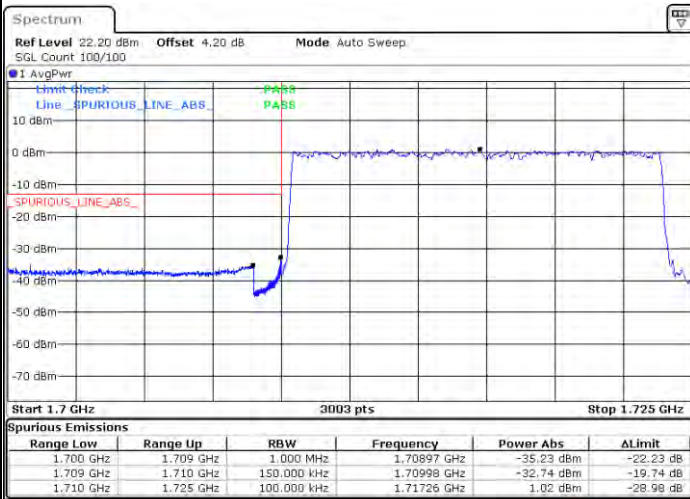
Channel Power < -13dBm Pass



Date: 14, MAR, 2021 09:19:18

Lowest Band Edge / Full RB

Channel Power < -13dBm Pass



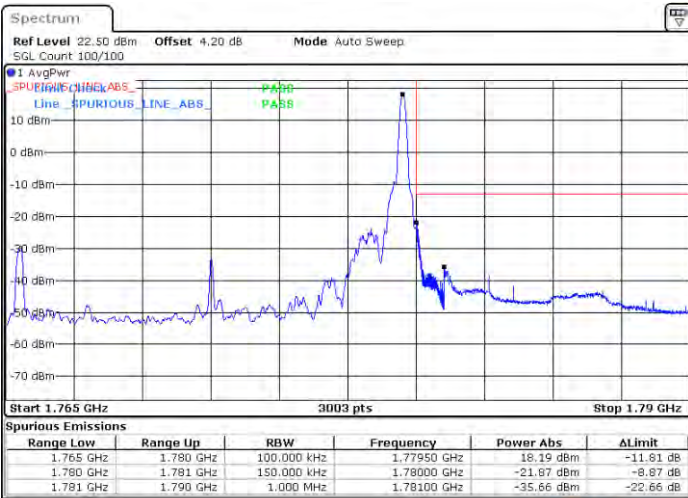
Date: 14, MAR, 2021 09:19:01



FR1 n66+48A / 15MHz / DFT-S OFDM BPSK

Highest Band Edge / 1 RB

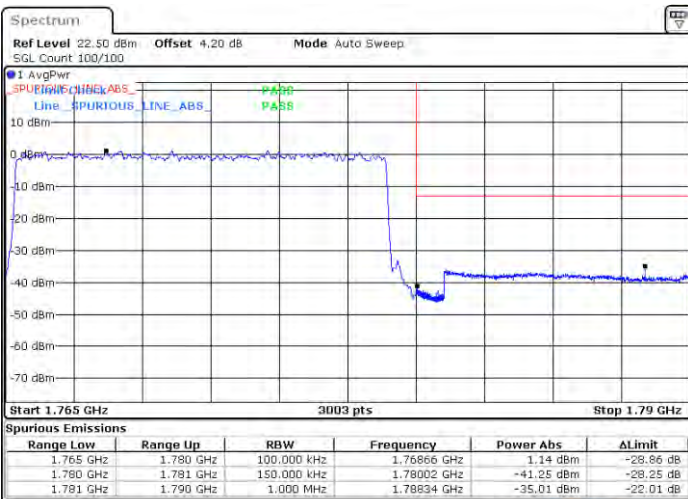
Channel Power < -13dBm Pass



Date: 14, MAR, 2021 09:17:52

Highest Band Edge / Full RB

Channel Power < -13dBm Pass



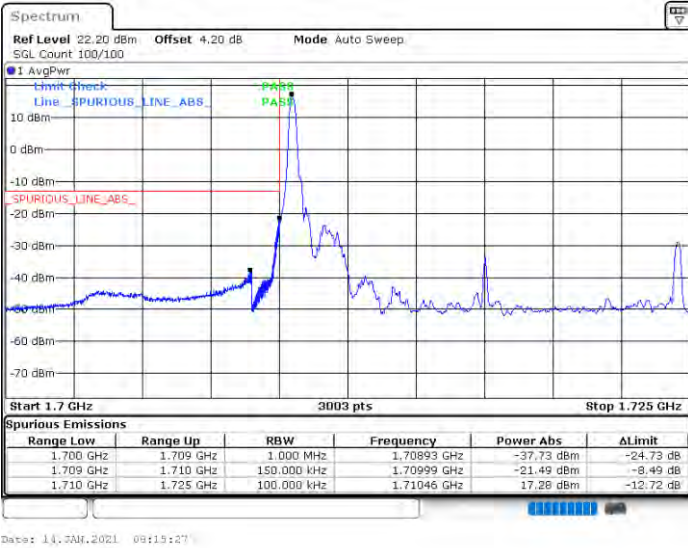
Date: 14, MAR, 2021 09:17:07



FR1 n66+48A / 15MHz / DFT-S OFDM QPSK

Lowest Band Edge / 1 RB

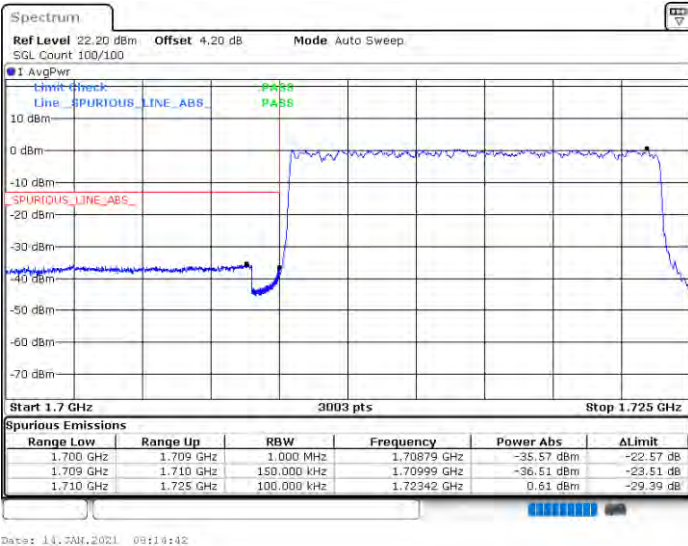
Channel Power < -13dBm Pass



/

Lowest Band Edge / Full RB

Channel Power < -13dBm Pass



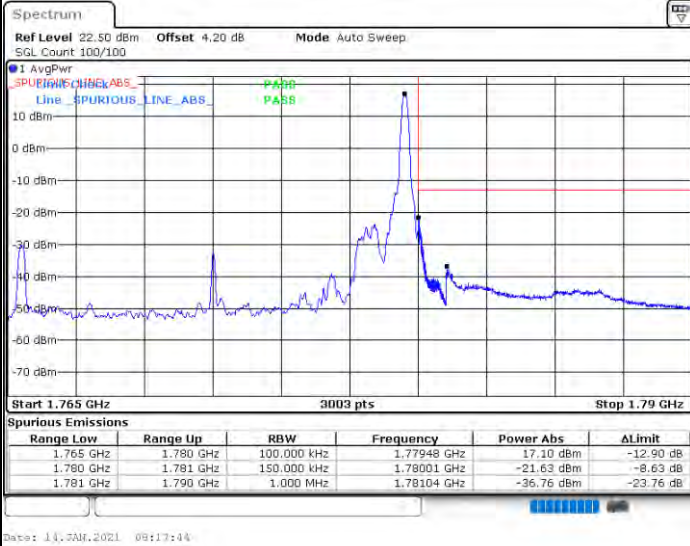
/



FR1 n66+48A / 15MHz / DFT-S OFDM QPSK

Highest Band Edge / 1 RB

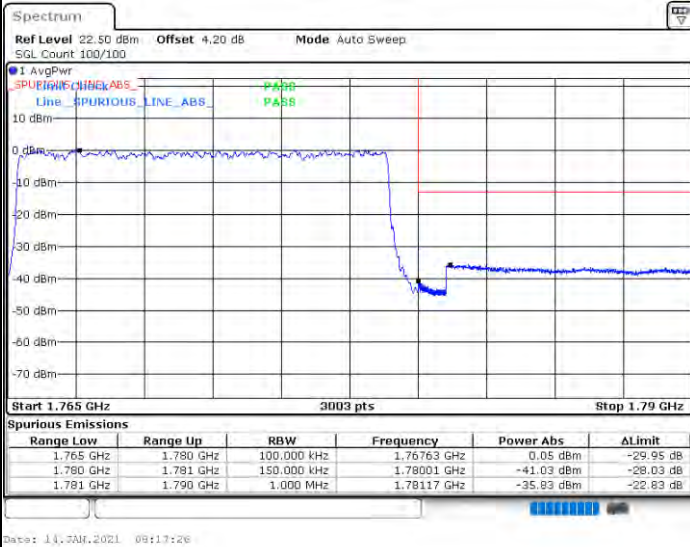
Channel Power < -13dBm Pass



/

Highest Band Edge / Full RB

Channel Power < -13dBm Pass

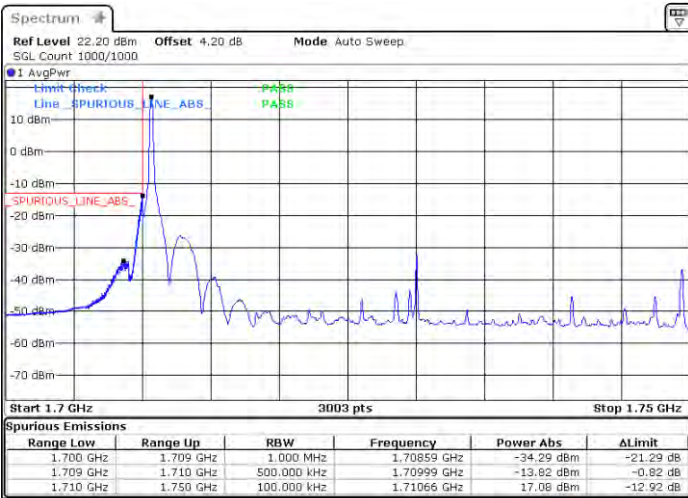


/



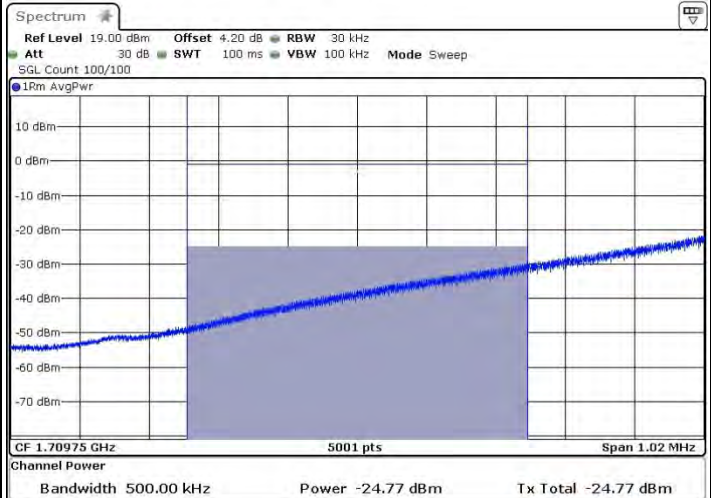
FR1 n66+48A / 40MHz / DFT-S OFDM BPSK

Lowest Band Edge / 1 RB



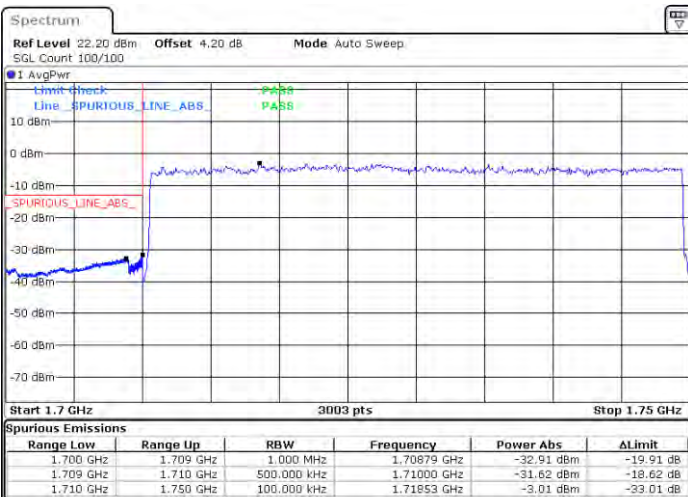
Date: 14.JAN.2021 07:48:53

Channel Power < -13dBm Pass



Date: 14.JAN.2021 07:47:20

Lowest Band Edge / Full RB



Date: 14.JAN.2021 07:48:03

Channel Power < -13dBm Pass

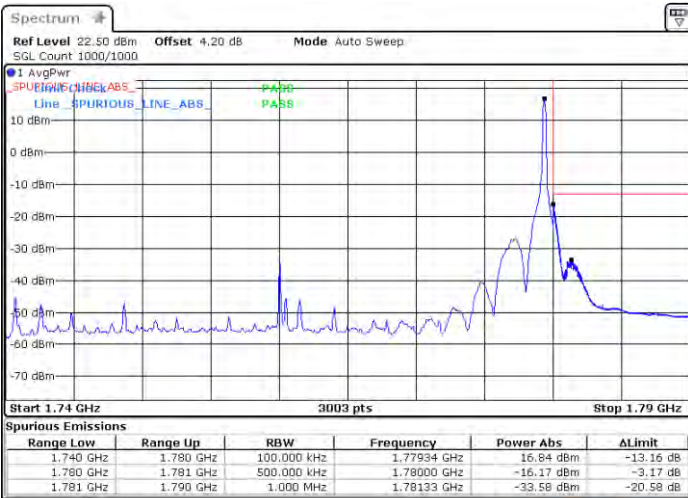
/



FR1 n66+48A / 40MHz / DFT-S OFDM BPSK

Highest Band Edge / 1 RB

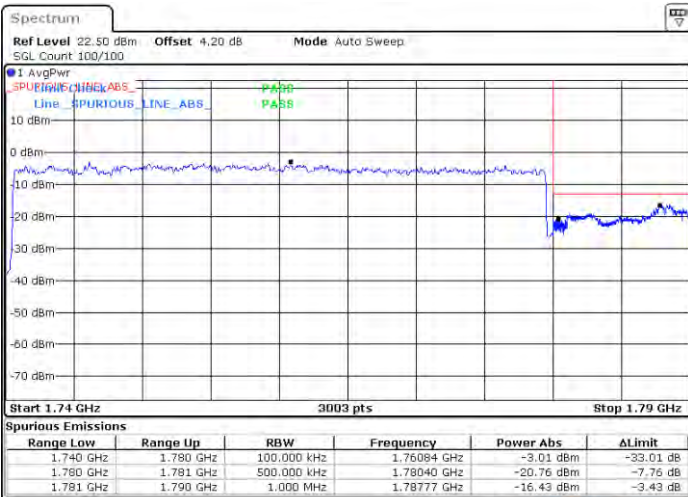
Channel Power < -13dBm Pass



Date: 14, MAR, 2021 07:52:06

Highest Band Edge / Full RB

Channel Power < -13dBm Pass



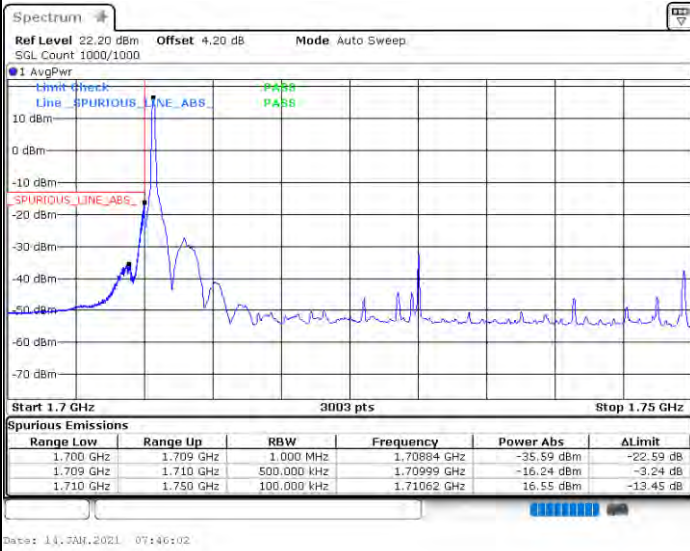
Date: 14, MAR, 2021 07:49:02



FR1 n66+48A / 40MHz / DFT-S OFDM QPSK

Lowest Band Edge / 1 RB

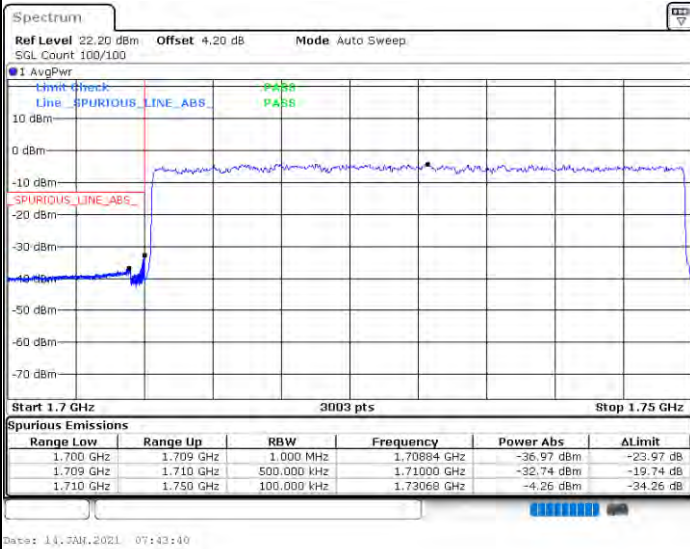
Channel Power < -13dBm Pass



/

Lowest Band Edge / Full RB

Channel Power < -13dBm Pass



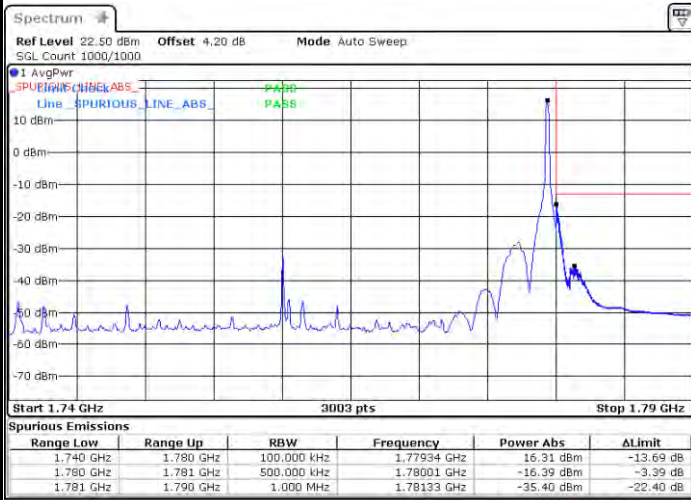
/



FR1 n66+48A / 40MHz / DFT-S OFDM QPSK

Highest Band Edge / 1 RB

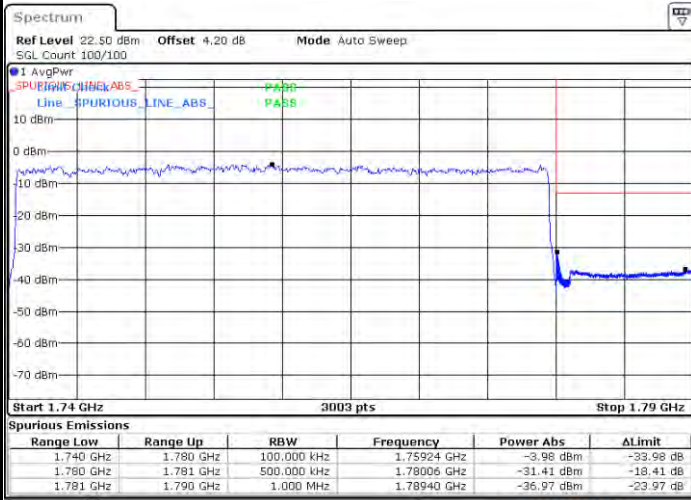
Channel Power < -13dBm Pass



Date: 14, JAN, 2021 07:51:00

Highest Band Edge / Full RB

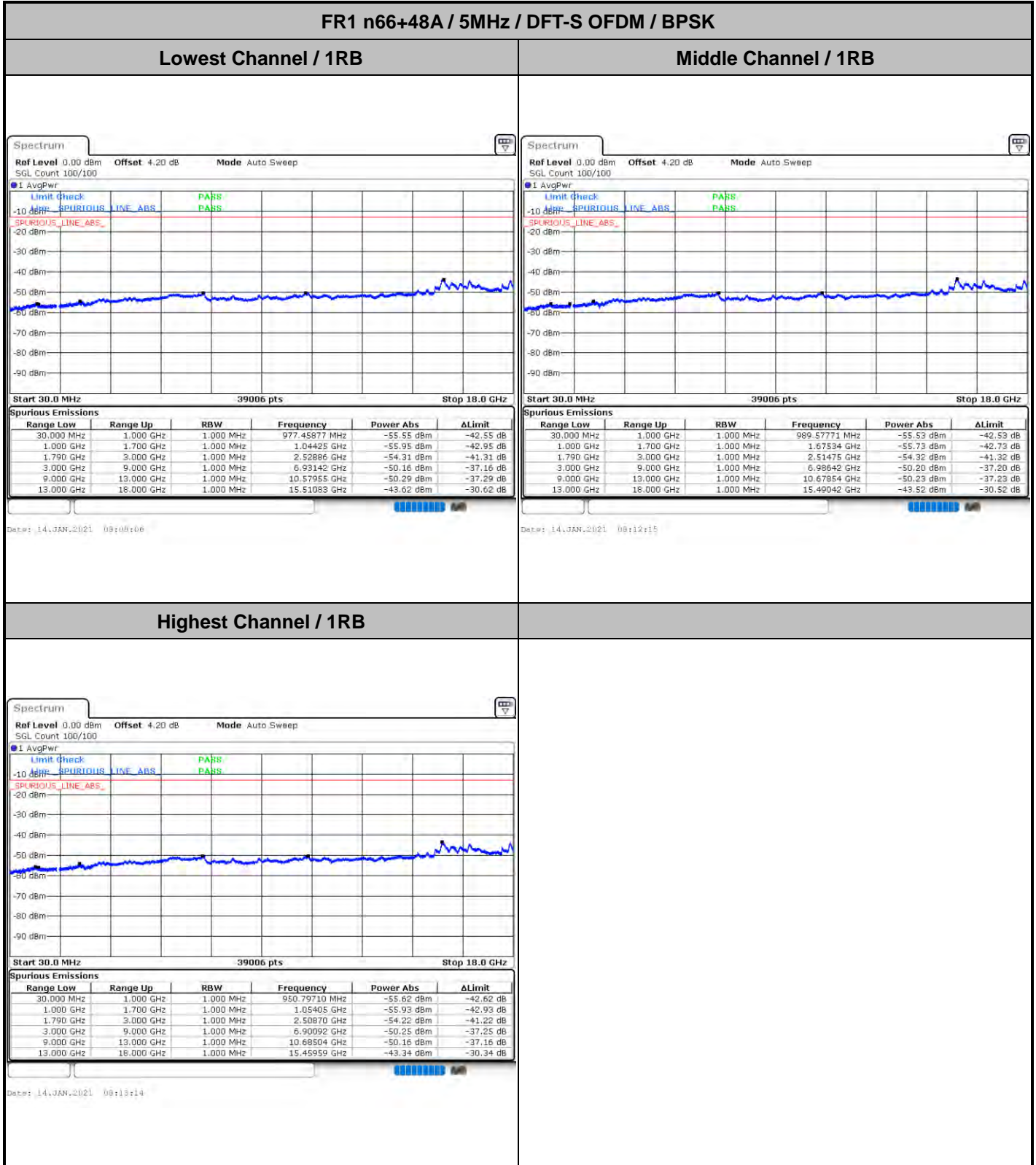
Channel Power < -13dBm Pass



Date: 14, JAN, 2021 07:49:23



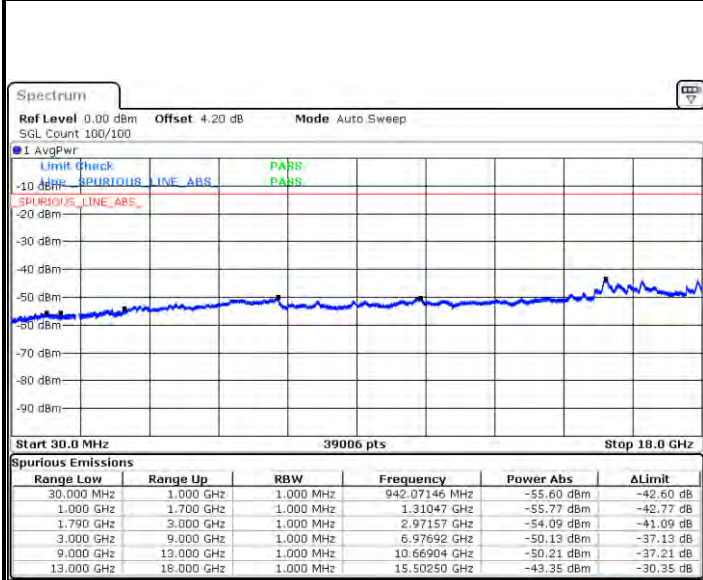
Conducted Spurious Emission





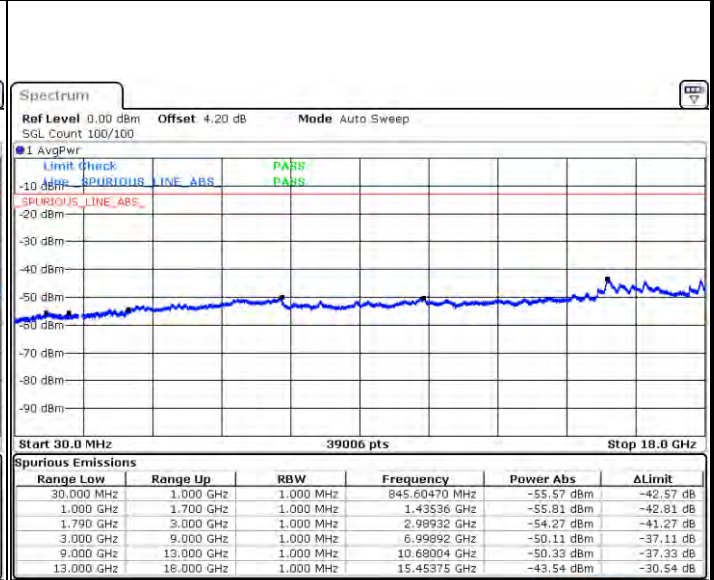
FR1 n66+48A / 5MHz / DFT-S OFDM / QPSK

Lowest Channel / 1RB



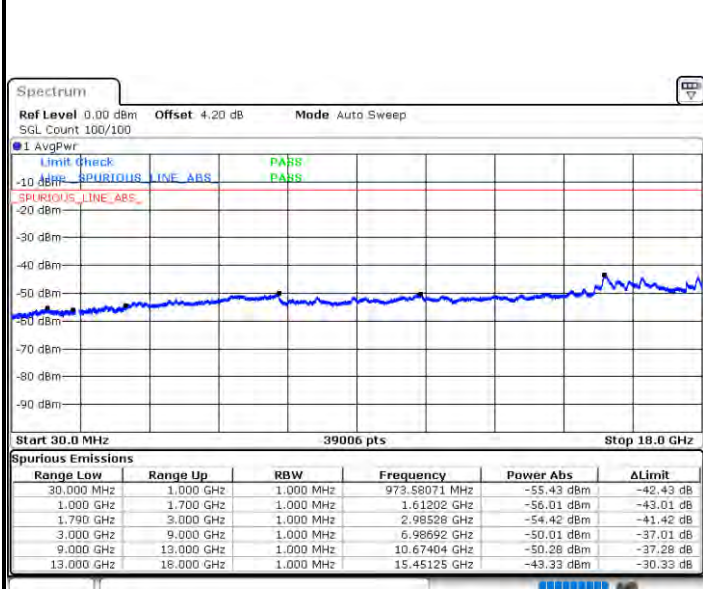
Date: 14.JAN.2021 08:10:17

Middle Channel / 1RB



Date: 14.JAN.2021 08:11:14

Highest Channel / 1RB



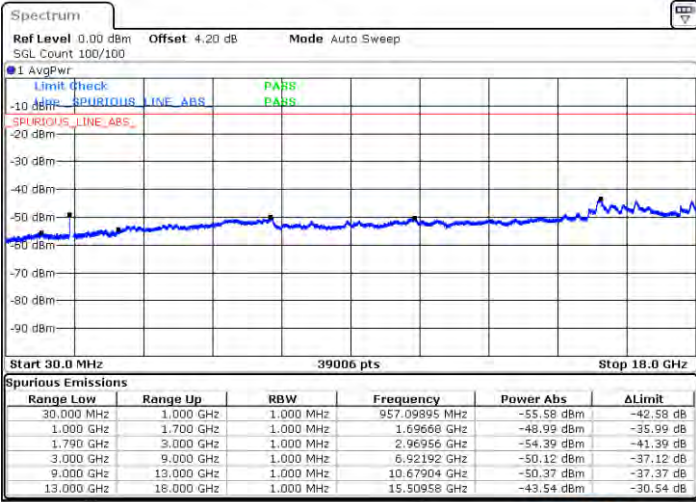
Date: 14.JAN.2021 09:14:13



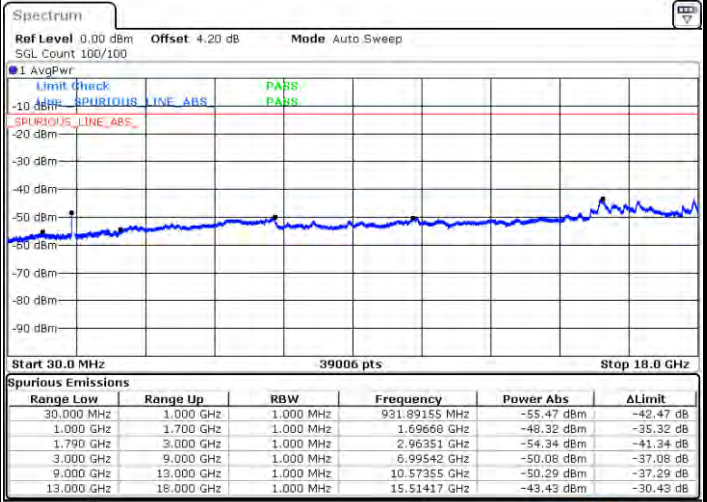
FR1 n66+48A / 15MHz / DFT-S OFDM / BPSK

Lowest Channel / 1RB

Middle Channel / 1RB

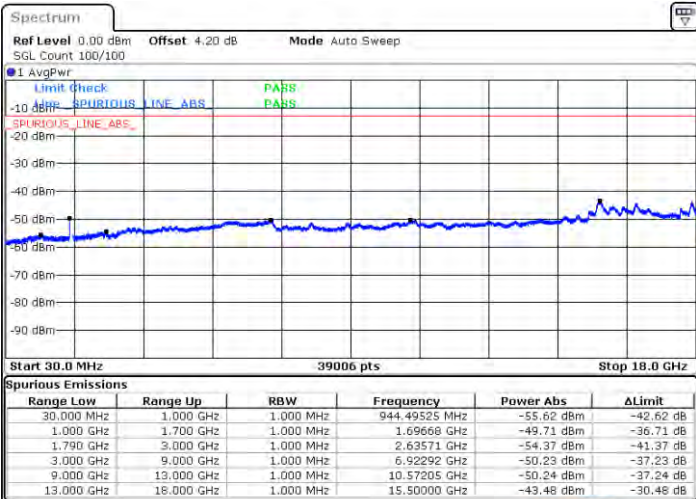


Date: 14.JAN.2021 07:55:00



Date: 14.JAN.2021 07:56:53

Highest Channel / 1RB



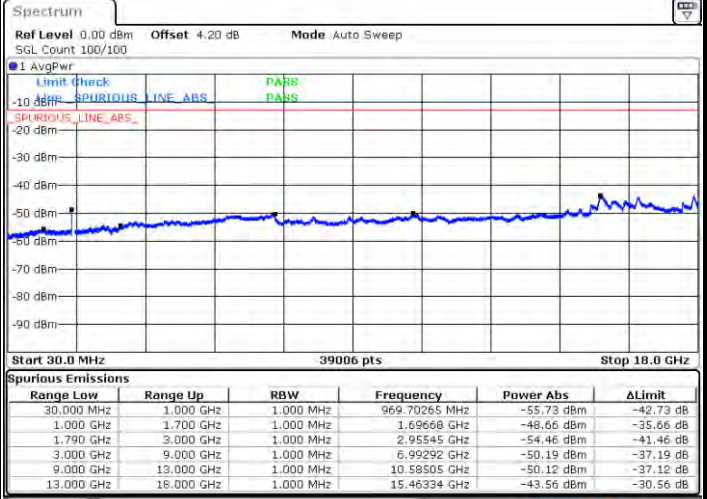
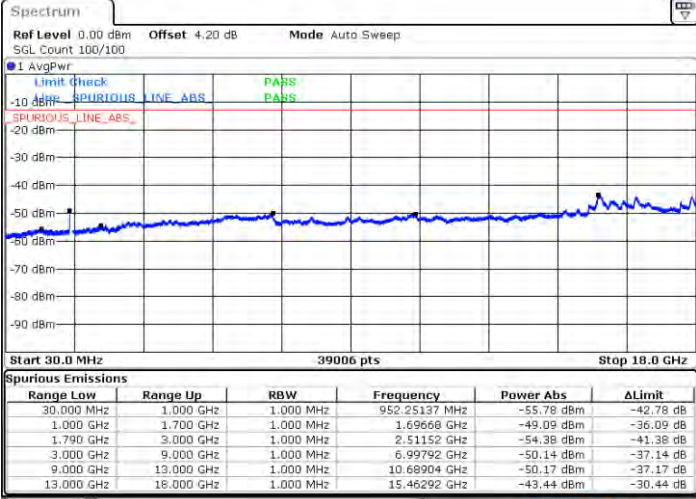
Date: 14.JAN.2021 07:59:52



FR1 n66+48A / 15MHz / DFT-S OFDM / QPSK

Lowest Channel / 1RB

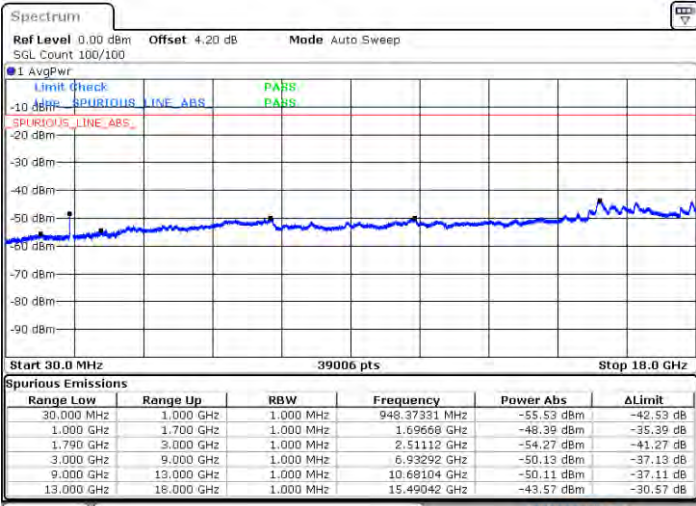
Middle Channel / 1RB



Date: 14.JAN.2021 07:56:37

Date: 14.JAN.2021 07:57:38

Highest Channel / 1RB



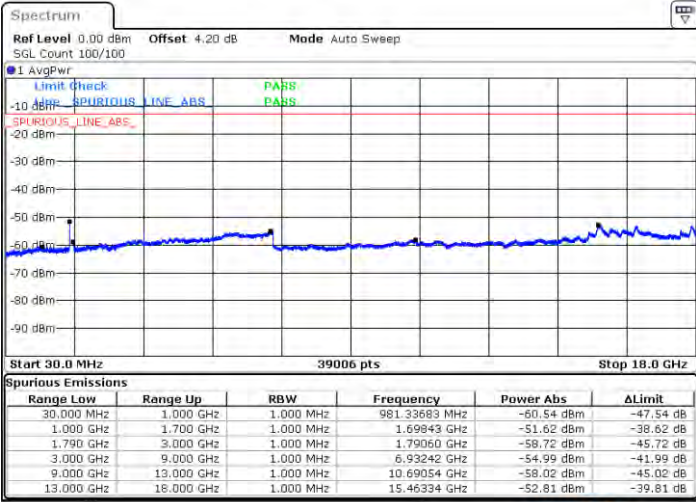
Date: 14.JAN.2021 09:01:02



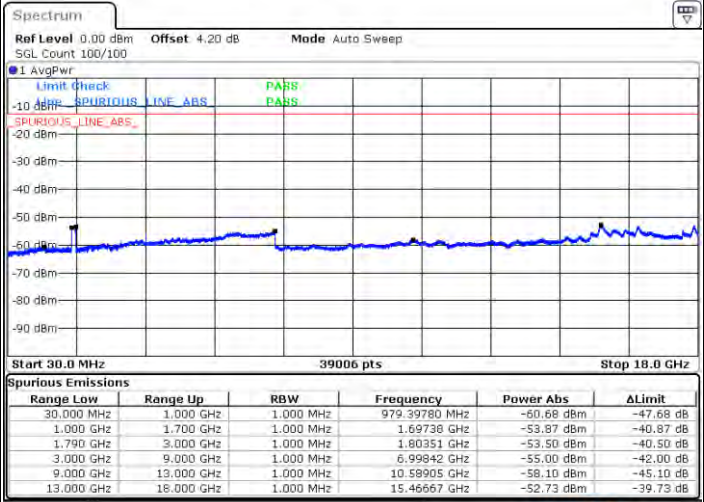
FR1 n66+48A / 40MHz / DFT-S OFDM / BPSK

Lowest Channel / 1RB

Middle Channel / 1RB

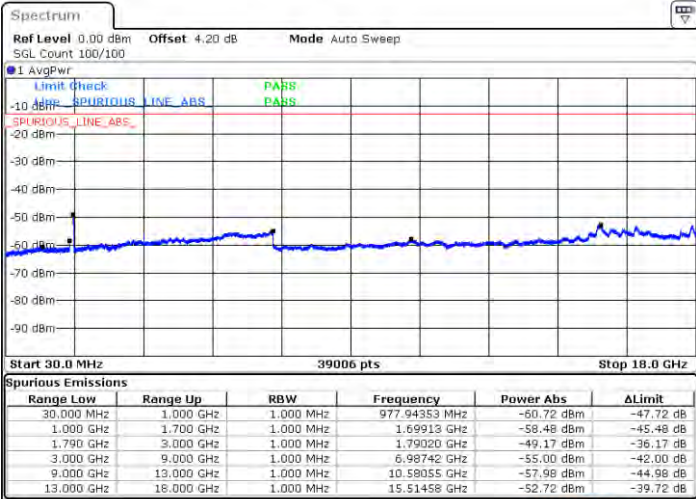


Date: 14.JAN.2021 07:22:51



Date: 14.JAN.2021 07:16:55

Highest Channel / 1RB

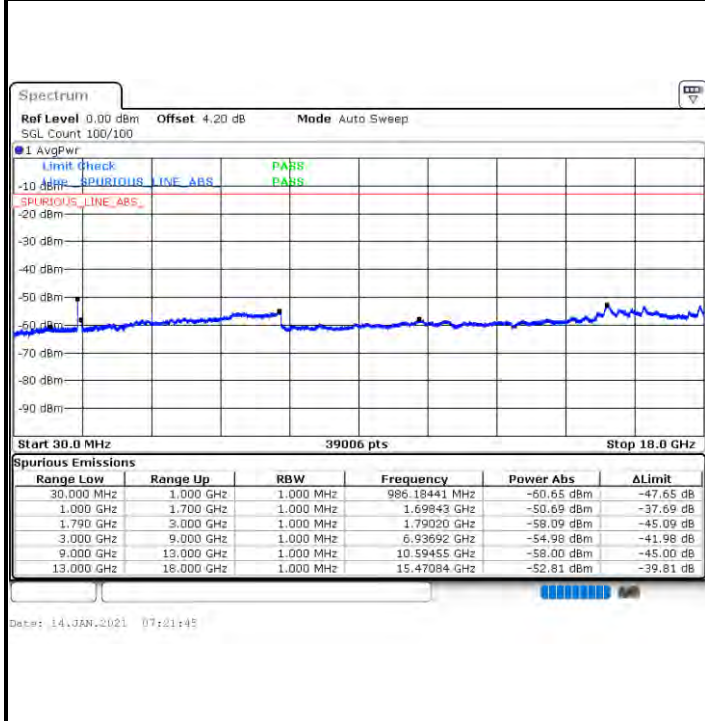


Date: 14.JAN.2021 07:24:59

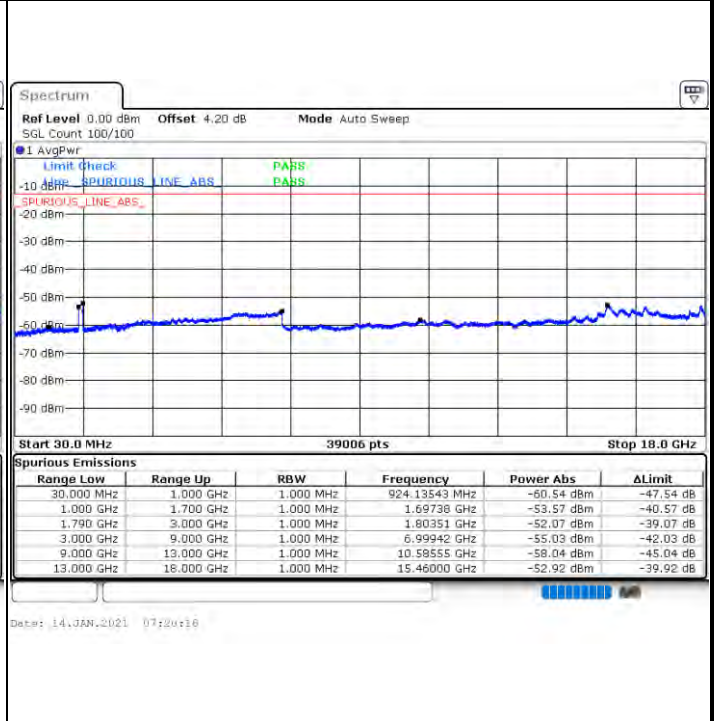


FR1 n66+48A / 40MHz / DFT-S OFDM / QPSK

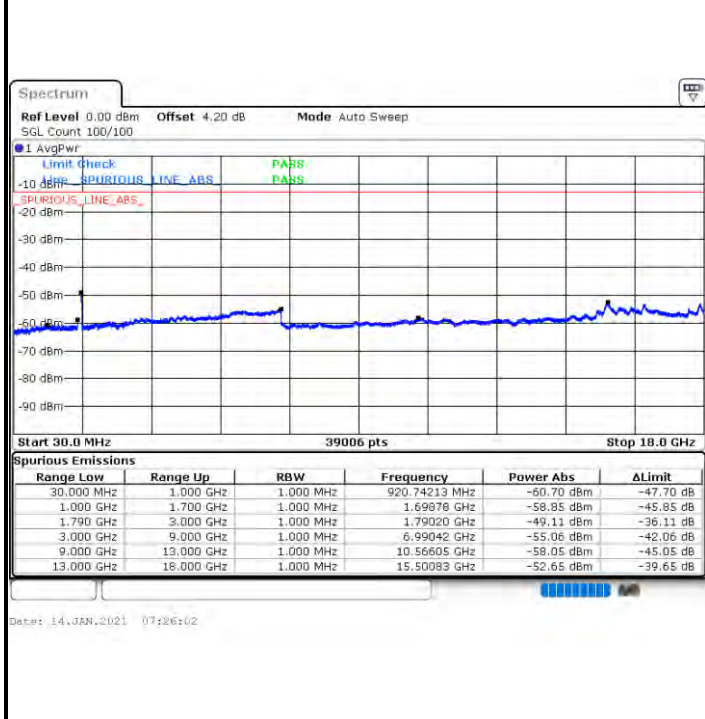
Lowest Channel / 1RB



Middle Channel / 1RB



Highest Channel / 1RB





Frequency Stability

Test Conditions		NR n66+48A (BPSK) / Middle Channel	Limit
Temperature (°C)	Voltage (Volt)	BW 40MHz	Within Band
		Deviation (ppm)	Result
50	Normal Voltage	0.0018	PASS
40	Normal Voltage	0.0027	
30	Normal Voltage	0.0012	
20(Ref.)	Normal Voltage	0.0013	
10	Normal Voltage	0.0021	
0	Normal Voltage	0.0018	
-10	Normal Voltage	0.0019	
-20	Normal Voltage	0.0029	
-30	Normal Voltage	0.0017	
20	Maximum Voltage	0.0031	
20	Normal Voltage	0.0013	
20	Battery End Point	0.0022	

Note:

1. Normal Voltage =3.3 V. ; Battery End Point (BEP) =3.14 V. ; Maximum Voltage =4.4 V.
2. Note: The frequency fundamental emissions stay within the authorized frequency block.



Appendix B. Test Results of Radiated Test

Radiated Spurious Emission_NSA mode

EN-DC_5A_n2A / LTE 10MHz + NR 20MHz / QPSK DFT-s-OFDM									
Channel	Frequency (MHz)	EIRP (dBm)	Limit (dBm)	Over Limit (dB)	SPA Reading (dBm)	S.G. Power (dBm)	TX Cable loss (dB)	TX Antenna Gain (dBi)	Polarization (H/V)
NR n2 Lowest	3701.5	-61.92	-13	-48.92	-76.46	-68.68	5.82	12.58	H
	5552.25	-60.91	-13	-47.91	-78.44	-66.63	7.28	13.00	H
	7403	-55.14	-13	-42.14	-77.85	-58.30	8.32	11.48	H
	3701.5	-61.69	-13	-48.69	-76.52	-68.45	5.82	12.58	V
	5552.25	-60.89	-13	-47.89	-78.47	-66.61	7.28	13.00	V
	7403	-54.97	-13	-41.97	-77.73	-58.13	8.32	11.48	V
LTE Band5 Lowest	1664.18	-66.33	-13	-53.33	-72.58	-69.58	4.00	9.40	H
	2496.27	-63.67	-13	-50.67	-73.96	-67.24	4.88	10.60	H
	3328.36	-64.25	-13	-51.25	-76.42	-69.18	5.52	12.60	H
	1664.18	-66.64	-13	-53.64	-72.66	-69.89	4.00	9.40	V
	2496.27	-63.63	-13	-50.63	-74.26	-67.20	4.88	10.60	V
	3328.36	-63.85	-13	-50.85	-76.43	-68.78	5.52	12.60	V
NR n2 Middle	3741.5	-61.61	-13	-48.61	-76.24	-68.36	5.85	12.60	H
	5612.25	-60.39	-13	-47.39	-78.11	-66.19	7.30	13.10	H
	7483	-54.83	-13	-41.83	-77.24	-57.98	8.35	11.50	H
	3741.5	-61.43	-13	-48.43	-76.27	-68.18	5.85	12.60	V
	5612.25	-60.17	-13	-47.17	-77.8	-65.97	7.30	13.10	V
	7483	-55.00	-13	-42.00	-77.35	-58.15	8.35	11.50	V
LTE Band5 Middle	1664.18	-65.94	-13	-52.94	-72.19	-69.19	4.00	9.40	H
	2496.27	-64.02	-13	-51.02	-74.31	-67.59	4.88	10.60	H
	3328.36	-64.30	-13	-51.30	-76.47	-69.23	5.52	12.60	H
	1664.18	-66.58	-13	-53.58	-72.60	-69.83	4.00	9.40	V
	2496.27	-63.73	-13	-50.73	-74.36	-67.30	4.88	10.60	V
	3328.36	-63.71	-13	-50.71	-76.29	-68.64	5.52	12.60	V
NR n2 Highest	3781.5	-61.80	-13	-48.80	-76.50	-68.54	5.88	12.62	H
	5672.25	-60.41	-13	-47.41	-78.27	-66.22	7.32	13.13	H
	7563	-55.53	-13	-42.53	-77.74	-58.69	8.38	11.54	H
	3781.5	-61.58	-13	-48.58	-76.41	-68.32	5.88	12.62	V
	5672.25	-60.76	-13	-47.76	-78.59	-66.57	7.32	13.13	V
	7563	-55.78	-13	-42.78	-77.81	-58.94	8.38	11.54	V
LTE Band5 Highest	1664.18	-66.09	-13	-53.09	-72.34	-69.34	4.00	9.40	H
	2496.27	-63.79	-13	-50.79	-74.08	-67.36	4.88	10.60	H
	3328.36	-64.08	-13	-51.08	-76.25	-69.01	5.52	12.60	H
	1664.18	-66.54	-13	-53.54	-72.56	-69.79	4.00	9.40	V
	2496.27	-63.77	-13	-50.77	-74.40	-67.34	4.88	10.60	V
	3328.36	-63.84	-13	-50.84	-76.42	-68.77	5.52	12.60	V

Remark: Spurious emissions within 30-1000MHz were found more than 20dB below limit line.



EN-DC 2A_n5A / LTE 20MHz + NR 20MHz / QPSK DFT-s-OFDM									
Channel	Frequency (MHz)	EIRP (dBm)	Limit (dBm)	Over Limit (dB)	SPA Reading (dBm)	S.G. Power (dBm)	TX Cable loss (dB)	TX Antenna Gain (dBi)	Polarization (H/V)
NR n5 Lowest	1650	-66.85	-13	-53.85	-73.10	-70.08	3.98	9.36	H
	2475	-64.50	-13	-51.50	-74.84	-68.05	4.85	10.55	H
	3300	-63.83	-13	-50.83	-76.23	-68.76	5.50	12.58	H
	1650	-67.04	-13	-54.04	-73.18	-70.27	3.98	9.36	V
	2475	-64.23	-13	-51.23	-74.93	-67.78	4.85	10.55	V
	3300	-63.37	-13	-50.37	-76.22	-68.30	5.50	12.58	V
LTE Band2 Lowest	3742.18	-61.63	-13	-48.63	-76.26	-68.38	5.85	12.60	H
	5613.27	-60.63	-13	-47.63	-78.35	-66.43	7.30	13.10	H
	7484.36	-55.42	-13	-42.42	-77.83	-58.57	8.35	11.50	H
	3742.18	-61.26	-13	-48.26	-76.1	-68.01	5.85	12.60	V
	5613.27	-60.61	-13	-47.61	-78.24	-66.41	7.30	13.10	V
	7484.36	-55.60	-13	-42.60	-77.94	-58.75	8.35	11.50	V
NR n5 Middle	1654.5	-66.90	-13	-53.90	-73.18	-70.15	4.00	9.40	H
	2481.75	-64.50	-13	-51.50	-74.82	-68.07	4.88	10.60	H
	3309	-63.72	-13	-50.72	-76.05	-68.65	5.52	12.60	H
	1654.5	-67.02	-13	-54.02	-73.15	-70.27	4.00	9.40	V
	2481.75	-64.05	-13	-51.05	-74.73	-67.62	4.88	10.60	V
	3309	-63.29	-13	-50.29	-76.06	-68.22	5.52	12.60	V
LTE Band2 Middle	3742.18	-61.25	-13	-48.25	-75.88	-68.00	5.85	12.60	H
	5613.27	-60.29	-13	-47.29	-78.01	-66.09	7.30	13.10	H
	7484.36	-55.13	-13	-42.13	-77.54	-58.28	8.35	11.50	H
	3742.18	-61.14	-13	-48.14	-75.98	-67.89	5.85	12.60	V
	5613.27	-60.31	-13	-47.31	-77.94	-66.11	7.30	13.10	V
	7484.36	-55.23	-13	-42.23	-77.57	-58.38	8.35	11.50	V
NR n5 Highest	1660	-66.52	-13	-53.52	-72.78	-69.69	4.10	9.42	H
	2490	-64.43	-13	-51.43	-74.73	-68.01	4.90	10.63	H
	3320	-64.30	-13	-51.30	-76.54	-69.22	5.55	12.62	H
	1660	-66.89	-13	-53.89	-72.96	-70.06	4.10	9.42	V
	2490	-63.93	-13	-50.93	-74.57	-67.51	4.90	10.63	V
	3320	-63.80	-13	-50.80	-76.46	-68.72	5.55	12.62	V
LTE Band2 Highest	3742.18	-61.61	-13	-48.61	-76.24	-68.36	5.85	12.60	H
	5613.27	-60.50	-13	-47.50	-78.22	-66.30	7.30	13.10	H
	7484.36	-55.57	-13	-42.57	-77.98	-58.72	8.35	11.50	H
	3742.18	-61.48	-13	-48.48	-76.32	-68.23	5.85	12.60	V
	5613.27	-60.74	-13	-47.74	-78.37	-66.54	7.30	13.10	V
	7484.36	-55.49	-13	-42.49	-77.83	-58.64	8.35	11.50	V

Remark: Spurious emissions within 30-1000MHz were found more than 20dB below limit line.



EN-DC 48A_n66A / LTE 20MHz + NR 40MHz / QPSK DFT-s-OFDM									
Channel	Frequency (MHz)	EIRP (dBm)	Limit (dBm)	Over Limit (dB)	SPA Reading (dBm)	S.G. Power (dBm)	TX Cable loss (dB)	TX Antenna Gain (dBi)	Polarization (H/V)
NR n66 Lowest	3422.8	-66.11	-13	-53.11	-54.35	-72.99	5.60	12.48	H
	5134.2	-63.54	-13	-50.54	-56.08	-69.22	7.10	12.78	H
	6845.6	-60.23	-13	-47.23	-55.37	-63.62	8.38	11.77	H
	3422.8	-65.76	-13	-52.76	-54.57	-72.64	5.60	12.48	V
	5134.2	-63.89	-13	-50.89	-56.37	-69.57	7.10	12.78	V
	6845.6	-60.82	-13	-47.82	-55.72	-64.21	8.38	11.77	V
LTE Band48 Lowest	7332.00	-58.03	-40	-18.03	-55.19	-61.33	8.30	11.60	H
	10998.00	-53.34	-40	-13.34	-57.27	-54.86	10.48	12.00	H
	14664.00	-50.21	-40	-10.21	-57.20	-51.91	11.80	13.50	H
	7332.00	-57.76	-40	-17.76	-54.96	-61.06	8.30	11.60	V
	10998.00	-53.48	-40	-13.48	-57.08	-55.00	10.48	12.00	V
	14664.00	-50.02	-40	-10.02	-57.02	-51.72	11.80	13.50	V
NR n66 Middle	3471.5	-65.54	-13	-52.54	-54.35	-72.39	5.65	12.50	H
	5207.25	-63.51	-13	-50.51	-56.00	-69.18	7.13	12.80	H
	6943	-60.13	-13	-47.13	-55.60	-63.53	8.40	11.80	H
	3471.5	-64.92	-13	-51.92	-54.27	-71.77	5.65	12.50	V
	5207.25	-63.49	-13	-50.49	-55.93	-69.16	7.13	12.80	V
	6943	-60.16	-13	-47.16	-55.67	-63.56	8.40	11.80	V
LTE Band48 Middle	7332.00	-57.93	-40	-17.93	-55.09	-61.23	8.30	11.60	H
	10998.00	-53.13	-40	-13.13	-57.06	-54.65	10.48	12.00	H
	14664.00	-50.11	-40	-10.11	-57.10	-51.81	11.80	13.50	H
	7332.00	-57.75	-40	-17.75	-54.95	-61.05	8.30	11.60	V
	10998.00	-53.53	-40	-13.53	-57.13	-55.05	10.48	12.00	V
	14664.00	-49.99	-40	-9.99	-56.99	-51.69	11.80	13.50	V
NR n66 Highest	3482.8	-65.72	-13	-52.72	-54.65	-72.56	5.68	12.52	H
	5224.2	-63.92	-13	-50.92	-56.20	-69.59	7.15	12.82	H
	6965.6	-59.92	-13	-46.92	-55.47	-63.35	8.42	11.85	H
	3482.8	-64.95	-13	-51.95	-54.42	-71.79	5.68	12.52	V
	5224.2	-63.99	-13	-50.99	-56.22	-69.66	7.15	12.82	V
	6965.6	-59.67	-13	-46.67	-55.33	-63.10	8.42	11.85	V
LTE Band48 Highest	7332.00	-57.83	-40	-17.83	-54.99	-61.13	8.30	11.60	H
	10998.00	-53.53	-40	-13.53	-57.46	-55.05	10.48	12.00	H
	14664.00	-49.99	-40	-9.99	-56.98	-51.69	11.80	13.50	H
	7332.00	-57.80	-40	-17.80	-55	-61.10	8.30	11.60	V
	10998.00	-53.59	-40	-13.59	-57.19	-55.11	10.48	12.00	V
	14664.00	-50.07	-40	-10.07	-57.07	-51.77	11.80	13.50	V

Remark: Spurious emissions within 30-1000MHz were found more than 20dB below limit line.



Radiated Spurious Emission_SA mode

5G NR n2 / NR 20MHz / QPSK DFT-s-OFDM									
Channel	Frequency (MHz)	EIRP (dBm)	Limit (dBm)	Over Limit (dB)	SPA Reading (dBm)	S.G. Power (dBm)	TX Cable loss (dB)	TX Antenna Gain (dBi)	Polarization (H/V)
Lowest	3701.50	-61.85	-13	-48.85	-76.39	-68.61	5.82	12.58	H
	5552.25	-60.61	-13	-47.61	-78.14	-66.33	7.28	13.00	H
	7403.00	-54.75	-13	-41.75	-77.46	-57.91	8.32	11.48	H
	3701.50	-61.05	-13	-48.05	-75.88	-67.81	5.82	12.58	V
	5552.25	-60.53	-13	-47.53	-78.11	-66.25	7.28	13.00	V
	7403.00	-54.89	-13	-41.89	-77.65	-58.05	8.32	11.48	V
Middle	3741.50	-61.26	-13	-48.26	-75.89	-68.01	5.85	12.60	H
	5612.25	-60.14	-13	-47.14	-77.86	-65.94	7.30	13.10	H
	7483.00	-54.59	-13	-41.59	-77.00	-57.74	8.35	11.50	H
	3741.50	-61.25	-13	-48.25	-76.09	-68.00	5.85	12.60	V
	5612.25	-60.24	-13	-47.24	-77.87	-66.04	7.30	13.10	V
	7483.00	-54.88	-13	-41.88	-77.23	-58.03	8.35	11.50	V
Highest	3781.50	-61.56	-13	-48.56	-76.26	-68.30	5.88	12.62	H
	5672.25	-60.24	-13	-47.24	-78.10	-66.05	7.32	13.13	H
	7563.00	-55.25	-13	-42.25	-77.46	-58.41	8.38	11.54	H
	3781.50	-61.39	-13	-48.39	-76.22	-68.13	5.88	12.62	V
	5672.25	-60.24	-13	-47.24	-78.07	-66.05	7.32	13.13	V
	7563.00	-55.61	-13	-42.61	-77.64	-58.77	8.38	11.54	V

Remark: Spurious emissions within 30-1000MHz were found more than 20dB below limit line.



5G NR n5 / NR 20MHz / QPSK DFT-s-OFDM									
Channel	Frequency (MHz)	EIRP (dBm)	Limit (dBm)	Over Limit (dB)	SPA Reading (dBm)	S.G. Power (dBm)	TX Cable loss (dB)	TX Antenna Gain (dBi)	Polarization (H/V)
Lowest	1650	-67.81	-13	-54.81	-74.06	-71.04	3.98	9.36	H
	2475	-65.07	-13	-52.07	-75.41	-68.62	4.85	10.55	H
	3300	-63.76	-13	-50.76	-76.16	-68.69	5.50	12.58	H
	1650	-67.86	-13	-54.86	-74.00	-71.09	3.98	9.36	V
	2475	-64.89	-13	-51.89	-75.59	-68.44	4.85	10.55	V
	3300	-63.36	-13	-50.36	-76.21	-68.29	5.50	12.58	V
Middle	1654.5	-67.87	-13	-54.87	-74.15	-71.12	4.00	9.40	H
	2481.75	-65.23	-13	-52.23	-75.55	-68.80	4.88	10.60	H
	3309	-64.40	-13	-51.40	-76.73	-69.33	5.52	12.60	H
	1654.5	-68.24	-13	-55.24	-74.37	-71.49	4.00	9.40	V
	2481.75	-64.99	-13	-51.99	-75.67	-68.56	4.88	10.60	V
	3309	-63.69	-13	-50.69	-76.46	-68.62	5.52	12.60	V
Highest	1660	-67.56	-13	-54.56	-73.82	-70.73	4.10	9.42	H
	2490	-64.82	-13	-51.82	-75.12	-68.40	4.90	10.63	H
	3320	-64.51	-13	-51.51	-76.75	-69.43	5.55	12.62	H
	1660	-67.84	-13	-54.84	-73.91	-71.01	4.10	9.42	V
	2490	-64.66	-13	-51.66	-75.30	-68.24	4.90	10.63	V
	3320	-64.05	-13	-51.05	-76.71	-68.97	5.55	12.62	V

Remark: Spurious emissions within 30-1000MHz were found more than 20dB below limit line.



5G NR n25 / NR 20MHz / QPSK DFT-s-OFDM									
Channel	Frequency (MHz)	EIRP (dBm)	Limit (dBm)	Over Limit (dB)	SPA Reading (dBm)	S.G. Power (dBm)	TX Cable loss (dB)	TX Antenna Gain (dBi)	Polarization (H/V)
Lowest	3701.50	-61.83	-13	-48.83	-76.37	-68.59	5.82	12.58	H
	5552.25	-60.91	-13	-47.91	-78.44	-66.63	7.28	13.00	H
	7403.00	-55.00	-13	-42.00	-77.71	-58.16	8.32	11.48	H
	3701.50	-61.55	-13	-48.55	-76.38	-68.31	5.82	12.58	V
	5552.25	-60.92	-13	-47.92	-78.5	-66.64	7.28	13.00	V
	7403.00	-54.72	-13	-41.72	-77.48	-57.88	8.32	11.48	V
Middle	3746.5	-61.50	-13	-48.50	-76.13	-68.25	5.85	12.60	H
	5619.75	-60.27	-13	-47.27	-77.99	-66.07	7.30	13.10	H
	7493	-55.29	-13	-42.29	-77.64	-58.44	8.35	11.50	H
	3746.5	-61.43	-13	-48.43	-76.27	-68.18	5.85	12.60	V
	5619.75	-60.67	-13	-47.67	-78.3	-66.47	7.30	13.10	V
	7493	-55.16	-13	-42.16	-77.43	-58.31	8.35	11.50	V
Highest	3791.36	-61.75	-13	-48.75	-76.46	-68.49	5.88	12.62	H
	5687.04	-59.79	-13	-46.79	-77.70	-65.60	7.32	13.13	H
	7582.72	-55.50	-13	-42.50	-77.68	-58.66	8.38	11.54	H
	3791.36	-61.69	-13	-48.69	-76.52	-68.43	5.88	12.62	V
	5687.04	-59.96	-13	-46.96	-77.88	-65.77	7.32	13.13	V
	7582.72	-55.79	-13	-42.79	-77.76	-58.95	8.38	11.54	V

Remark: Spurious emissions within 30-1000MHz were found more than 20dB below limit line.



5G NR n66 / NR 40MHz / QPSK DFT-s-OFDM									
Channel	Frequency (MHz)	EIRP (dBm)	Limit (dBm)	Over Limit (dB)	SPA Reading (dBm)	S.G. Power (dBm)	TX Cable loss (dB)	TX Antenna Gain (dBi)	Polarization (H/V)
Lowest	3421.84	-63.73	-13	-50.73	-75.98	-70.61	5.60	12.48	H
	5132.76	-60.36	-13	-47.36	-77.85	-66.04	7.10	12.78	H
	6843.68	-57.83	-13	-44.83	-78.28	-61.22	8.38	11.77	H
	3421.84	-62.83	-13	-49.83	-75.65	-69.71	5.60	12.48	V
	5132.76	-60.32	-13	-47.32	-77.75	-66.00	7.10	12.78	V
	6843.68	-57.93	-13	-44.93	-78.14	-61.32	8.38	11.77	V
Middle	3541.84	-62.87	-13	-49.87	-76.51	-69.72	5.65	12.50	H
	5177.76	-60.00	-13	-47.00	-77.54	-65.67	7.13	12.80	H
	6903.68	-57.45	-13	-44.45	-78.18	-60.85	8.40	11.80	H
	3541.84	-62.25	-13	-49.25	-76.41	-69.10	5.65	12.50	V
	5177.76	-59.81	-13	-46.81	-77.29	-65.48	7.13	12.80	V
	6903.68	-57.26	-13	-44.26	-77.92	-60.66	8.40	11.80	V
Highest	3481.84	-63.19	-13	-50.19	-76.12	-70.03	5.68	12.52	H
	5232.76	-60.42	-13	-47.42	-77.58	-66.09	7.15	12.82	H
	6972	-56.63	-13	-43.63	-77.67	-60.06	8.42	11.85	H
	3481.84	-62.71	-13	-49.71	-76.18	-69.55	5.68	12.52	V
	5232.76	-60.60	-13	-47.60	-77.71	-66.27	7.15	12.82	V
	6963.68	-56.55	-13	-43.55	-77.66	-59.98	8.42	11.85	V

Remark: Spurious emissions within 30-1000MHz were found more than 20dB below limit line.