



FCC RADIO TEST REPORT

FCC ID : 2AJN7-TP00128B
Equipment : Notebook Computer
Brand Name : Lenovo
Model Name : TP00128B
Applicant : LC Future Center Limited Taiwan Branch
7F., No.780, Beian Rd., Zhongshan Dist., Taipei 104, Taiwan
Manufacturer : LCFC (HeFei) Electronics Technology Co., Ltd.
No. 3188-1, Yungu Road (Hefei Export Processing Zone), Hefei
Economics & Technology Development Area, Anhui, CHINA
Standard : FCC 47 CFR Part 2, 22(H), 24(E), 27

Equipment: Fibocom FM350-GL tested inside of Lenovo Notebook Computer.

The product was received on Sep. 06, 2021 and testing was started from Oct. 12, 2021 to Jan. 10, 2022. We, Sporton International Inc. Wensan Laboratory, would like to declare that the tested sample has been evaluated in accordance with the test procedures given in ANSI / TIA-603-E and has been in compliance with the applicable technical standards.

The test results in this partial report apply exclusively to the tested model / sample. Without written approval of Sporton International Inc. Wensan Laboratory, the test report shall not be reproduced except in full.

Louis Wu

Approved by: Louis Wu

Sporton International Inc. Wensan Laboratory



Table of Contents

History of this test report..... 3

Summary of Test Result..... 4

1 General Description 6

 1.1 Product Feature of Equipment Under Test..... 6

 1.2 Product Specification of Equipment Under Test..... 8

 1.3 Modification of EUT 9

 1.4 Testing Location 10

 1.5 Applicable Standards..... 10

2 Test Configuration of Equipment Under Test 11

 2.1 Test Mode..... 11

 2.2 Connection Diagram of Test System..... 14

 2.3 Support Unit used in test configuration and system 14

 2.4 Frequency List of Low/Middle/High Channels 15

3 Conducted Test Items..... 24

 3.1 Measuring Instruments 24

 3.2 Conducted Output Power and ERP/EIRP 25

4 Radiated Test Items 26

 4.1 Measuring Instruments 26

 4.2 Radiated Spurious Emission Measurement 28

5 List of Measuring Equipment..... 29

6 Uncertainty of Evaluation 31

Appendix A. Test Results of Conducted Test

Appendix B. Test Results of Radiated Test

Appendix C. Test Setup Photographs



Summary of Test Result

Report Clause	Ref Std. Clause	Test Items	Result (PASS/FAIL)	Remark
3.2	§2.1046	Conducted Output Power	Reporting only	-
	§22.913 (a)(5)	Effective Radiated Power (Band 5) (Band 26)	Pass	
	§27.50 (b)(10) §27.50 (c)(10)	Effective Radiated Power (Band 12) (Band 13) (Band 17) (Band 71)		
	§24.232 (c) §27.50 (h)(2)	Equivalent Isotropic Radiated Power (Band 2) (Band 25) (Band 7) (Band 38) (Band 41)		
	§27.50 (d)(4)	Equivalent Isotropic Radiated Power (Band 4) (Band 66)		
-	§24.232 (d) §27.50 (d)(5)	Peak-to-Average Ratio	-	See Note
-	§2.1049	Occupied Bandwidth	-	See Note
-	§2.1051 §22.917 (a) §24.238 (a) §27.53 (c)(2)(4) §27.53 (g) §27.53 (h)	Conducted Band Edge Measurement (Band 2) (Band 4) (Band 5) (Band 12) (Band 13) (Band 17) (Band 25) (Band 26) (Band 66) (Band 71)	-	See Note
-	§2.1051 §27.53 (m)(4)	Conducted Band Edge Measurement (Band 7) (Band 38) (Band 41)		
-	§2.1051 §22.917 (a) §24.238 (a) §27.53 (c)(2) §27.53 (g) §27.53 (h)	Conducted Spurious Emission (Band 2) (Band 4) (Band 5) (Band 12) (Band 13) (Band 17) (Band 25) (Band 26) (Band 66) (Band 71)	-	See Note
-	§2.1051 §27.53 (m)(4)	Conducted Spurious Emission (Band 7) (Band 38) (Band 41)		
-	§2.1055 §22.355 §24.235 §27.54	Frequency Stability Temperature & Voltage	-	See Note



Report Clause	Ref Std. Clause	Test Items	Result (PASS/FAIL)	Remark
4.2	§2.1053 §22.917 (a) §24.238 (a) §27.53 (c)(2) §27.53 (f) §27.53 (g) §27.53 (h)	Radiated Spurious Emission (Band 2) (Band 4) (Band 5) (Band 12) (Band 13) (Band 17) (Band 25) (Band 26) (Band 66) (Band 71)	Pass	Under limit 12.63 dB at 1560.000 MHz
	§2.1051 §27.53 (m)(4)	Radiated Spurious Emission (Band 7) (Band 38) (Band 41)		

Note:

1. The certified module (model: FM350-GL) which supports normal mode and TX switching mode being integrated into a notebook computer. Spot check on both modes were performed and no degradation occur. Thus the module test results were leveraged in this report and additionally reporting the spot check results in this report.
2. In normal mode, Conducted power was verified to be consistent with the original modular approval, so the output power level in the original modular grant is referenced in this report for determining ERP/EIRP of this host product, and verified the TX switching mode of Radiated Spurious Emission and Conducted power.

Declaration of Conformity:

The test results with all measurement uncertainty excluded are presented in accordance with the regulation limits or requirements declared by manufacturers.

Comments and Explanations:

The product specifications of the EUT presented in the report are declared by the manufacturer who shall take full responsibility for the authenticity.

Reviewed by: Sheng Kuo

Report Producer: Lucy Wu



1 General Description

1.1 Product Feature of Equipment Under Test

Product Feature	
Equipment	Notebook Computer
Brand Name	Lenovo
Model Name	TP00128B
FCC ID	2AJN7-TP00128B
Sample 1	EUT with Amphenol Antenna
Sample 2	EUT with JYT/NVC Antenna
EUT supports Radios application	WCDMA/HSPA/LTE/5G NR/GNSS
EUT Stage	Production Unit

Remark:

1. The above EUT's information was declared by manufacturer.
2. Equipment: Fibocom FM350-GL tested inside of Lenovo Notebook Computer.



WWAN Antenna Information				
Main Antenna	Manufacturer	Amphenol	Peak gain (dBi)	LTE Band 2 : 0.50 LTE Band 4 : 0.95 LTE Band 5 : -0.43 LTE Band 7 : 0.36 LTE Band 12 : -1.66 LTE Band 13 : -1.44 LTE Band 17 : -1.59 LTE Band 25 : 0.40 LTE Band 26 : -0.43 LTE Band 38 : 0.76 LTE Band 41 : 1.62 LTE Band 66 : 0.80 LTE Band 71 : -1.91
	Part number	TKC114-16-000-C	Type	PIFA
	Manufacturer	JYT/NVC	Peak gain (dBi)	LTE Band 2 : -1.83 LTE Band 4 : -1.18 LTE Band 5 : -2.02 LTE Band 7 : -4.23 LTE Band 12 : -3.81 LTE Band 13 : -3.29 LTE Band 17 : -3.56 LTE Band 25 : -1.67 LTE Band 26 : -2.02 LTE Band 38 : -5.78 LTE Band 41 : -4.12 LTE Band 66 : -1.21 LTE Band 71 : -4.43
	Part number	JYAAE0154HR	Type	PIFA
MIMO 2 Antenna	Manufacturer	Amphenol	Peak gain (dBi)	LTE Band 2 : 0.60 LTE Band 4 : 1.00 LTE Band 7 : 1.51 LTE Band 25 : 0.60 LTE Band 38 : 0.96 LTE Band 41 : 1.52 LTE Band 66 : 1.00
	Part number	TKC113-16-000-C	Type	PIFA
	Manufacturer	JYT/NVC	Peak gain (dBi)	LTE Band 2 : -1.31 LTE Band 4 : -3.23 LTE Band 7 : -1.80 LTE Band 25 : -1.18 LTE Band 38 : -1.92 LTE Band 41 : -1.69 LTE Band 66 : -3.21
	Part number	JYAAE0155HR	Type	PIFA

Remark: The above EUT's information was declared by manufacturer. Please refer to Comments and Explanations in report summary.



Normal mode		TX switching mode	
	TX/RX		TX/RX
Ant_0(Main)	WCDMA : 2/4/5 LTE : 2/4/5/7/12/13/14/17/25/26/30/38/66/71 NR : 2/5/7/25/30/38/66/71	Ant_0(Main)	WCDMA : 5 LTE : 5/12/13/14/17/26/41/48/71 NR : 5/41/71/77/78
Ant_2(MIMO2)	LTE : 41/48 NR : 41/77/78	Ant_2(MIMO2)	WCDMA : 2/4 LTE : 2/4/7/25/30/38/66 NR : 2/7/25/30/38/66

1.2 Product Specification of Equipment Under Test

Product Specification is subject to this standard	
Tx Frequency	LTE Band 2: 1850.7 MHz ~ 1909.3 MHz LTE Band 4: 1710.7 MHz ~ 1754.3 MHz LTE Band 5: 824.7 MHz ~ 848.3 MHz LTE Band 7: 2502.5 MHz ~ 2567.5 MHz LTE Band 12: 699.7 MHz ~ 715.3 MHz LTE Band 13: 779.5 MHz ~ 784.5 MHz LTE Band 17 : 706.5 MHz ~ 713.5 MHz LTE Band 25: 1850.7MHz ~ 1914.3 MHz LTE Band 26: 824.7MHz ~ 848.3 MHz LTE Band 38: 2572.5MHz ~ 2617.5MHz LTE Band 41: 2498.5 MHz ~ 2687.5 MHz LTE Band 66: 1710.7 MHz ~ 1779.3 MHz LTE Band 71: 665.5 MHz ~ 695.5 MHz
Rx Frequency	LTE Band 2: 1930.7 MHz ~ 1989.3 MHz LTE Band 4: 2110.7 MHz ~ 2154.3 MHz LTE Band 5: 869.7 MHz ~ 893.3 MHz LTE Band 7: 2622.5MHz ~ 2687.5 MHz LTE Band 12: 729.7 MHz ~ 745.3 MHz LTE Band 13: 748.5 MHz ~ 753.5 MHz LTE Band 17 : 736.5 MHz ~ 743.5 MHz LTE Band 25: 1930.7MHz ~ 1994.3 MHz LTE Band 26: 869.7MHz ~ 893.3MHz LTE Band 38: 2572.5MHz ~ 2617.5MHz LTE Band 41: 2498.5 MHz ~ 2687.5 MHz LTE Band 66: 2110.7 MHz ~ 2199.3 MHz LTE Band 71: 619.5 MHz ~ 649.5 MHz
Bandwidth	LTE Band 2: 1.4MHz / 3MHz / 5MHz / 10MHz / 15MHz / 20MHz LTE Band 4: 1.4MHz / 3MHz / 5MHz / 10MHz / 15MHz / 20MHz LTE Band 5: 1.4MHz / 3MHz / 5MHz / 10MHz LTE Band 7: 5MHz / 10MHz / 15MHz / 20MHz LTE Band 12: 1.4MHz / 3MHz / 5MHz / 10MHz LTE Band 13: 5MHz / 10MHz LTE Band 17 : 5MHz / 10MHz LTE Band 25: 1.4MHz / 3MHz / 5MHz / 10MHz / 15MHz / 20MHz LTE Band 26: 1.4MHz / 3MHz / 5MHz / 10MHz / 15MHz LTE Band 38: 5MHz / 10MHz / 15MHz / 20MHz LTE Band 41: 5MHz / 10MHz / 15MHz / 20MHz LTE Band 66: 1.4MHz / 3MHz / 5MHz / 10MHz / 15MHz / 20MHz LTE Band 71: 5MHz / 10MHz / 15MHz / 20MHz



Product Specification is subject to this standard	
Maximum Output Power to Antenna	<p><Main Antenna> LTE Band 2 : 22.46 dBm LTE Band 4 : 22.46 dBm LTE Band 5 : 23.67 dBm LTE Band 5B : 22.99 dBm LTE Band 7 : 22.58 dBm LTE Band 7C : 21.74 dBm LTE Band 12 : 24.02 dBm LTE Band 13 : 23.67 dBm LTE Band 17 : 23.86 dBm LTE Band 25 : 22.46 dBm LTE Band 26 : 23.70 dBm LTE Band 38 : 23.39 dBm LTE Band 38C : 21.70 dBm LTE Band 41 : 21.86 dBm LTE Band 41 : 24.81 dBm for HPUE LTE Band 41C : 20.36 dBm LTE Band 66 : 22.86 dBm LTE Band 66B : 22.66 dBm LTE Band 66C : 22.28 dBm LTE Band 71 : 23.81 dBm</p> <p><MIMO 2 Antenna> LTE Band 2 : 22.77 dBm LTE Band 4 : 22.89 dBm LTE Band 7 : 22.91 dBm LTE Band 7C : 22.41 dBm LTE Band 25 : 22.78 dBm LTE Band 38 : 22.67 dBm LTE Band 38C : 22.32 dBm LTE Band 41 : 26.40 dBm for HPUE LTE Band 41C : 21.90 dBm LTE Band 41C : 26.32 dBm for HPUE LTE Band 66 : 22.90 dBm LTE Band 66B : 22.41 dBm LTE Band 66C : 22.51 dBm</p>
Type of Modulation	QPSK / 16QAM / 64QAM / 256QAM

1.3 Modification of EUT

No modifications are made to the EUT during all test items.



1.4 Testing Location

Test Site	Sporton International Inc. EMC & Wireless Communications Laboratory
Test Site Location	No.52, Huaya 1st Rd., Guishan Dist., Taoyuan City 333
Test Site No.	Sporton Site No.
	TH03-HY (TAF Code: 1190)
Test Engineer	Benjamin Lin
Temperature (°C)	23.5~25
Relative Humidity (%)	49.4~52
Remark	The Conducted test item subcontracted to Sporton International Inc. EMC & Wireless Communications Laboratory

Test Site	Sporton International Inc. Wensan Laboratory
Test Site Location	No.58, Aly. 75, Ln. 564, Wenhua 3rd, Rd., Guishan Dist., Taoyuan City 333010
Test Site No.	Sporton Site No.
	03CH12-HY
Test Engineer	Jack Cheng, Lance Chiang and Chuan Chu
Temperature (°C)	21.6~26.2
Relative Humidity (%)	56~68

Note: The test site complies with ANSI C63.4 2014 requirement.

FCC Designation No.: TW1190 and TW3786

1.5 Applicable Standards

According to the specifications of the manufacturer, the EUT must comply with the requirements of the following standards:

- ◆ ANSI C63.26-2015
- ◆ ANSI / TIA-603-E
- ◆ FCC 47 CFR Part 2, 22(H), 24(E), 27
- ◆ FCC KDB 971168 D01 Power Meas. License Digital Systems v03r01
- ◆ FCC KDB 412172 D01 Determining ERP and EIRP v01r01
- ◆ FCC KDB 414788 D01 Radiated Test Site v01r01.

Remark:

1. All test items were verified and recorded according to the standards and without any deviation during the test.
2. The TAF code is not including all the FCC KDB listed without accreditation.



2 Test Configuration of Equipment Under Test

2.1 Test Mode

Antenna port conducted and radiated test items listed below are performed according to KDB 971168 D01 Power Meas. License Digital Systems v03r01 with maximum output power.

For radiated measurement, the measured emission level of the EUT was maximized by rotating the EUT on a turntable, adjusting the orientation of the EUT and EUT antenna in Tablet Type (three orthogonal axis (X: flat, Y: portrait, Z: landscape)) and Notebook Type, and adjusting the measurement antenna orientation, following C63.26 exploratory test procedures and find **<Main Antenna>**: X Plane with accessory for LTE Band 38, 41_HPUE, 66C; X Plane without accessory for LTE Band 41C_HPUE,66; Y Plane with accessory for LTE Band 7, 7C, 12, 13; Y Plane without accessory for LTE Band 5B, 26, 66B; Z Plane with accessory for LTE Band 25; Notebook Type with accessory for LTE Band 71; **<MIMO 2 Antenna>**: Y Plane with accessory for LTE Band 7C, 66, 66B; Y Plane without accessory for LTE Band 25, 38, 41_HPUE; Z Plane with accessory for LTE Band 41C_HPUE, 66C; Notebook type with accessory for LTE Band 7 as worst plane.

Test Items	Band	Bandwidth (MHz)						Modulation				RB #			Test Channel		
		1.4	3	5	10	15	20	QPSK	16QAM	64QAM	256QAM	1	Half	Full	L	M	H
Max. Output Power	2	v	v	v	v	v	v	v	v	v	v	v	v	v	v	v	v
	4	v	v	v	v	v	v	v	v	v	v	v	v	v	v	v	v
	5	v	v	v	v	-	-	v	v	v		v	v	v	v	v	v
	7	-	-	v	v	v	v	v	v	v	v	v	v	v	v	v	v
	12	v	v	v	v	-	-	v	v	v		v	v	v	v	v	v
	13	-	-	v	v	-	-	v	v	v		v	v	v	v	v	v
	17	-	-	v	v	-	-	v	v	v		v	v	v	v	v	v
	25	v	v	v	v	v	v	v	v	v	v	v	v	v	v	v	v
	26	v	v	v	v	v	-	v	v	v		v	v	v	v	v	v
	38	-	-	v	v	v	v	v	v	v	v	v	v	v	v	v	v
	41	-	-	v	v	v	v	v	v	v	v	v	v	v	v	v	v
	66	v	v	v	v	v	v	v	v	v	v	v	v	v	v	v	v
71	-	-	v	v	v	v	v	v	v		v	v	v	v	v	v	



Test Items	Band	Bandwidth (MHz)						Modulation				RB #			Test Channel		
		1.4	3	5	10	15	20	QPSK	16QAM	64QAM	256QAM	1	Half	Full	L	M	H
E.R.P / E.I.R.P	2	v	v	v	v	v	v	v	v	v	v	Max. Power					
	4	v	v	v	v	v	v	v	v	v	v						
	5	v	v	v	v	-	-	v	v	v							
	7	-	-	v	v	v	v	v	v	v	v						
	12	v	v	v	v	-	-	v	v	v							
	13	-	-	v	v	-	-	v	v	v							
	17	-	-	v	v	-	-	v	v	v							
	25	v	v	v	v	v	v	v	v	v	v						
	26	v	v	v	v	v	-	v	v	v							
	38	-	-	v	v	v	v	v	v	v	v						
	41	-	-	v	v	v	v	v	v	v	v						
	66	v	v	v	v	v	v	v	v	v	v						
	71	-	-	v	v	v	v	v	v	v							
Radiated Spurious Emission	2	Covered by Band 25															
	4	Covered by Band 66															
	5	Covered by Band 26															
	7	-	-				v	v				v			v	v	v
	12				v	-	-	v				v			v	v	v
	13	-	-	v	v	-	-	v				v			v	v	v
	17	Covered by Band 12															
	25						v	v				v			v	v	v
	26					v	-	v				v			v	v	v
	38	-	-				v	v				v			v	v	v
	41	-	-				v	v				v			v	v	v
66						v	v				v			v	v	v	
71	-	-				v	v				v			v	v	v	
Remark	<ol style="list-style-type: none"> The mark "v" means that this configuration is chosen for testing The mark "-" means that this bandwidth is not supported. The device is investigated from 30MHz to 10 times of fundamental signal for radiated spurious emission test under different RB size/offset and modulations in exploratory test. Subsequently, only the worst case emissions are reported. Wider operating range bandwidth covers narrower one when the power is higher or the same. For modulation of 256QAM, the maximum power of 256QAM is lower than other modulation (QPSK/16QAM/64QAM), therefore, for Normal Mode, according to engineering evaluation, we choose higher power (QPSK/16QAM/64QAM) to perform all tests and show in the report. All the radiated test cases were performed with Sample 1. 																

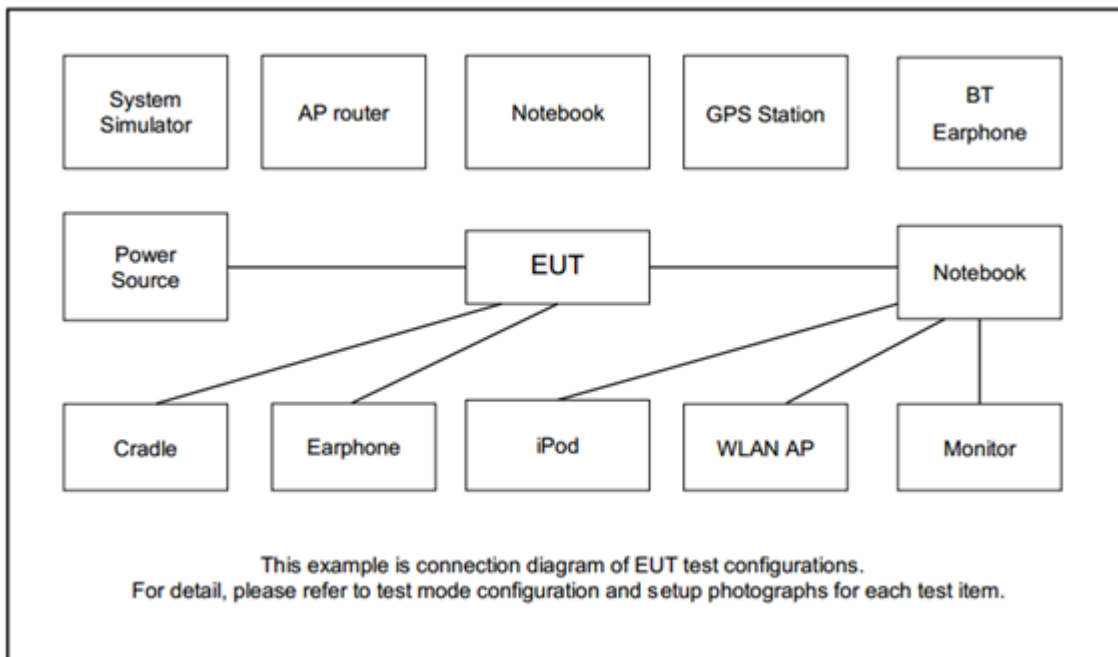


Test Items	Band	Bandwidth (MHz)					Modulation				RB #			Test Channel		
		3+5	5+3	5+10	10+5	10+10	QPSK	16QAM	64QAM	256QAM	1	Half	Full	L	M	H
Max. Output Power	5B_CA	-	-			v	v	v	v		v			v	v	v
E.R.P.	5B_CA	-	-			v	v	v	v		Max. Power					
Radiated Spurious Emission	5B_CA					v	v				v			v	v	v
Remark	<ol style="list-style-type: none"> The mark "v" means that this configuration is chosen for testing The mark "-" means that this bandwidth is not supported. The device is investigated from 30MHz to 10 times of fundamental signal for radiated spurious emission test under different RB size/offset and modulations in exploratory test. Subsequently, only the worst case emissions are reported. For modulation of 256QAM, the maximum power of 256QAM is lower than other modulation (QPSK/16QAM/64QAM), therefore, according to engineering evaluation, we choose higher power (QPSK/16QAM/64QAM) to perform all tests and show in the report. All the radiated test cases were performed with Sample 1 															

Test Items	Band	Bandwidth (MHz)										Modulation				RB #			Test Channel		
		20+20	20+15	15+20	20+10	10+20	20+5	5+20	15+15	15+10	10+15	QPSK	16QAM	64QAM	256QAM	1	Half	Full	L	M	H
Max. Output Power	7C_CA	v	v	v	v	v	-	-	v	v	-	v	v	v		v		v	v	v	v
	38C_CA	v							v			v	v	v		v		v	v	v	v
	41C_CA	v	v	v	v	v	v	v	v	v	v	v	v	v		v		v	v	v	v
	66C_CA		v		v	v	v	v	v	v	v	v	v	v		v		v	v	v	v
E.I.R.P.	7C_CA	v	v	v	v	v	-	-	v	v	-	v	v	v		Max. Power					
	38C_CA	v							v			v	v	v							
	41C_CA	v	v	v	v	v	v	v	v	v	v	v	v	v							
	66C_CA		v		v	v	v	v	v	v	v	v	v	v							
Radiated Spurious Emission	7C_CA	v										v				v			v	v	v
	38C_CA	Covered by Band 41C																			
	41C_CA	v										v				v			v	v	v
	66C_CA	v										v				v			v	v	v
Remark	<ol style="list-style-type: none"> The mark "v" means that this configuration is chosen for testing The mark "-" means that this bandwidth is not supported. The device is investigated from 30MHz to 10 times of fundamental signal for radiated spurious emission test under different RB size/offset and modulations in exploratory test. Subsequently, only the worst case emissions are reported. Wider operating range bandwidth covers narrower one when the power is higher or the same. For modulation of 256QAM, the maximum power of 256QAM is lower than other modulation (QPSK/16QAM/64QAM), therefore, according to engineering evaluation, we choose higher power (QPSK/16QAM/64QAM) to perform all tests and show in the report. All the radiated test cases were performed with Sample 1. 																				

Test Items	Band	Bandwidth (MHz)						Modulation				RB #			Test Channel		
		5+5	5+10	10+5	5+15	15+5	10+10	QPSK	16QAM	64QAM	256QAM	1	Half	Full	L	M	H
Max. Output Power	66B_CA					v		v	v	v		v			v	v	v
E.I.R.P.	66B_CA					v		v	v	v		Max. Power					
Radiated Spurious Emission	66B_CA						v	v				v			v	v	v
Remark	<ol style="list-style-type: none"> The mark "v " means that this configuration is chosen for testing The mark "-" means that this bandwidth is not supported. The device is investigated from 30MHz to 10 times of fundamental signal for radiated spurious emission test under different RB size/offset and modulations in exploratory test. Subsequently, only the worst case emissions are reported. For modulation of 256QAM, the maximum power of 256QAM is lower than other modulation (QPSK/16QAM/64QAM), therefore, according to engineering evaluation, we choose higher power (QPSK/16QAM/64QAM) to perform all tests and show in the report. All the radiated test cases were performed with Sample 1. 																

2.2 Connection Diagram of Test System



2.3 Support Unit used in test configuration and system

Item	Equipment	Brand Name	Model No.	FCC ID	Data Cable	Power Cord
1.	System Simulator	Anritsu	MT8821C	N/A	N/A	Unshielded, 1.8 m
2.	iPod Earphone	Apple	N/A	Verification	Unshielded, 1.0 m	N/A



2.4 Frequency List of Low/Middle/High Channels

LTE Band 2 Channel and Frequency List				
BW [MHz]	Channel/Frequency(MHz)	Lowest	Middle	Highest
20	Channel	18700	18900	19100
	Frequency	1860	1880	1900
15	Channel	18675	18900	19125
	Frequency	1857.5	1880	1902.5
10	Channel	18650	18900	19150
	Frequency	1855	1880	1905
5	Channel	18625	18900	19175
	Frequency	1852.5	1880	1907.5
3	Channel	18615	18900	19185
	Frequency	1851.5	1880	1908.5
1.4	Channel	18607	18900	19193
	Frequency	1850.7	1880	1909.3

LTE Band 4 Channel and Frequency List				
BW [MHz]	Channel/Frequency(MHz)	Lowest	Middle	Highest
20	Channel	20050	20175	20300
	Frequency	1720	1732.5	1745
15	Channel	20025	20175	20325
	Frequency	1717.5	1732.5	1747.5
10	Channel	20000	20175	20350
	Frequency	1715	1732.5	1750
5	Channel	19975	20175	20375
	Frequency	1712.5	1732.5	1752.5
3	Channel	19965	20175	20385
	Frequency	1711.5	1732.5	1753.5
1.4	Channel	19957	20175	20393
	Frequency	1710.7	1732.5	1754.3



LTE Band 5 Channel and Frequency List				
BW [MHz]	Channel/Frequency(MHz)	Lowest	Middle	Highest
10	Channel	20450	20525	20600
	Frequency	829	836.5	844
5	Channel	20425	20525	20625
	Frequency	826.5	836.5	846.5
3	Channel	20415	20525	20635
	Frequency	825.5	836.5	847.5
1.4	Channel	20407	20525	20643
	Frequency	824.7	836.5	848.3

LTE Band 7 Channel and Frequency List				
BW [MHz]	Channel/Frequency(MHz)	Lowest	Middle	Highest
20	Channel	20850	21100	21350
	Frequency	2510	2535	2560
15	Channel	20825	21100	21375
	Frequency	2507.5	2535	2562.5
10	Channel	20800	21100	21400
	Frequency	2505	2535	2565
5	Channel	20775	21100	21425
	Frequency	2502.5	2535	2567.5

LTE Band 12 Channel and Frequency List				
BW [MHz]	Channel/Frequency(MHz)	Lowest	Middle	Highest
10	Channel	23060	23095	23130
	Frequency	704	707.5	711
5	Channel	23035	23095	23155
	Frequency	701.5	707.5	713.5
3	Channel	23025	23095	23165
	Frequency	700.5	707.5	714.5
1.4	Channel	23017	23095	23173
	Frequency	699.7	707.5	715.3



LTE Band 13 Channel and Frequency List				
BW [MHz]	Channel/Frequency(MHz)	Lowest	Middle	Highest
10	Channel	-	23230	-
	Frequency	-	782	-
5	Channel	23205	23230	23255
	Frequency	779.5	782	784.5

LTE Band 17 Channel and Frequency List				
BW [MHz]	Channel/Frequency(MHz)	Lowest	Middle	Highest
10	Channel	23780	23790	23800
	Frequency	709	710	711
5	Channel	23755	23790	23825
	Frequency	706.5	710	713.5

LTE Band 25 Channel and Frequency List				
BW [MHz]	Channel/Frequency(MHz)	Lowest	Middle	Highest
20	Channel	26140	26340	26590
	Frequency	1860	1880	1905
15	Channel	26115	26340	26615
	Frequency	1857.5	1880	1907.5
10	Channel	26090	26340	26640
	Frequency	1855	1880	1910
5	Channel	26065	26340	26665
	Frequency	1852.5	1880	1912.5
3	Channel	26055	26340	26675
	Frequency	1851.5	1880	1913.5
1.4	Channel	26047	26340	26683
	Frequency	1850.7	1880	1914.3



LTE Band 26 Channel and Frequency List				
BW [MHz]	Channel/Frequency(MHz)	Lowest	Middle	Highest
15	Channel	26865	26915	26965
	Frequency	831.5	836.5	841.5
10	Channel	26840	26915	26990
	Frequency	829.0	836.5	844.0
5	Channel	26815	26915	27015
	Frequency	826.5	836.5	846.5
3	Channel	26805	26915	27025
	Frequency	825.5	836.5	847.5
1.4	Channel	26797	26915	27033
	Frequency	824.7	836.5	848.3

LTE Band 38 Channel and Frequency List				
BW [MHz]	Channel/Frequency(MHz)	Lowest	Middle	Highest
20	Channel	37850	38000	38150
	Frequency	2580.0	2595.0	2610.0
15	Channel	37825	38000	38175
	Frequency	2577.5	2595.0	2612.5
10	Channel	37800	38000	38200
	Frequency	2575.0	2595.0	2615.0
5	Channel	37775	38000	38225
	Frequency	2572.5	2595.0	2617.5

LTE Band 41 Channel and Frequency List				
BW [MHz]	Channel/Frequency(MHz)	Lowest	Middle	Highest
20	Channel	39750	40620	41490
	Frequency	2506.0	2593.0	2680.0
15	Channel	39725	40620	41515
	Frequency	2503.5	2593.0	2682.5
10	Channel	39700	40620	41540
	Frequency	2501.0	2593.0	2685.0
5	Channel	39675	40620	41565
	Frequency	2498.5	2593.0	2687.5



LTE Band 66 Channel and Frequency List				
BW [MHz]	Channel/Frequency(MHz)	Lowest	Middle	Highest
20	Channel	132072	132322	132572
	Frequency	1720	1745	1770
15	Channel	132047	132322	132597
	Frequency	1717.5	1745	1772.5
10	Channel	132022	132322	132622
	Frequency	1715	1745	1775
5	Channel	131997	132322	132647
	Frequency	1712.5	1745	1777.5
3	Channel	131987	132322	132657
	Frequency	1711.5	1745	1778.5
1.4	Channel	131979	132322	132665
	Frequency	1710.7	1745	1779.3

LTE Band 71 Channel and Frequency List				
BW [MHz]	Channel/Frequency(MHz)	Lowest	Middle	Highest
20	Channel	133222	133297	133372
	Frequency	673.0	680.5	688.0
15	Channel	133197	133297	133397
	Frequency	670.5	680.5	690.5
10	Channel	133172	133297	133422
	Frequency	668.0	680.5	693.0
5	Channel	133147	133297	133447
	Frequency	665.5	680.5	695.5

LTE Band 5B Channel and Frequency List_CA					
BW [MHz]	Channel/Frequency(MHz)		Lowest	Middle	Highest
10 + 10	PCC	Channel	20450	20476	20501
		Frequency	829.0	831.6	834.1
	SCC	Channel	20549	20575	20600
		Frequency	838.9	841.5	844.0



LTE Band 7C Channel and Frequency List_CA					
BW [MHz]	Channel/Frequency(MHz)		Lowest	Middle	Highest
20 + 20	PCC	Channel	20850	21001	21152
		Frequency	2510.0	2525.1	2540.2
	SCC	Channel	21048	21199	21350
		Frequency	2529.8	2544.9	2560.0
20 + 15	PCC	Channel	20850	21026	21201
		Frequency	2510.0	2527.6	2545.1
	SCC	Channel	21021	21197	21372
		Frequency	2527.1	2544.7	2562.2
15 + 20	PCC	Channel	20828	21003	21179
		Frequency	2507.8	2525.3	2542.9
	SCC	Channel	20999	21174	21350
		Frequency	2524.9	2542.4	2560.0
20 + 10	PCC	Channel	20850	21051	21251
		Frequency	2510.0	2530.1	2550.1
	SCC	Channel	20994	21195	21395
		Frequency	2524.4	2544.5	2564.5
10 + 20	PCC	Channel	20805	21006	21206
		Frequency	2505.5	2525.6	2545.6
	SCC	Channel	20949	21150	21350
		Frequency	2519.9	2540.0	2560.0
15 + 15	PCC	Channel	20825	21025	21225
		Frequency	2507.5	2527.5	2547.5
	SCC	Channel	20975	21175	21375
		Frequency	2522.5	2542.5	2562.5
15 + 10	PCC	Channel	20825	21051	21277
		Frequency	2507.5	2530.1	2552.7
	SCC	Channel	20945	21171	21397
		Frequency	2519.5	2542.1	2564.7



LTE Band 38C Channel and Frequency List_CA					
BW [MHz]	Channel/Frequency(MHz)		Lowest	Middle	Highest
20 + 20	PCC	Channel	37850	37901	37952
		Frequency	2580.0	2585.1	2590.2
	SCC	Channel	38048	38099	38150
		Frequency	2599.8	2604.9	2610.0
15+ 15	PCC	Channel	37825	37925	38025
		Frequency	2577.5	2587.5	2597.5
	SCC	Channel	37975	38075	38175
		Frequency	2592.5	2602.5	2612.5

LTE Band 41C Channel and Frequency List_CA					
BW [MHz]	Channel/Frequency(MHz)		Lowest	Middle	Highest
20 + 20	PCC	Channel	39750	40521	41292
		Frequency	2506.0	2583.1	2660.2
	SCC	Channel	39948	40719	41490
		Frequency	2525.8	2602.9	2680.0
20 + 15	PCC	Channel	39750	40546	41341
		Frequency	2506.0	2585.6	2665.1
	SCC	Channel	39921	40717	41512
		Frequency	2523.1	2602.7	2682.2
15 + 20	PCC	Channel	39728	40523	41319
		Frequency	2503.8	2593.3	2662.9
	SCC	Channel	39899	40694	41490
		Frequency	2520.9	2600.4	2680.0
20 + 10	PCC	Channel	39750	40571	41391
		Frequency	2506.0	2588.1	2670.1
	SCC	Channel	39894	40715	41535
		Frequency	2520.4	2602.5	2684.5
10 + 20	PCC	Channel	39705	40526	41346
		Frequency	2501.5	2583.6	2665.6
	SCC	Channel	39849	40670	41490
		Frequency	2515.9	2598.0	2680.0



LTE Band 41C Channel and Frequency List_CA					
20 + 5	PCC	Channel	39750	40595	41440
		Frequency	2506.0	2590.5	2675.0
	SCC	Channel	39867	40712	41557
		Frequency	2517.7	2602.2	2686.7
5 + 20	PCC	Channel	39683	40528	41373
		Frequency	2499.3	2583.8	2668.3
	SCC	Channel	39800	40645	41490
		Frequency	2511.0	2595.5	2680.0
15 + 15	PCC	Channel	39725	40545	41365
		Frequency	2503.5	2585.5	2667.5
	SCC	Channel	39875	40695	41515
		Frequency	2518.5	2600.5	2682.5
10 + 15	PCC	Channel	39703	40549	41395
		Frequency	2501.3	2585.9	2670.5
	SCC	Channel	39823	40669	41515
		Frequency	2513.3	2597.9	2682.5
15 + 10	PCC	Channel	39725	40571	41417
		Frequency	2503.5	2588.1	2672.7
	SCC	Channel	39845	40691	41537
		Frequency	2515.5	2600.1	2684.7

LTE Band 66B Channel and Frequency List_CA					
BW [MHz]	Channel/Frequency(MHz)		Lowest	Middle	Highest
15 + 5	PCC	Channel	132047	132398	132549
		Frequency	1717.5	1752.6	1767.7
	SCC	Channel	132140	133391	132642
		Frequency	1726.8	1761.9	1777.0
10 + 10	PCC	Channel	132022	132373	135523
		Frequency	1715.0	1750.1	1765.1
	SCC	Channel	132121	133372	132622
		Frequency	1724.9	1760.0	1775.0



LTE Band 66C Channel and Frequency List_CA					
BW [MHz]	Channel/Frequency(MHz)		Lowest	Middle	Highest
10 + 15	PCC	Channel	132025	132351	132477
		Frequency	1715.3	1747.9	1760.5
	SCC	Channel	132145	133371	132597
		Frequency	1727.3	1759.9	1772.5
15 + 10	PCC	Channel	132047	132373	132499
		Frequency	1717.5	1750.1	1762.7
	SCC	Channel	132167	133393	132619
		Frequency	1729.5	1761.1	1774.7
10 + 20	PCC	Channel	132027	132328	132428
		Frequency	1715.5	1745.6	1755.6
	SCC	Channel	131171	133372	132572
		Frequency	1729.9	1760.0	1770.0
20 + 10	PCC	Channel	132072	132373	132473
		Frequency	1720.0	1750.1	1760.1
	SCC	Channel	132216	133417	132617
		Frequency	1734.4	1764.5	1774.5
15 + 15	PCC	Channel	132047	132347	132447
		Frequency	1717.5	1747.5	1757.5
	SCC	Channel	132197	133397	132597
		Frequency	1732.5	1762.5	1772.5
20 + 15	PCC	Channel	132072	132348	132423
		Frequency	1720.0	1747.6	1755.1
	SCC	Channel	132243	133419	132594
		Frequency	1737.1	1764.7	1772.2
20 + 5	PCC	Channel	132072	132397	132522
		Frequency	1720.0	1752.5	1765.0
	SCC	Channel	132189	133414	132639
		Frequency	1731.7	1764.2	1776.7
5 + 20	PCC	Channel	132005	132330	132455
		Frequency	1713.3	1745.8	1758.3
	SCC	Channel	132122	132447	132572
		Frequency	1725.0	1757.5	1770.0
20 + 20	PCC	Channel	132072	132323	132374
		Frequency	1720.0	1745.1	1750.2
	SCC	Channel	132270	133421	132572
		Frequency	1739.8	1764.9	1770.0

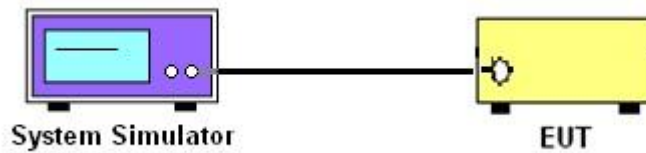
3 Conducted Test Items

3.1 Measuring Instruments

See list of measuring instruments of this test report.

3.1.1 Test Setup

3.1.2 Conducted Output Power



3.1.3 Test Result of Conducted Test

Please refer to Appendix A.



3.2 Conducted Output Power and ERP/EIRP

3.2.1 Description of the Conducted Output Power Measurement and ERP/EIRP Measurement

A system simulator was used to establish communication with the EUT. Its parameters were set to force the EUT transmitting at maximum output power. The measured power in the radio frequency on the transmitter output terminals shall be reported.

The ERP of mobile transmitters must not exceed 7 Watts for LTE Band 5 and Band 26

The ERP of mobile transmitters must not exceed 3 Watts for LTE Band 12, Band 13, Band 17 and Band 71

The EIRP of mobile transmitters must not exceed 2 Watts for LTE Band 2, Band 25, Band 7, Band 38 and Band 41

The EIRP of mobile transmitters must not exceed 1 Watts for LTE Band 4 and Band 66

According to KDB 412172 D01 Power Approach,

$EIRP = P_T + G_T - L_C$, $ERP = EIRP - 2.15$, where

P_T = transmitter output power in dBm

G_T = gain of the transmitting antenna in dBi

L_C = signal attenuation in the connecting cable between the transmitter and antenna in dB

3.2.2 Test Procedures

1. The transmitter output port was connected to the system simulator.
2. Set EUT at maximum power through the system simulator.
3. Select lowest, middle, and highest channels for each band and different modulation.
4. Measure and record the power level from the system simulator.

4 Radiated Test Items

4.1 Measuring Instruments

See list of measuring instruments of this test report.

4.1.1 Test Setup

For radiated test below 30MHz



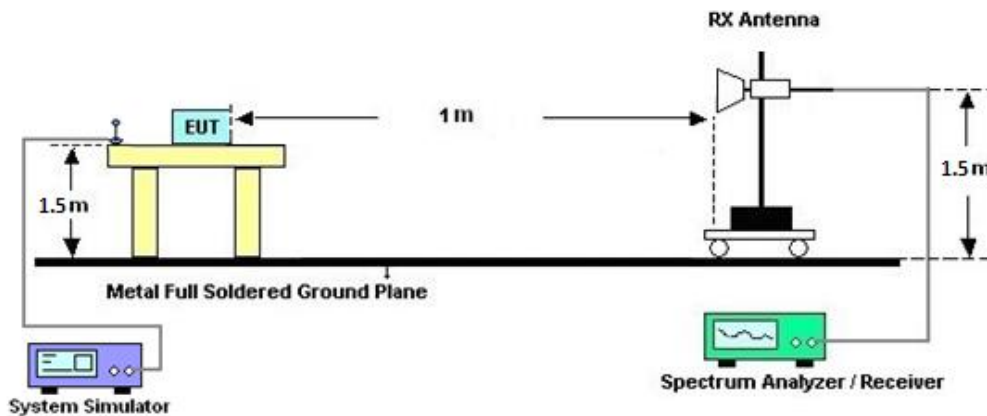
For radiated test from 30MHz to 1GHz



For radiated test from 1GHz to 18GHz



For radiated test above 18GHz



4.1.2 Test Result of Radiated Test

Please refer to Appendix B.

Note:

The low frequency, which started from 9 kHz to 30MHz, was pre-scanned and the result which was 20dB lower than the limit line was not reported.

There is adequate comparison measurement of both open-field test site and alternative test site - semi-Anechoic chamber according to 414788 D01 Radiated Test Site v01r01, and the result came out very similar.



4.2 Radiated Spurious Emission Measurement

4.2.1 Description of Radiated Spurious Emission Measurement

The radiated spurious emission was measured by substitution method according to ANSI / TIA-603-E. The power of any emission outside of the authorized operating frequency ranges must be attenuated below the transmitter power (P) by a factor of at least $43 + 10 \log (P)$ dB.

For LTE Band 7, 38, 41

The power of any emission outside of the authorized operating frequency ranges must be attenuated below the transmitter power (P) by a factor of at least $55 + 10 \log (P)$ dB.

For LTE Band 13

For operations in the 746-758 MHz, 775-788 MHz, and 805-806 MHz bands, emissions in the band 1559-1610 MHz shall be limited to -70 dBW/MHz equivalent isotropically radiated power (EIRP) for wideband signals, and -80 dBW EIRP for discrete emissions of less than 700 Hz bandwidth.

The spectrum is scanned from 30 MHz up to a frequency including its 10th harmonic.

4.2.2 Test Procedures

The testing follows FCC KDB 971168 D01 v03r01 Section 7 and ANSI / TIA-603-E Section 2.2.12.

1. The EUT was placed on a turntable with 0.8 meter for frequency below 1GHz and 1.5 meter for frequency above 1GHz respectively above ground.
2. The EUT was set 3 meters from the receiving antenna, which was mounted on the antenna tower.
3. The table was rotated 360 degrees to determine the position of the highest spurious emission.
4. The height of the receiving antenna is varied between one meter and four meters to search the maximum spurious emission for both horizontal and vertical polarizations.
5. Make the measurement with the spectrum analyzer's RBW = 1MHz, VBW = 3MHz, taking the record of maximum spurious emission.
6. A horn antenna was substituted in place of the EUT and was driven by a signal generator.
7. Tune the output power of signal generator to the same emission level with EUT maximum spurious emission.
8. Taking the record of output power at antenna port.
9. Repeat step 7 to step 8 for another polarization.
10. The RF fundamental frequency should be excluded against the limit line in the operating frequency band.

The limit line is derived from $43 + 10\log(P)$ dB below the transmitter power P(Watts)

For LTE Band 7, 38, 41

The limit line is derived from $55 + 10\log(P)$ dB below the transmitter power P(Watts)

EIRP (dBm) = S.G. Power – Tx Cable Loss + Tx Antenna Gain

ERP (dBm) = EIRP - 2.15



5 List of Measuring Equipment

Instrument	Brand Name	Model No.	Serial No.	Characteristics	Calibration Date	Test Date	Due Date	Remark
Base Station (Measure)	Anritsu	MT8821C	6262025341	N/A	Oct. 05, 2021	Oct. 12, 2021~ Jan. 10, 2022	Oct. 04, 2022	Conducted (TH03-HY)
Loop Antenna	Rohde & Schwarz	HFH2-Z2	100315	9 kHz~30 MHz	Jan. 04, 2021	Oct. 14, 2021~ Nov. 13, 2021	Jan. 03, 2022	Radiation (03CH12-HY)
Loop Antenna	Rohde & Schwarz	HFH2-Z2	100488	9 kHz~30 MHz	Sep. 07, 2021	Dec. 28, 2021~ Jan. 08, 2022	Sep. 06, 2022	Radiation (03CH12-HY)
Bilog Antenna	TESEQ	CCBL 6111D & 00800N1D01N-06	41912 & 05	30MHz~1GHz	Feb. 08, 2021	Oct. 14, 2021~ Jan. 08, 2022	Feb. 07, 2022	Radiation (03CH12-HY)
Bilog Antenna	TESEQ	CCBL 6111D & 00800N1D01N-06	40103 & 07	30MHz~1GHz	Apr. 28, 2021	Oct. 14, 2021~ Jan. 08, 2022	Apr. 27, 2022	Radiation (03CH12-HY)
Horn Antenna	SCHWARZBECK	BBHA 9120 D	9120D-1328	1GHz~18GHz	Nov. 23, 2020	Oct. 14, 2021~ Nov. 13, 2021	Nov. 22, 2021	Radiation (03CH12-HY)
Horn Antenna	SCHWARZBECK	BBHA 9120 D	9120D-1328	1GHz~18GHz	Dec. 03, 2021	Dec. 28, 2021~ Jan. 08, 2022	Dec. 02, 2022	Radiation (03CH12-HY)
Horn Antenna	SCHWARZBECK	BBHA 9120 D	9120D-1212	1GHz~18GHz	May 18, 2021	Oct. 14, 2021~ Jan. 08, 2022	May 17, 2022	Radiation (03CH12-HY)
SHF-EHF Horn Antenna	SCHWARZBECK	BBHA 9170	00993	18GHz~40GHz	Nov. 19, 2020	Oct. 14, 2021~ Nov. 13, 2021	Nov. 18, 2021	Radiation (03CH12-HY)
SHF-EHF Horn Antenna	SCHWARZBECK	BBHA 9170	00993	18GHz~40GHz	Nov. 30, 2021	Dec. 28, 2021~ Jan. 08, 2022	Nov. 29, 2022	Radiation (03CH12-HY)
SHF-EHF Horn Antenna	SCHWARZBECK	BBHA 9170	BBHA9170576	18GHz~40GHz	May 21, 2021	Oct. 14, 2021~ Jan. 08, 2022	May 20, 2022	Radiation (03CH12-HY)
Preamplifier	COM-POWER	PA-103	161075	10MHz~1GHz	Mar. 24, 2021	Oct. 14, 2021~ Jan. 08, 2022	Mar. 23, 2022	Radiation (03CH12-HY)
Preamplifier	Agilent	8449B	3008A02375	1GHz~26.5GHz	May 25, 2021	Oct. 14, 2021~ Jan. 08, 2022	May 24, 2022	Radiation (03CH12-HY)
Preamplifier	JPA0118-55-303K	JPA0118-55-303K	1710001800054002	1GHz-18GHz	Jun. 16, 2021	Oct. 14, 2021~ Nov. 13, 2021	Jun. 15, 2022	Radiation (03CH12-HY)
Preamplifier	EMEC	EM18G40G	060715	18GHz~40GHz	Dec. 11, 2020	Oct. 14, 2021~ Nov. 13, 2021	Dec. 10, 2021	Radiation (03CH12-HY)
Preamplifier	E-INSTRUMENT TECH LTD.	ERA-100M-18G-56-01-A70	EC1900249	1GHz-18GHz	Dec. 22, 2021	Dec. 28, 2021~ Jan. 08, 2022	Dec. 21, 2022	Radiation (03CH12-HY)
Preamplifier	EMEC	EM18G40G	060801	18GHz~40GHz	Jun. 22, 2021	Dec. 28, 2021~ Jan. 08, 2022	Jun. 21, 2022	Radiation (03CH12-HY)
Spectrum Analyzer	Agilent	N9010A	MY53470118	10Hz~44GHz	Jan. 15, 2021	Oct. 14, 2021~ Jan. 08, 2022	Jan. 14, 2022	Radiation (03CH12-HY)
RF Cable	HUBER + SUHNER	SUCOFLEX 104	MY9837/4PE	9kHz~30MHz	Mar. 11, 2021	Oct. 14, 2021~ Jan. 08, 2022	Mar. 10, 2022	Radiation (03CH12-HY)
RF Cable	HUBER + SUHNER	SUCOFLEX 126E	0058/126E	30MHz~18GHz	Dec. 11, 2020	Oct. 14, 2021~ Nov. 13, 2021	Dec. 10, 2021	Radiation (03CH12-HY)
RF Cable	HUBER + SUHNER	SUCOFLEX 126E	0058/126E	30MHz~18GHz	Dec. 10, 2021	Dec. 28, 2021~ Jan. 08, 2022	Dec. 09, 2022	Radiation (03CH12-HY)
RF Cable	HUBER + SUHNER	SUCOFLEX 102	505134/2	30MHz~40GHz	Feb. 22, 2021	Oct. 14, 2021~ Jan. 08, 2022	Feb. 21, 2022	Radiation (03CH12-HY)
RF Cable	HUBER + SUHNER	SUCOFLEX 102	800740/2	30MHz~40GHz	Feb. 22, 2021	Oct. 14, 2021~ Jan. 08, 2022	Feb. 21, 2022	Radiation (03CH12-HY)
Antenna Mast	EMEC	AM-BS-4500-B	N/A	1m~4m	N/A	Oct. 14, 2021~ Jan. 08, 2022	N/A	Radiation (03CH12-HY)
Turn Table	EMEC	TT2000	N/A	0~360 Degree	N/A	Oct. 14, 2021~ Jan. 08, 2022	N/A	Radiation (03CH12-HY)
Software	Audix	E3 6.2009-8-24	RK-000989	N/A	N/A	Oct. 14, 2021~ Jan. 08, 2022	N/A	Radiation (03CH12-HY)



Instrument	Brand Name	Model No.	Serial No.	Characteristics	Calibration Date	Test Date	Due Date	Remark
Filter	Wainwright	WLKS1200-12 SS	SN2	1.2GHz Low Pass Filter	Mar. 17, 2021	Oct. 14, 2021~ Jan. 08, 2022	Mar. 16, 2022	Radiation (03CH12-HY)
Filter	Wainwright	WHKX12-2700 -3000-18000-6 0ST	SN2	3GHz High Pass Filter	Jul. 12, 2021	Oct. 14, 2021~ Jan. 08, 2022	Jul. 11, 2022	Radiation (03CH12-HY)
Filter	Wainwright	WHKX8-5872. 5-6750-18000- 40ST	SN2	6.75GHz High Pass Filter	Mar. 17, 2021	Oct. 14, 2021~ Jan. 08, 2022	Mar. 16, 2022	Radiation (03CH12-HY)



6 Uncertainty of Evaluation

Uncertainty of Radiated Emission Measurement (30 MHz ~ 1000 MHz)

Measuring Uncertainty for a Level of Confidence of 95% ($U = 2Uc(y)$)	3.10 dB
---	---------

Uncertainty of Radiated Emission Measurement (1 GHz ~ 18 GHz)

Measuring Uncertainty for a Level of Confidence of 95% ($U = 2Uc(y)$)	3.39 dB
---	---------

Uncertainty of Radiated Emission Measurement (18 GHz ~ 40 GHz)

Measuring Uncertainty for a Level of Confidence of 95% ($U = 2Uc(y)$)	4.34 dB
---	---------



Appendix A. Test Results of Conducted Test

Conducted Output Power(Average power & ERP/EIRP)

<Main Antenna>

LTE Band 2 Maximum Average Power [dBm] (GT - LC = 0.5 dB)								
BW [MHz]	RB Size	RB Offset	Mod	Lowest	Middle	Highest	EIRP (dBm)	EIRP (W)
20	1	0	QPSK	22.39	22.42	22.43	22.96	0.1977
20	1	49		22.46	22.38	22.33		
20	1	99		22.34	22.36	22.40		
20	50	0		21.60	21.49	21.47		
20	50	24		21.54	21.46	21.45		
20	50	50		21.50	21.37	21.29		
20	100	0		21.55	21.54	21.31		
20	1	0	16-QAM	21.79	21.68	21.93	22.43	0.1750
20	1	0	64-QAM	20.73	20.71	20.64	21.23	0.1327
Limit	EIRP < 2W			Result			Pass	

LTE Band 2 Maximum Average Power [dBm] (GT - LC = 0.5 dB)								
BW [MHz]	RB Size	RB Offset	Mod	Lowest	Middle	Highest	EIRP (dBm)	EIRP (W)
15	1	0	QPSK	22.39	22.41	22.26	22.91	0.1954
15	1	0	16-QAM	21.90	22.00	21.61	22.50	0.1778
15	1	0	64-QAM	20.48	20.77	20.59	21.27	0.1340
Limit	EIRP < 2W			Result			Pass	

LTE Band 2 Maximum Average Power [dBm] (GT - LC = 0.5 dB)								
BW [MHz]	RB Size	RB Offset	Mod	Lowest	Middle	Highest	EIRP (dBm)	EIRP (W)
10	1	0	QPSK	22.41	22.43	22.29	22.93	0.1963
10	1	0	16-QAM	21.64	22.00	21.73	22.50	0.1778
10	1	0	64-QAM	20.53	20.29	20.21	21.03	0.1268
Limit	EIRP < 2W			Result			Pass	



LTE Band 2 Maximum Average Power [dBm] (GT - LC = 0.5 dB)								
BW [MHz]	RB Size	RB Offset	Mod	Lowest	Middle	Highest	EIRP (dBm)	EIRP (W)
5	1	0	QPSK	22.38	22.30	22.27	22.88	0.1941
5	1	0	16-QAM	21.62	21.64	21.74	22.24	0.1675
5	1	0	64-QAM	20.75	20.65	20.57	21.25	0.1334
Limit	EIRP < 2W			Result			Pass	

LTE Band 2 Maximum Average Power [dBm] (GT - LC = 0.5 dB)								
BW [MHz]	RB Size	RB Offset	Mod	Lowest	Middle	Highest	EIRP (dBm)	EIRP (W)
3	1	0	QPSK	22.34	22.37	22.14	22.87	0.1936
3	1	0	16-QAM	21.47	22.07	21.43	22.57	0.1807
3	1	0	64-QAM	20.75	20.72	20.51	21.25	0.1334
Limit	EIRP < 2W			Result			Pass	

LTE Band 2 Maximum Average Power [dBm] (GT - LC = 0.5 dB)								
BW [MHz]	RB Size	RB Offset	Mod	Lowest	Middle	Highest	EIRP (dBm)	EIRP (W)
1.4	1	0	QPSK	22.30	22.20	22.05	22.80	0.1905
1.4	1	0	16-QAM	21.16	21.71	21.20	22.21	0.1663
1.4	1	0	64-QAM	20.49	20.51	20.29	21.01	0.1262
Limit	EIRP < 2W			Result			Pass	



LTE Band 25 Maximum Average Power [dBm] (GT - LC = 0.4 dB)								
BW [MHz]	RB Size	RB Offset	Mod	Lowest	Middle	Highest	EIRP (dBm)	EIRP (W)
20	1	0	QPSK	22.42	22.46	22.35	22.86	0.1932
20	1	49		22.40	22.36	22.32		
20	1	99		22.17	22.20	22.10		
20	50	0		21.54	21.56	21.36		
20	50	24		21.46	21.40	21.34		
20	50	50		21.44	21.35	21.20		
20	100	0		21.38	21.40	21.26		
20	1	0	16-QAM	21.47	21.42	21.46	21.87	0.1538
20	1	0	64-QAM	20.40	20.43	20.31	20.83	0.1211
Limit	EIRP < 2W			Result			Pass	

LTE Band 25 Maximum Average Power [dBm] (GT - LC = 0.4 dB)								
BW [MHz]	RB Size	RB Offset	Mod	Lowest	Middle	Highest	EIRP (dBm)	EIRP (W)
15	1	0	QPSK	22.31	22.45	22.25	22.85	0.1928
15	1	0	16-QAM	21.68	21.81	21.42	22.21	0.1663
15	1	0	64-QAM	20.64	20.62	20.41	21.04	0.1271
Limit	EIRP < 2W			Result			Pass	

LTE Band 25 Maximum Average Power [dBm] (GT - LC = 0.4 dB)								
BW [MHz]	RB Size	RB Offset	Mod	Lowest	Middle	Highest	EIRP (dBm)	EIRP (W)
10	1	0	QPSK	22.34	22.42	22.20	22.82	0.1914
10	1	0	16-QAM	21.38	21.37	21.50	21.90	0.1549
10	1	0	64-QAM	20.64	20.48	20.61	21.04	0.1271
Limit	EIRP < 2W			Result			Pass	



LTE Band 25 Maximum Average Power [dBm] (GT - LC = 0.4 dB)								
BW [MHz]	RB Size	RB Offset	Mod	Lowest	Middle	Highest	EIRP (dBm)	EIRP (W)
5	1	0	QPSK	22.41	22.45	22.19	22.85	0.1928
5	1	0	16-QAM	21.53	21.84	21.48	22.24	0.1675
5	1	0	64-QAM	20.61	20.52	20.44	21.01	0.1262
Limit	EIRP < 2W			Result			Pass	

LTE Band 25 Maximum Average Power [dBm] (GT - LC = 0.4 dB)								
BW [MHz]	RB Size	RB Offset	Mod	Lowest	Middle	Highest	EIRP (dBm)	EIRP (W)
3	1	0	QPSK	22.36	22.44	22.24	22.84	0.1923
3	1	0	16-QAM	21.79	21.47	21.61	22.19	0.1656
3	1	0	64-QAM	20.24	20.48	20.45	20.88	0.1225
Limit	EIRP < 2W			Result			Pass	

LTE Band 25 Maximum Average Power [dBm] (GT - LC = 0.4 dB)								
BW [MHz]	RB Size	RB Offset	Mod	Lowest	Middle	Highest	EIRP (dBm)	EIRP (W)
1.4	1	0	QPSK	22.17	22.26	22.06	22.66	0.1845
1.4	1	0	16-QAM	21.71	21.69	21.42	22.11	0.1626
1.4	1	0	64-QAM	20.58	20.72	20.26	21.12	0.1294
Limit	EIRP < 2W			Result			Pass	



LTE Band 4 Maximum Average Power [dBm] (GT - LC = 0.95 dB)								
BW [MHz]	RB Size	RB Offset	Mod	Lowest	Middle	Highest	EIRP (dBm)	EIRP (W)
20	1	0	QPSK	22.20	22.25	22.37	23.41	0.2193
20	1	49		22.23	22.32	22.46		
20	1	99		22.13	22.20	22.30		
20	50	0		21.24	21.38	21.40		
20	50	24		21.37	21.39	21.45		
20	50	50		21.27	21.38	21.44		
20	100	0		21.25	21.34	21.43		
20	1	0	16-QAM	21.39	21.82	21.59	22.77	0.1892
20	1	0	64-QAM	20.48	20.15	20.34	21.43	0.1390
Limit	EIRP < 1W			Result			Pass	

LTE Band 4 Maximum Average Power [dBm] (GT - LC = 0.95 dB)								
BW [MHz]	RB Size	RB Offset	Mod	Lowest	Middle	Highest	EIRP (dBm)	EIRP (W)
15	1	0	QPSK	22.26	22.32	22.37	23.32	0.2148
15	1	0	16-QAM	21.41	21.53	21.61	22.56	0.1803
15	1	0	64-QAM	20.52	20.58	20.63	21.58	0.1439
Limit	EIRP < 1W			Result			Pass	

LTE Band 4 Maximum Average Power [dBm] (GT - LC = 0.95 dB)								
BW [MHz]	RB Size	RB Offset	Mod	Lowest	Middle	Highest	EIRP (dBm)	EIRP (W)
10	1	0	QPSK	22.32	22.43	22.38	23.38	0.2178
10	1	0	16-QAM	21.45	21.61	21.63	22.58	0.1811
10	1	0	64-QAM	20.32	20.65	20.61	21.60	0.1445
Limit	EIRP < 1W			Result			Pass	



LTE Band 4 Maximum Average Power [dBm] (GT - LC = 0.95 dB)								
BW [MHz]	RB Size	RB Offset	Mod	Lowest	Middle	Highest	EIRP (dBm)	EIRP (W)
5	1	0	QPSK	22.31	22.36	22.35	23.31	0.2143
5	1	0	16-QAM	21.36	21.48	21.79	22.74	0.1879
5	1	0	64-QAM	20.52	20.61	20.18	21.56	0.1432
Limit	EIRP < 1W			Result			Pass	

LTE Band 4 Maximum Average Power [dBm] (GT - LC = 0.95 dB)								
BW [MHz]	RB Size	RB Offset	Mod	Lowest	Middle	Highest	EIRP (dBm)	EIRP (W)
3	1	0	QPSK	22.34	22.22	22.22	23.29	0.2133
3	1	0	16-QAM	21.31	21.46	21.91	22.86	0.1932
3	1	0	64-QAM	20.46	20.63	20.36	21.58	0.1439
Limit	EIRP < 1W			Result			Pass	

LTE Band 4 Maximum Average Power [dBm] (GT - LC = 0.95 dB)								
BW [MHz]	RB Size	RB Offset	Mod	Lowest	Middle	Highest	EIRP (dBm)	EIRP (W)
1.4	1	0	QPSK	22.22	22.11	22.02	23.17	0.2075
1.4	1	0	16-QAM	21.42	21.28	21.88	22.83	0.1919
1.4	1	0	64-QAM	20.54	20.43	20.45	21.49	0.1409
Limit	EIRP < 1W			Result			Pass	



LTE Band 5 Maximum Average Power [dBm] (GT - LC = -0.43 dB)								
BW [MHz]	RB Size	RB Offset	Mod	Lowest	Middle	Highest	ERP (dBm)	ERP (W)
10	1	0	QPSK	23.65	23.55	23.67	21.09	0.1285
10	1	25		23.49	23.47	23.55		
10	1	49		23.47	23.52	23.55		
10	25	0		22.57	22.64	22.65		
10	25	12		22.56	22.63	22.64		
10	25	25		22.54	22.60	22.61		
10	50	0		22.60	22.61	22.62		
10	1	0	16-QAM	23.16	23.24	22.81	20.66	0.1164
10	1	0	64-QAM	21.57	22.03	21.74	19.45	0.0881
Limit	ERP < 7W			Result			Pass	

LTE Band 5 Maximum Average Power [dBm] (GT - LC = -0.43 dB)								
BW [MHz]	RB Size	RB Offset	Mod	Lowest	Middle	Highest	ERP (dBm)	ERP (W)
5	1	0	QPSK	23.57	23.55	23.65	21.07	0.1279
5	1	0	16-QAM	23.19	23.24	23.16	20.66	0.1164
5	1	0	64-QAM	21.50	21.56	21.58	19.00	0.0794
Limit	ERP < 7W			Result			Pass	

LTE Band 5 Maximum Average Power [dBm] (GT - LC = -0.43 dB)								
BW [MHz]	RB Size	RB Offset	Mod	Lowest	Middle	Highest	ERP (dBm)	ERP (W)
3	1	0	QPSK	23.43	23.57	23.65	21.07	0.1279
3	1	0	16-QAM	22.56	22.55	22.59	20.01	0.1002
3	1	0	64-QAM	21.92	22.01	21.72	19.43	0.0877
Limit	ERP < 7W			Result			Pass	

LTE Band 5 Maximum Average Power [dBm] (GT - LC = -0.43 dB)								
BW [MHz]	RB Size	RB Offset	Mod	Lowest	Middle	Highest	ERP (dBm)	ERP (W)
1.4	1	0	QPSK	23.46	23.35	23.37	20.88	0.1225
1.4	1	0	16-QAM	23.00	22.73	22.62	20.42	0.1102
1.4	1	0	64-QAM	21.42	21.62	21.47	19.04	0.0802
Limit	ERP < 7W			Result			Pass	



LTE Band 7 Maximum Average Power [dBm] (GT - LC = 0.36 dB)								
BW [MHz]	RB Size	RB Offset	Mod	Lowest	Middle	Highest	EIRP (dBm)	EIRP (W)
20	1	0	QPSK	22.39	22.43	22.41	22.94	0.1968
20	1	49		22.50	22.58	22.56		
20	1	99		22.32	22.56	22.55		
20	50	0		21.58	21.70	21.69		
20	50	24		21.52	21.69	21.66		
20	50	50		21.57	21.72	21.67		
20	100	0		21.52	21.63	21.62		
20	1	0	16-QAM	21.27	21.37	21.74	22.10	0.1622
20	1	0	64-QAM	20.28	20.04	20.51	20.87	0.1222
Limit	EIRP < 2W			Result			Pass	

LTE Band 7 Maximum Average Power [dBm] (GT - LC = 0.36 dB)								
BW [MHz]	RB Size	RB Offset	Mod	Lowest	Middle	Highest	EIRP (dBm)	EIRP (W)
15	1	0	QPSK	22.16	22.24	22.19	22.60	0.1820
15	1	0	16-QAM	21.50	21.51	21.33	21.87	0.1538
15	1	0	64-QAM	20.50	20.36	20.53	20.89	0.1227
Limit	EIRP < 2W			Result			Pass	

LTE Band 7 Maximum Average Power [dBm] (GT - LC = 0.36 dB)								
BW [MHz]	RB Size	RB Offset	Mod	Lowest	Middle	Highest	EIRP (dBm)	EIRP (W)
10	1	0	QPSK	22.22	22.37	22.37	22.73	0.1875
10	1	0	16-QAM	21.85	21.80	21.37	22.21	0.1663
10	1	0	64-QAM	20.31	20.34	20.49	20.85	0.1216
Limit	EIRP < 2W			Result			Pass	

LTE Band 7 Maximum Average Power [dBm] (GT - LC = 0.36 dB)								
BW [MHz]	RB Size	RB Offset	Mod	Lowest	Middle	Highest	EIRP (dBm)	EIRP (W)
5	1	0	QPSK	22.25	22.38	22.51	22.87	0.1936
5	1	0	16-QAM	21.73	21.80	21.46	22.16	0.1644
5	1	0	64-QAM	20.44	20.42	20.61	20.97	0.1250
Limit	EIRP < 2W			Result			Pass	



LTE Band 12 Maximum Average Power [dBm] (GT - LC = -1.66 dB)								
BW [MHz]	RB Size	RB Offset	Mod	Lowest	Middle	Highest	ERP (dBm)	ERP (W)
10	1	0	QPSK	23.69	23.80	23.91	20.21	0.1050
10	1	25		23.83	23.91	23.89		
10	1	49		24.02	23.97	23.95		
10	25	0		22.92	22.87	22.89		
10	25	12		22.86	22.85	22.84		
10	25	25		22.87	22.82	22.85		
10	50	0		22.86	22.81	22.77		
10	1	0	16-QAM	23.25	23.12	23.09	19.44	0.0879
10	1	0	64-QAM	22.00	22.04	22.04	18.23	0.0665
Limit	ERP < 3W			Result			Pass	

LTE Band 12 Maximum Average Power [dBm] (GT - LC = -1.66 dB)								
BW [MHz]	RB Size	RB Offset	Mod	Lowest	Middle	Highest	ERP (dBm)	ERP (W)
5	1	0	QPSK	23.83	23.95	23.77	20.14	0.1033
5	1	0	16-QAM	23.38	23.34	23.35	19.57	0.0906
5	1	0	64-QAM	21.81	21.93	21.82	18.12	0.0649
Limit	ERP < 3W			Result			Pass	

LTE Band 12 Maximum Average Power [dBm] (GT - LC = -1.66 dB)								
BW [MHz]	RB Size	RB Offset	Mod	Lowest	Middle	Highest	ERP (dBm)	ERP (W)
3	1	0	QPSK	23.88	23.86	23.79	20.07	0.1016
3	1	0	16-QAM	23.08	23.12	22.86	19.31	0.0853
3	1	0	64-QAM	22.09	22.16	21.93	18.35	0.0684
Limit	ERP < 3W			Result			Pass	

LTE Band 12 Maximum Average Power [dBm] (GT - LC = -1.66 dB)								
BW [MHz]	RB Size	RB Offset	Mod	Lowest	Middle	Highest	ERP (dBm)	ERP (W)
1.4	1	0	QPSK	23.57	23.66	23.85	20.04	0.1009
1.4	1	0	16-QAM	23.10	22.97	23.00	19.29	0.0849
1.4	1	0	64-QAM	22.00	21.76	21.88	18.19	0.0659
Limit	ERP < 3W			Result			Pass	



LTE Band 13 Maximum Average Power [dBm] (GT - LC = -1.44 dB)								
BW [MHz]	RB Size	RB Offset	Mod	Lowest	Middle	Highest	ERP (dBm)	ERP (W)
10	1	0	QPSK	-	23.43	-	20.08	0.1019
10	1	25			23.67			
10	1	49			23.50			
10	25	0			22.40			
10	25	12			22.51			
10	25	25			22.52			
10	50	0			22.47			
10	1	0	16-QAM		22.58		18.99	0.0793
10	1	0	64-QAM		21.67		18.08	0.0643
Limit	ERP < 3W			Result			Pass	

LTE Band 13 Maximum Average Power [dBm] (GT - LC = -1.44 dB)								
BW [MHz]	RB Size	RB Offset	Mod	Lowest	Middle	Highest	ERP (dBm)	ERP (W)
5	1	0	QPSK	23.46	23.45	23.49	19.90	0.0977
5	1	0	16-QAM	22.89	23.01	23.11	19.52	0.0895
5	1	0	64-QAM	21.75	20.96	21.46	18.16	0.0655
Limit	ERP < 3W			Result			Pass	



LTE Band 17 Maximum Average Power [dBm] (GT - LC = -1.59 dB)								
BW [MHz]	RB Size	RB Offset	Mod	Lowest	Middle	Highest	ERP (dBm)	ERP (W)
10	1	0	QPSK	23.77	23.85	23.83	20.12	0.1028
10	1	25		23.82	23.86	23.84		
10	1	49		23.78	23.77	23.84		
10	25	0		22.81	22.83	22.80		
10	25	12		22.74	22.82	22.73		
10	25	25		22.73	22.76	22.79		
10	50	0		22.76	22.84	22.79		
10	1	0	16-QAM	23.03	23.46	23.45	19.72	0.0938
10	1	0	64-QAM	21.81	22.17	21.51	18.43	0.0697
Limit	ERP < 3W			Result			Pass	

LTE Band 17 Maximum Average Power [dBm] (GT - LC = -1.59 dB)								
BW [MHz]	RB Size	RB Offset	Mod	Lowest	Middle	Highest	ERP (dBm)	ERP (W)
5	1	0	QPSK	23.84	23.73	23.73	20.10	0.1023
5	1	0	16-QAM	23.12	22.85	22.77	19.38	0.0867
5	1	0	64-QAM	22.19	22.18	21.96	18.45	0.0700
Limit	ERP < 3W			Result			Pass	



LTE Band 26 Maximum Average Power [dBm] (GT - LC = -0.43 dB)								
BW [MHz]	RB Size	RB Offset	Mod	Lowest	Middle	Highest	ERP (dBm)	ERP (W)
15	1	0	QPSK	23.49	23.35	23.40	21.12	0.1294
15	1	37		23.40	23.60	23.54		
15	1	74		23.52	23.64	23.70		
15	36	0		22.45	22.47	22.51		
15	36	20		22.57	22.49	22.60		
15	36	39		22.49	22.43	22.55		
15	75	0		22.54	22.49	22.60		
15	1	0	16-QAM	22.37	22.98	22.41	20.40	0.1096
15	1	0	64-QAM	21.77	21.88	21.93	19.35	0.0861
Limit	ERP < 7W			Result			Pass	

LTE Band 26 Maximum Average Power [dBm] (GT - LC = -0.43 dB)								
BW [MHz]	RB Size	RB Offset	Mod	Lowest	Middle	Highest	ERP (dBm)	ERP (W)
10	1	0	QPSK	23.37	23.39	23.52	20.94	0.1242
10	1	0	16-QAM	22.88	22.79	23.23	20.65	0.1161
10	1	0	64-QAM	21.75	21.62	21.80	19.22	0.0836
Limit	ERP < 7W			Result			Pass	

LTE Band 26 Maximum Average Power [dBm] (GT - LC = -0.43 dB)								
BW [MHz]	RB Size	RB Offset	Mod	Lowest	Middle	Highest	ERP (dBm)	ERP (W)
5	1	0	QPSK	23.60	23.64	23.50	21.06	0.1276
5	1	0	16-QAM	22.94	22.86	23.08	20.50	0.1122
5	1	0	64-QAM	21.78	21.36	21.50	19.20	0.0832
Limit	ERP < 7W			Result			Pass	

LTE Band 26 Maximum Average Power [dBm] (GT - LC = -0.43 dB)								
BW [MHz]	RB Size	RB Offset	Mod	Lowest	Middle	Highest	ERP (dBm)	ERP (W)
3	1	0	QPSK	23.53	23.54	23.48	20.96	0.1247
3	1	0	16-QAM	22.53	22.72	23.13	20.55	0.1135
3	1	0	64-QAM	21.61	21.98	21.56	19.40	0.0871
Limit	ERP < 7W			Result			Pass	

LTE Band 26 Maximum Average Power [dBm] (GT - LC = -0.43 dB)								
BW [MHz]	RB Size	RB Offset	Mod	Lowest	Middle	Highest	ERP (dBm)	ERP (W)
1.4	1	0	QPSK	23.37	23.43	23.47	20.89	0.1227
1.4	1	0	16-QAM	22.54	22.85	22.35	20.27	0.1064
1.4	1	0	64-QAM	21.67	21.64	21.42	19.09	0.0811
Limit	ERP < 7W			Result			Pass	



LTE Band 38 Maximum Average Power [dBm] (GT - LC = 0.76 dB)								
BW [MHz]	RB Size	RB Offset	Mod	Lowest	Middle	Highest	EIRP (dBm)	EIRP (W)
20	1	0	QPSK	23.13	22.00	22.07	24.15	0.2600
20	1	49		23.39	22.15	22.24		
20	1	99		22.22	22.11	22.20		
20	50	0		21.27	21.15	21.30		
20	50	24		21.36	21.19	21.32		
20	50	50		21.33	21.17	21.30		
20	100	0		21.29	21.10	21.20		
20	1	0	16-QAM	21.20	21.07	21.10	21.96	0.1570
20	1	0	64-QAM	20.08	20.03	20.05	20.84	0.1213
Limit	EIRP < 2W			Result			Pass	

LTE Band 38 Maximum Average Power [dBm] (GT - LC = 0.76 dB)								
BW [MHz]	RB Size	RB Offset	Mod	Lowest	Middle	Highest	EIRP (dBm)	EIRP (W)
15	1	0	QPSK	22.17	22.09	22.08	22.93	0.1963
15	1	0	16-QAM	21.20	21.17	21.08	21.96	0.1570
15	1	0	64-QAM	20.18	20.05	20.14	20.94	0.1242
Limit	EIRP < 2W			Result			Pass	

LTE Band 38 Maximum Average Power [dBm] (GT - LC = 0.76 dB)								
BW [MHz]	RB Size	RB Offset	Mod	Lowest	Middle	Highest	EIRP (dBm)	EIRP (W)
10	1	0	QPSK	23.31	22.10	22.09	24.07	0.2553
10	1	0	16-QAM	21.25	21.15	21.24	22.01	0.1589
10	1	0	64-QAM	20.27	20.03	20.20	21.03	0.1268
Limit	EIRP < 2W			Result			Pass	

LTE Band 38 Maximum Average Power [dBm] (GT - LC = 0.76 dB)								
BW [MHz]	RB Size	RB Offset	Mod	Lowest	Middle	Highest	EIRP (dBm)	EIRP (W)
5	1	0	QPSK	22.30	22.13	22.11	23.06	0.2023
5	1	0	16-QAM	21.39	21.20	21.31	22.15	0.1641
5	1	0	64-QAM	20.33	20.14	20.28	21.09	0.1285
Limit	EIRP < 2W			Result			Pass	



LTE Band 66 Maximum Average Power [dBm] (GT - LC = 0.8 dB)								
BW [MHz]	RB Size	RB Offset	Mod	Lowest	Middle	Highest	EIRP (dBm)	EIRP (W)
20	1	0	QPSK	22.69	22.63	22.76	23.66	0.2323
20	1	49		22.79	22.78	22.86		
20	1	99		22.52	22.70	22.75		
20	50	0		22.63	22.76	22.79		
20	50	24		22.79	22.81	22.85		
20	50	50		22.69	22.77	22.81		
20	100	0		22.70	22.81	22.83		
20	1	0	16-QAM	22.70	22.77	22.45	23.57	0.2275
20	1	0	64-QAM	22.15	22.44	22.34	23.24	0.2109
Limit	EIRP < 1W			Result			Pass	

LTE Band 66 Maximum Average Power [dBm] (GT - LC = 0.8 dB)								
BW [MHz]	RB Size	RB Offset	Mod	Lowest	Middle	Highest	EIRP (dBm)	EIRP (W)
15	1	0	QPSK	22.25	22.43	22.28	23.23	0.2104
15	1	0	16-QAM	22.38	22.36	22.63	23.43	0.2203
15	1	0	64-QAM	22.32	22.24	22.64	23.44	0.2208
Limit	EIRP < 1W			Result			Pass	

LTE Band 66 Maximum Average Power [dBm] (GT - LC = 0.8 dB)								
BW [MHz]	RB Size	RB Offset	Mod	Lowest	Middle	Highest	EIRP (dBm)	EIRP (W)
10	1	0	QPSK	22.34	22.42	22.39	23.22	0.2099
10	1	0	16-QAM	22.23	22.53	22.59	23.39	0.2183
10	1	0	64-QAM	22.56	22.75	22.43	23.55	0.2265
Limit	EIRP < 1W			Result			Pass	



LTE Band 66 Maximum Average Power [dBm] (GT - LC = 0.8 dB)								
BW [MHz]	RB Size	RB Offset	Mod	Lowest	Middle	Highest	EIRP (dBm)	EIRP (W)
5	1	0	QPSK	22.24	22.44	22.34	23.24	0.2109
5	1	0	16-QAM	22.43	22.49	22.37	23.29	0.2133
5	1	0	64-QAM	22.41	22.55	22.45	23.35	0.2163
Limit	EIRP < 1W			Result			Pass	

LTE Band 66 Maximum Average Power [dBm] (GT - LC = 0.8 dB)								
BW [MHz]	RB Size	RB Offset	Mod	Lowest	Middle	Highest	EIRP (dBm)	EIRP (W)
3	1	0	QPSK	22.18	22.31	22.42	23.22	0.2099
3	1	0	16-QAM	22.33	22.43	22.47	23.27	0.2123
3	1	0	64-QAM	22.44	22.55	22.61	23.41	0.2193
Limit	EIRP < 1W			Result			Pass	

LTE Band 66 Maximum Average Power [dBm] (GT - LC = 0.8 dB)								
BW [MHz]	RB Size	RB Offset	Mod	Lowest	Middle	Highest	EIRP (dBm)	EIRP (W)
1.4	1	0	QPSK	22.04	22.19	22.10	22.99	0.1991
1.4	1	0	16-QAM	22.26	22.43	22.35	23.23	0.2104
1.4	1	0	64-QAM	22.28	22.40	22.01	23.20	0.2089
Limit	EIRP < 1W			Result			Pass	



LTE Band 71 Maximum Average Power [dBm] (GT - LC = -1.91 dB)								
BW [MHz]	RB Size	RB Offset	Mod	Lowest	Middle	Highest	ERP (dBm)	ERP (W)
20	1	0	QPSK	23.67	23.62	23.71	19.75	0.0944
20	1	49		23.78	23.81	23.73		
20	1	99		23.54	23.57	23.51		
20	50	0		23.79	23.80	23.76		
20	50	24		23.74	23.76	23.70		
20	50	50		23.60	23.76	23.64		
20	100	0		23.61	23.73	23.72		
20	1	0	16-QAM	23.52	23.57	23.65	19.59	0.0910
20	1	0	64-QAM	23.55	23.44	23.44	19.49	0.0889
Limit	ERP < 3W			Result			Pass	

LTE Band 71 Maximum Average Power [dBm] (GT - LC = -1.91 dB)								
BW [MHz]	RB Size	RB Offset	Mod	Lowest	Middle	Highest	ERP (dBm)	ERP (W)
15	1	0	QPSK	23.31	23.36	23.22	19.30	0.0851
15	1	0	16-QAM	23.64	23.68	23.72	19.66	0.0925
15	1	0	64-QAM	23.52	23.50	23.45	19.46	0.0883
Limit	ERP < 3W			Result			Pass	

LTE Band 71 Maximum Average Power [dBm] (GT - LC = -1.91 dB)								
BW [MHz]	RB Size	RB Offset	Mod	Lowest	Middle	Highest	ERP (dBm)	ERP (W)
10	1	0	QPSK	23.29	23.39	23.28	19.33	0.0857
10	1	0	16-QAM	23.65	23.66	23.61	19.60	0.0912
10	1	0	64-QAM	23.49	23.47	23.41	19.43	0.0877
Limit	ERP < 3W			Result			Pass	

LTE Band 71 Maximum Average Power [dBm] (GT - LC = -1.91 dB)								
BW [MHz]	RB Size	RB Offset	Mod	Lowest	Middle	Highest	ERP (dBm)	ERP (W)
5	1	0	QPSK	23.33	23.40	23.27	19.34	0.0859
5	1	0	16-QAM	23.58	23.72	23.65	19.66	0.0925
5	1	0	64-QAM	23.47	23.58	23.42	19.52	0.0895
Limit	ERP < 3W			Result			Pass	



LTE Band 41 Maximum Average Power [dBm] (GT - LC = 1.62 dB)								
BW [MHz]	RB Size	RB Offset	Mod	Lowest	Middle	Highest	EIRP (dBm)	EIRP (W)
20	1	0	QPSK	21.86	20.47	20.37	23.48	0.2228
20	1	49		21.46	20.37	20.21		
20	1	99		20.81	20.41	20.02		
20	50	0		20.66	19.61	19.33		
20	50	24		20.44	19.53	19.31		
20	50	50		20.21	19.55	19.26		
20	100	0		20.37	19.58	19.26		
20	1	0	16-QAM	20.92	19.56	19.49	22.54	0.1795
20	1	49		20.51	19.64	19.27		
20	1	99		19.87	19.66	19.07		
20	50	0		19.64	18.55	18.36		
20	50	24		19.50	18.63	18.33		
20	50	50		19.23	18.69	18.25		
20	100	0		19.40	18.61	18.27		
20	1	0	64-QAM	19.64	18.29	18.16	21.26	0.1337
20	1	49		19.24	18.38	18.04		
20	1	99		18.58	18.43	18.09		
20	50	0		18.61	17.58	17.36		
20	50	24		18.45	17.61	17.27		
20	50	50		18.20	17.68	17.30		
20	100	0		18.40	17.57	17.32		
20	1	0	256-QAM	16.80	15.79	15.52	18.42	0.0695
20	1	49		16.62	15.83	15.40		
20	1	99		16.36	15.95	15.40		
20	50	0		16.57	15.84	15.59		
20	50	24		16.73	15.71	15.60		
20	50	50		16.73	15.79	15.41		
20	100	0		16.42	15.82	15.58		
Limit	EIRP < 2W			Result			Pass	



LTE Band 41 Maximum Average Power [dBm] (GT - LC = 1.62 dB)								
BW [MHz]	RB Size	RB Offset	Mod	Lowest	Middle	Highest	EIRP (dBm)	EIRP (W)
15	1	0	QPSK	21.85	20.39	20.28	23.47	0.2223
15	1	37		21.44	20.23	20.13		
15	1	74		20.78	20.31	20.18		
15	36	0		20.48	19.52	19.28		
15	36	20		20.36	19.50	19.16		
15	36	39		20.16	19.49	19.21		
15	75	0		20.18	19.56	19.10		
15	1	0	16-QAM	20.75	19.41	19.40	22.37	0.1726
15	1	37		20.45	19.46	19.07		
15	1	74		19.70	19.47	19.12		
15	36	0		19.60	18.45	18.26		
15	36	20		19.43	18.63	18.23		
15	36	39		19.18	18.60	18.19		
15	75	0		19.35	18.60	18.15		
15	1	0	64-QAM	19.64	18.26	18.15	21.26	0.1337
15	1	37		19.22	18.22	18.01		
15	1	74		18.58	18.31	18.14		
15	36	0		18.51	17.50	17.35		
15	36	20		18.25	17.46	17.26		
15	36	39		18.01	17.56	17.27		
15	75	0		18.37	17.43	17.32		
15	1	0	256-QAM	16.65	15.62	15.48	18.32	0.0679
15	1	37		16.61	15.79	15.31		
15	1	74		16.32	15.91	15.29		
15	36	0		16.47	15.70	15.41		
15	36	20		16.70	15.64	15.61		
15	36	39		16.53	15.59	15.40		
15	75	0		16.26	15.74	15.47		
Limit	EIRP < 2W			Result			Pass	



LTE Band 41 Maximum Average Power [dBm] (GT - LC = 1.62 dB)								
BW [MHz]	RB Size	RB Offset	Mod	Lowest	Middle	Highest	EIRP (dBm)	EIRP (W)
10	1	0	QPSK	21.80	20.36	20.19	23.42	0.2198
10	1	25		21.42	20.22	20.02		
10	1	49		20.71	20.37	20.12		
10	25	0		20.64	19.55	19.13		
10	25	12		20.42	19.49	19.20		
10	25	25		20.09	19.42	19.26		
10	50	0		20.31	19.56	19.10		
10	1	0	16-QAM	20.83	19.51	19.47	22.45	0.1758
10	1	25		20.43	19.57	19.23		
10	1	49		19.72	19.47	19.07		
10	25	0		19.58	18.37	18.23		
10	25	12		19.41	18.45	18.20		
10	25	25		19.23	18.61	18.10		
10	50	0		19.28	18.59	18.09		
10	1	0	64-QAM	19.45	18.29	18.08	21.07	0.1279
10	1	25		19.16	18.28	18.19		
10	1	49		18.40	18.33	18.12		
10	25	0		18.45	17.56	17.35		
10	25	12		18.28	17.47	17.26		
10	25	25		18.03	17.53	17.22		
10	50	0		18.28	17.52	17.23		
10	1	0	256-QAM	16.65	15.65	15.32	18.33	0.0681
10	1	25		16.47	15.82	15.37		
10	1	49		16.35	15.79	15.26		
10	25	0		16.57	15.74	15.55		
10	25	12		16.71	15.62	15.53		
10	25	25		16.53	15.57	15.54		
10	50	0		16.17	15.86	15.44		
Limit	EIRP < 2W			Result			Pass	



LTE Band 41 Maximum Average Power [dBm] (GT - LC = 1.62 dB)								
BW [MHz]	RB Size	RB Offset	Mod	Lowest	Middle	Highest	EIRP (dBm)	EIRP (W)
5	1	0	QPSK	21.68	20.27	20.37	23.30	0.2138
5	1	12		21.33	20.23	20.18		
5	1	24		20.72	20.40	20.16		
5	12	0		20.57	19.48	19.14		
5	12	7		20.26	19.48	19.14		
5	12	13		20.02	19.54	19.12		
5	25	0		20.23	19.45	19.15		
5	1	0	16-QAM	20.83	19.47	19.35	22.45	0.1758
5	1	12		20.47	19.51	19.08		
5	1	24		19.75	19.57	19.17		
5	12	0		19.47	18.42	18.36		
5	12	7		19.36	18.57	18.25		
5	12	13		19.04	18.57	18.06		
5	25	0		19.39	18.60	18.17		
5	1	0	64-QAM	19.61	18.18	18.00	21.23	0.1327
5	1	12		19.10	18.21	18.14		
5	1	24		18.38	18.27	18.14		
5	12	0		18.43	17.47	17.18		
5	12	7		18.42	17.49	17.25		
5	12	13		18.00	17.67	17.13		
5	25	0		18.26	17.43	17.26		
5	1	0	256-QAM	16.78	15.65	15.48	18.40	0.0692
5	1	12		16.51	15.64	15.30		
5	1	24		16.36	15.93	15.22		
5	12	0		16.56	15.77	15.46		
5	12	7		16.71	15.60	15.44		
5	12	13		16.55	15.56	15.46		
5	25	0		16.23	15.83	15.38		
Limit	EIRP < 2W			Result			Pass	



LTE Band 41(HPUE) Maximum Average Power [dBm] (GT - LC = 1.62 dB)								
BW [MHz]	RB Size	RB Offset	Mod	Lowest	Middle	Highest	EIRP (dBm)	EIRP (W)
20	1	0	QPSK	24.81	23.43	23.34	26.43	0.4395
20	1	49		24.42	23.37	23.13		
20	1	99		23.70	23.39	23.06		
20	50	0		23.66	22.64	22.34		
20	50	24		23.53	22.70	22.30		
20	50	50		23.27	22.74	22.28		
20	100	0		23.43	22.67	22.28		
20	1	0	16-QAM	23.99	22.72	22.66	25.61	0.3639
20	1	49		23.71	22.84	22.47		
20	1	99		22.95	22.91	22.20		
20	50	0		22.68	21.67	21.36		
20	50	24		22.56	21.69	21.31		
20	50	50		22.30	21.77	21.32		
20	100	0		22.48	21.67	21.32		
20	1	0	64-QAM	22.96	21.63	21.52	24.58	0.2871
20	1	49		22.61	21.72	21.34		
20	1	99		21.85	21.74	21.10		
20	50	0		21.70	20.66	20.33		
20	50	24		21.56	20.64	20.30		
20	50	50		21.27	20.75	20.29		
20	100	0		21.47	20.64	20.31		
20	1	0	256-QAM	19.95	18.88	18.59	21.57	0.1435
20	1	49		19.72	18.76	18.56		
20	1	99		19.57	19.00	18.51		
20	50	0		19.76	18.93	18.43		
20	50	24		19.83	18.87	18.52		
20	50	50		19.46	18.89	18.48		
20	100	0		19.58	18.74	18.47		
Limit	EIRP < 2W			Result			Pass	



LTE Band 41(HPUE) Maximum Average Power [dBm] (GT - LC = 1.62 dB)								
BW [MHz]	RB Size	RB Offset	Mod	Lowest	Middle	Highest	EIRP (dBm)	EIRP (W)
15	1	0	QPSK	24.66	23.28	23.33	26.28	0.4246
15	1	37		24.24	23.33	23.07		
15	1	74		23.57	23.25	23.03		
15	36	0		23.60	22.53	22.23		
15	36	20		23.37	22.68	22.11		
15	36	39		23.16	22.71	22.16		
15	75	0		23.43	22.54	22.16		
15	1	0	16-QAM	23.97	22.56	22.62	25.59	0.3622
15	1	37		23.52	22.80	22.33		
15	1	74		22.80	22.87	22.12		
15	36	0		22.68	21.62	21.18		
15	36	20		22.37	21.60	21.21		
15	36	39		22.28	21.68	21.15		
15	75	0		22.30	21.67	21.22		
15	1	0	64-QAM	22.92	21.50	21.34	24.54	0.2844
15	1	37		22.42	21.72	21.28		
15	1	74		21.76	21.70	21.13		
15	36	0		21.55	20.61	20.30		
15	36	20		21.52	20.61	20.22		
15	36	39		21.16	20.62	20.24		
15	75	0		21.28	20.46	20.17		
15	1	0	256-QAM	19.87	18.87	18.56	21.49	0.1409
15	1	37		19.65	18.75	18.45		
15	1	74		19.49	18.93	18.36		
15	36	0		19.61	18.89	18.37		
15	36	20		19.70	18.83	18.45		
15	36	39		19.45	18.84	18.32		
15	75	0		19.50	18.68	18.29		
Limit	EIRP < 2W			Result			Pass	



LTE Band 41(HPUE) Maximum Average Power [dBm] (GT - LC = 1.62 dB)								
BW [MHz]	RB Size	RB Offset	Mod	Lowest	Middle	Highest	EIRP (dBm)	EIRP (W)
10	1	0	QPSK	24.76	23.42	23.33	26.38	0.4345
10	1	25		24.32	23.25	23.00		
10	1	49		23.50	23.27	23.01		
10	25	0		23.62	22.63	22.14		
10	25	12		23.33	22.59	22.23		
10	25	25		23.19	22.54	22.16		
10	50	0		23.43	22.60	22.20		
10	1	0	16-QAM	23.85	22.56	22.47	25.47	0.3524
10	1	25		23.53	22.68	22.31		
10	1	49		22.91	22.75	22.20		
10	25	0		22.64	21.56	21.27		
10	25	12		22.49	21.60	21.11		
10	25	25		22.10	21.67	21.25		
10	50	0		22.33	21.61	21.32		
10	1	0	64-QAM	22.96	21.54	21.37	24.58	0.2871
10	1	25		22.55	21.65	21.24		
10	1	49		21.74	21.69	21.21		
10	25	0		21.70	20.57	20.23		
10	25	12		21.55	20.53	20.14		
10	25	25		21.15	20.74	20.14		
10	50	0		21.45	20.61	20.23		
10	1	0	256-QAM	19.75	18.87	18.40	21.37	0.1371
10	1	25		19.59	18.66	18.39		
10	1	49		19.47	18.99	18.32		
10	25	0		19.66	18.87	18.34		
10	25	12		19.72	18.67	18.36		
10	25	25		19.42	18.78	18.30		
10	50	0		19.43	18.73	18.41		
Limit	EIRP < 2W			Result			Pass	



LTE Band 41(HPUE) Maximum Average Power [dBm] (GT - LC = 1.62 dB)								
BW [MHz]	RB Size	RB Offset	Mod	Lowest	Middle	Highest	EIRP (dBm)	EIRP (W)
5	1	0	QPSK	24.79	23.33	23.29	26.41	0.4375
5	1	12		24.24	23.25	23.10		
5	1	24		23.62	23.27	23.02		
5	12	0		23.54	22.64	22.26		
5	12	7		23.48	22.69	22.20		
5	12	13		23.23	22.66	22.19		
5	25	0		23.41	22.57	22.28		
5	1	0	16-QAM	23.97	22.68	22.65	25.59	0.3622
5	1	12		23.65	22.73	22.33		
5	1	24		22.92	22.80	22.10		
5	12	0		22.52	21.62	21.19		
5	12	7		22.45	21.68	21.22		
5	12	13		22.12	21.69	21.31		
5	25	0		22.45	21.60	21.24		
5	1	0	64-QAM	22.76	21.52	21.38	24.38	0.2742
5	1	12		22.42	21.69	21.30		
5	1	24		21.75	21.60	21.09		
5	12	0		21.51	20.51	20.22		
5	12	7		21.49	20.64	20.19		
5	12	13		21.09	20.58	20.13		
5	25	0		21.30	20.55	20.23		
5	1	0	256-QAM	19.84	18.74	18.46	21.46	0.1400
5	1	12		19.66	18.58	18.48		
5	1	24		19.53	19.00	18.48		
5	12	0		19.57	18.81	18.23		
5	12	7		19.70	18.81	18.44		
5	12	13		19.32	18.70	18.32		
5	25	0		19.46	18.58	18.35		
Limit	EIRP < 2W			Result			Pass	



LTE Band 5B_CA Maximum Average Power [dBm] (GT - LC = -0.43 dB)										
BW [MHz]	PCC		SCC		Mod	Lowest	Middle	Highest	ERP (dBm)	ERP (W)
	RB Size	RB Offset	RB Size	RB Offset						
10+10	50	0	50	0	QPSK	21.43	21.43	21.41	20.41	0.1099
10+10	1	0	1	49		12.48	12.53	12.53		
10+10	1	49	1	0		22.97	22.99	22.92		
10+10	50	0	50	0	16-QAM	20.44	20.43	20.46	19.67	0.0927
10+10	1	0	1	49		12.78	12.72	12.72		
10+10	1	49	1	0		22.24	22.22	22.25		
10+10	50	0	50	0	64-QAM	20.48	20.45	20.48	17.90	0.0617
10+10	1	0	1	49		12.78	12.90	12.74		
10+10	1	49	1	0		20.31	20.24	20.16		
Limit	ERP < 7W					Result			Pass	



LTE Band 66B_CA Maximum Average Power [dBm] (GT - LC = 0.8 dB)										
BW [MHz]	PCC		SCC		Mod	Lowest	Middle	Highest	EIRP (dBm)	EIRP (W)
	RB Size	RB Offset	RB Size	RB Offset						
15+5	75	0	25	0	QPSK	22.14	22.17	22.29	23.09	0.2037
15+5	1	0	1	24		21.91	21.77	21.80		
15+5	1	74	1	0		21.98	21.98	22.15		
15+5	75	0	25	0	16-QAM	22.18	22.24	22.35	23.46	0.2218
15+5	1	0	1	24		22.19	22.33	22.32		
15+5	1	74	1	0		22.34	22.50	22.66		
15+5	75	0	25	0	64-QAM	22.18	22.19	22.31	23.20	0.2089
15+5	1	0	1	24		22.04	22.06	22.12		
15+5	1	74	1	0		22.27	22.37	22.40		
Limit	EIRP < 1W				Result			Pass		



LTE Band 66C_CA Maximum Average Power [dBm] (GT - LC = 0.8 dB)										
BW [MHz]	PCC		SCC		Mod	Lowest	Middle	Highest	EIRP (dBm)	EIRP (W)
	RB Size	RB Offset	RB Size	RB Offset						
20+15	100	0	75	0	QPSK	21.70	21.73	21.92	22.72	0.1871
20+15	1	0	1	74		21.15	21.16	21.14		
20+15	1	74	1	0		21.62	21.60	21.68		
20+15	100	0	75	0	16-QAM	21.77	21.83	22.02	23.08	0.2032
20+15	1	0	1	74		21.64	21.62	21.61		
20+15	1	74	1	0		22.19	22.07	22.28		
20+15	100	0	75	0	64-QAM	21.80	21.82	22.04	22.85	0.1928
20+15	1	0	1	74		21.53	21.41	21.48		
20+15	1	74	1	0		21.98	21.96	22.05		
20+10	100	0	50	0	QPSK	21.67	21.71	21.76	22.56	0.1803
20+10	1	0	1	49		21.01	21.05	21.06		
20+10	1	99	1	0		21.56	21.60	21.61		
20+10	100	0	50	0	16-QAM	21.57	21.66	21.90	22.99	0.1991
20+10	1	0	1	49		21.59	21.54	21.51		
20+10	1	99	1	0		22.19	22.06	22.17		
20+10	100	0	50	0	64-QAM	21.65	21.75	21.86	22.85	0.1928
20+10	1	0	1	49		21.52	21.21	21.38		
20+10	1	99	1	0		21.93	21.93	22.05		
10+20	50	0	100	0	QPSK	21.57	21.62	21.84	22.64	0.1837
10+20	1	0	1	99		21.13	21.11	21.03		
10+20	1	49	1	0		21.52	21.50	21.61		
10+20	50	0	100	0	16-QAM	21.65	21.76	21.82	22.91	0.1954
10+20	1	0	1	99		21.57	21.52	21.53		
10+20	1	49	1	0		22.03	21.90	22.11		
10+20	50	0	100	0	64-QAM	21.60	21.75	21.92	22.72	0.1871
10+20	1	0	1	99		21.42	21.27	21.44		
10+20	1	49	1	0		21.89	21.86	21.88		
20+5	100	0	25	0	QPSK	21.63	21.63	21.88	22.68	0.1854
20+5	1	0	1	24		21.15	21.14	20.99		
20+5	1	99	1	0		21.56	21.44	21.51		
20+5	100	0	25	0	16-QAM	21.76	21.70	21.96	23.03	0.2009
20+5	1	0	1	24		21.63	21.49	21.49		
20+5	1	99	1	0		22.07	21.91	22.23		
20+5	100	0	25	0	64-QAM	21.73	21.65	21.91	22.78	0.1897
20+5	1	0	1	24		21.52	21.35	21.45		
20+5	1	99	1	0		21.86	21.80	21.98		
Limit	EIRP < 1W					Result			Pass	



LTE Band 66C_CA Maximum Average Power [dBm] (GT - LC = 0.8 dB)										
BW [MHz]	PCC		SCC		Mod	Lowest	Middle	Highest	EIRP (dBm)	EIRP (W)
	RB Size	RB Offset	RB Size	RB Offset						
5+20	25	0	100	0	QPSK	21.70	21.53	21.79	22.59	0.1816
5+20	1	0	1	99		21.01	21.14	21.14		
5+20	1	24	1	0		21.48	21.45	21.61		
5+20	25	0	100	0	16-QAM	21.59	21.64	21.90	22.99	0.1991
5+20	1	0	1	99		21.52	21.49	21.52		
5+20	1	24	1	0		22.06	21.96	22.19		
5+20	25	0	100	0	64-QAM	21.65	21.76	21.91	22.76	0.1888
5+20	1	0	1	99		21.44	21.24	21.41		
5+20	1	24	1	0		21.96	21.86	21.96		
15+10	75	0	50	0	QPSK	21.67	21.54	21.76	22.56	0.1803
15+10	1	0	1	49		20.99	21.12	20.95		
15+10	1	74	1	0		21.60	21.45	21.63		
15+10	75	0	50	0	16-QAM	21.65	21.67	21.83	23.05	0.2018
15+10	1	0	1	49		21.63	21.45	21.51		
15+10	1	74	1	0		22.11	21.91	22.25		
15+10	75	0	50	0	64-QAM	21.70	21.71	21.95	22.75	0.1884
15+10	1	0	1	49		21.40	21.29	21.29		
15+10	1	74	1	0		21.93	21.89	21.95		
10+15	50	0	75	0	QPSK	21.68	21.62	21.79	22.59	0.1816
10+15	1	0	1	74		21.04	21.01	21.02		
10+15	1	49	1	0		21.42	21.46	21.64		
10+15	50	0	75	0	16-QAM	21.58	21.78	21.88	22.93	0.1963
10+15	1	0	1	74		21.52	21.43	21.51		
10+15	1	49	1	0		22.13	21.94	22.08		
10+15	50	0	75	0	64-QAM	21.69	21.62	21.88	22.75	0.1884
10+15	1	0	1	74		21.50	21.37	21.35		
10+15	1	49	1	0		21.91	21.95	21.87		
15+15	75	0	75	0	QPSK	21.61	21.68	21.83	22.63	0.1832
15+15	1	0	1	74		20.96	20.97	20.99		
15+15	1	74	1	0		21.62	21.59	21.61		
15+15	75	0	75	0	16-QAM	21.72	21.70	21.85	22.93	0.1963
15+15	1	0	1	74		21.47	21.57	21.43		
15+15	1	74	1	0		22.13	21.94	22.12		
15+15	75	0	75	0	64-QAM	21.73	21.81	22.13	22.93	0.1963
15+15	1	0	1	74		21.52	21.27	21.36		
15+15	1	74	1	0		21.85	21.87	21.96		
Limit	EIRP < 1W					Result			Pass	



LTE Band 7C_CA Maximum Average Power [dBm] (GT - LC = 0.36 dB)										
BW [MHz]	PCC		SCC		Mod	Lowest	Middle	Highest	EIRP (dBm)	EIRP (W)
	RB Size	RB Offset	RB Size	RB Offset						
20+20	100	0	100	0	QPSK	19.61	19.86	19.66	22.00	0.1585
20+20	1	0	1	99		12.60	12.56	12.49		
20+20	1	99	1	0		21.64	21.59	21.51		
20+20	100	0	100	0	16-QAM	18.71	18.87	18.63	21.64	0.1459
20+20	1	0	1	99		13.27	13.08	13.15		
20+20	1	99	1	0		21.28	21.12	21.04		
20+20	100	0	100	0	64-QAM	18.68	18.87	18.64	19.36	0.0863
20+20	1	0	1	99		12.89	12.96	12.85		
20+20	1	99	1	0		19.00	18.93	18.86		
20+15	100	0	75	0	QPSK	19.79	19.77	19.64	22.10	0.1622
20+15	1	0	1	74		12.82	12.70	12.68		
20+15	1	99	1	0		21.74	21.61	21.50		
20+15	100	0	75	0	16-QAM	18.82	18.84	18.63	21.53	0.1422
20+15	1	0	1	74		13.26	13.22	13.08		
20+15	1	99	1	0		21.17	21.06	21.14		
20+15	100	0	75	0	64-QAM	18.82	18.87	18.64	19.23	0.0838
20+15	1	0	1	74		13.03	13.11	13.08		
20+15	1	99	1	0		18.86	18.79	18.71		
15+20	75	0	100	0	QPSK	19.62	19.58	19.60	22.07	0.1611
15+20	1	0	1	99		12.80	12.52	12.54		
15+20	1	74	1	0		21.71	21.48	21.38		
15+20	75	0	100	0	16-QAM	18.69	18.79	18.50	21.42	0.1387
15+20	1	0	1	99		13.24	13.17	12.96		
15+20	1	74	1	0		21.03	20.92	21.06		
15+20	75	0	100	0	64-QAM	18.68	18.87	18.48	19.23	0.0838
15+20	1	0	1	99		12.99	13.01	13.02		
15+20	1	74	1	0		18.77	18.76	18.68		
Limit	EIRP < 2W					Result			Pass	



LTE Band 7C_CA Maximum Average Power [dBm] (GT - LC = 0.36 dB)										
BW [MHz]	PCC		SCC		Mod	Lowest	Middle	Highest	EIRP (dBm)	EIRP (W)
	RB Size	RB Offset	RB Size	RB Offset						
20+10	100	0	75	0	QPSK	19.76	19.67	19.46	22.10	0.1622
20+10	1	0	1	74		12.63	12.50	12.52		
20+10	1	99	1	0		21.74	21.53	21.49		
20+10	100	0	75	0	16-QAM	18.66	18.78	18.49	21.48	0.1406
20+10	1	0	1	74		13.21	13.09	13.04		
20+10	1	99	1	0		21.12	21.03	21.11		
20+10	100	0	75	0	64-QAM	18.69	18.67	18.46	19.07	0.0807
20+10	1	0	1	74		12.85	12.97	12.99		
20+10	1	99	1	0		18.71	18.60	18.67		
10+20	75	0	100	0	QPSK	19.73	19.67	19.47	21.98	0.1578
10+20	1	0	1	99		12.75	12.54	12.58		
10+20	1	74	1	0		21.62	21.42	21.44		
10+20	75	0	100	0	16-QAM	18.67	18.72	18.53	21.53	0.1422
10+20	1	0	1	99		13.11	13.07	12.94		
10+20	1	74	1	0		21.17	21.04	21.05		
10+20	75	0	100	0	64-QAM	18.72	18.83	18.55	19.19	0.0830
10+20	1	0	1	99		12.92	13.08	12.94		
10+20	1	74	1	0		18.78	18.68	18.53		
15+15	75	0	100	0	QPSK	19.74	19.76	19.59	21.94	0.1563
15+15	1	0	1	99		12.75	12.52	12.66		
15+15	1	74	1	0		21.58	21.53	21.31		
15+15	75	0	100	0	16-QAM	18.70	18.71	18.46	21.47	0.1403
15+15	1	0	1	99		13.17	13.08	13.00		
15+15	1	74	1	0		21.11	21.04	21.00		
15+15	75	0	100	0	64-QAM	18.65	18.85	18.54	19.21	0.0834
15+15	1	0	1	99		12.84	13.00	13.06		
15+15	1	74	1	0		18.67	18.69	18.63		
15+10	75	0	100	0	QPSK	19.73	19.66	19.47	22.00	0.1585
15+10	1	0	1	99		12.76	12.68	12.50		
15+10	1	74	1	0		21.64	21.42	21.37		
15+10	75	0	100	0	16-QAM	18.76	18.66	18.60	21.43	0.1390
15+10	1	0	1	99		13.19	13.18	13.06		
15+10	1	74	1	0		21.01	21.06	21.07		
15+10	75	0	100	0	64-QAM	18.67	18.83	18.47	19.21	0.0834
15+10	1	0	1	99		12.96	13.04	13.05		
15+10	1	74	1	0		18.85	18.68	18.53		
Limit	EIRP < 2W					Result			Pass	



LTE Band 38C_CA Maximum Average Power [dBm] (GT - LC = 0.76 dB)										
BW [MHz]	PCC		SCC		Mod	Lowest	Middle	Highest	EIRP (dBm)	EIRP (W)
	RB Size	RB Offset	RB Size	RB Offset						
20+20	100	0	100	0	QPSK	19.43	19.48	19.41	22.25	0.1679
20+20	1	0	1	99		12.45	12.40	12.38		
20+20	1	99	1	0		21.42	21.49	21.45		
20+20	100	0	100	0	16-QAM	18.48	18.52	18.54	21.25	0.1334
20+20	1	0	1	99		12.43	12.39	12.39		
20+20	1	99	1	0		20.45	20.49	20.45		
20+20	100	0	100	0	64-QAM	18.45	18.46	18.47	19.23	0.0838
20+20	1	0	1	99		12.46	12.43	12.44		
20+20	1	99	1	0		18.38	18.42	18.42		
15+15	75	0	75	0	QPSK	19.55	19.56	19.47	22.46	0.1762
15+15	1	0	1	74		12.81	12.82	12.83		
15+15	1	74	1	0		21.66	21.70	21.68		
15+15	75	0	75	0	16-QAM	18.61	18.62	18.71	21.55	0.1429
15+15	1	0	1	74		12.91	12.93	12.92		
15+15	1	74	1	0		20.74	20.79	20.76		
15+15	75	0	75	0	64-QAM	18.61	18.63	18.79	19.55	0.0902
15+15	1	0	1	74		12.84	12.87	12.87		
15+15	1	74	1	0		18.61	18.65	18.59		
Limit	EIRP < 2W					Result			Pass	



LTE Band 41C_CA Maximum Average Power [dBm] (GT - LC = 1.62 dB)										
BW [MHz]	PCC		SCC		Mod	Lowest	Middle	Highest	EIRP (dBm)	EIRP (W)
	RB Size	RB Offset	RB Size	RB Offset						
20+20	1	0	1	99	QPSK	20.35	20.07	20.36	21.98	0.1578



<MIMO 2 Antenna>

LTE Band 2 Maximum Average Power [dBm] (GT - LC = 0.6 dB)								
BW [MHz]	RB Size	RB Offset	Mod	Lowest	Middle	Highest	EIRP (dBm)	EIRP (W)
20	1	0	QPSK	22.71	22.77	22.72	23.37	0.2173
20	1	49		22.70	22.65	22.66		
20	1	99		22.52	22.59	22.61		
20	50	0		21.72	21.77	21.69		
20	50	24		21.65	21.68	21.67		
20	50	50		21.67	21.75	21.66		
20	100	0		21.70	21.78	21.75		
20	1	0	16-QAM	21.80	21.96	21.86	22.59	0.1816
20	1	49		21.90	21.99	21.88		
20	1	99		21.74	21.83	21.72		
20	50	0		20.74	20.62	20.73		
20	50	24		20.75	20.73	20.75		
20	50	50		20.66	20.71	20.68		
20	100	0		20.70	20.70	20.71		
20	1	0	64-QAM	20.78	20.86	20.78	21.50	0.1413
20	1	49		20.84	20.90	20.86		
20	1	99		20.67	20.78	20.71		
20	50	0		19.75	19.66	19.75		
20	50	24		19.78	19.73	19.76		
20	50	50		19.67	19.71	19.66		
20	100	0		19.70	19.71	19.74		
20	1	0	256-QAM	18.13	17.99	18.00	18.73	0.0746
20	1	49		17.49	17.71	17.64		
20	1	99		17.43	17.53	17.51		
20	50	0		17.46	17.58	17.51		
20	50	24		17.69	17.68	17.60		
20	50	50		17.74	17.72	17.47		
20	100	0		17.75	17.64	17.44		
Limit	EIRP < 2W			Result			Pass	



LTE Band 2 Maximum Average Power [dBm] (GT - LC = 0.6 dB)								
BW [MHz]	RB Size	RB Offset	Mod	Lowest	Middle	Highest	EIRP (dBm)	EIRP (W)
15	1	0	QPSK	22.62	22.74	22.62	23.34	0.2158
15	1	37		22.53	22.46	22.46		
15	1	74		22.45	22.46	22.61		
15	36	0		21.68	21.72	21.58		
15	36	20		21.45	21.48	21.51		
15	36	39		21.55	21.62	21.51		
15	75	0		21.64	21.65	21.59		
15	1	0	16-QAM	21.80	21.92	21.81	22.52	0.1786
15	1	37		21.86	21.81	21.70		
15	1	74		21.56	21.80	21.54		
15	36	0		20.59	20.58	20.57		
15	36	20		20.75	20.62	20.64		
15	36	39		20.54	20.52	20.54		
15	75	0		20.56	20.68	20.65		
15	1	0	64-QAM	20.76	20.69	20.72	21.45	0.1396
15	1	37		20.83	20.85	20.66		
15	1	74		20.52	20.74	20.52		
15	36	0		19.75	19.51	19.75		
15	36	20		19.74	19.56	19.74		
15	36	39		19.57	19.64	19.57		
15	75	0		19.39	19.37	19.25		
15	1	0	256-QAM	19.70	19.56	19.59	20.30	0.1072
15	1	37		18.04	17.97	17.84		
15	1	74		17.44	17.58	17.48		
15	36	0		17.26	17.45	17.40		
15	36	20		17.33	17.44	17.47		
15	36	39		17.49	17.51	17.43		
15	75	0		17.72	17.57	17.34		
Limit	EIRP < 2W			Result			Pass	



LTE Band 2 Maximum Average Power [dBm] (GT - LC = 0.6 dB)								
BW [MHz]	RB Size	RB Offset	Mod	Lowest	Middle	Highest	EIRP (dBm)	EIRP (W)
10	1	0	QPSK	22.64	22.61	22.59	23.25	0.2113
10	1	25		22.52	22.51	22.65		
10	1	49		22.37	22.45	22.60		
10	25	0		21.54	21.72	21.52		
10	25	12		21.57	21.61	21.54		
10	25	25		21.58	21.63	21.50		
10	50	0		21.62	21.74	21.74		
10	1	0	16-QAM	21.65	21.92	21.74	22.55	0.1799
10	1	25		21.83	21.95	21.79		
10	1	49		21.63	21.68	21.52		
10	25	0		20.65	20.59	20.67		
10	25	12		20.57	20.54	20.75		
10	25	25		20.54	20.71	20.53		
10	50	0		20.69	20.70	20.63		
10	1	0	64-QAM	20.78	20.79	20.61	21.44	0.1393
10	1	25		20.74	20.83	20.84		
10	1	49		20.58	20.67	20.53		
10	25	0		19.59	19.55	19.57		
10	25	12		19.68	19.55	19.56		
10	25	25		19.65	19.58	19.54		
10	50	0		19.63	19.59	19.62		
10	1	0	256-QAM	18.11	17.97	17.88	18.71	0.0743
10	1	25		17.48	17.63	17.52		
10	1	49		17.23	17.36	17.41		
10	25	0		17.28	17.53	17.44		
10	25	12		17.64	17.48	17.43		
10	25	25		17.60	17.67	17.36		
10	50	0		17.62	17.60	17.38		
Limit	EIRP < 2W			Result			Pass	



LTE Band 2 Maximum Average Power [dBm] (GT - LC = 0.6 dB)								
BW [MHz]	RB Size	RB Offset	Mod	Lowest	Middle	Highest	EIRP (dBm)	EIRP (W)
5	1	0	QPSK	22.61	22.67	22.69	23.29	0.2133
5	1	12		22.50	22.46	22.48		
5	1	24		22.41	22.50	22.52		
5	12	0		21.69	21.57	21.53		
5	12	7		21.64	21.56	21.60		
5	12	13		21.53	21.59	21.61		
5	25	0		21.54	21.71	21.71		
5	1	0	16-QAM	21.74	21.90	21.84	22.50	0.1778
5	1	12		21.89	21.90	21.70		
5	1	24		21.74	21.77	21.63		
5	12	0		20.64	20.57	20.55		
5	12	7		20.68	20.70	20.68		
5	12	13		20.66	20.65	20.66		
5	25	0		20.62	20.61	20.61		
5	1	0	64-QAM	20.78	20.78	20.71	21.38	0.1374
5	1	12		20.76	20.74	20.69		
5	1	24		20.54	20.77	20.62		
5	12	0		19.69	19.52	19.72		
5	12	7		19.73	19.62	19.72		
5	12	13		19.48	19.51	19.64		
5	25	0		19.70	19.63	19.70		
5	1	0	256-QAM	18.07	17.94	17.90	18.67	0.0736
5	1	12		17.33	17.64	17.49		
5	1	24		17.28	17.33	17.34		
5	12	0		17.45	17.51	17.44		
5	12	7		17.53	17.50	17.55		
5	12	13		17.67	17.71	17.39		
5	25	0		17.75	17.46	17.39		
Limit	EIRP < 2W			Result			Pass	



LTE Band 2 Maximum Average Power [dBm] (GT - LC = 0.6 dB)								
BW [MHz]	RB Size	RB Offset	Mod	Lowest	Middle	Highest	EIRP (dBm)	EIRP (W)
3	1	0	QPSK	22.69	22.61	22.61	23.29	0.2133
3	1	8		22.54	22.51	22.51		
3	1	14		22.40	22.42	22.49		
3	8	0		21.67	21.71	21.64		
3	8	4		21.59	21.53	21.53		
3	8	7		21.53	21.56	21.57		
3	15	0		21.54	21.77	21.59		
3	1	0	16-QAM	21.77	21.88	21.69	22.56	0.1803
3	1	8		21.73	21.96	21.85		
3	1	14		21.62	21.68	21.54		
3	8	0		20.61	20.57	20.63		
3	8	4		20.57	20.67	20.60		
3	8	7		20.49	20.65	20.58		
3	15	0		20.64	20.55	20.71		
3	1	0	64-QAM	20.70	20.76	20.58	21.48	0.1406
3	1	8		20.82	20.88	20.72		
3	1	14		20.60	20.69	20.71		
3	8	0		19.66	19.60	19.69		
3	8	4		19.76	19.62	19.68		
3	8	7		19.53	19.69	19.57		
3	15	0		19.65	19.55	19.68		
3	1	0	256-QAM	17.93	17.91	17.92	18.53	0.0713
3	1	8		17.40	17.54	17.46		
3	1	14		17.34	17.37	17.40		
3	8	0		17.35	17.43	17.43		
3	8	4		17.65	17.57	17.51		
3	8	7		17.73	17.60	17.47		
3	15	0		17.66	17.58	17.34		
Limit	EIRP < 2W			Result			Pass	



LTE Band 2 Maximum Average Power [dBm] (GT - LC = 0.6 dB)								
BW [MHz]	RB Size	RB Offset	Mod	Lowest	Middle	Highest	EIRP (dBm)	EIRP (W)
1.4	1	0	QPSK	22.71	22.71	22.57	23.35	0.2163
1.4	1	3		22.61	22.65	22.64		
1.4	1	5		22.66	22.67	22.64		
1.4	3	0		22.62	22.61	22.57		
1.4	3	1		22.65	22.75	22.57		
1.4	3	3		22.59	22.69	22.71		
1.4	6	0		21.67	21.86	21.69		
1.4	1	0	16-QAM	21.70	21.95	21.89	22.56	0.1803
1.4	1	3		21.79	21.96	21.66		
1.4	1	5		21.79	21.96	21.85		
1.4	3	0		21.88	21.71	21.75		
1.4	3	1		21.62	21.84	21.65		
1.4	3	3		21.68	21.73	21.68		
1.4	6	0		20.63	20.77	20.56		
1.4	1	0	64-QAM	20.63	20.70	20.64	21.53	0.1422
1.4	1	3		20.87	20.81	20.88		
1.4	1	5		20.59	20.93	20.88		
1.4	3	0		20.73	20.89	20.86		
1.4	3	1		20.76	20.92	20.76		
1.4	3	3		20.54	20.89	20.85		
1.4	6	0		19.64	19.69	19.87		
1.4	1	0	256-QAM	17.53	17.58	17.86	18.54	0.0714
1.4	1	3		17.67	17.94	17.57		
1.4	1	5		17.86	17.94	17.75		
1.4	3	0		17.79	17.70	17.57		
1.4	3	1		17.80	17.80	17.66		
1.4	3	3		17.59	17.79	17.63		
1.4	6	0		17.89	17.57	17.62		
Limit	EIRP < 2W			Result			Pass	



LTE Band 25 Maximum Average Power [dBm] (GT - LC = 0.6 dB)								
BW [MHz]	RB Size	RB Offset	Mod	Lowest	Middle	Highest	EIRP (dBm)	EIRP (W)
20	1	0	QPSK	22.78	22.64	22.61	23.38	0.2178
20	1	49		22.65	22.63	22.60		
20	1	99		22.47	22.46	22.56		
20	50	0		21.72	21.67	21.64		
20	50	24		21.66	21.64	21.60		
20	50	50		21.61	21.61	21.60		
20	100	0		21.63	21.61	21.55		
20	1	0	16-QAM	21.83	21.97	21.85	22.57	0.1807
20	1	49		21.92	21.93	21.87		
20	1	99		21.72	21.78	21.81		
20	50	0		20.72	20.55	20.60		
20	50	24		20.66	20.59	20.56		
20	50	50		20.62	20.58	20.55		
20	100	0		20.62	20.59	20.53		
20	1	0	64-QAM	20.76	20.80	20.69	21.40	0.1380
20	1	49		20.80	20.80	20.73		
20	1	99		20.60	20.64	20.69		
20	50	0		19.71	19.56	19.64		
20	50	24		19.64	19.59	19.61		
20	50	50		19.61	19.58	19.54		
20	100	0		19.60	19.59	19.53		
20	1	0	256-QAM	18.08	18.01	18.16	18.76	0.0752
20	1	49		17.90	17.97	17.83		
20	1	99		17.79	17.67	17.74		
20	50	0		17.21	17.33	17.35		
20	50	24		17.42	17.45	17.54		
20	50	50		17.53	17.43	17.47		
20	100	0		17.46	17.37	17.46		
Limit	EIRP < 2W			Result			Pass	



LTE Band 25 Maximum Average Power [dBm] (GT - LC = 0.6 dB)								
BW [MHz]	RB Size	RB Offset	Mod	Lowest	Middle	Highest	EIRP (dBm)	EIRP (W)
15	1	0	QPSK	22.58	22.53	22.57	23.19	0.2084
15	1	37		22.45	22.49	22.59		
15	1	74		22.36	22.27	22.41		
15	36	0		21.72	21.49	21.44		
15	36	20		21.65	21.64	21.46		
15	36	39		21.55	21.48	21.54		
15	75	0		21.52	21.44	21.42		
15	1	0	16-QAM	21.70	21.89	21.81	22.51	0.1782
15	1	37		21.79	21.91	21.83		
15	1	74		21.72	21.69	21.78		
15	36	0		20.65	20.49	20.46		
15	36	20		20.46	20.58	20.51		
15	36	39		20.55	20.56	20.38		
15	75	0		20.60	20.49	20.33		
15	1	0	64-QAM	20.60	20.72	20.57	21.32	0.1355
15	1	37		20.71	20.71	20.55		
15	1	74		20.50	20.52	20.52		
15	36	0		19.69	19.42	19.61		
15	36	20		19.52	19.40	19.43		
15	36	39		19.52	19.38	19.53		
15	75	0		19.54	19.48	19.33		
15	1	0	256-QAM	18.03	17.85	18.06	18.66	0.0735
15	1	37		17.80	17.77	17.75		
15	1	74		17.66	17.47	17.69		
15	36	0		17.08	17.17	17.28		
15	36	20		17.34	17.28	17.42		
15	36	39		17.35	17.32	17.35		
15	75	0		17.39	17.28	17.36		
Limit	EIRP < 2W			Result			Pass	



LTE Band 25 Maximum Average Power [dBm] (GT - LC = 0.6 dB)								
BW [MHz]	RB Size	RB Offset	Mod	Lowest	Middle	Highest	EIRP (dBm)	EIRP (W)
10	1	0	QPSK	22.64	22.45	22.54	23.24	0.2109
10	1	25		22.50	22.57	22.45		
10	1	49		22.32	22.46	22.54		
10	25	0		21.66	21.48	21.59		
10	25	12		21.55	21.60	21.44		
10	25	25		21.60	21.49	21.56		
10	50	0		21.47	21.50	21.46		
10	1	0	16-QAM	21.66	21.96	21.80	22.56	0.1803
10	1	25		21.89	21.83	21.74		
10	1	49		21.57	21.73	21.68		
10	25	0		20.62	20.40	20.56		
10	25	12		20.65	20.56	20.40		
10	25	25		20.48	20.53	20.48		
10	50	0		20.56	20.50	20.42		
10	1	0	64-QAM	20.71	20.80	20.60	21.40	0.1380
10	1	25		20.72	20.79	20.72		
10	1	49		20.57	20.58	20.66		
10	25	0		19.61	19.46	19.46		
10	25	12		19.62	19.40	19.44		
10	25	25		19.49	19.39	19.34		
10	50	0		19.48	19.58	19.46		
10	1	0	256-QAM	18.03	17.90	18.14	18.74	0.0748
10	1	25		17.81	17.97	17.72		
10	1	49		17.76	17.63	17.56		
10	25	0		17.08	17.19	17.27		
10	25	12		17.42	17.31	17.41		
10	25	25		17.38	17.38	17.34		
10	50	0		17.33	17.18	17.33		
Limit	EIRP < 2W			Result			Pass	



LTE Band 25 Maximum Average Power [dBm] (GT - LC = 0.6 dB)								
BW [MHz]	RB Size	RB Offset	Mod	Lowest	Middle	Highest	EIRP (dBm)	EIRP (W)
5	1	0	QPSK	22.62	22.55	22.52	23.22	0.2099
5	1	12		22.53	22.51	22.46		
5	1	24		22.43	22.31	22.44		
5	12	0		21.70	21.58	21.46		
5	12	7		21.56	21.62	21.41		
5	12	13		21.43	21.42	21.48		
5	25	0		21.59	21.60	21.46		
5	1	0	16-QAM	21.82	21.90	21.80	22.50	0.1778
5	1	12		21.77	21.85	21.86		
5	1	24		21.64	21.64	21.74		
5	12	0		20.61	20.53	20.46		
5	12	7		20.54	20.52	20.54		
5	12	13		20.55	20.51	20.42		
5	25	0		20.50	20.46	20.41		
5	1	0	64-QAM	20.69	20.68	20.50	21.34	0.1361
5	1	12		20.74	20.67	20.61		
5	1	24		20.49	20.52	20.50		
5	12	0		19.69	19.46	19.45		
5	12	7		19.64	19.48	19.55		
5	12	13		19.50	19.50	19.50		
5	25	0		19.56	19.48	19.46		
5	1	0	256-QAM	17.88	17.88	18.04	18.64	0.0731
5	1	12		17.85	17.82	17.74		
5	1	24		17.70	17.60	17.54		
5	12	0		17.20	17.28	17.19		
5	12	7		17.23	17.45	17.50		
5	12	13		17.48	17.25	17.28		
5	25	0		17.35	17.17	17.36		
Limit	EIRP < 2W			Result			Pass	



LTE Band 25 Maximum Average Power [dBm] (GT - LC = 0.6 dB)								
BW [MHz]	RB Size	RB Offset	Mod	Lowest	Middle	Highest	EIRP (dBm)	EIRP (W)
3	1	0	QPSK	22.62	22.54	22.43	23.22	0.2099
3	1	8		22.45	22.50	22.40		
3	1	14		22.34	22.28	22.41		
3	8	0		21.59	21.52	21.44		
3	8	4		21.52	21.60	21.45		
3	8	7		21.50	21.46	21.54		
3	15	0		21.58	21.61	21.36		
3	1	0	16-QAM	21.68	21.92	21.81	22.52	0.1786
3	1	8		21.79	21.92	21.70		
3	1	14		21.54	21.72	21.71		
3	8	0		20.57	20.41	20.51		
3	8	4		20.63	20.59	20.44		
3	8	7		20.61	20.39	20.40		
3	15	0		20.57	20.59	20.52		
3	1	0	64-QAM	20.62	20.62	20.65	21.25	0.1334
3	1	8		20.62	20.65	20.53		
3	1	14		20.40	20.57	20.55		
3	8	0		19.51	19.39	19.63		
3	8	4		19.51	19.43	19.57		
3	8	7		19.56	19.46	19.34		
3	15	0		19.59	19.51	19.39		
3	1	0	256-QAM	17.89	17.95	18.10	18.70	0.0741
3	1	8		17.79	17.84	17.71		
3	1	14		17.59	17.59	17.57		
3	8	0		17.05	17.23	17.23		
3	8	4		17.37	17.32	17.38		
3	8	7		17.39	17.37	17.47		
3	15	0		17.31	17.30	17.45		
Limit	EIRP < 2W			Result			Pass	



LTE Band 25 Maximum Average Power [dBm] (GT - LC = 0.6 dB)								
BW [MHz]	RB Size	RB Offset	Mod	Lowest	Middle	Highest	EIRP (dBm)	EIRP (W)
1.4	1	0	QPSK	22.55	22.51	22.42	23.23	0.2104
1.4	1	3		22.57	22.56	22.60		
1.4	1	5		22.58	22.56	22.60		
1.4	3	0		22.55	22.63	22.59		
1.4	3	1		22.53	22.53	22.57		
1.4	3	3		22.50	22.46	22.50		
1.4	6	0		21.81	21.56	21.59		
1.4	1	0	16-QAM	21.63	21.75	21.57	22.40	0.1738
1.4	1	3		21.76	21.59	21.49		
1.4	1	5		21.66	21.71	21.80		
1.4	3	0		21.69	21.70	21.69		
1.4	3	1		21.62	21.78	21.57		
1.4	3	3		21.52	21.76	21.74		
1.4	6	0		20.58	20.48	20.80		
1.4	1	0	64-QAM	20.58	20.44	20.61	21.41	0.1384
1.4	1	3		20.49	20.76	20.59		
1.4	1	5		20.63	20.63	20.81		
1.4	3	0		20.78	20.60	20.58		
1.4	3	1		20.72	20.47	20.42		
1.4	3	3		20.48	20.70	20.45		
1.4	6	0		19.58	19.60	19.67		
1.4	1	0	256-QAM	17.63	17.53	17.64	18.44	0.0698
1.4	1	3		17.60	17.58	17.71		
1.4	1	5		17.58	17.76	17.66		
1.4	3	0		17.48	17.78	17.81		
1.4	3	1		17.71	17.84	17.59		
1.4	3	3		17.51	17.48	17.45		
1.4	6	0		17.71	17.78	17.48		
Limit	EIRP < 2W			Result			Pass	



LTE Band 4 Maximum Average Power [dBm] (GT - LC = 1 dB)								
BW [MHz]	RB Size	RB Offset	Mod	Lowest	Middle	Highest	EIRP (dBm)	EIRP (W)
20	1	0	QPSK	22.83	22.89	22.86	23.89	0.2449
20	1	49		22.73	22.76	22.81		
20	1	99		22.75	22.69	22.62		
20	50	0		21.68	21.94	21.82		
20	50	24		21.86	21.90	21.86		
20	50	50		21.76	21.86	21.83		
20	100	0		21.73	21.86	21.82		
20	1	0	16-QAM	22.02	22.01	22.14	23.18	0.2080
20	1	49		22.14	22.18	22.10		
20	1	99		22.04	21.95	21.89		
20	50	0		20.66	20.95	20.82		
20	50	24		20.86	20.86	20.84		
20	50	50		20.76	20.87	20.80		
20	100	0		20.73	20.85	20.80		
20	1	0	64-QAM	20.90	20.91	21.00	22.06	0.1607
20	1	49		21.00	21.06	20.96		
20	1	99		20.93	20.85	20.76		
20	50	0		19.65	19.97	19.82		
20	50	24		19.84	19.89	19.81		
20	50	50		19.76	19.89	19.82		
20	100	0		19.72	19.83	19.81		
20	1	0	256-QAM	18.33	18.29	18.29	19.38	0.0867
20	1	49		18.38	18.31	18.36		
20	1	99		18.06	18.26	18.09		
20	50	0		17.65	17.89	18.03		
20	50	24		17.79	17.85	17.99		
20	50	50		17.91	17.88	17.90		
20	100	0		17.84	17.82	17.66		
Limit	EIRP < 1W			Result			Pass	



LTE Band 4 Maximum Average Power [dBm] (GT - LC = 1 dB)								
BW [MHz]	RB Size	RB Offset	Mod	Lowest	Middle	Highest	EIRP (dBm)	EIRP (W)
15	1	0	QPSK	22.72	22.84	22.75	23.84	0.2421
15	1	37		22.53	22.66	22.63		
15	1	74		22.57	22.67	22.60		
15	36	0		21.66	21.79	21.63		
15	36	20		21.71	21.90	21.81		
15	36	39		21.66	21.79	21.70		
15	75	0		21.67	21.78	21.81		
15	1	0	16-QAM	21.94	21.97	22.02	23.12	0.2051
15	1	37		22.05	22.12	22.02		
15	1	74		21.97	21.88	21.78		
15	36	0		20.53	20.77	20.80		
15	36	20		20.71	20.77	20.76		
15	36	39		20.76	20.86	20.79		
15	75	0		20.58	20.71	20.62		
15	1	0	64-QAM	20.74	20.82	20.95	21.95	0.1567
15	1	37		20.89	20.89	20.82		
15	1	74		20.84	20.65	20.74		
15	36	0		19.61	19.93	19.78		
15	36	20		19.71	19.81	19.65		
15	36	39		19.66	19.81	19.69		
15	75	0		19.63	19.68	19.77		
15	1	0	256-QAM	18.18	18.09	18.24	19.30	0.0851
15	1	37		18.30	18.11	18.17		
15	1	74		18.06	18.12	18.06		
15	36	0		17.51	17.69	18.01		
15	36	20		17.68	17.79	17.86		
15	36	39		17.85	17.85	17.86		
15	75	0		17.72	17.82	17.64		
Limit	EIRP < 1W			Result			Pass	



LTE Band 4 Maximum Average Power [dBm] (GT - LC = 1 dB)								
BW [MHz]	RB Size	RB Offset	Mod	Lowest	Middle	Highest	EIRP (dBm)	EIRP (W)
10	1	0	QPSK	22.82	22.71	22.74	23.82	0.2410
10	1	25		22.66	22.74	22.80		
10	1	49		22.66	22.59	22.50		
10	25	0		21.61	21.86	21.71		
10	25	12		21.86	21.90	21.69		
10	25	25		21.59	21.74	21.74		
10	50	0		21.56	21.82	21.79		
10	1	0	16-QAM	21.87	21.88	22.07	23.10	0.2042
10	1	25		22.01	22.10	22.10		
10	1	49		21.93	21.80	21.74		
10	25	0		20.62	20.75	20.71		
10	25	12		20.75	20.69	20.66		
10	25	25		20.56	20.74	20.62		
10	50	0		20.68	20.76	20.79		
10	1	0	64-QAM	20.77	20.91	20.99	22.02	0.1592
10	1	25		20.80	21.02	20.87		
10	1	49		20.84	20.71	20.65		
10	25	0		19.50	19.81	19.77		
10	25	12		19.68	19.88	19.66		
10	25	25		19.60	19.78	19.77		
10	50	0		19.63	19.82	19.74		
10	1	0	256-QAM	18.26	18.16	18.27	19.33	0.0857
10	1	25		18.28	18.19	18.33		
10	1	49		17.97	18.24	17.99		
10	25	0		17.50	17.89	17.99		
10	25	12		17.68	17.81	17.96		
10	25	25		17.85	17.79	17.86		
10	50	0		17.80	17.62	17.48		
Limit	EIRP < 1W			Result			Pass	



LTE Band 4 Maximum Average Power [dBm] (GT - LC = 1 dB)								
BW [MHz]	RB Size	RB Offset	Mod	Lowest	Middle	Highest	EIRP (dBm)	EIRP (W)
5	1	0	QPSK	22.63	22.77	22.74	23.77	0.2382
5	1	12		22.70	22.58	22.70		
5	1	24		22.55	22.60	22.49		
5	12	0		21.65	21.79	21.65		
5	12	7		21.80	21.90	21.82		
5	12	13		21.65	21.82	21.63		
5	25	0		21.70	21.74	21.75		
5	1	0	16-QAM	21.94	21.84	22.07	23.07	0.2028
5	1	12		22.03	22.04	22.04		
5	1	24		21.86	21.91	21.73		
5	12	0		20.62	20.84	20.82		
5	12	7		20.76	20.83	20.75		
5	12	13		20.62	20.78	20.61		
5	25	0		20.70	20.71	20.80		
5	1	0	64-QAM	20.71	20.82	20.81	21.93	0.1560
5	1	12		20.93	20.93	20.78		
5	1	24		20.85	20.80	20.68		
5	12	0		19.64	19.86	19.79		
5	12	7		19.74	19.86	19.74		
5	12	13		19.57	19.87	19.74		
5	25	0		19.71	19.72	19.69		
5	1	0	256-QAM	18.28	18.15	18.17	19.30	0.0851
5	1	12		18.21	18.17	18.30		
5	1	24		18.02	18.14	18.00		
5	12	0		17.59	17.81	18.02		
5	12	7		17.72	17.75	17.82		
5	12	13		17.84	17.77	17.87		
5	25	0		17.69	17.70	17.63		
Limit	EIRP < 1W			Result			Pass	



LTE Band 4 Maximum Average Power [dBm] (GT - LC = 1 dB)								
BW [MHz]	RB Size	RB Offset	Mod	Lowest	Middle	Highest	EIRP (dBm)	EIRP (W)
3	1	0	QPSK	22.75	22.84	22.80	23.84	0.2421
3	1	8		22.57	22.56	22.67		
3	1	14		22.64	22.52	22.52		
3	8	0		21.59	21.77	21.77		
3	8	4		21.83	21.85	21.85		
3	8	7		21.58	21.68	21.80		
3	15	0		21.64	21.77	21.64		
3	1	0	16-QAM	22.01	21.96	22.03	23.13	0.2056
3	1	8		22.13	22.13	21.91		
3	1	14		21.90	21.77	21.77		
3	8	0		20.47	20.77	20.76		
3	8	4		20.74	20.73	20.64		
3	8	7		20.58	20.77	20.71		
3	15	0		20.70	20.81	20.69		
3	1	0	64-QAM	20.83	20.76	20.95	21.98	0.1578
3	1	8		20.98	20.89	20.93		
3	1	14		20.73	20.75	20.58		
3	8	0		19.64	19.81	19.66		
3	8	4		19.69	19.76	19.81		
3	8	7		19.63	19.87	19.74		
3	15	0		19.71	19.75	19.81		
3	1	0	256-QAM	18.32	18.26	18.23	19.36	0.0863
3	1	8		18.31	18.18	18.36		
3	1	14		17.86	18.07	18.07		
3	8	0		17.63	17.79	18.01		
3	8	4		17.72	17.82	17.97		
3	8	7		17.82	17.76	17.79		
3	15	0		17.68	17.79	17.60		
Limit	EIRP < 1W			Result			Pass	



LTE Band 4 Maximum Average Power [dBm] (GT - LC = 1 dB)								
BW [MHz]	RB Size	RB Offset	Mod	Lowest	Middle	Highest	EIRP (dBm)	EIRP (W)
1.4	1	0	QPSK	22.80	22.87	22.81	23.87	0.2438
1.4	1	3		22.83	22.87	22.75		
1.4	1	5		22.71	22.69	22.69		
1.4	3	0		22.80	22.87	22.67		
1.4	3	1		22.75	22.82	22.84		
1.4	3	3		22.63	22.76	22.72		
1.4	6	0		21.91	22.04	21.79		
1.4	1	0	16-QAM	21.77	21.72	21.69	23.07	0.2028
1.4	1	3		21.80	21.79	21.93		
1.4	1	5		21.65	22.07	21.70		
1.4	3	0		21.82	21.72	21.82		
1.4	3	1		21.78	21.95	21.96		
1.4	3	3		22.01	21.73	21.82		
1.4	6	0		20.66	20.70	20.67		
1.4	1	0	64-QAM	21.02	20.70	21.04	22.04	0.1600
1.4	1	3		20.78	20.99	20.91		
1.4	1	5		20.94	20.91	20.91		
1.4	3	0		20.94	20.98	20.75		
1.4	3	1		20.92	20.91	20.85		
1.4	3	3		20.96	20.80	20.74		
1.4	6	0		19.81	19.77	19.83		
1.4	1	0	256-QAM	17.78	18.05	17.79	19.06	0.0805
1.4	1	3		17.96	17.92	17.68		
1.4	1	5		17.95	17.90	18.05		
1.4	3	0		17.88	18.00	17.75		
1.4	3	1		17.83	17.79	17.78		
1.4	3	3		17.64	17.76	17.87		
1.4	6	0		18.02	18.06	17.94		
Limit	EIRP < 1W			Result			Pass	



LTE Band 7 Maximum Average Power [dBm] (GT - LC = 1.51 dB)								
BW [MHz]	RB Size	RB Offset	Mod	Lowest	Middle	Highest	EIRP (dBm)	EIRP (W)
20	1	0	QPSK	22.91	22.85	22.83	24.42	0.2767
20	1	49		22.77	22.64	22.65		
20	1	99		22.79	22.80	22.82		
20	50	0		21.92	21.89	21.86		
20	50	24		21.86	21.84	21.80		
20	50	50		21.78	21.81	21.84		
20	100	0		21.88	21.87	21.84		
20	1	0	16-QAM	22.05	21.97	22.00	23.78	0.2388
20	1	49		22.27	22.20	22.16		
20	1	99		22.16	22.17	22.08		
20	50	0		20.84	20.83	20.86		
20	50	24		20.89	20.86	20.86		
20	50	50		20.88	20.90	20.89		
20	100	0		20.88	20.82	20.82		
20	1	0	64-QAM	20.88	20.82	20.87	22.62	0.1828
20	1	49		21.11	21.04	21.00		
20	1	99		20.95	20.99	20.98		
20	50	0		19.83	19.80	19.86		
20	50	24		19.91	19.85	19.86		
20	50	50		19.86	19.87	19.87		
20	100	0		19.86	19.80	19.82		
20	1	0	256-QAM	18.23	18.10	18.12	19.74	0.0942
20	1	49		17.97	18.03	17.91		
20	1	99		17.90	17.88	17.68		
20	50	0		17.96	17.96	17.88		
20	50	24		18.04	17.89	17.68		
20	50	50		18.06	17.82	17.97		
20	100	0		17.82	17.85	17.76		
Limit	EIRP < 2W			Result			Pass	



LTE Band 7 Maximum Average Power [dBm] (GT - LC = 1.51 dB)								
BW [MHz]	RB Size	RB Offset	Mod	Lowest	Middle	Highest	EIRP (dBm)	EIRP (W)
15	1	0	QPSK	22.84	22.80	22.83	24.35	0.2723
15	1	37		22.59	22.60	22.63		
15	1	74		22.73	22.63	22.63		
15	36	0		21.82	21.86	21.82		
15	36	20		21.74	21.66	21.78		
15	36	39		21.77	21.74	21.80		
15	75	0		21.83	21.69	21.83		
15	1	0	16-QAM	21.98	21.95	21.90	23.72	0.2355
15	1	37		22.21	22.08	22.16		
15	1	74		22.04	22.05	21.95		
15	36	0		20.77	20.67	20.75		
15	36	20		20.80	20.84	20.76		
15	36	39		20.71	20.86	20.80		
15	75	0		20.82	20.71	20.65		
15	1	0	64-QAM	20.72	20.76	20.70	22.47	0.1766
15	1	37		20.92	20.96	20.86		
15	1	74		20.91	20.82	20.85		
15	36	0		19.78	19.68	19.72		
15	36	20		19.84	19.67	19.70		
15	36	39		19.81	19.85	19.77		
15	75	0		19.79	19.79	19.76		
15	1	0	256-QAM	18.17	17.90	17.94	19.68	0.0929
15	1	37		17.87	17.86	17.91		
15	1	74		17.79	17.83	17.66		
15	36	0		17.89	17.92	17.81		
15	36	20		17.94	17.79	17.53		
15	36	39		18.01	17.62	17.95		
15	75	0		17.77	17.77	17.58		
Limit	EIRP < 2W			Result			Pass	



LTE Band 7 Maximum Average Power [dBm] (GT - LC = 1.51 dB)								
BW [MHz]	RB Size	RB Offset	Mod	Lowest	Middle	Highest	EIRP (dBm)	EIRP (W)
10	1	0	QPSK	22.90	22.85	22.64	24.41	0.2761
10	1	25		22.69	22.52	22.48		
10	1	49		22.63	22.62	22.77		
10	25	0		21.82	21.83	21.81		
10	25	12		21.72	21.79	21.68		
10	25	25		21.78	21.79	21.74		
10	50	0		21.81	21.82	21.82		
10	1	0	16-QAM	21.85	21.92	21.96	23.67	0.2328
10	1	25		22.07	22.09	22.16		
10	1	49		22.01	22.08	22.01		
10	25	0		20.82	20.66	20.81		
10	25	12		20.75	20.81	20.72		
10	25	25		20.82	20.85	20.83		
10	50	0		20.69	20.66	20.79		
10	1	0	64-QAM	20.73	20.79	20.87	22.53	0.1791
10	1	25		21.00	21.02	20.82		
10	1	49		20.82	20.82	20.82		
10	25	0		19.63	19.76	19.78		
10	25	12		19.81	19.71	19.69		
10	25	25		19.74	19.79	19.80		
10	50	0		19.69	19.79	19.70		
10	1	0	256-QAM	18.06	18.08	17.94	19.59	0.0910
10	1	25		17.77	17.92	17.79		
10	1	49		17.82	17.86	17.62		
10	25	0		17.92	17.87	17.84		
10	25	12		17.87	17.75	17.48		
10	25	25		17.97	17.63	17.90		
10	50	0		17.68	17.67	17.68		
Limit	EIRP < 2W			Result			Pass	



LTE Band 7 Maximum Average Power [dBm] (GT - LC = 1.51 dB)								
BW [MHz]	RB Size	RB Offset	Mod	Lowest	Middle	Highest	EIRP (dBm)	EIRP (W)
5	1	0	QPSK	22.71	22.78	22.71	24.29	0.2685
5	1	12		22.75	22.47	22.45		
5	1	24		22.73	22.66	22.65		
5	12	0		21.83	21.89	21.66		
5	12	7		21.68	21.69	21.60		
5	12	13		21.66	21.66	21.74		
5	25	0		21.78	21.82	21.68		
5	1	0	16-QAM	21.86	21.92	21.94	23.70	0.2344
5	1	12		22.19	22.18	22.16		
5	1	24		22.16	22.04	22.01		
5	12	0		20.74	20.75	20.69		
5	12	7		20.79	20.72	20.82		
5	12	13		20.82	20.77	20.85		
5	25	0		20.69	20.66	20.68		
5	1	0	64-QAM	20.79	20.79	20.71	22.49	0.1774
5	1	12		20.93	20.91	20.95		
5	1	24		20.88	20.98	20.91		
5	12	0		19.78	19.74	19.70		
5	12	7		19.74	19.72	19.84		
5	12	13		19.73	19.81	19.74		
5	25	0		19.81	19.79	19.74		
5	1	0	256-QAM	18.06	17.92	18.09	19.60	0.0912
5	1	12		17.90	17.86	17.82		
5	1	24		17.79	17.68	17.53		
5	12	0		17.93	17.83	17.80		
5	12	7		17.99	17.73	17.58		
5	12	13		17.99	17.62	17.93		
5	25	0		17.72	17.73	17.69		
Limit	EIRP < 2W			Result			Pass	



LTE Band 38 Maximum Average Power [dBm] (GT - LC = 0.96 dB)								
BW [MHz]	RB Size	RB Offset	Mod	Lowest	Middle	Highest	EIRP (dBm)	EIRP (W)
20	1	0	QPSK	22.61	22.64	22.67	23.63	0.2307
20	1	49		22.54	22.47	22.46		
20	1	99		22.55	22.63	22.58		
20	50	0		21.62	21.62	21.72		
20	50	24		21.55	21.55	21.65		
20	50	50		21.56	21.57	21.61		
20	100	0		21.56	21.54	21.61		
20	1	0	16-QAM	21.61	21.73	21.74	22.70	0.1862
20	1	49		21.59	21.66	21.60		
20	1	99		21.60	21.60	21.70		
20	50	0		20.63	20.55	20.67		
20	50	24		20.53	20.56	20.71		
20	50	50		20.61	20.58	20.63		
20	100	0		20.31	20.36	20.23		
20	1	0	64-QAM	20.42	20.37	20.47	21.57	0.1435
20	1	49		20.24	20.36	20.30		
20	1	99		20.48	20.60	20.61		
20	50	0		19.57	19.65	19.59		
20	50	24		19.57	19.51	19.58		
20	50	50		19.55	19.57	19.62		
20	100	0		19.54	19.54	19.55		
20	1	0	256-QAM	17.78	17.76	17.89	18.99	0.0793
20	1	49		17.83	17.68	17.77		
20	1	99		17.80	17.74	17.75		
20	50	0		17.88	18.03	18.01		
20	50	24		17.86	17.91	18.03		
20	50	50		17.87	17.90	17.99		
20	100	0		17.82	17.91	17.97		
Limit	EIRP < 2W			Result			Pass	



LTE Band 38 Maximum Average Power [dBm] (GT - LC = 0.96 dB)								
BW [MHz]	RB Size	RB Offset	Mod	Lowest	Middle	Highest	EIRP (dBm)	EIRP (W)
15	1	0	QPSK	22.57	22.64	22.59	23.60	0.2291
15	1	37		22.47	22.37	22.36		
15	1	74		22.47	22.62	22.50		
15	36	0		21.56	21.54	21.71		
15	36	20		21.48	21.53	21.59		
15	36	39		21.53	21.57	21.57		
15	75	0		21.53	21.46	21.48		
15	1	0	16-QAM	21.51	21.63	21.70	22.66	0.1845
15	1	37		21.49	21.57	21.54		
15	1	74		21.56	21.57	21.67		
15	36	0		20.63	20.53	20.59		
15	36	20		20.43	20.46	20.63		
15	36	39		20.56	20.57	20.54		
15	75	0		20.21	20.28	20.14		
15	1	0	64-QAM	20.32	20.33	20.38	21.57	0.1435
15	1	37		20.23	20.35	20.28		
15	1	74		20.44	20.58	20.61		
15	36	0		19.54	19.56	19.57		
15	36	20		19.56	19.43	19.48		
15	36	39		19.46	19.50	19.56		
15	75	0		19.50	19.45	19.47		
15	1	0	256-QAM	17.76	17.75	17.83	18.95	0.0785
15	1	37		17.76	17.64	17.69		
15	1	74		17.72	17.72	17.65		
15	36	0		17.81	17.99	17.91		
15	36	20		17.83	17.81	17.94		
15	36	39		17.80	17.83	17.94		
15	75	0		17.72	17.88	17.94		
Limit	EIRP < 2W			Result			Pass	



LTE Band 38 Maximum Average Power [dBm] (GT - LC = 0.96 dB)								
BW [MHz]	RB Size	RB Offset	Mod	Lowest	Middle	Highest	EIRP (dBm)	EIRP (W)
10	1	0	QPSK	22.53	22.58	22.62	23.58	0.2280
10	1	25		22.49	22.41	22.39		
10	1	49		22.54	22.61	22.50		
10	25	0		21.53	21.61	21.72		
10	25	12		21.50	21.47	21.55		
10	25	25		21.51	21.49	21.59		
10	50	0		21.48	21.47	21.45		
10	1	0	16-QAM	21.51	21.66	21.69	22.66	0.1845
10	1	25		21.50	21.59	21.56		
10	1	49		21.58	21.59	21.70		
10	25	0		20.62	20.55	20.67		
10	25	12		20.50	20.52	20.70		
10	25	25		20.60	20.52	20.62		
10	50	0		20.30	20.28	20.16		
10	1	0	64-QAM	20.42	20.28	20.46	21.50	0.1413
10	1	25		20.22	20.35	20.29		
10	1	49		20.41	20.54	20.51		
10	25	0		19.53	19.58	19.56		
10	25	12		19.52	19.45	19.56		
10	25	25		19.55	19.50	19.53		
10	50	0		19.45	19.44	19.54		
10	1	0	256-QAM	17.69	17.72	17.81	18.97	0.0789
10	1	25		17.77	17.59	17.77		
10	1	49		17.72	17.67	17.72		
10	25	0		17.81	17.99	18.01		
10	25	12		17.80	17.85	17.93		
10	25	25		17.78	17.84	17.99		
10	50	0		17.72	17.81	17.93		
Limit	EIRP < 2W			Result			Pass	



LTE Band 38 Maximum Average Power [dBm] (GT - LC = 0.96 dB)								
BW [MHz]	RB Size	RB Offset	Mod	Lowest	Middle	Highest	EIRP (dBm)	EIRP (W)
5	1	0	QPSK	22.59	22.58	22.66	23.62	0.2301
5	1	12		22.54	22.38	22.40		
5	1	24		22.49	22.59	22.54		
5	12	0		21.59	21.52	21.70		
5	12	7		21.47	21.45	21.61		
5	12	13		21.47	21.48	21.59		
5	25	0		21.50	21.53	21.44		
5	1	0	16-QAM	21.58	21.68	21.71	22.67	0.1849
5	1	12		21.54	21.61	21.58		
5	1	24		21.54	21.58	21.68		
5	12	0		20.54	20.51	20.66		
5	12	7		20.52	20.51	20.71		
5	12	13		20.51	20.50	20.61		
5	25	0		20.26	20.28	20.13		
5	1	0	64-QAM	20.41	20.31	20.44	21.55	0.1429
5	1	12		20.16	20.34	20.25		
5	1	24		20.43	20.59	20.53		
5	12	0		19.48	19.65	19.53		
5	12	7		19.47	19.41	19.57		
5	12	13		19.45	19.54	19.55		
5	25	0		19.51	19.47	19.54		
5	1	0	256-QAM	17.71	17.74	17.79	18.94	0.0783
5	1	12		17.73	17.68	17.69		
5	1	24		17.78	17.72	17.75		
5	12	0		17.88	17.98	17.96		
5	12	7		17.83	17.81	17.98		
5	12	13		17.87	17.82	17.92		
5	25	0		17.82	17.88	17.94		
Limit	EIRP < 2W			Result			Pass	



LTE Band 66 Maximum Average Power [dBm] (GT - LC = 1 dB)								
BW [MHz]	RB Size	RB Offset	Mod	Lowest	Middle	Highest	EIRP (dBm)	EIRP (W)
20	1	0	QPSK	22.74	22.90	22.78	23.90	0.2455
20	1	49		22.65	22.75	22.75		
20	1	99		22.58	22.63	22.59		
20	50	0		21.70	21.86	21.77		
20	50	24		21.68	21.82	21.74		
20	50	50		21.68	21.66	21.62		
20	100	0		21.68	21.77	21.68		
20	1	0	16-QAM	21.86	21.96	21.98	23.02	0.2004
20	1	49		22.02	21.98	21.90		
20	1	99		21.86	21.90	21.73		
20	50	0		20.73	20.88	20.72		
20	50	24		20.74	20.81	20.78		
20	50	50		20.82	20.63	20.60		
20	100	0		20.73	20.76	20.69		
20	1	0	64-QAM	20.77	20.89	20.91	21.94	0.1563
20	1	49		20.89	20.94	20.90		
20	1	99		20.74	20.75	20.72		
20	50	0		19.72	19.85	19.71		
20	50	24		19.72	19.82	19.78		
20	50	50		19.78	19.66	19.60		
20	100	0		19.73	19.75	19.66		
20	1	0	256-QAM	17.86	18.04	17.90	19.24	0.0839
20	1	49		18.24	18.10	18.01		
20	1	99		17.67	17.93	17.79		
20	50	0		17.54	17.80	17.59		
20	50	24		17.86	17.77	17.71		
20	50	50		17.40	17.59	17.67		
20	100	0		17.50	17.64	17.45		
Limit	EIRP < 1W			Result			Pass	



LTE Band 66 Maximum Average Power [dBm] (GT - LC = 1 dB)								
BW [MHz]	RB Size	RB Offset	Mod	Lowest	Middle	Highest	EIRP (dBm)	EIRP (W)
15	1	0	QPSK	22.74	22.77	22.64	23.77	0.2382
15	1	37		22.47	22.72	22.66		
15	1	74		22.45	22.46	22.49		
15	36	0		21.52	21.74	21.72		
15	36	20		21.60	21.72	21.73		
15	36	39		21.53	21.47	21.49		
15	75	0		21.54	21.75	21.59		
15	1	0	16-QAM	21.74	21.94	21.79	22.94	0.1968
15	1	37		21.94	21.88	21.76		
15	1	74		21.82	21.85	21.65		
15	36	0		20.54	20.83	20.55		
15	36	20		20.57	20.80	20.73		
15	36	39		20.76	20.58	20.49		
15	75	0		20.63	20.62	20.69		
15	1	0	64-QAM	20.69	20.76	20.88	21.88	0.1542
15	1	37		20.88	20.82	20.76		
15	1	74		20.59	20.65	20.63		
15	36	0		19.67	19.68	19.55		
15	36	20		19.61	19.71	19.60		
15	36	39		19.71	19.66	19.41		
15	75	0		19.63	19.56	19.62		
15	1	0	256-QAM	17.73	18.00	17.74	19.15	0.0822
15	1	37		18.15	18.06	17.93		
15	1	74		17.66	17.85	17.69		
15	36	0		17.44	17.60	17.57		
15	36	20		17.84	17.69	17.56		
15	36	39		17.28	17.54	17.51		
15	75	0		17.36	17.45	17.36		
Limit	EIRP < 1W			Result			Pass	



LTE Band 66 Maximum Average Power [dBm] (GT - LC = 1 dB)								
BW [MHz]	RB Size	RB Offset	Mod	Lowest	Middle	Highest	EIRP (dBm)	EIRP (W)
10	1	0	QPSK	22.57	22.68	22.59	23.72	0.2355
10	1	25		22.56	22.62	22.72		
10	1	49		22.53	22.61	22.43		
10	25	0		21.70	21.85	21.69		
10	25	12		21.62	21.79	21.64		
10	25	25		21.53	21.59	21.52		
10	50	0		21.50	21.76	21.55		
10	1	0	16-QAM	21.71	21.83	21.92	22.93	0.1963
10	1	25		21.91	21.93	21.82		
10	1	49		21.75	21.77	21.61		
10	25	0		20.67	20.74	20.52		
10	25	12		20.73	20.74	20.71		
10	25	25		20.72	20.49	20.40		
10	50	0		20.62	20.76	20.62		
10	1	0	64-QAM	20.57	20.71	20.91	21.91	0.1552
10	1	25		20.86	20.82	20.77		
10	1	49		20.62	20.70	20.67		
10	25	0		19.64	19.75	19.60		
10	25	12		19.65	19.63	19.60		
10	25	25		19.73	19.61	19.40		
10	50	0		19.71	19.59	19.60		
10	1	0	256-QAM	17.77	18.01	17.88	19.09	0.0811
10	1	25		18.07	18.09	18.01		
10	1	49		17.62	17.79	17.79		
10	25	0		17.43	17.77	17.59		
10	25	12		17.77	17.75	17.57		
10	25	25		17.26	17.55	17.57		
10	50	0		17.43	17.57	17.44		
Limit	EIRP < 1W			Result			Pass	



LTE Band 66 Maximum Average Power [dBm] (GT - LC = 1 dB)								
BW [MHz]	RB Size	RB Offset	Mod	Lowest	Middle	Highest	EIRP (dBm)	EIRP (W)
5	1	0	QPSK	22.66	22.64	22.71	23.71	0.2350
5	1	12		22.54	22.61	22.70		
5	1	24		22.53	22.63	22.59		
5	12	0		21.70	21.86	21.70		
5	12	7		21.59	21.73	21.60		
5	12	13		21.50	21.65	21.43		
5	25	0		21.65	21.68	21.55		
5	1	0	16-QAM	21.71	21.79	21.96	22.98	0.1986
5	1	12		21.98	21.83	21.81		
5	1	24		21.79	21.74	21.71		
5	12	0		20.54	20.78	20.61		
5	12	7		20.68	20.69	20.71		
5	12	13		20.67	20.49	20.48		
5	25	0		20.56	20.60	20.49		
5	1	0	64-QAM	20.70	20.80	20.91	21.91	0.1552
5	1	12		20.79	20.77	20.78		
5	1	24		20.66	20.61	20.59		
5	12	0		19.58	19.83	19.71		
5	12	7		19.57	19.68	19.70		
5	12	13		19.74	19.49	19.46		
5	25	0		19.56	19.59	19.46		
5	1	0	256-QAM	17.66	17.87	17.90	19.11	0.0815
5	1	12		18.11	18.10	17.97		
5	1	24		17.63	17.83	17.66		
5	12	0		17.48	17.79	17.51		
5	12	7		17.86	17.63	17.67		
5	12	13		17.21	17.48	17.64		
5	25	0		17.36	17.57	17.31		
Limit	EIRP < 1W			Result			Pass	



LTE Band 66 Maximum Average Power [dBm] (GT - LC = 1 dB)								
BW [MHz]	RB Size	RB Offset	Mod	Lowest	Middle	Highest	EIRP (dBm)	EIRP (W)
3	1	0	QPSK	22.61	22.75	22.71	23.75	0.2371
3	1	8		22.52	22.70	22.58		
3	1	14		22.52	22.50	22.57		
3	8	0		21.66	21.85	21.74		
3	8	4		21.52	21.67	21.70		
3	8	7		21.50	21.49	21.43		
3	15	0		21.49	21.74	21.51		
3	1	0	16-QAM	21.71	21.94	21.83	22.94	0.1968
3	1	8		21.83	21.91	21.90		
3	1	14		21.85	21.71	21.66		
3	8	0		20.53	20.83	20.55		
3	8	4		20.72	20.80	20.68		
3	8	7		20.77	20.54	20.56		
3	15	0		20.62	20.67	20.59		
3	1	0	64-QAM	20.77	20.89	20.87	21.89	0.1545
3	1	8		20.72	20.79	20.89		
3	1	14		20.63	20.73	20.65		
3	8	0		19.60	19.76	19.56		
3	8	4		19.69	19.69	19.75		
3	8	7		19.63	19.58	19.50		
3	15	0		19.71	19.74	19.46		
3	1	0	256-QAM	17.85	18.03	17.80	19.14	0.0820
3	1	8		18.14	17.95	17.93		
3	1	14		17.55	17.93	17.78		
3	8	0		17.35	17.64	17.58		
3	8	4		17.66	17.76	17.66		
3	8	7		17.26	17.41	17.49		
3	15	0		17.41	17.59	17.39		
Limit	EIRP < 1W			Result			Pass	



LTE Band 66 Maximum Average Power [dBm] (GT - LC = 1 dB)								
BW [MHz]	RB Size	RB Offset	Mod	Lowest	Middle	Highest	EIRP (dBm)	EIRP (W)
1.4	1	0	QPSK	22.54	22.72	22.58	23.79	0.2393
1.4	1	3		22.71	22.79	22.59		
1.4	1	5		22.61	22.78	22.61		
1.4	3	0		22.57	22.72	22.64		
1.4	3	1		22.62	22.68	22.77		
1.4	3	3		22.67	22.61	22.75		
1.4	6	0		21.69	21.93	21.60		
1.4	1	0	16-QAM	21.85	21.94	21.76	22.99	0.1991
1.4	1	3		21.71	21.69	21.70		
1.4	1	5		21.56	21.98	21.77		
1.4	3	0		21.85	21.80	21.86		
1.4	3	1		21.85	21.99	21.73		
1.4	3	3		21.77	21.62	21.75		
1.4	6	0		20.63	20.79	20.58		
1.4	1	0	64-QAM	20.64	20.97	20.76	21.97	0.1574
1.4	1	3		20.91	20.78	20.59		
1.4	1	5		20.65	20.91	20.63		
1.4	3	0		20.80	20.66	20.69		
1.4	3	1		20.72	20.74	20.80		
1.4	3	3		20.54	20.66	20.62		
1.4	6	0		19.69	19.65	19.69		
1.4	1	0	256-QAM	17.81	17.72	17.91	18.98	0.0791
1.4	1	3		17.57	17.98	17.93		
1.4	1	5		17.68	17.82	17.72		
1.4	3	0		17.70	17.85	17.59		
1.4	3	1		17.54	17.75	17.93		
1.4	3	3		17.86	17.61	17.58		
1.4	6	0		17.92	17.65	17.65		
Limit	EIRP < 1W			Result			Pass	



LTE Band 41(HPUE) Maximum Average Power [dBm] (GT - LC = 1.52 dB)								
BW [MHz]	RB Size	RB Offset	Mod	Lowest	Middle	Highest	EIRP (dBm)	EIRP (W)
20	1	0	QPSK	25.92	26.18	26.31	27.92	0.6194
20	1	49		26.12	26.39	26.40		
20	1	99		26.08	26.28	26.25		
20	50	0		25.18	25.44	25.46		
20	50	24		25.19	25.42	25.47		
20	50	50		25.17	25.46	25.44		
20	100	0		25.16	25.42	25.43		
20	1	0	16-QAM	25.14	25.50	25.51	27.03	0.5047
20	1	0	64-QAM	24.07	24.35	24.44	25.96	0.3945
Limit	EIRP < 2W			Result			Pass	

LTE Band 41(HPUE) Maximum Average Power [dBm] (GT - LC = 1.52 dB)								
BW [MHz]	RB Size	RB Offset	Mod	Lowest	Middle	Highest	EIRP (dBm)	EIRP (W)
15	1	0	QPSK	26.06	26.35	26.36	27.88	0.6138
15	1	0	16-QAM	25.16	25.55	25.48	27.07	0.5093
15	1	0	64-QAM	24.12	24.40	24.39	25.92	0.3908
Limit	EIRP < 2W			Result			Pass	

LTE Band 41(HPUE) Maximum Average Power [dBm] (GT - LC = 1.52 dB)								
BW [MHz]	RB Size	RB Offset	Mod	Lowest	Middle	Highest	EIRP (dBm)	EIRP (W)
10	1	0	QPSK	26.04	26.34	26.37	27.89	0.6152
10	1	0	16-QAM	25.27	25.64	25.59	27.16	0.5200
10	1	0	64-QAM	24.14	24.48	24.51	26.03	0.4009
Limit	EIRP < 2W			Result			Pass	

LTE Band 41(HPUE) Maximum Average Power [dBm] (GT - LC = 1.52 dB)								
BW [MHz]	RB Size	RB Offset	Mod	Lowest	Middle	Highest	EIRP (dBm)	EIRP (W)
5	1	0	QPSK	26.05	26.34	26.38	27.90	0.6166
5	1	0	16-QAM	25.27	25.62	25.64	27.16	0.5200
5	1	0	64-QAM	24.23	24.53	24.53	26.05	0.4027
Limit	EIRP < 2W			Result			Pass	



LTE Band 66B_CA Maximum Average Power [dBm] (GT - LC = 1 dB)										
BW [MHz]	PCC		SCC		Mod	Lowest	Middle	Highest	EIRP (dBm)	EIRP (W)
	RB Size	RB Offset	RB Size	RB Offset						
15+5	1	0	1	24	QPSK	22.12	22.32	22.41	23.41	0.2193
Limit	EIRP < 1W					Result			Pass	



LTE Band 66C_CA Maximum Average Power [dBm] (GT - LC = 1 dB)										
BW [MHz]	PCC		SCC		Mod	Lowest	Middle	Highest	EIRP (dBm)	EIRP (W)
	RB Size	RB Offset	RB Size	RB Offset						
20+20	1	0	1	99	QPSK	22.09	22.48	22.51	23.51	0.2244
Limit	EIRP < 1W					Result			Pass	



LTE Band 7C_CA Maximum Average Power [dBm] (GT - LC = 1.51 dB)										
BW [MHz]	PCC		SCC		Mod	Lowest	Middle	Highest	EIRP (dBm)	EIRP (W)
	RB Size	RB Offset	RB Size	RB Offset						
20+20	1	0	1	99	QPSK	22.17	22.41	22.40	23.92	0.2466
Limit	EIRP < 2W					Result			Pass	



LTE Band 38C_CA Maximum Average Power [dBm] (GT - LC = 0.96 dB)										
BW [MHz]	PCC		SCC		Mod	Lowest	Middle	Highest	EIRP (dBm)	EIRP (W)
	RB Size	RB Offset	RB Size	RB Offset						
20+20	1	0	1	99	QPSK	22.13	22.14	22.32	23.28	0.2128
Limit	EIRP < 2W					Result			Pass	



LTE Band 41C_CA Maximum Average Power [dBm] (GT - LC = 1.52 dB)										
BW [MHz]	PCC		SCC		Mod	Lowest	Middle	Highest	EIRP (dBm)	EIRP (W)
	RB Size	RB Offset	RB Size	RB Offset						
20+20	100	0	100	0	QPSK	19.85	18.65	19.98	23.34	0.2158
20+20	1	0	1	99		12.70	12.49	12.72		
20+20	1	99	1	0		21.82	21.59	21.73		
20+20	100	0	100	0	16-QAM	19.07	18.86	19.07	22.33	0.1710
20+20	1	0	1	99		12.71	12.47	12.76		
20+20	1	99	1	0		20.81	20.64	20.74		
20+20	100	0	100	0	64-QAM	18.99	18.82	19.02	20.54	0.1132
20+20	1	0	1	99		12.73	12.49	12.71		
20+20	1	99	1	0		18.91	18.76	18.84		
20+15	100	0	75	0	QPSK	19.89	19.67	19.88	23.42	0.2198
20+15	1	0	1	74		12.92	12.78	12.97		
20+15	1	99	1	0		21.89	21.61	21.90		
20+15	100	0	75	0	16-QAM	19.12	18.89	19.06	22.45	0.1758
20+15	1	0	1	74		13.00	12.82	13.01		
20+15	1	99	1	0		20.92	20.68	20.93		
20+15	100	0	75	0	64-QAM	19.11	18.85	19.05	20.63	0.1156
20+15	1	0	1	74		12.96	12.81	13.02		
20+15	1	99	1	0		19.01	18.81	19.02		
15+20	75	0	100	0	QPSK	19.84	19.61	18.89	23.28	0.2128
15+20	1	0	1	99		12.78	12.77	12.93		
15+20	1	74	1	0		21.76	21.56	20.79		
15+20	75	0	100	0	16-QAM	18.96	18.77	18.87	22.40	0.1738
15+20	1	0	1	99		12.89	12.68	12.86		
15+20	1	74	1	0		20.88	20.50	18.83		
Limit	EIRP < 2W					Result			Pass	



LTE Band 41C_CA Maximum Average Power [dBm] (GT - LC = 1.52 dB)										
BW [MHz]	PCC		SCC		Mod	Lowest	Middle	Highest	EIRP (dBm)	EIRP (W)
	RB Size	RB Offset	RB Size	RB Offset						
20+10	100	0	50	0	QPSK	19.71	18.74	18.90	23.28	0.2128
20+10	1	0	1	49		12.87	12.62	12.84		
20+10	1	99	1	0		21.76	20.63	20.80		
20+10	100	0	50	0	16-QAM	19.00	18.80	18.88	20.52	0.1127
20+10	1	0	1	49		12.94	12.80	12.92		
10+20	50	0	100	0	QPSK	19.79	19.52	19.88	23.39	0.2183
10+20	1	0	1	99		12.83	12.64	12.92		
10+20	1	49	1	0		21.84	21.49	21.87		
10+20	1	0	1	99	16-QAM	12.94	12.80	13.00	22.30	0.1698
10+20	1	49	1	0		20.77	20.54	20.78		
20+5	100	0	25	0	QPSK	19.85	19.64	19.85	23.28	0.2128
20+5	1	0	1	24		12.80	12.64	12.97		
20+5	1	99	1	0		21.76	21.60	21.75		
20+5	1	0	1	24	16-QAM	12.96	12.76	12.93	22.31	0.1702
20+5	1	99	1	0		20.73	20.51	20.79		
5+20	25	0	100	0	QPSK	19.76	19.67	19.79	23.35	0.2163
5+20	1	0	1	99		12.90	12.73	12.91		
5+20	1	24	1	0		21.73	21.50	21.83		
5+20	1	0	1	99	16-QAM	12.87	12.62	12.94	22.39	0.1734
5+20	1	24	1	0		20.87	20.53	20.75		
15+10	75	0	50	0	QPSK	19.69	19.61	19.79	23.35	0.2163
15+10	1	0	1	49		12.83	12.61	12.92		
15+10	1	74	1	0		21.83	21.50	21.71		
15+10	1	0	1	49	16-QAM	12.85	12.70	12.82	22.34	0.1714
15+10	1	74	1	0		20.78	20.50	20.82		
10+15	50	0	75	0	QPSK	19.70	19.58	19.84	23.34	0.2158
10+15	1	0	1	74		12.83	12.61	12.96		
10+15	1	49	1	0		21.80	21.60	21.82		
10+15	1	0	1	74	16-QAM	12.83	12.70	12.92	22.45	0.1758
10+15	1	49	1	0		20.85	20.49	20.93		
15+15	75	0	75	0	QPSK	19.70	18.84	18.86	23.21	0.2094
15+15	1	0	1	74		12.79	12.77	12.87		
15+15	1	74	1	0		21.69	20.49	20.89		
15+15	1	0	1	74	16-QAM	12.98	12.72	12.96	22.30	0.1698
15+15	1	74	1	0		20.78	18.68	18.90		
Limit	EIRP < 2W					Result			Pass	



LTE Band 41C(HPUE)_CA Maximum Average Power [dBm] (GT - LC = 1.52 dB)										
BW [MHz]	PCC		SCC		Mod	Lowest	Middle	Highest	EIRP (dBm)	EIRP (W)
	RB Size	RB Offset	RB Size	RB Offset						
20+20	100	0	100	0	QPSK	24.34	24.33	24.40	27.84	0.6081
20+20	1	0	1	99		17.31	17.32	17.32		
20+20	1	99	1	0		26.24	26.24	26.32		
20+20	100	0	100	0	16-QAM	23.40	23.38	23.44	26.37	0.4335
20+20	1	0	1	99		17.30	17.35	17.40		
20+20	1	99	1	0		24.79	24.82	24.85		
20+20	100	0	100	0	64-QAM	23.39	23.39	23.45	24.97	0.3141
20+20	1	0	1	99		17.16	17.18	17.25		
20+20	1	99	1	0		23.16	23.14	23.20		
20+15	100	0	75	0	QPSK	24.63	24.65	24.54	27.83	0.6067
20+15	1	0	1	74		17.68	17.58	17.75		
20+15	1	99	1	0		26.31	26.08	26.13		
20+15	100	0	75	0	16-QAM	23.69	23.61	23.63	26.64	0.4613
20+15	1	0	1	74		17.68	17.59	17.77		
20+15	1	99	1	0		25.12	24.88	25.06		
20+15	100	0	75	0	64-QAM	23.67	23.57	23.60	25.19	0.3304
20+15	1	0	1	74		17.67	17.64	17.77		
20+15	1	99	1	0		23.56	23.46	23.49		
15+20	75	0	100	0	QPSK	24.59	24.61	24.63	27.77	0.5984
15+20	1	0	1	99		17.67	17.61	17.74		
15+20	1	74	1	0		26.25	26.24	26.14		
15+20	75	0	100	0	16-QAM	23.66	23.64	23.67	26.68	0.4656
15+20	1	0	1	99		17.72	17.65	17.83		
15+20	1	74	1	0		25.13	25.14	25.16		
15+20	75	0	100	0	64-QAM	23.67	23.65	23.66	25.19	0.3304
15+20	1	0	1	99		17.68	17.61	17.76		
15+20	1	74	1	0		23.55	23.56	23.58		
Limit	EIRP < 2W					Result			Pass	



LTE Band 41C(HPUE)_CA Maximum Average Power [dBm] (GT - LC = 1.52 dB)										
BW [MHz]	PCC		SCC		Mod	Lowest	Middle	Highest	EIRP (dBm)	EIRP (W)
	RB Size	RB Offset	RB Size	RB Offset						
20+10	100	0	50	0	QPSK	24.60	24.58	24.57	27.77	0.5984
20+10	1	0	1	49		17.62	17.63	17.76		
20+10	1	99	1	0		26.25	24.23	26.06		
20+10	100	0	50	0	16-QAM	23.67	23.58	23.64	26.36	0.4325
20+10	1	0	1	49		17.53	17.57	17.69		
20+10	1	99	1	0		24.84	24.69	24.77		
20+10	100	0	50	0	64-QAM	23.65	23.60	23.60	25.17	0.3289
20+10	1	0	1	49		18.09	17.68	17.79		
20+10	1	99	1	0		23.44	23.34	23.37		
10+20	50	0	100	0	QPSK	24.59	24.67	24.64	27.79	0.6012
10+20	1	0	1	99		17.64	17.66	17.73		
10+20	1	49	1	0		26.21	26.23	26.27		
10+20	50	0	100	0	16-QAM	23.64	23.65	23.68	26.46	0.4426
10+20	1	0	1	99		17.53	17.51	17.65		
10+20	1	49	1	0		24.88	24.94	24.87		
10+20	50	0	100	0	64-QAM	23.62	23.67	23.67	25.19	0.3304
10+20	1	0	1	99		17.68	17.67	17.76		
10+20	1	49	1	0		23.46	23.48	23.46		
20+5	100	0	25	0	QPSK	24.62	24.62	24.53	27.66	0.5834
20+5	1	0	1	24		17.78	17.89	17.82		
20+5	1	99	1	0		26.14	22.33	25.89		
20+5	100	0	25	0	16-QAM	23.68	23.67	23.63	26.59	0.4560
20+5	1	0	1	24		17.78	17.86	17.86		
20+5	1	99	1	0		25.07	22.37	25.03		
20+5	100	0	25	0	64-QAM	23.69	23.65	23.62	25.21	0.3319
20+5	1	0	1	24		17.80	17.84	17.51		
20+5	1	99	1	0		23.42	22.34	23.37		
Limit	EIRP < 2W					Result			Pass	



LTE Band 41C(HPUE)_CA Maximum Average Power [dBm] (GT - LC = 1.52 dB)										
BW [MHz]	PCC		SCC		Mod	Lowest	Middle	Highest	EIRP (dBm)	EIRP (W)
	RB Size	RB Offset	RB Size	RB Offset						
5+20	25	0	100	0	QPSK	24.36	24.72	24.52	27.76	0.5970
5+20	1	0	1	99		17.76	17.82	17.81		
5+20	1	24	1	0		26.07	26.24	26.14		
5+20	25	0	100	0	16-QAM	23.63	23.78	23.75	26.62	0.4592
5+20	1	0	1	99		17.74	17.81	17.81		
5+20	1	24	1	0		25.07	25.10	25.08		
5+20	25	0	100	0	64-QAM	23.66	23.30	23.75	25.27	0.3365
5+20	1	0	1	99		17.81	17.84	17.86		
5+20	1	24	1	0		23.38	23.47	23.42		
15+10	75	0	50	0	QPSK	24.42	24.46	24.43	27.80	0.6026
15+10	1	0	1	49		17.61	17.75	17.73		
15+10	1	74	1	0		26.28	26.03	26.20		
15+10	75	0	50	0	16-QAM	23.45	23.48	23.43	26.38	0.4345
15+10	1	0	1	49		17.63	17.75	17.75		
15+10	1	74	1	0		24.81	24.85	24.86		
15+10	75	0	50	0	64-QAM	23.48	23.49	23.46	25.01	0.3170
15+10	1	0	1	49		17.48	17.58	17.57		
15+10	1	74	1	0		23.19	23.20	23.18		
10+15	50	0	75	0	QPSK	24.39	24.50	24.45	27.83	0.6067
10+15	1	0	1	74		17.62	17.72	17.70		
10+15	1	49	1	0		26.31	26.22	26.16		
10+15	50	0	75	0	16-QAM	23.45	23.54	23.53	26.43	0.4395
10+15	1	0	1	74		17.62	17.72	17.71		
10+15	1	49	1	0		24.85	24.91	24.83		
10+15	50	0	75	0	64-QAM	23.48	23.55	23.53	25.07	0.3214
10+15	1	0	1	74		17.50	17.57	17.57		
10+15	1	49	1	0		23.22	23.26	23.17		
15+15	75	0	75	0	QPSK	24.44	24.49	24.44	27.82	0.6053
15+15	1	0	1	74		17.65	17.68	17.74		
15+15	1	74	1	0		26.30	26.30	26.30		
15+15	75	0	75	0	16-QAM	23.47	23.50	23.46	26.52	0.4487
15+15	1	0	1	74		17.63	17.67	17.77		
15+15	1	74	1	0		24.95	25.00	24.89		
15+15	75	0	75	0	64-QAM	23.49	23.52	23.50	25.04	0.3192
15+15	1	0	1	74		17.52	17.52	17.58		
15+15	1	74	1	0		23.32	22.90	23.30		
Limit	EIRP < 2W					Result			Pass	



Appendix B. Test Results of Radiated Test

<Main Antenna>

LTE Band 25

LTE Band 25 / 20MHz / QPSK									
Channel	Frequency (MHz)	EIRP (dBm)	Limit (dBm)	Over Limit (dB)	SPA Reading (dBm)	S.G. Power (dBm)	TX Cable loss (dB)	TX Antenna Gain (dBi)	Polarization (H/V)
Lowest	3702	-52.04	-13	-39.04	-70.6	-63.25	1.41	12.62	H
	5556	-45.89	-13	-32.89	-68.78	-57.45	1.74	13.30	H
	7404	-44.69	-13	-31.69	-71.67	-54.01	1.94	11.25	H
									H
									H
									H
	3702	-52.13	-13	-39.13	-70.84	-63.34	1.41	12.62	V
	5553	-49.49	-13	-36.49	-71.92	-61.05	1.74	13.30	V
	7404	-44.67	-13	-31.67	-71.5	-53.99	1.94	11.25	V
									V
									V
									V
Middle	3742	-52.09	-13	-39.09	-70.74	-63.31	1.42	12.65	H
	5613	-47.84	-13	-34.84	-70.67	-59.40	1.74	13.30	H
	7484	-45.22	-13	-32.22	-71.86	-54.36	1.98	11.13	H
									H
									H
									H
	3744	-52.08	-13	-39.08	-70.94	-63.30	1.42	12.65	V
	5613	-49.25	-13	-36.25	-71.74	-60.81	1.74	13.30	V
	7482	-44.85	-13	-31.85	-71.44	-54.00	1.98	11.13	V
									V
									V
									V



Highest	3792	-52.12	-13	-39.12	-70.89	-63.36	1.44	12.68	H
	5688	-46.82	-13	-33.82	-70	-58.39	1.73	13.30	H
	7584	-45.36	-13	-32.36	-71.5	-54.48	2.00	11.12	H
									H
									H
									H
	3792	-51.50	-13	-38.50	-70.53	-62.74	1.44	12.68	V
	5688	-49.34	-13	-36.34	-71.99	-60.91	1.73	13.30	V
	7584	-46.20	-13	-33.20	-72.3	-55.32	2.00	11.12	V
									V
									V
									V

Remark: Spurious emissions within 30-1000MHz were found more than 20dB below limit line.



LTE Band 26

LTE Band 26 / 15MHz / QPSK									
Channel	Frequency (MHz)	ERP (dBm)	Limit (dBm)	Over Limit (dB)	SPA Reading (dBm)	S.G. Power (dBm)	TX Cable loss (dB)	TX Antenna Gain (dBi)	Polarization (H/V)
Lowest	1648	-60.16	-13	-47.16	-69.81	-65.75	0.92	8.66	H
	2474	-43.12	-13	-30.12	-57.07	-50.49	1.14	10.66	H
	3296	-54.93	-13	-41.93	-70.99	-63.47	1.32	12.01	H
									H
									H
									H
	1648	-61.27	-13	-48.27	-70.39	-66.86	0.92	8.66	V
	2474	-39.47	-13	-26.47	-53.57	-46.84	1.14	10.66	V
	3296	-54.83	-13	-41.83	-71.36	-63.37	1.32	12.01	V
									V
									V
									V
Middle	1656	-60.65	-13	-47.65	-70.32	-66.27	0.92	8.69	H
	2488	-44.03	-13	-31.03	-57.99	-51.42	1.15	10.68	H
	3319	-54.69	-13	-41.69	-70.71	-63.28	1.33	12.07	H
									H
									H
									H
	1656	-61.12	-13	-48.12	-70.22	-66.74	0.92	8.69	V
	2488	-40.70	-13	-27.70	-54.85	-48.09	1.15	10.68	V
	3319	-54.68	-13	-41.68	-71.16	-63.27	1.33	12.07	V
									V
									V
									V



Highest	1672	-60.50	-13	-47.50	-70.22	-66.18	0.93	8.75	H
	2504	-42.89	-13	-29.89	-56.85	-50.29	1.15	10.70	H
	3336	-54.51	-13	-41.51	-70.49	-63.14	1.33	12.11	H
									H
									H
									H
	1672	-59.96	-13	-46.96	-69.05	-65.64	0.93	8.75	V
	2504	-41.06	-13	-28.06	-55.23	-48.46	1.15	10.70	V
	3336	-54.33	-13	-41.33	-70.78	-62.96	1.33	12.11	V
									V
									V
									V

Remark: Spurious emissions within 30-1000MHz were found more than 20dB below limit line.



LTE Band 5B

LTE Band 5B / 10MHz+10MHz / QPSK									
Channel	Frequency (MHz)	ERP (dBm)	Limit (dBm)	Over Limit (dB)	SPA Reading (dBm)	S.G. Power (dBm)	TX Cable loss (dB)	TX Antenna Gain (dBi)	Polarization (H/V)
Lowest	1664	-60.13	-13	-47.13	-69.82	-65.78	0.93	8.72	H
	2504	-42.91	-13	-29.91	-56.87	-50.31	1.15	10.70	H
	3336	-55.07	-13	-42.07	-71.06	-63.70	1.33	12.11	H
									H
									H
									H
	1664	-59.60	-13	-46.60	-68.7	-65.25	0.93	8.72	V
	2504	-44.18	-13	-31.18	-58.35	-51.58	1.15	10.70	V
	3336	-54.94	-13	-41.94	-71.39	-63.57	1.33	12.11	V
									V
									V
									V
Middle	1672	-58.08	-13	-45.08	-67.8	-63.76	0.93	8.75	H
	2508	-47.65	-13	-34.65	-61.6	-55.06	1.15	10.71	H
	3344	-46.37	-13	-33.37	-62.35	-55.01	1.33	12.13	H
									H
									H
									H
	1672	-65.16	-13	-52.16	-66.16	-70.84	0.93	8.75	V
	2508	-55.87	-13	-42.87	-56.89	-63.28	1.15	10.71	V
	3344	-70.09	-13	-57.09	-71.09	-78.73	1.33	12.13	V
									V
									V
									V



Highest	1680	-60.52	-13	-47.52	-70.24	-66.22	0.93	8.78	H
	2515	-41.82	-13	-28.82	-55.78	-49.23	1.15	10.72	H
	3354	-55.04	-13	-42.04	-70.99	-63.71	1.33	12.15	H
									H
									H
									H
	1680	-58.48	-13	-45.48	-67.55	-64.18	0.93	8.78	V
	2515	-43.82	-13	-30.82	-57.96	-51.23	1.15	10.72	V
	3354	-54.71	-13	-41.71	-71.11	-63.38	1.33	12.15	V
									V
									V
									V

Remark: Spurious emissions within 30-1000MHz were found more than 20dB below limit line.



LTE Band 12

LTE Band 12 / 10MHz / QPSK									
Channel	Frequency (MHz)	ERP (dBm)	Limit (dBm)	Over Limit (dB)	SPA Reading (dBm)	S.G. Power (dBm)	TX Cable loss (dB)	TX Antenna Gain (dBi)	Polarization (H/V)
Lowest	1399	-58.06	-13.00	-45.06	-68.99	-62.70	0.84	7.64	H
	2099	-44.69	-13.00	-31.69	-58.22	-51.62	1.06	10.14	H
	2798	-55.72	-13.00	-42.72	-70.53	-63.41	1.22	11.06	H
									H
									H
									H
	1399	-59.83	-13.00	-46.83	-69.54	-64.47	0.84	7.64	V
	2099	-40.94	-13.00	-27.94	-53.37	-47.87	1.06	10.14	V
	2798	-55.51	-13.00	-42.51	-70.26	-63.20	1.22	11.06	V
									V
									V
									V
Middle	1406	-57.80	-13.00	-44.80	-68.69	-62.47	0.85	7.67	H
	2109	-46.38	-13.00	-33.38	-60.07	-53.32	1.06	10.15	H
	2812	-55.70	-13.00	-42.70	-70.57	-63.40	1.22	11.07	H
									H
									H
									H
	1406	-60.05	-13.00	-47.05	-69.72	-64.72	0.85	7.67	V
	2109	-41.19	-13.00	-28.19	-53.77	-48.13	1.06	10.15	V
	2812	-55.62	-13.00	-42.62	-70.44	-63.32	1.22	11.07	V
									V
									V
									V



Highest	1413	-57.13	-13.00	-44.13	-67.99	-61.83	0.85	7.70	H
	2120	-45.07	-13.00	-32.07	-58.94	-52.02	1.07	10.17	H
	2824	-55.75	-13.00	-42.75	-70.68	-63.46	1.23	11.09	H
									H
									H
									H
	1413	-59.95	-13.00	-46.95	-69.58	-64.65	0.85	7.70	V
	2120	-44.93	-13.00	-31.93	-57.67	-51.88	1.07	10.17	V
	2824	-55.71	-13.00	-42.71	-70.61	-63.42	1.23	11.09	V
									V
									V
									V

Remark: Spurious emissions within 30-1000MHz were found more than 20dB below limit line.



LTE Band 13

LTE Band 13 / 5MHz / QPSK									
Channel	Frequency (MHz)	ERP (dBm)	Limit (dBm)	Over Limit (dB)	SPA Reading (dBm)	S.G. Power (dBm)	TX Cable loss (dB)	TX Antenna Gain (dBi)	Polarization (H/V)
Lowest	1555	-55.30	-13	-42.30	-65.20	-60.57	0.89	8.31	H
	2332	-38.54	-13	-25.54	-52.90	-45.74	1.11	10.46	H
	3109	-55.03	-13	-42.03	-71.03	-63.15	1.29	11.56	H
									H
									H
									H
	1555	-58.87	-13	-45.87	-68.09	-64.14	0.89	8.31	V
	2332	-38.92	-13	-25.92	-52.83	-46.12	1.11	10.46	V
	3109	-54.46	-13	-41.46	-70.80	-62.58	1.29	11.56	V
									V
									V
									V
Middle	1560	-54.78	-42.15	-12.63	-64.64	-60.07	0.89	8.33	H
	2336	-36.08	-13	-23.08	-50.39	-43.29	1.11	10.47	H
	3120	-54.67	-13	-41.67	-70.70	-62.82	1.29	11.59	H
									H
									H
									H
	1560	-57.34	-42.15	-15.19	-66.56	-62.63	0.89	8.33	V
	2336	-39.39	-13	-26.39	-53.29	-46.60	1.11	10.47	V
	3120	-53.98	-13	-40.98	-70.37	-62.13	1.29	11.59	V
									V
									V
									V



Highest	1565	-56.27	-42.15	-14.12	-66.09	-61.57	0.89	8.35	H
	2347	-35.87	-13	-22.87	-50.14	-43.09	1.12	10.49	H
	3129	-54.46	-13	-41.46	-70.52	-62.63	1.29	11.61	H
									H
									H
									H
	1565	-56.37	-42.15	-14.22	-65.58	-61.67	0.89	8.35	V
	2347	-41.44	-13	-28.44	-55.35	-48.66	1.12	10.49	V
	3129	-54.36	-13	-41.36	-70.79	-62.53	1.29	11.61	V
									V
									V
									V

Remark: Spurious emissions within 30-1000MHz were found more than 20dB below limit line.



LTE Band 13 / 10MHz / QPSK									
Channel	Frequency (MHz)	ERP (dBm)	Limit (dBm)	Over Limit (dB)	SPA Reading (dBm)	S.G. Power (dBm)	TX Cable loss (dB)	TX Antenna Gain (dBi)	Polarization (H/V)
Middle	1555	-55.37	-13	-42.37	-65.27	-60.64	0.89	8.31	H
	2333	-37.65	-13	-24.65	-52	-44.85	1.11	10.47	H
	3112	-54.94	-13	-41.94	-70.96	-63.07	1.29	11.57	H
									H
									H
									H
	1555	-57.48	-13	-44.48	-66.7	-62.75	0.89	8.31	V
	2333	-39.52	-13	-26.52	-53.43	-46.72	1.11	10.47	V
	3112	-54.90	-13	-41.90	-71.25	-63.03	1.29	11.57	V
									V
									V
									V

Remark: Spurious emissions within 30-1000MHz were found more than 20dB below limit line.



LTE Band 71

LTE Band 71 / 20MHz / QPSK									
Channel	Frequency (MHz)	ERP (dBm)	Limit (dBm)	Over Limit (dB)	SPA Reading (dBm)	S.G. Power (dBm)	TX Cable loss (dB)	TX Antenna Gain (dBi)	Polarization (H/V)
Lowest	1328	-58.88	-13	-45.88	-69.51	-65.36	0.83	7.31	H
	1992	-43.22	-13	-30.22	-55.04	-52.15	1.04	9.97	H
	2656	-56.02	-13	-43.02	-70.25	-65.72	1.19	10.89	H
									H
									H
									H
	1328	-59.45	-13	-46.45	-69.24	-65.93	0.83	7.31	V
	1992	-43.18	-13	-30.18	-54.03	-52.11	1.04	9.97	V
	2656	-56.47	-13	-43.47	-70.66	-66.17	1.19	10.89	V
									V
									V
									V
Middle	1352	-59.05	-13	-46.05	-69.77	-65.64	0.83	7.42	H
	2022	-46.99	-13	-33.99	-59.29	-55.98	1.04	10.03	H
	2696	-56.02	-13	-43.02	-70.4	-65.76	1.20	10.94	H
									H
									H
									H
	1352	-60.38	-13	-47.38	-70.14	-66.97	0.83	7.42	V
	2022	-45.74	-13	-32.74	-57.01	-54.73	1.04	10.03	V
	2696	-56.16	-13	-43.16	-70.49	-65.90	1.20	10.94	V
									V
									V
									V



Highest	1360	-58.88	-13	-45.88	-69.64	-65.50	0.83	7.46	H
	2037	-49.93	-13	-36.93	-62.44	-58.93	1.05	10.05	H
	2712	-56.07	-13	-43.07	-70.52	-65.82	1.20	10.95	H
	3392	-55.12	-13	-42.12	-71.02	-66.02	1.34	12.24	H
									H
									H
	1360	-59.90	-13	-46.90	-69.65	-66.52	0.83	7.46	V
	2037	-48.91	-13	-35.91	-60.44	-57.91	1.05	10.05	V
	2712	-56.01	-13	-43.01	-70.41	-65.76	1.20	10.95	V
	3392	-52.50	-13	-39.50	-68.83	-63.40	1.34	12.24	V
									V
									V

Remark: Spurious emissions within 30-1000MHz were found more than 20dB below limit line.



LTE Band 7

LTE Band 7 / 20MHz / QPSK									
Channel	Frequency (MHz)	EIRP (dBm)	Limit (dBm)	Over Limit (dB)	SPA Reading (dBm)	S.G. Power (dBm)	TX Cable loss (dB)	TX Antenna Gain (dBi)	Polarization (H/V)
Lowest	5002	-50.17	-25	-25.17	-71.68	-61.16	1.61	12.60	H
	7503	-45.39	-25	-20.39	-71.95	-54.50	1.99	11.10	H
	10004	-42.28	-25	-17.28	-71.24	-51.18	2.40	11.30	H
									H
									H
									H
	5002	-50.64	-25	-25.64	-71.71	-61.63	1.61	12.60	V
	7503	-45.48	-25	-20.48	-72.01	-54.59	1.99	11.10	V
	10004	-41.95	-25	-16.95	-71.69	-50.85	2.40	11.30	V
									V
									V
									V
Middle	5052	-50.07	-25	-25.07	-71.6	-61.12	1.62	12.67	H
	7578	-45.19	-25	-20.19	-71.36	-54.30	2.00	11.12	H
	10104	-42.27	-25	-17.27	-71.54	-51.09	2.40	11.22	H
									H
									H
									H
	5052	-50.12	-25	-25.12	-71.28	-61.17	1.62	12.67	V
	7578	-45.69	-25	-20.69	-71.82	-54.80	2.00	11.12	V
	10104	-41.58	-25	-16.58	-71.42	-50.40	2.40	11.22	V
									V
									V
									V



Highest	5102	-50.04	-25	-25.04	-71.6	-61.15	1.64	12.74	H
	7653	-45.28	-25	-20.28	-71.36	-54.40	2.01	11.13	H
	10204	-42.07	-25	-17.07	-71.65	-50.81	2.40	11.14	H
									H
									H
									H
	5102	-50.47	-25	-25.47	-71.73	-61.58	1.64	12.74	V
	7653	-45.99	-25	-20.99	-71.95	-55.11	2.01	11.13	V
	10204	-41.50	-25	-16.50	-71.43	-50.24	2.40	11.14	V
									V
									V
									V

Remark: Spurious emissions within 30-1000MHz were found more than 20dB below limit line.



LTE Band 7C

LTE Band 7 / 20MHz+20MHz / QPSK									
Channel	Frequency (MHz)	EIRP (dBm)	Limit (dBm)	Over Limit (dB)	SPA Reading (dBm)	S.G. Power (dBm)	TX Cable loss (dB)	TX Antenna Gain (dBi)	Polarization (H/V)
Lowest	5040	-49.38	-25	-24.38	-70.92	-60.42	1.62	12.66	H
	7554	-44.52	-25	-19.52	-70.82	-53.63	2.00	11.11	H
	10071	-42.10	-25	-17.10	-71.26	-50.94	2.40	11.24	H
									H
									H
									H
	5040	-50.09	-25	-25.09	-71.23	-61.13	1.62	12.66	V
	7554	-44.16	-25	-19.16	-70.41	-53.27	2.00	11.11	V
	10071	-41.51	-25	-16.51	-71.32	-50.35	2.40	11.24	V
									V
									V
									V
Middle	5070	-49.93	-25	-24.93	-71.47	-61.00	1.63	12.70	H
	7602	-45.77	-25	-20.77	-71.83	-54.89	2.00	11.12	H
	10134	-41.92	-25	-16.92	-71.28	-50.72	2.40	11.19	H
									H
									H
									H
	5070	-49.86	-25	-24.86	-71.05	-60.93	1.63	12.70	V
	7602	-44.05	-25	-19.05	-70.06	-53.17	2.00	11.12	V
	10134	-41.37	-25	-16.37	-71.24	-50.17	2.40	11.19	V
									V
									V
									V



Highest	5100	-49.83	-25	-24.83	-71.39	-60.93	1.64	12.74	H
	7647	-45.76	-25	-20.76	-71.82	-54.88	2.01	11.13	H
	10197	-41.68	-25	-16.68	-71.23	-50.43	2.40	11.14	H
									H
									H
									H
	5100	-49.93	-25	-24.93	-71.19	-61.03	1.64	12.74	V
	7647	-46.16	-25	-21.16	-72.12	-55.28	2.01	11.13	V
	10197	-41.64	-25	-16.64	-71.56	-50.39	2.40	11.14	V
									V
									V
									V

Remark: Spurious emissions within 30-1000MHz were found more than 20dB below limit line.



LTE Band 66

LTE Band 66 / 20MHz / QPSK									
Channel	Frequency (MHz)	EIRP (dBm)	Limit (dBm)	Over Limit (dB)	SPA Reading (dBm)	S.G. Power (dBm)	TX Cable loss (dB)	TX Antenna Gain (dBi)	Polarization (H/V)
Lowest	3422	-54.67	-13	-41.67	-71.49	-65.64	1.35	12.31	H
	5133	-49.28	-13	-36.28	-70.85	-60.42	1.64	12.79	H
	6844	-46.82	-13	-33.82	-72.24	-57.20	1.74	12.12	H
									H
									H
									H
	3422	-53.83	-13	-40.83	-71.07	-64.80	1.35	12.31	V
	5133	-44.17	-13	-31.17	-65.49	-55.31	1.64	12.79	V
	6844	-47.50	-13	-34.50	-72.53	-57.88	1.74	12.12	V
									V
									V
									V
Middle	3472	-53.75	-13	-40.75	-71.1	-64.83	1.35	12.43	H
	5208	-50.02	-13	-37.02	-71.66	-61.25	1.66	12.89	H
	6944	-46.08	-13	-33.08	-72.01	-56.33	1.73	11.98	H
									H
									H
									H
	3472	-53.65	-13	-40.65	-71.38	-64.73	1.35	12.43	V
	5208	-44.06	-13	-31.06	-65.53	-55.29	1.66	12.89	V
	6944	-46.89	-13	-33.89	-72.36	-57.14	1.73	11.98	V
									V
									V
									V



Highest	3522	-53.61	-13	-40.61	-71.4	-64.76	1.37	12.51	H
	5283	-49.55	-13	-36.55	-71.48	-60.86	1.68	13.00	H
	7044	-45.70	-13	-32.70	-72.08	-55.79	1.74	11.83	H
									H
									H
									H
	3522	-53.25	-13	-40.25	-71.32	-64.40	1.37	12.51	V
	5283	-44.53	-13	-31.53	-66.19	-55.84	1.68	13.00	V
	7044	-46.20	-13	-33.20	-72.13	-56.29	1.74	11.83	V
									V
									V
									V

Remark: Spurious emissions within 30-1000MHz were found more than 20dB below limit line.



LTE Band 66B

LTE Band 66B / 10MHz+10MHz / QPSK									
Channel	Frequency (MHz)	EIRP (dBm)	Limit (dBm)	Over Limit (dB)	SPA Reading (dBm)	S.G. Power (dBm)	TX Cable loss (dB)	TX Antenna Gain (dBi)	Polarization (H/V)
Lowest	3441	-53.93	-13	-40.93	-70.96	-64.94	1.35	12.36	H
	5156	-45.09	-13	-32.09	-66.67	-56.26	1.65	12.82	H
	6878	-46.42	-13	-33.42	-72.01	-56.75	1.74	12.07	H
									H
									H
									H
	3441	-52.53	-13	-39.53	-69.96	-63.54	1.35	12.36	V
	5156	-40.79	-13	-27.79	-62.15	-51.96	1.65	12.82	V
	6878	-46.83	-13	-33.83	-72	-57.16	1.74	12.07	V
									V
									V
									V
Middle	3511	-53.17	-13	-40.17	-70.88	-64.31	1.36	12.51	H
	5261	-46.55	-13	-33.55	-68.39	-57.84	1.68	12.97	H
	7018	-45.44	-13	-32.44	-71.73	-55.58	1.73	11.87	H
									H
									H
									H
	3511	-52.95	-13	-39.95	-70.98	-64.09	1.36	12.51	V
	5261	-39.41	-13	-26.41	-61.02	-50.70	1.68	12.97	V
	7018	-45.69	-13	-32.69	-71.5	-55.83	1.73	11.87	V
									V
									V
									V



Highest	3539	-53.48	-13	-40.48	-71.39	-64.63	1.37	12.52	H
	5310	-48.73	-13	-35.73	-70.77	-60.07	1.69	13.03	H
	7081	-45.33	-13	-32.33	-71.84	-55.34	1.76	11.77	H
									H
									H
									H
	3539	-53.01	-13	-40.01	-71.14	-64.16	1.37	12.52	V
	5310	-40.50	-13	-27.50	-62.24	-51.84	1.69	13.03	V
	7081	-45.23	-13	-32.23	-71.33	-55.24	1.76	11.77	V
									V
									V
									V

Remark: Spurious emissions within 30-1000MHz were found more than 20dB below limit line.



LTE Band 66C

LTE Band 66C / 20MHz+20MHz / QPSK									
Channel	Frequency (MHz)	EIRP (dBm)	Limit (dBm)	Over Limit (dB)	SPA Reading (dBm)	S.G. Power (dBm)	TX Cable loss (dB)	TX Antenna Gain (dBi)	Polarization (H/V)
Lowest	3455	-53.94	-13	-40.94	-71.11	-64.37	1.83	12.27	H
	5186	-50.16	-13	-37.16	-71.75	-60.01	2.28	12.14	H
	6915	-45.85	-13	-32.85	-71.64	-54.44	2.39	10.99	H
									H
									H
									H
	3455	-54.01	-13	-41.01	-71.57	-64.44	1.83	12.27	V
	5186	-45.57	-13	-32.57	-66.98	-55.42	2.28	12.14	V
	6915	-46.36	-13	-33.36	-71.7	-54.95	2.39	10.99	V
									V
									V
									V
Middle	3509	-53.48	-13	-40.48	-71.17	-64.00	1.87	12.39	H
	5261	-49.79	-13	-36.79	-71.63	-59.69	2.25	12.15	H
	7018	-45.27	-13	-32.27	-71.56	-53.73	2.41	10.87	H
									H
									H
									H
	3509	-53.08	-13	-40.08	-71.1	-63.60	1.87	12.39	V
	5261	-44.19	-13	-31.19	-65.8	-54.09	2.25	12.15	V
	7018	-45.79	-13	-32.79	-71.6	-54.25	2.41	10.87	V
									V
									V
									V



Highest	3518	-53.70	-13	-40.70	-71.46	-64.21	1.88	12.39	H
	5277	-48.38	-13	-35.38	-70.29	-58.29	2.25	12.16	H
	7036	-45.36	-13	-32.36	-71.71	-53.80	2.40	10.84	H
									H
									H
									H
	3518	-53.19	-13	-40.19	-71.24	-63.70	1.88	12.39	V
	5277	-44.17	-13	-31.17	-65.82	-54.08	2.25	12.16	V
	7036	-46.18	-13	-33.18	-72.07	-54.62	2.40	10.84	V
									V
									V
									V

Remark: Spurious emissions within 30-1000MHz were found more than 20dB below limit line.



LTE Band 41 HPUE

LTE Band 41_HPUE / 20MHz / QPSK									
Channel	Frequency (MHz)	EIRP (dBm)	Limit (dBm)	Over Limit (dB)	SPA Reading (dBm)	S.G. Power (dBm)	TX Cable loss (dB)	TX Antenna Gain (dBi)	Polarization (H/V)
Middle	5168	-49.91	-25	-24.91	-71.5	-61.09	1.65	12.84	H
	7752	-43.35	-25	-18.35	-69.45	-52.48	2.03	11.15	H
	10336	-41.77	-25	-16.77	-71.75	-50.41	2.39	11.03	H
									H
									H
									H
									H
	5168	-50.33	-25	-25.33	-71.71	-61.51	1.65	12.84	V
	7752	-39.04	-25	-14.04	-64.9	-48.17	2.03	11.15	V
	10336	-41.69	-25	-16.69	-71.74	-50.33	2.39	11.03	V
									V
									V
									V
									V

Remark: Spurious emissions within 30-1000MHz were found more than 20dB below limit line.



LTE Band 41C HPUE

LTE Band 41C_HPUE / 20MHz+20MHz / QPSK									
Channel	Frequency (MHz)	EIRP (dBm)	Limit (dBm)	Over Limit (dB)	SPA Reading (dBm)	S.G. Power (dBm)	TX Cable loss (dB)	TX Antenna Gain (dBi)	Polarization (H/V)
Middle	5184	-50.22	-25	-25.22	-71.81	-61.42	1.66	12.86	H
	7776	-45.02	-25	-20.02	-71.12	-54.15	2.03	11.16	H
	10368	-42.03	-25	-17.03	-72.11	-50.64	2.39	11.01	H
									H
									H
									H
									H
	5184	-50.22	-25	-25.22	-71.63	-61.42	1.66	12.86	V
	7776	-44.48	-25	-19.48	-70.31	-53.61	2.03	11.16	V
	10368	-42.00	-25	-17.00	-72.08	-50.61	2.39	11.01	V
									V
									V
									V
									V

Remark: Spurious emissions within 30-1000MHz were found more than 20dB below limit line.



LTE Band 38

LTE Band 38 / 20MHz / QPSK									
Channel	Frequency (MHz)	EIRP (dBm)	Limit (dBm)	Over Limit (dB)	SPA Reading (dBm)	S.G. Power (dBm)	TX Cable loss (dB)	TX Antenna Gain (dBi)	Polarization (H/V)
Lowest	5142	-50.08	-25	-25.08	-71.67	-61.23	1.65	12.80	H
	7713	-45.35	-25	-20.35	-71.43	-54.47	2.02	11.14	H
	10284	-41.80	-25	-16.80	-71.62	-50.48	2.39	11.07	H
									H
									H
									H
									H
	5142	-50.26	-25	-25.26	-71.6	-61.41	1.65	12.80	V
	7713	-43.79	-25	-18.79	-69.68	-52.91	2.02	11.14	V
	10284	-41.67	-25	-16.67	-71.67	-50.35	2.39	11.07	V
									V
									V
									V
									V
Middle	5172	-50.25	-25	-25.25	-71.84	-61.44	1.65	12.84	H
	7758	-45.70	-25	-20.70	-71.8	-54.83	2.03	11.15	H
	10344	-41.53	-25	-16.53	-71.54	-50.16	2.39	11.02	H
									H
									H
									H
									H
	5172	-50.20	-25	-25.20	-71.59	-61.39	1.65	12.84	V
	7758	-44.36	-25	-19.36	-70.21	-53.49	2.03	11.15	V
	10344	-41.67	-25	-16.67	-71.73	-50.30	2.39	11.02	V
									V
									V
									V
									V
								V	



Highest	5202	-50.33	-25	-25.33	-71.95	-61.55	1.66	12.88	H
	7803	-46.10	-25	-21.10	-72.23	-55.23	2.03	11.16	H
	10404	-41.43	-25	-16.43	-71.63	-50.01	2.39	10.98	H
									H
									H
									H
									H
	5202	-50.66	-25	-25.66	-72.11	-61.88	1.66	12.88	V
	7803	-42.91	-25	-17.91	-68.74	-52.04	2.03	11.16	V
	10404	-41.44	-25	-16.44	-71.56	-50.02	2.39	10.98	V
									V
									V
									V
									V
								V	

Remark: Spurious emissions within 30-1000MHz were found more than 20dB below limit line.



<MIMO 2 Antenna>

LTE Band 41 HPUE

LTE Band 41_HPUE / 20MHz / QPSK									
Channel	Frequency (MHz)	EIRP (dBm)	Limit (dBm)	Over Limit (dB)	SPA Reading (dBm)	S.G. Power (dBm)	TX Cable loss (dB)	TX Antenna Gain (dBi)	Polarization (H/V)
Lowest	4994	-49.98	-25	-24.98	-71.48	-60.97	1.61	12.60	H
	7491	-45.72	-25	-20.72	-72.33	-54.85	1.99	11.11	H
	9988	-42.46	-25	-17.46	-71.45	-51.37	2.40	11.30	H
									H
									H
									H
	4994	-50.37	-25	-25.37	-71.41	-61.36	1.61	12.60	V
	7491	-45.94	-25	-20.94	-72.51	-55.07	1.99	11.11	V
	9988	-41.73	-25	-16.73	-71.48	-50.64	2.40	11.30	V
									V
									V
									V
Middle	5168	-49.75	-25	-24.75	-71.34	-60.93	1.65	12.84	H
	7752	-44.57	-25	-19.57	-70.67	-53.70	2.03	11.15	H
	10336	-41.50	-25	-16.50	-71.47	-50.14	2.39	11.03	H
									H
									H
									H
	5168	-50.72	-25	-25.72	-72.1	-61.90	1.65	12.84	V
	7752	-45.13	-25	-20.13	-70.99	-54.26	2.03	11.15	V
	10336	-41.77	-25	-16.77	-71.82	-50.41	2.39	11.03	V
									V
									V
									V



Highest	5342	-50.20	-25	-25.20	-72.36	-61.58	1.70	13.08	H
	8013	-44.20	-25	-19.20	-71.67	-53.37	2.06	11.23	H
	10683	-41.38	-25	-16.38	-72.22	-49.79	2.49	10.90	H
									H
									H
									H
	5342	-50.87	-25	-25.87	-72.68	-62.25	1.70	13.08	V
	8013	-43.35	-25	-18.35	-70.71	-52.52	2.06	11.23	V
	10683	-41.63	-25	-16.63	-72.23	-50.04	2.49	10.90	V
									V
									V
									V

Remark: Spurious emissions within 30-1000MHz were found more than 20dB below limit line.



LTE Band 41C HPUE

LTE Band 41C / 20MHz+20MHz / QPSK									
Channel	Frequency (MHz)	EIRP (dBm)	Limit (dBm)	Over Limit (dB)	SPA Reading (dBm)	S.G. Power (dBm)	TX Cable loss (dB)	TX Antenna Gain (dBi)	Polarization (H/V)
Lowest	5028	-49.61	-25	-24.61	-71.14	-60.63	1.62	12.64	H
	7544	-45.77	-25	-20.77	-72.12	-54.88	2.00	11.11	H
	10062	-42.17	-25	-17.17	-71.31	-51.02	2.40	11.25	H
									H
									H
									H
	5028	-50.17	-25	-25.17	-71.29	-61.19	1.62	12.64	V
	7544	-45.69	-25	-20.69	-72	-54.80	2.00	11.11	V
	10062	-41.34	-25	-16.34	-71.14	-50.19	2.40	11.25	V
									V
									V
									V
Middle	5184	-50.11	-25	-25.11	-71.7	-61.31	1.66	12.86	H
	7776	-45.65	-25	-20.65	-71.75	-54.78	2.03	11.16	H
	10368	-41.54	-25	-16.54	-71.62	-50.15	2.39	11.01	H
									H
									H
									H
	5184	-50.71	-25	-25.71	-72.12	-61.91	1.66	12.86	V
	7776	-45.92	-25	-20.92	-71.75	-55.05	2.03	11.16	V
	10368	-41.31	-25	-16.31	-71.39	-49.92	2.39	11.01	V
									V
									V
									V



Highest	5304	-50.07	-25	-25.07	-72.08	-61.41	1.69	13.03	H
	7956	-44.56	-25	-19.56	-71.77	-53.70	2.05	11.19	H
	10602	-41.14	-25	-16.14	-71.83	-49.60	2.44	10.90	H
									H
									H
									H
	5304	-50.42	-25	-25.42	-72.13	-61.76	1.69	13.03	V
	7956	-44.70	-25	-19.70	-71.73	-53.84	2.05	11.19	V
	10602	-41.51	-25	-16.51	-71.93	-49.97	2.44	10.90	V
									V
									V
									V

Remark: Spurious emissions within 30-1000MHz were found more than 20dB below limit line.



LTE Band 25

LTE Band 25 / 20MHz / QPSK									
Channel	Frequency (MHz)	EIRP (dBm)	Limit (dBm)	Over Limit (dB)	SPA Reading (dBm)	S.G. Power (dBm)	TX Cable loss (dB)	TX Antenna Gain (dBi)	Polarization (H/V)
Lowest	3702	-52.36	-13	-39.36	-70.92	-63.57	1.41	12.62	H
	5556	-46.77	-13	-33.77	-69.66	-58.33	1.74	13.30	H
	7404	-44.93	-13	-31.93	-71.91	-54.25	1.94	11.25	H
									H
									H
									H
									H
	3702	-52.06	-13	-39.06	-70.77	-63.27	1.41	12.62	V
	5553	-48.85	-13	-35.85	-71.28	-60.41	1.74	13.30	V
	7404	-44.79	-13	-31.79	-71.62	-54.11	1.94	11.25	V
									V
									V
									V
									V
Middle	3742	-52.31	-13	-39.31	-70.96	-63.53	1.42	12.65	H
	5613	-46.45	-13	-33.45	-69.28	-58.01	1.74	13.30	H
	7484	-45.53	-13	-32.53	-72.17	-54.67	1.98	11.13	H
									H
									H
									H
									H
	3742	-51.85	-13	-38.85	-70.7	-63.07	1.42	12.65	V
	5613	-44.63	-13	-31.63	-67.12	-56.19	1.74	13.30	V
	7484	-45.28	-13	-32.28	-71.87	-54.43	1.98	11.13	V
									V
									V
									V
									V
								V	



Highest	3792	-51.74	-13	-38.74	-70.51	-62.98	1.44	12.68	H
	5688	-47.59	-13	-34.59	-70.77	-59.16	1.73	13.30	H
	7584	-45.87	-13	-32.87	-72.01	-54.99	2.00	11.12	H
									H
									H
									H
									H
	3792	-51.76	-13	-38.76	-70.79	-63.00	1.44	12.68	V
	5688	-46.86	-13	-33.86	-69.51	-58.43	1.73	13.30	V
	7584	-45.95	-13	-32.95	-72.05	-55.07	2.00	11.12	V
									V
									V
									V
									V

Remark: Spurious emissions within 30-1000MHz were found more than 20dB below limit line.



LTE Band 66

LTE Band 66 / 20MHz / QPSK									
Channel	Frequency (MHz)	EIRP (dBm)	Limit (dBm)	Over Limit (dB)	SPA Reading (dBm)	S.G. Power (dBm)	TX Cable loss (dB)	TX Antenna Gain (dBi)	Polarization (H/V)
Middle	3472	-53.69	-13	-40.69	-71.04	-64.77	1.35	12.43	H
	5208	-49.31	-13	-36.31	-70.95	-60.54	1.66	12.89	H
	6944	-46.08	-13	-33.08	-72.01	-56.33	1.73	11.98	H
									H
									H
									H
									H
	3472	-53.75	-13	-40.75	-71.48	-64.83	1.35	12.43	V
	5208	-47.83	-13	-34.83	-69.3	-59.06	1.66	12.89	V
	6944	-46.80	-13	-33.80	-72.27	-57.05	1.73	11.98	V
									V
									V
									V
									V

Remark: Spurious emissions within 30-1000MHz were found more than 20dB below limit line.



LTE Band 66B

LTE Band 66B / 10MHz+10MHz / QPSK									
Channel	Frequency (MHz)	EIRP (dBm)	Limit (dBm)	Over Limit (dB)	SPA Reading (dBm)	S.G. Power (dBm)	TX Cable loss (dB)	TX Antenna Gain (dBi)	Polarization (H/V)
Middle	3511	-53.47	-13	-40.47	-71.18	-64.61	1.36	12.51	H
	5261	-50.05	-13	-37.05	-71.89	-61.34	1.68	12.97	H
	7018	-45.90	-13	-32.90	-72.19	-56.04	1.73	11.87	H
									H
									H
									H
									H
	3511	-53.03	-13	-40.03	-71.06	-64.17	1.36	12.51	V
	5261	-49.52	-13	-36.52	-71.13	-60.81	1.68	12.97	V
	7018	-46.19	-13	-33.19	-72	-56.33	1.73	11.87	V
									V
									V
									V
									V

Remark: Spurious emissions within 30-1000MHz were found more than 20dB below limit line.



LTE Band 66C

LTE Band 66C / 20MHz+20MHz / QPSK									
Channel	Frequency (MHz)	EIRP (dBm)	Limit (dBm)	Over Limit (dB)	SPA Reading (dBm)	S.G. Power (dBm)	TX Cable loss (dB)	TX Antenna Gain (dBi)	Polarization (H/V)
Middle	3509	-51.33	-13	-38.33	-69.02	-61.85	1.87	12.39	H
	5261	-45.46	-13	-32.46	-72.07	-55.36	2.25	12.15	H
	7018	-45.78	-13	-32.78	-72.07	-54.24	2.41	10.87	H
									H
									H
									H
									H
	3509	-53.42	-13	-40.42	-71.44	-63.94	1.87	12.39	V
	5261	-44.66	-13	-31.66	-66.27	-54.56	2.25	12.15	V
	7018	-46.20	-13	-33.20	-72.01	-54.66	2.41	10.87	V
									V
									V
									V
									V

Remark: Spurious emissions within 30-1000MHz were found more than 20dB below limit line.



LTE Band 7

LTE Band 7 / 20MHz / QPSK									
Channel	Frequency (MHz)	EIRP (dBm)	Limit (dBm)	Over Limit (dB)	SPA Reading (dBm)	S.G. Power (dBm)	TX Cable loss (dB)	TX Antenna Gain (dBi)	Polarization (H/V)
Middle	5052	-49.51	-25	-24.51	-71.04	-60.56	1.62	12.67	H
	7578	-46.01	-25	-21.01	-72.18	-55.12	2.00	11.12	H
	10104	-43.32	-25	-18.32	-72.58	-52.14	2.40	11.22	H
									H
									H
									H
									H
	5052	-50.29	-25	-25.29	-71.45	-61.34	1.62	12.67	V
	7578	-45.72	-25	-20.72	-71.85	-54.83	2.00	11.12	V
	10104	-42.52	-25	-17.52	-72.36	-51.34	2.40	11.22	V
									V
									V
									V
									V

Remark: Spurious emissions within 30-1000MHz were found more than 20dB below limit line.



LTE Band 7C

LTE Band 7 / 20MHz+20MHz / QPSK									
Channel	Frequency (MHz)	EIRP (dBm)	Limit (dBm)	Over Limit (dB)	SPA Reading (dBm)	S.G. Power (dBm)	TX Cable loss (dB)	TX Antenna Gain (dBi)	Polarization (H/V)
Middle	5070	-50.02	-25	-25.02	-71.56	-61.09	1.63	12.70	H
	7602	-45.89	-25	-20.89	-71.95	-55.01	2.00	11.12	H
	10134	-42.90	-25	-17.90	-72.26	-51.70	2.40	11.19	H
									H
									H
									H
									H
	5070	-50.34	-25	-25.34	-71.53	-61.41	1.63	12.70	V
	7602	-46.07	-25	-21.07	-72.08	-55.19	2.00	11.12	V
	10134	-42.53	-25	-17.53	-72.4	-51.33	2.40	11.19	V
									V
									V
									V
									V

Remark: Spurious emissions within 30-1000MHz were found more than 20dB below limit line.



LTE Band 38

LTE Band 38 / 20MHz / QPSK									
Channel	Frequency (MHz)	EIRP (dBm)	Limit (dBm)	Over Limit (dB)	SPA Reading (dBm)	S.G. Power (dBm)	TX Cable loss (dB)	TX Antenna Gain (dBi)	Polarization (H/V)
Lowest	5142	-49.93	-25	-24.93	-71.52	-61.08	1.65	12.80	H
	7713	-41.02	-25	-16.02	-67.1	-50.14	2.02	11.14	H
	10284	-41.90	-25	-16.90	-71.72	-50.58	2.39	11.07	H
									H
									H
									H
									H
	5142	-50.09	-25	-25.09	-71.43	-61.24	1.65	12.80	V
	7713	-41.77	-25	-16.77	-67.66	-50.89	2.02	11.14	V
	10284	-41.33	-25	-16.33	-71.33	-50.01	2.39	11.07	V
									V
									V
									V
									V
Middle	5172	-50.38	-25	-25.38	-71.97	-61.57	1.65	12.84	H
	7758	-37.98	-25	-12.98	-64.08	-47.11	2.03	11.15	H
	10344	-41.47	-25	-16.47	-71.48	-50.10	2.39	11.02	H
									H
									H
									H
									H
	5172	-50.47	-25	-25.47	-71.86	-61.66	1.65	12.84	V
	7758	-41.47	-25	-16.47	-67.32	-50.60	2.03	11.15	V
	10344	-41.52	-25	-16.52	-71.58	-50.15	2.39	11.02	V
									V
									V
									V
									V
								V	



Highest	5202	-50.45	-25	-25.45	-72.07	-61.67	1.66	12.88	H
	7803	-38.32	-25	-13.32	-64.45	-47.45	2.03	11.16	H
	10404	-41.17	-25	-16.17	-71.37	-49.75	2.39	10.98	H
									H
									H
									H
									H
	5202	-50.39	-25	-25.39	-71.84	-61.61	1.66	12.88	V
	7803	-42.43	-25	-17.43	-68.26	-51.56	2.03	11.16	V
	10404	-40.84	-25	-15.84	-70.96	-49.42	2.39	10.98	V
									V
									V
									V
									V
								V	

Remark: Spurious emissions within 30-1000MHz were found more than 20dB below limit line.