


FCC SAR TEST REPORT

FCC ID : 2AJN7-TP00128AUC
Equipment : Notebook Computer
Brand Name : Lenovo
Model Name : TP00128A
Applicant : LC Future Center Limited Taiwan Branch
7F., No. 780, Bei'an Rd., Zhongshan Dist.,
Taipei City 104, Taiwan
Manufacturer : LCFC (HeFei) Electronics Technology Co., Ltd.
No. 3188-1, Yungu Road (Hefei Export
Processing Zone), Hefei Economics &
Technology Development Area, Anhui, CHINA
Standard : FCC 47 CFR Part 2 (2.1093)

Equipment: Fibocom T99W175 tested inside of Lenovo Notebook Computer.

The product was received on Jun 09, 2021 and testing was started from Jun 12, 2021 and completed on Jun 15, 2021. We, SPORTON INTERNATIONAL INC., would like to declare that the tested sample provide by manufacturer and the test data has been evaluated in accordance with the test procedures given in 47 CFR Part 2.1093 and FCC KDB and has been pass the FCC requirement.

The test results in this report apply exclusively to the tested model / sample. Without written approval of SPORTON INTERNATIONAL INC. EMC & Wireless Communications Laboratory, the test report shall not be reproduced except in full.



Approved by: Cona Huang / Deputy Manager



Sporton International Inc. EMC & Wireless Communications Laboratory



Table of Contents

1. Statement of Compliance 4

2. Guidance Applied..... 4

3. Equipment Under Test (EUT) Information..... 5

 3.1 General Information 5

 3.2 General LTE SAR Test and Reporting Considerations 7

 3.3 General 5G NR SAR Test and Reporting Considerations10

4. Proximity Sensor Triggering Test.....12

5. RF Exposure Limits.....22

 5.1 Uncontrolled Environment.....22

 5.2 Controlled Environment.....22

6. Specific Absorption Rate (SAR).....23

 6.1 Introduction23

 6.2 SAR Definition.....23

7. System Description and Setup24

 7.1 Test Site Location.....24

 7.2 E-Field Probe25

 7.3 Data Acquisition Electronics (DAE)25

 7.4 Phantom.....26

 7.5 Device Holder.....27

8. Measurement Procedures28

 8.1 Spatial Peak SAR Evaluation.....28

 8.2 Power Reference Measurement.....29

 8.3 Area Scan29

 8.4 Zoom Scan.....30

 8.5 Volume Scan Procedures.....30

 8.6 Power Drift Monitoring.....30

9. Test Equipment List.....31

10. System Verification32

 10.1 Tissue Verification32

 10.2 System Performance Check Results.....33

11. RF Exposure Positions33

 11.1 SAR Testing for Tablet33

12. UMTS/LTE Output Power (Unit: dBm)34

13. 5G NR Output Power (Unit: dBm)137

14. SAR Test Results158

 14.1 Body SAR159

 14.2 Repeated SAR Measurement162

 14.3 LTE Band 41 Power Class 2 and Power Class 3 Linearity162

15. Simultaneous Transmission Analysis.....163

 15.1 SPLSR Evaluation and Analysis.....165

16. Uncertainty Assessment167

17. References.....167

Appendix A. Plots of System Performance Check

Appendix B. Plots of High SAR Measurement

Appendix C. DASYS Calibration Certificate

Appendix D. Test Setup Photos and Antenna Location



History of this test report

Report No.	Version	Description	Issued Date
FA0N0620-02	01	Initial issue of report	Oct. 05, 2021

1. Statement of Compliance

The maximum results of Specific Absorption Rate (SAR) found during testing for LC Future Center Limited Taiwan Branch, Notebook Computer, TP00128A, are as follows.

Equipment Class	Frequency Band		Highest SAR Summary		Highest Simultaneous Transmission 1g SAR (W/kg)
			Body		
			1g SAR (W/kg)		
Licensed	WCDMA	WCDMA II	1.186		1.526
		WCDMA IV	1.155		
		WCDMA V	1.130		
	LTE	LTE Band 2	0.633		
		LTE Band 5	1.133		
		LTE Band 7	1.102		
		LTE Band 12 / 17	1.175		
		LTE Band 13	1.153		
		LTE Band 14	1.159		
		LTE Band 25	1.128		
		LTE Band 26	1.119		
		LTE Band 30	1.148		
		LTE Band 38 / 41	0.943		
		LTE Band 48	1.117		
		LTE Band 4 / 66	1.146		
		LTE Band 71	1.181		
	FR1	FR1 n2	0.657		
		FR1 n5	0.639		
		FR1 n7	0.646		
		FR1 n12	0.646		
		FR1 n41	0.639		
		FR1 n66	0.671		
		FR1 n71	0.635		
Date of Testing:			2021/6/12 ~ 2021/6/15		

Sporton Lab is accredited to ISO 17025 by Taiwan Accreditation Foundation (TAF code: 1190) and the FCC designation No. TW1190 under the FCC 2.948(e) by Mutual Recognition Agreement (MRA) in FCC test. This device is in compliance with Specific Absorption Rate (SAR) for general population/uncontrolled exposure limits (1.6 W/kg for Partial-Body 1g SAR) specified in FCC 47 CFR part 2 (2.1093) and ANSI/IEEE C95.1-1992, and had been tested in accordance with the measurement methods and procedures specified in IEEE 1528-2013 and FCC KDB publications.

Reviewed by: Jason Wang
Report Producer: Carlie Tsai

2. Guidance Applied

The Specific Absorption Rate (SAR) testing specification, method, and procedure for this device is in accordance with the following standards, the below KDB standard may not including in the TAF code without accreditation.

- FCC 47 CFR Part 2 (2.1093)
- ANSI/IEEE C95.1-1992
- IEEE 1528-2013
- FCC KDB 865664 D01 SAR Measurement 100 MHz to 6 GHz v01r04
- FCC KDB 865664 D02 SAR Reporting v01r02
- FCC KDB 447498 D01 General RF Exposure Guidance v06
- FCC KDB 248227 D01 802.11 Wi-Fi SAR v02r02
- FCC KDB 616217 D04 SAR for laptop and tablets v01r02
- FCC KDB 941225 D01 3G SAR Procedures v03r01
- FCC KDB 941225 D05 SAR for LTE Devices v02r05
- FCC KDB 941225 D05A Rel.10 LTE SAR Test Guidance v01r02



3. Equipment Under Test (EUT) Information

3.1 General Information

Product Feature & Specification	
Equipment Name	Notebook Computer
Brand Name	Lenovo
Model Name	TP00128A
FCC ID	2AJN7-TP00128AUC
WWAN IMEI Code	015805000048061
Integrated WWAN Module	Brand Name: Fibocom Model Name: T99W175
Integrated UWB Module	Brand Name: Novelda AS Model Name: X4C007
Integrated NFC Module	Brand Name: Foxconn Model Name: T77H747
Wireless Technology and Frequency Range	WCDMA Band II: 1850 MHz ~ 1910 MHz WCDMA Band IV: 1710 MHz ~ 1755 MHz WCDMA Band V: 824 MHz ~ 849 MHz LTE Band 2: 1850 MHz ~ 1910 MHz LTE Band 4: 1710 MHz ~ 1755 MHz LTE Band 5: 824 MHz ~ 849 MHz LTE Band 7: 2500 MHz ~ 2570 MHz LTE Band 12: 699 MHz ~ 716 MHz LTE Band 13: 777 MHz ~ 787 MHz LTE Band 14: 788 MHz ~ 798 MHz LTE Band 17: 704 MHz ~ 716 MHz LTE Band 25: 1850 MHz ~ 1915 MHz LTE Band 26: 814 MHz ~ 849 MHz LTE Band 30: 2305 MHz ~ 2315 MHz LTE Band 38: 2570 MHz ~ 2620 MHz LTE Band 41: 2496 MHz ~ 2690 MHz LTE Band 48: 3550 MHz ~ 3700 MHz LTE Band 66: 1710 MHz ~ 1780 MHz LTE Band 71: 663 MHz ~ 698 MHz 5G NR n2 : 1850 MHz ~ 1910 MHz 5G NR n5 : 824 MHz ~ 849 MHz 5G NR n7 : 2500 MHz ~ 2570 MHz 5G NR n12 : 699 MHz ~ 716 MHz 5G NR n41 : 2496 MHz ~ 2690 MHz 5G NR n66 : 1710 MHz ~ 1780 MHz 5G NR n71 : 663 MHz ~ 698 MHz NFC : 13.56 MHz UWB: 7490 MHz ~ 8450 MHz
Mode	RMC 12.2Kbps HSDPA HSUPA DC-HSDPA LTE: QPSK, 16QAM, 64QAM, 256QAM 5G NR: DFT-s-OFDM/CP-OFDM, Pi/2 BPSK/QPSK/16QAM/64QAM/256QAM NFC:ASK UWB: Pulsed TX with pseudo random bi-phase
EUT Stage	Production Unit
Remark: 1. The UWB output power is -15 dBm was referring to FCC ID: 2AD9Q-X4C007, test report no.: 2711ERM.002, according to 201810 TCBC workshops the UWB output power is less than 1mW and exempt from power density testing. 2. This device is convertible type notebook PC, and there are two mode as usage way, one is laptop mode, another is tablet mode. 3. Add 2 nd Antenna vender to verification worst case found in original report which can be referred to Sporton Report No.: FA0N0620, and the max SAR summary and Sim-Tx analysis was choose worst results from both reports are showing section1 and section15 in this report to show compliance. 4. Due to add 2 nd antenna, additional reduce power for FR1 n5 for SAR compliance between original report No.: FA0N0620, therefore, for FR1 n5 was performed full SAR testing.	



WLAN Module Information	
Integrated WLAN Module	Brand Name: Intel® Wi-Fi 6 AX201 Model Name: AX201D2W
Wireless Technology and Frequency Range	WLAN 2.4GHz Band: 2400 MHz ~ 2483.5 MHz WLAN 5.2GHz Band: 5150 MHz ~ 5250 MHz WLAN 5.3GHz Band: 5250 MHz ~ 5350 MHz WLAN 5.6GHz Band: 5470 MHz ~ 5725 MHz WLAN 5.8GHz Band: 5725 MHz ~ 5850 MHz Bluetooth: 2400 MHz ~ 2483.5 MHz
Mode	WLAN: 802.11a/b/g/n/ac/ax HT20/HT40/VHT80/VHT160/HE20/HE40/HE80/HE160 Bluetooth BR/EDR/LE
Remark:	
1. The Intel AX201D2W WLAN/Bluetooth module is also integrated into this host, WLAN/Bluetooth power and WLAN SAR spot data for 2 nd antenna which can be referred to Intel SAR report, report number: 210602-01.TR01 (FCC: PD9AX201D2) and these SAR results are also used to perform simultaneous transmission analysis.	

WWAN Antenna Information				
Main Antenna	Manufacturer	JYT/NVC	Peak gain(dBi)	-1.18
	Part number	JYAAE0154HR	Type	PIFA
MIMO 2 Antenna	Manufacturer	JYT/NVC	Peak gain(dBi)	-1.31
	Part number	JYAAE0155HR	Type	PIFA



3.2 General LTE SAR Test and Reporting Considerations

Summarized necessary items addressed in KDB 941225 D05 v02r05																																																															
FCC ID	2AJN7-TP00128AUC																																																														
Equipment Name	Notebook Computer																																																														
Operating Frequency Range of each LTE transmission band	LTE Band 2: 1850 MHz ~ 1910 MHz LTE Band 4: 1710 MHz ~ 1755 MHz LTE Band 5: 824 MHz ~ 849 MHz LTE Band 7: 2500 MHz ~ 2570 MHz LTE Band 12: 699 MHz ~ 716 MHz LTE Band 13: 777 MHz ~ 787 MHz LTE Band 14: 788 MHz ~ 798 MHz LTE Band 17: 704 MHz ~ 716 MHz LTE Band 25: 1850 MHz ~ 1915 MHz LTE Band 26: 814 MHz ~ 849 MHz LTE Band 30: 2305 MHz ~ 2315 MHz LTE Band 38: 2570 MHz ~ 2620 MHz LTE Band 41: 2496 MHz ~ 2690 MHz LTE Band 48: 3550 MHz ~ 3700 MHz LTE Band 66: 1710 MHz ~ 1780 MHz LTE Band 71: 663 MHz ~ 698 MHz																																																														
Channel Bandwidth	LTE Band 2: 1.4MHz, 3MHz, 5MHz, 10MHz, 15MHz, 20MHz LTE Band 4: 1.4MHz, 3MHz, 5MHz, 10MHz, 15MHz, 20MHz LTE Band 5: 1.4MHz, 3MHz, 5MHz, 10MHz LTE Band 7: 5MHz, 10MHz, 15MHz, 20MHz LTE Band 12: 1.4MHz, 3MHz, 5MHz, 10MHz LTE Band 13: 5MHz, 10MHz LTE Band 14: 5MHz, 10MHz LTE Band 17: 5MHz, 10MHz LTE Band 25: 1.4MHz, 3MHz, 5MHz, 10MHz, 15MHz, 20MHz LTE Band 26: 1.4MHz, 3MHz, 5MHz, 10MHz, 15MHz LTE Band 30: 5MHz, 10MHz LTE Band 38: 5MHz, 10MHz, 15MHz, 20MHz LTE Band 41: 5MHz, 10MHz, 15MHz, 20MHz LTE Band 48: 5MHz, 10MHz, 15MHz, 20MHz LTE Band 66: 1.4MHz, 3MHz, 5MHz, 10MHz, 15MHz, 20MHz LTE Band 71: 5MHz, 10MHz, 15MHz, 20MHz																																																														
uplink modulations used	QPSK / 16QAM / 64QAM / 256QAM																																																														
LTE Voice / Data requirements	Data only																																																														
LTE MPR permanently built-in by design	<p>Table 6.2.3-1: Maximum Power Reduction (MPR) for Power Class 1, 2 and 3</p> <table border="1"> <thead> <tr> <th rowspan="2">Modulation</th> <th colspan="6">Channel bandwidth / Transmission bandwidth (N_{RB})</th> <th rowspan="2">MPR (dB)</th> </tr> <tr> <th>1.4 MHz</th> <th>3.0 MHz</th> <th>5 MHz</th> <th>10 MHz</th> <th>15 MHz</th> <th>20 MHz</th> </tr> </thead> <tbody> <tr> <td>QPSK</td> <td>> 5</td> <td>> 4</td> <td>> 8</td> <td>> 12</td> <td>> 16</td> <td>> 18</td> <td>≤ 1</td> </tr> <tr> <td>16 QAM</td> <td>≤ 5</td> <td>≤ 4</td> <td>≤ 8</td> <td>≤ 12</td> <td>≤ 16</td> <td>≤ 18</td> <td>≤ 1</td> </tr> <tr> <td>16 QAM</td> <td>> 5</td> <td>> 4</td> <td>> 8</td> <td>> 12</td> <td>> 16</td> <td>> 18</td> <td>≤ 2</td> </tr> <tr> <td>64 QAM</td> <td>≤ 5</td> <td>≤ 4</td> <td>≤ 8</td> <td>≤ 12</td> <td>≤ 16</td> <td>≤ 18</td> <td>≤ 2</td> </tr> <tr> <td>64 QAM</td> <td>> 5</td> <td>> 4</td> <td>> 8</td> <td>> 12</td> <td>> 16</td> <td>> 18</td> <td>≤ 3</td> </tr> <tr> <td>256 QAM</td> <td colspan="6" style="text-align: center;">≥ 1</td> <td>≤ 5</td> </tr> </tbody> </table>	Modulation	Channel bandwidth / Transmission bandwidth (N _{RB})						MPR (dB)	1.4 MHz	3.0 MHz	5 MHz	10 MHz	15 MHz	20 MHz	QPSK	> 5	> 4	> 8	> 12	> 16	> 18	≤ 1	16 QAM	≤ 5	≤ 4	≤ 8	≤ 12	≤ 16	≤ 18	≤ 1	16 QAM	> 5	> 4	> 8	> 12	> 16	> 18	≤ 2	64 QAM	≤ 5	≤ 4	≤ 8	≤ 12	≤ 16	≤ 18	≤ 2	64 QAM	> 5	> 4	> 8	> 12	> 16	> 18	≤ 3	256 QAM	≥ 1						≤ 5
Modulation	Channel bandwidth / Transmission bandwidth (N _{RB})						MPR (dB)																																																								
	1.4 MHz	3.0 MHz	5 MHz	10 MHz	15 MHz	20 MHz																																																									
QPSK	> 5	> 4	> 8	> 12	> 16	> 18	≤ 1																																																								
16 QAM	≤ 5	≤ 4	≤ 8	≤ 12	≤ 16	≤ 18	≤ 1																																																								
16 QAM	> 5	> 4	> 8	> 12	> 16	> 18	≤ 2																																																								
64 QAM	≤ 5	≤ 4	≤ 8	≤ 12	≤ 16	≤ 18	≤ 2																																																								
64 QAM	> 5	> 4	> 8	> 12	> 16	> 18	≤ 3																																																								
256 QAM	≥ 1						≤ 5																																																								
LTE A-MPR	In the base station simulator configuration, Network Setting value is set to NS_01 to disable A-MPR during SAR testing and the LTE SAR tests was transmitting on all TTI frames (Maximum TTI)																																																														
Spectrum plots for RB configuration	A properly configured base station simulator was used for the SAR and power measurement; therefore, spectrum plots for each RB allocation and offset configuration are not included in the SAR report.																																																														
Power reduction applied to satisfy SAR compliance	Yes, P+G Sensor.																																																														
LTE Carrier Aggregation Combinations	Inter-Band and Intra-Band possible combinations and the detail power measurement please referred to original report No.: FA0N0620 section 12.																																																														
LTE Carrier Aggregation Additional Information	This device supports maximum of 6 carriers in the downlink and 2 carriers in the uplink. Additional following LTE Release features are not supported: Relay, HetNet, Enhanced MIMO, eICI, WiFi Offloading, MDH, eMBMA, Cross-Carrier Scheduling, Enhanced SC-FDMA.																																																														



Transmission (H, M, L) channel numbers and frequencies in each LTE band																
LTE Band 2																
	Bandwidth 1.4 MHz		Bandwidth 3 MHz		Bandwidth 5 MHz		Bandwidth 10 MHz		Bandwidth 15 MHz		Bandwidth 20 MHz					
	Ch. #	Freq. (MHz)	Ch. #	Freq. (MHz)	Ch. #	Freq. (MHz)	Ch. #	Freq. (MHz)	Ch. #	Freq. (MHz)	Ch. #	Freq. (MHz)				
L	18607	1850.7	18615	1851.5	18625	1852.5	18650	1855	18675	1857.5	18700	1860				
M	18900	1880	18900	1880	18900	1880	18900	1880	18900	1880	18900	1880				
H	19193	1909.3	19185	1908.5	19175	1907.5	19150	1905	19125	1902.5	19100	1900				
LTE Band 4																
	Bandwidth 1.4 MHz		Bandwidth 3 MHz		Bandwidth 5 MHz		Bandwidth 10 MHz		Bandwidth 15 MHz		Bandwidth 20 MHz					
	Ch. #	Freq. (MHz)	Ch. #	Freq. (MHz)	Ch. #	Freq. (MHz)	Ch. #	Freq. (MHz)	Ch. #	Freq. (MHz)	Ch. #	Freq. (MHz)				
L	19957	1710.7	19965	1711.5	19975	1712.5	20000	1715	20025	1717.5	20050	1720				
M	20175	1732.5	20175	1732.5	20175	1732.5	20175	1732.5	20175	1732.5	20175	1732.5				
H	20393	1754.3	20385	1753.5	20375	1752.5	20350	1750	20325	1747.5	20300	1745				
LTE Band 5																
	Bandwidth 1.4 MHz		Bandwidth 3 MHz		Bandwidth 5 MHz		Bandwidth 10 MHz		Bandwidth 15 MHz		Bandwidth 20 MHz					
	Ch. #	Freq. (MHz)	Ch. #	Freq. (MHz)	Ch. #	Freq. (MHz)	Ch. #	Freq. (MHz)	Ch. #	Freq. (MHz)	Ch. #	Freq. (MHz)				
L	20407	824.7	20415	825.5	20425	826.5	20450	829	20450	829	20450	829				
M	20525	836.5	20525	836.5	20525	836.5	20525	836.5	20525	836.5	20525	836.5				
H	20643	848.3	20635	847.5	20625	846.5	20600	844	20600	844	20600	844				
LTE Band 7																
	Bandwidth 5 MHz		Bandwidth 10 MHz		Bandwidth 15 MHz		Bandwidth 20 MHz		Bandwidth 15 MHz		Bandwidth 20 MHz					
	Ch. #	Freq. (MHz)	Ch. #	Freq. (MHz)	Ch. #	Freq. (MHz)	Ch. #	Freq. (MHz)	Ch. #	Freq. (MHz)	Ch. #	Freq. (MHz)				
L	20775	2502.5	20800	2505	20825	2507.5	20850	2510	20850	2510	20850	2510				
M	21100	2535	21100	2535	21100	2535	21100	2535	21100	2535	21100	2535				
H	21425	2567.5	21400	2565	21375	2562.5	21350	2560	21350	2560	21350	2560				
LTE Band 12																
	Bandwidth 1.4 MHz		Bandwidth 3 MHz		Bandwidth 5 MHz		Bandwidth 10 MHz		Bandwidth 15 MHz		Bandwidth 20 MHz					
	Ch. #	Freq. (MHz)	Ch. #	Freq. (MHz)	Ch. #	Freq. (MHz)	Ch. #	Freq. (MHz)	Ch. #	Freq. (MHz)	Ch. #	Freq. (MHz)				
L	23017	699.7	23025	700.5	23035	701.5	23060	704	23060	704	23060	704				
M	23095	707.5	23095	707.5	23095	707.5	23095	707.5	23095	707.5	23095	707.5				
H	23173	715.3	23165	714.5	23155	713.5	23130	711	23130	711	23130	711				
LTE Band 13																
	Bandwidth 5 MHz				Bandwidth 10 MHz				Bandwidth 15 MHz				Bandwidth 20 MHz			
	Channel #		Freq.(MHz)		Channel #		Freq.(MHz)		Channel #		Freq.(MHz)		Channel #		Freq.(MHz)	
L	23205		779.5		23230		782		23255		784.5		23280		787	
M	23230		782		23255		784.5		23280		787		23305		789.5	
H	23255		784.5		23280		787		23305		789.5		23330		792	
LTE Band 14																
	Bandwidth 5 MHz				Bandwidth 10 MHz				Bandwidth 15 MHz				Bandwidth 20 MHz			
	Channel #		Channel #		Channel #		Freq.(MHz)		Channel #		Freq.(MHz)		Channel #		Freq.(MHz)	
L	23305		790.5		23330		793		23355		795.5		23380		798	
M	23330		793		23355		795.5		23380		798		23405		800.5	
H	23355		795.5		23380		798		23405		800.5		23430		803	
LTE Band 17																
	Bandwidth 5 MHz				Bandwidth 10 MHz				Bandwidth 15 MHz				Bandwidth 20 MHz			
	Channel #		Freq.(MHz)		Channel #		Freq. (MHz)		Channel #		Freq. (MHz)		Channel #		Freq. (MHz)	
L	23755		706.5		23780		709		23805		711.5		23830		714	
M	23790		710		23815		713		23840		716		23865		719	
H	23825		713.5		23850		716.5		23875		719.5		23900		722	



LTE Band 25												
	Bandwidth 1.4 MHz		Bandwidth 3 MHz		Bandwidth 5 MHz		Bandwidth 10 MHz		Bandwidth 15 MHz		Bandwidth 20 MHz	
	Ch. #	Freq. (MHz)	Ch. #	Freq. (MHz)	Ch. #	Freq. (MHz)	Ch. #	Freq. (MHz)	Ch. #	Freq. (MHz)	Ch. #	Freq. (MHz)
L	26047	1850.7	26055	1851.5	26065	1852.5	26090	1855	26115	1857.5	26140	1860
M	26340	1880	26340	1880	26340	1880	26340	1880	26340	1880	26340	1880
H	26683	1914.3	26675	1913.5	26665	1912.5	26640	1910	26615	1907.5	26590	1905
LTE Band 26												
	Bandwidth 1.4 MHz		Bandwidth 3 MHz		Bandwidth 5 MHz		Bandwidth 10 MHz		Bandwidth 15 MHz			
	Ch. #	Freq. (MHz)	Ch. #	Freq. (MHz)	Ch. #	Freq. (MHz)	Ch. #	Freq. (MHz)	Ch. #	Freq. (MHz)	Ch. #	Freq. (MHz)
L	26697	814.7	26705	815.5	26715	816.5	26740	819	26740	819	26765	821.5
M	26865	831.5	26865	831.5	26865	831.5	26865	831.5	26865	831.5	26865	831.5
H	27033	848.3	27025	847.5	27015	846.5	26990	844	26990	844	26965	841.5
LTE Band 30												
	Bandwidth 5 MHz					Bandwidth 10 MHz						
	Channel #		Freq.(MHz)			Channel #		Freq.(MHz)				
L	27685		2307.5			27710		2310				
M	27710		2310									
H	27735		2312.5									
LTE Band 38												
	Bandwidth 5 MHz		Bandwidth 10 MHz		Bandwidth 15 MHz		Bandwidth 20 MHz					
	Ch. #	Freq. (MHz)	Ch. #	Freq. (MHz)	Ch. #	Freq. (MHz)	Ch. #	Freq. (MHz)	Ch. #	Freq. (MHz)	Ch. #	Freq. (MHz)
L	37775	2572.5	37800	2575	37825	2577.5	37850	2580	37850	2580	37850	2580
M	38000	2595	38000	2595	38000	2595	38000	2595	38000	2595	38000	2595
H	38225	2617.5	38200	2615	38175	2612.5	38150	2610	38150	2610	38150	2610
LTE Band 41												
	Bandwidth 5 MHz		Bandwidth 10 MHz		Bandwidth 15 MHz		Bandwidth 20 MHz					
	Ch. #	Freq. (MHz)	Ch. #	Freq. (MHz)	Ch. #	Freq. (MHz)	Ch. #	Freq. (MHz)	Ch. #	Freq. (MHz)	Ch. #	Freq. (MHz)
L	39675	2498.5	39700	2501	39725	2503.5	39750	2506	39750	2506	39750	2506
L	40148	2545.8	40160	2547	40173	2548.3	40185	2549.5	40185	2549.5	40185	2549.5
M	40620	2593	40620	2593	40620	2593	40620	2593	40620	2593	40620	2593
H	41093	2640.3	41080	2639	41068	2637.8	41055	2636.5	41055	2636.5	41055	2636.5
H	41565	2687.5	41540	2685	41515	2682.5	41490	2680	41490	2680	41490	2680
LTE Band 48												
	Bandwidth 5 MHz		Bandwidth 10 MHz		Bandwidth 15 MHz		Bandwidth 20 MHz					
	Ch. #	Freq. (MHz)	Ch. #	Freq. (MHz)	Ch. #	Freq. (MHz)	Ch. #	Freq. (MHz)	Ch. #	Freq. (MHz)	Ch. #	Freq. (MHz)
L	55265	3552.5	55290	3555	55315	3557.5	55340	3560	55340	3560	55340	3560
L	55810	3607	55815	3607.5	55820	3608	55830	3609	55830	3609	55830	3609
M	56170	3643	56165	3642.5	56160	3642	56150	3641	56150	3641	56150	3641
H	56715	3697.5	56690	3695	56665	3692.5	56640	3690	56640	3690	56640	3690
LTE Band 66												
	Bandwidth 1.4 MHz		Bandwidth 3 MHz		Bandwidth 5 MHz		Bandwidth 10 MHz		Bandwidth 15 MHz		Bandwidth 20 MHz	
	Ch. #	Freq. (MHz)	Ch. #	Freq. (MHz)	Ch. #	Freq. (MHz)	Ch. #	Freq. (MHz)	Ch. #	Freq. (MHz)	Ch. #	Freq. (MHz)
L	131979	1710.7	131987	1711.5	131997	1712.5	132022	1715	132047	1717.5	132072	1720
M	132322	1745	132322	1745	132322	1745	132322	1745	132322	1745	132322	1745
H	132665	1779.3	132657	1778.5	132647	1777.5	132622	1775	132597	1772.5	132572	1770
LTE Band 71												
	Bandwidth 5 MHz		Bandwidth 10 MHz		Bandwidth 15 MHz		Bandwidth 20 MHz					
	Ch. #	Freq. (MHz)	Ch. #	Freq. (MHz)	Ch. #	Freq. (MHz)	Ch. #	Freq. (MHz)	Ch. #	Freq. (MHz)	Ch. #	Freq. (MHz)
L	133147	665.5	133172	668	133197	670.5	133222	673	133222	673	133222	673
M	133297	680.5	133297	680.5	133297	680.5	133297	680.5	133297	680.5	133297	680.5
H	133447	695.5	133422	693	133397	690.5	133372	688	133372	688	133372	688

3.3 General 5G NR SAR Test and Reporting Considerations

5G NR Information																
FCC		2AJN7-TP00128AUC														
Equipment Name		Notebook Computer														
Operating Frequency Range of each 5G NR transmission band		5G NR n2: 1850 MHz ~ 1910 MHz 5G NR n5: 824 MHz ~ 849 MHz 5G NR n7: 2500 MHz ~ 2570 MHz 5G NR n12: 699 MHz ~ 716 MHz 5G NR n41: 2496 MHz ~ 2690 MHz 5G NR n66: 1710 MHz ~ 1780 MHz 5G NR n71: 663 MHz ~ 698 MHz														
Channel Bandwidth		5G NR n2: 5MHz, 10MHz, 15MHz, 20MHz 5G NR n5: 5MHz, 10MHz, 15MHz, 20MHz 5G NR n7: 5MHz, 10MHz, 15MHz, 20MHz, 25MHz, 30MHz, 40MHz, 50MHz 5G NR n12: 5MHz, 10MHz, 15MHz 5G NR n41: 20MHz, 40MHz, 50MHz, 60MHz, 80MHz, 90MHz, 100MHz 5G NR n66: 5MHz, 10MHz, 15MHz, 20MHz, 30MHz, 40MHz 5G NR n71: 5MHz, 10MHz, 15MHz, 20MHz														
SCS		FDD: SCS15KHz, TDD: SCS30KHz														
uplink modulations used		DFT-s-OFDM: PI/2 BPSK / QPSK / 16QAM / 64QAM / 256QAM CP-OFDM QPSK / 16QAM / 64QAM / 256QAM														
A-MPR (Additional MPR) disabled for SAR Testing?		Yes														
EN-DC Combination	LTE Anchor Bands with n2	LTE B5/12/13/30/48/66														
	LTE Anchor Bands with n5	LTE B2/7/12/48/66														
	LTE Anchor Bands with n7	LTE B5/12														
	LTE Anchor Bands with n12	LTE B2/66														
	LTE Anchor Bands with n41	LTE B2/25/26/66														
	LTE Anchor Bands with n66	LTE B5/12/13/30/48/71														
	LTE Anchor Bands with n71	LTE B2/7/66														
Transmission (H, M, L) channel numbers and frequencies in each 5G NR band																
NR Band 2																
	Bandwidth 5MHz		Bandwidth 10MHz		Bandwidth 15MHz		Bandwidth 20MHz									
	Ch. #	Freq. (MHz)	Ch. #	Freq. (MHz)	Ch. #	Freq. (MHz)	Ch. #	Freq. (MHz)	Ch. #	Freq. (MHz)	Ch. #	Freq. (MHz)	Ch. #	Freq. (MHz)	Ch. #	Freq. (MHz)
L	370500	1852.5	371000	1855	371500	1857.5	372000	1860								
M	376000	1880	376000	1880	376000	1880	376000	1880								
H	381500	1907.5	381000	1905	380500	1902.5	380000	1900								
NR Band 5																
	Bandwidth 5MHz		Bandwidth 10MHz		Bandwidth 15MHz		Bandwidth 20MHz									
	Ch. #	Freq. (MHz)	Ch. #	Freq. (MHz)	Ch. #	Freq. (MHz)	Ch. #	Freq. (MHz)	Ch. #	Freq. (MHz)	Ch. #	Freq. (MHz)	Ch. #	Freq. (MHz)	Ch. #	Freq. (MHz)
L	165300	826.5	165800	829	166300	831.5	166800	834								
M	167300	836.5	167300	836.5	167300	836.5	167300	836.5								
H	169300	846.5	168800	844	168300	841.5	167800	839								
NR Band 7																
	Bandwidth 5MHz		Bandwidth 10MHz		Bandwidth 15MHz		Bandwidth 20MHz		Bandwidth 25MHz		Bandwidth 30MHz		Bandwidth 40MHz		Bandwidth 50MHz	
	Ch. #	Freq. (MHz)	Ch. #	Freq. (MHz)	Ch. #	Freq. (MHz)	Ch. #	Freq. (MHz)	Ch. #	Freq. (MHz)	Ch. #	Freq. (MHz)	Ch. #	Freq. (MHz)	Ch. #	Freq. (MHz)
L	500500	2502.5	501000	2505	501500	2507.5	502000	2510	502500	2512.5	503000	2515	504000	2520	505000	2525
M	507000	2535	507000	2535	507000	2535	507000	2535	507000	2535	507000	2535	507000	2535	507000	2535
H	513500	2567.5	513000	2565	512500	2562.5	512000	2560	511500	2557.5	511000	2555	510000	2550	509000	2545



NR Band 12													
	Bandwidth 5MHz				Bandwidth 10MHz				Bandwidth 15MHz				
	Ch. #	Freq. (MHz)			Ch. #	Freq. (MHz)			Ch. #	Freq. (MHz)			
L	140300	701.5			140800	704			141300	706.5			
M	141500	707.5			141500	707.5			141500	707.5			
H	142700	713.5			142200	711			141700	708.5			

NR Band 41														
	Bandwidth 20MHz		Bandwidth 40MHz		Bandwidth 50MHz		Bandwidth 60MHz		Bandwidth 80MHz		Bandwidth 90MHz		Bandwidth 100MHz	
	Ch. #	Freq. (MHz)	Ch. #	Freq. (MHz)	Ch. #	Freq. (MHz)	Ch. #	Freq. (MHz)	Ch. #	Freq. (MHz)	Ch. #	Freq. (MHz)	Ch. #	Freq. (MHz)
L	501204	2506.02	503202	2516.01	504204	2521.02	505200	2526	507204	2536.02	508200	2541	509202	2546.01
M	518598	2592.99	518598	2592.99	518598	2592.99	518598	2592.99	518598	2592.99	518598	2592.99	518598	2592.99
H	535998	2679.99	534000	2670	532998	2664.99	531996	2659.98	529998	2649.99	528996	2644.98	528000	2640

NR Band 66												
	Bandwidth 5MHz		Bandwidth 10MHz		Bandwidth 15MHz		Bandwidth 20MHz		Bandwidth 30MHz		Bandwidth 40MHz	
	Ch. #	Freq. (MHz)	Ch. #	Freq. (MHz)	Ch. #	Freq. (MHz)	Ch. #	Freq. (MHz)	Ch. #	Freq. (MHz)	Ch. #	Freq. (MHz)
L	342500	1712.5	343000	1715	343500	1717.5	344000	1720	345000	1725	346000	1730
M	349000	1745	349000	1745	349000	1745	349000	1745	349000	1745	349000	1745
H	355500	1777.5	355000	1775	354500	1772.5	354000	1770	353000	1765	352000	1760

NR Band 71								
	Bandwidth 5MHz		Bandwidth 10MHz		Bandwidth 15MHz		Bandwidth 20MHz	
	Ch. #	Freq. (MHz)	Ch. #	Freq. (MHz)	Ch. #	Freq. (MHz)	Ch. #	Freq. (MHz)
L	133100	665.5	133600	668	13410	670.5	134600	673
M	136100	680.5	136100	680.5	136100	680.5	136100	680.5
H	139100	695.5	138600	693	13810	690.5	137600	688

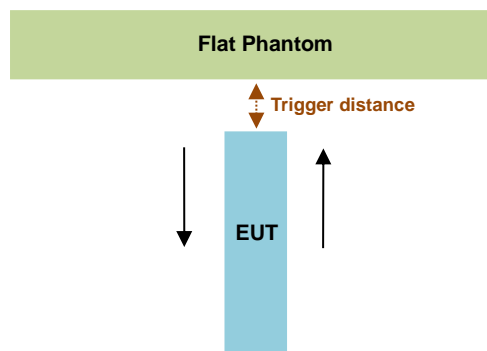
4. Proximity Sensor Triggering Test

<Proximity Sensor Triggering Distance (KDB 616217 D04 section 6.2)>:

For the device is fully integrated, touch sensing capacitive sensor. It uses a charge transfer capacitive acquisition method that is capable of near range proximity detection. In this device offers a state of the art capacitive sensing engine with an embedded sampling capacitor and voltage regulator allowing the overall solution cost to be reduced and improving system immunity in noisy environments.

Proximity sensor triggering distance testing was performed according to the procedures outlined in KDB 616217 D04 section 6.2, and EUT moving further away from the flat phantom and EUT moving toward the flat phantom were both assessed. The details are illustrated as following, and the shortest triggering distances were reported and used for SAR assessment.

In the preliminary triggering distance testing, the tissue-equivalent medium for different frequency bands were used for verification; no other frequency bands tissue-equivalent medium was found to result in shortest triggering distance than that for 1900MHz, and the tissue-equivalent medium for 1900MHz was used for formal proximity sensor triggering testing.



Main Antenna								
Proximity Sensor Trigger Distance (mm)								
Exposure Position	Bottom of Laptop		Bottom Face		Edge 1		Edge 2	
	moving toward	moving away	moving toward	moving away	moving toward	moving away	moving toward	moving away
Minimum	11	12	17	19	8	9	5	5

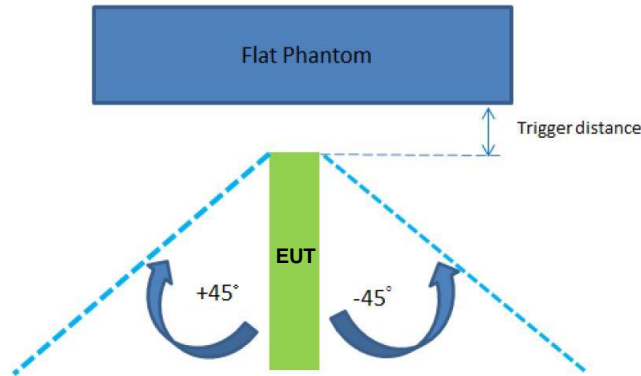
MIMO2 Antenna						
Proximity Sensor Trigger Distance (mm)						
Exposure Position	Bottom of Laptop		Bottom Face		Edge 4	
	moving toward	moving away	moving toward	moving away	moving toward	moving away
Minimum	12	12	21	21	21	21

<Proximity Sensor Triggering Coverage (KDB 616217 D04 section 6.3)>:

Since the antenna and sensor are collocated and all of the peak SAR location is overlapping with the sensor pad for this device, therefore, According to KDB 616217 section6.3, these procedures do not apply and are not required, due to the antenna and sensor are collocated and the peak SAR location is overlapping with the sensor on this device.

<Tablet Tilt angle influences to proximity sensor triggering (KDB 616217 D04 section 6.4)>:

The influence of table tilt angles to proximity sensor triggering was determined by positioning each tablet edge that contains a transmitting antenna, perpendicular to the flat phantom, at above separation distance. Rotating the tablet around the edge next to the phantom in $\leq 10^\circ$ increments until the tablet is $\pm 45^\circ$ from the vertical position at 0° , and the maximum output power remains in the reduced mode.



Main Antenna				
Proximity Sensor Trigger Distance (mm)				
Exposure Position	Edge 1		Edge 2	
	+45	-45	+45	-45
Minimum	8	8	5	5

MIMO2 Antenna		
Proximity Sensor Trigger Distance (mm)		
Exposure Position	Edge 4	
	+45	-45
Minimum	21	21

Proximity sensor power reduction

Exposure Position / wireless mode	Bottom of Laptop/Bottom Face/Edge1/Edge2/Edge4 ⁽¹⁾
WCDMA Band II Main	10.5 dB
WCDMA Band IV Main	10 dB
WCDMA Band V Main	8 dB
LTE Band 2 Main	11 dB
LTE Band 2 MIMO2	12 dB
LTE Band 5 Main	9 dB
LTE Band 7 Main	12 dB
LTE Band 7 MIMO2	16 dB
LTE Band 12 Main / 17 Main	8.5 dB
LTE Band 13 Main	7.5 dB
LTE Band 14 Main	8.5 dB
LTE Band 25 Main	11 dB
LTE Band 26 Main	9 dB
LTE Band 30 Main	10 dB
LTE Band 38 Main / 41 Main	12.5 dB
LTE Band 41_HPUE Main	12.5 dB
LTE Band 48 MIMO 2	9 dB
LTE Band 4 Main / 66 Main	10 dB
LTE Band 66 MIMO2	13 dB
LTE Band 71 Main	8.5 dB
FR1 n2 Main	12.5 dB
FR1 n2 MIMO 2	12.5 dB
FR1 n5 Main	11.5 dB
FR1 n7 MIMO 2	17 dB
FR1 n12 Main	13 dB
FR1 n41 MIMO 2	20.5 dB
FR1 n66 Main	11.5 dB
FR1 n66 MIMO 2	12 dB
FR1 n71 Main	12.5 dB

Remark:

- ⁽¹⁾: Reduced maximum limit applied by activation of proximity sensor.
- Tests were performed in accordance with KDB 616217 D04 section 6.1, 6.2, 6.3, 6.4 and 6.5 and compliant results are shown as below.
- For verification of compliance of power reduction scheme, additional SAR testing with EUT transmitting at full RF power at a conservative trigger distance -1 was performed:

Main Antenna:

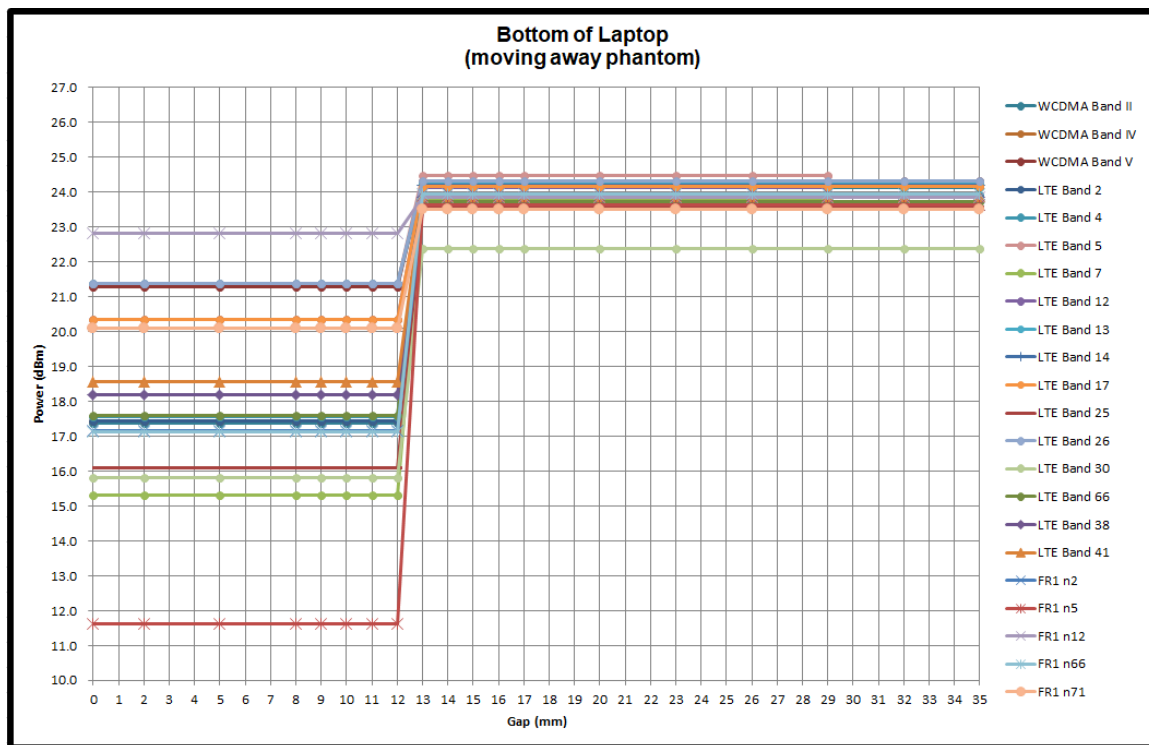
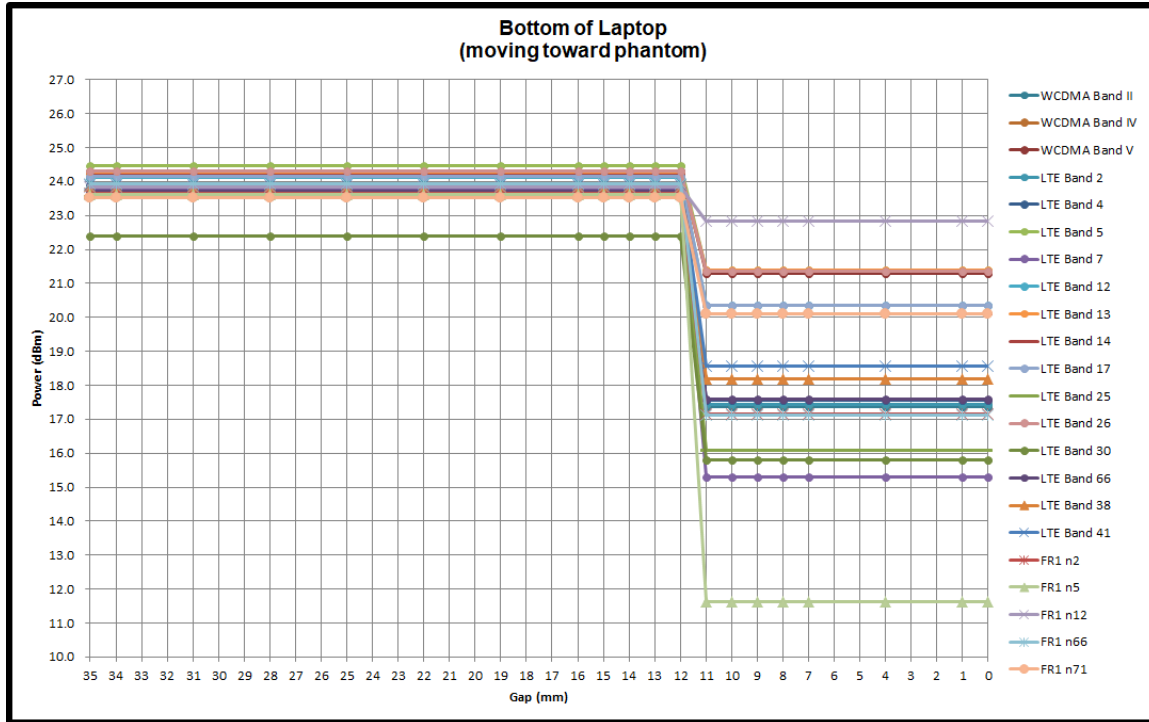
- Bottom Face: [16 mm](#)
- Edge1: [7 mm](#)
- Edge2: [4 mm](#)
- Bottom of Laptop: [10 mm](#)

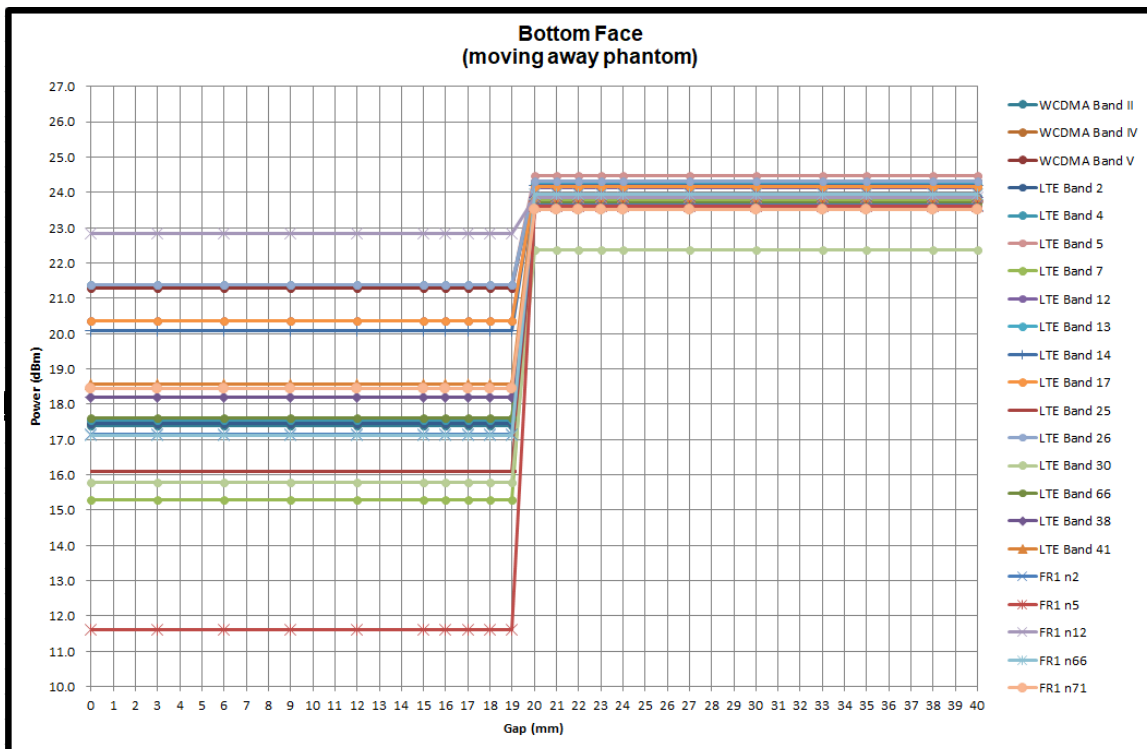
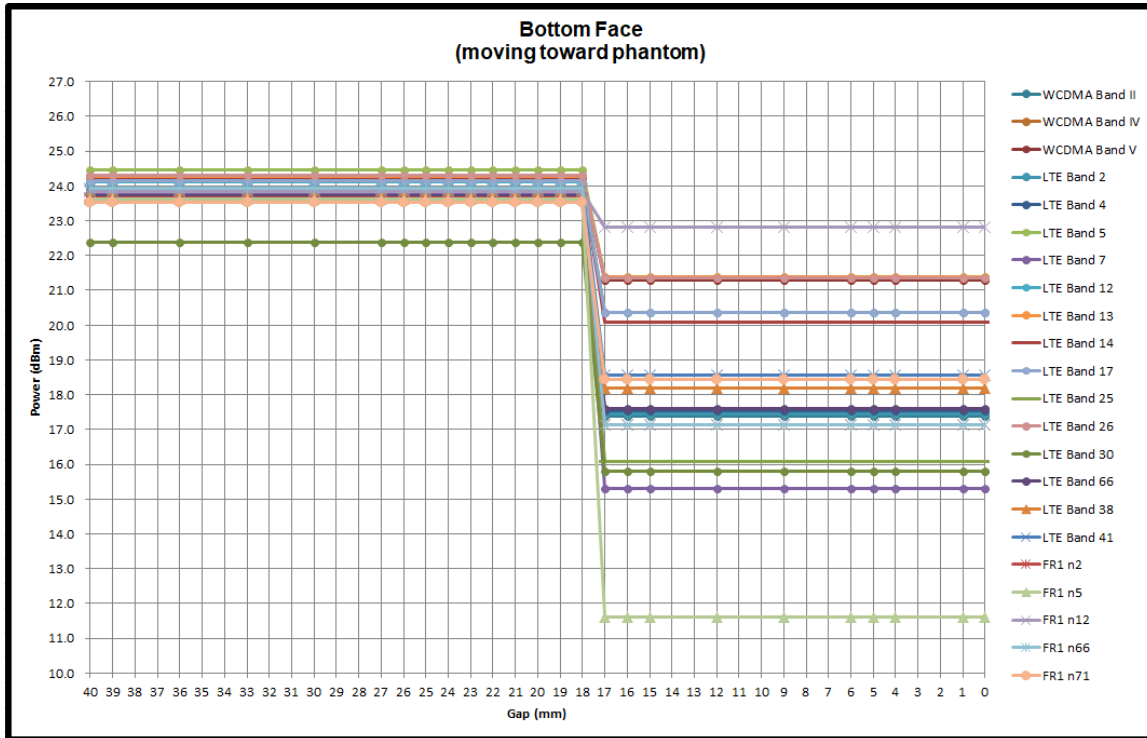
MIMO2 Antenna:

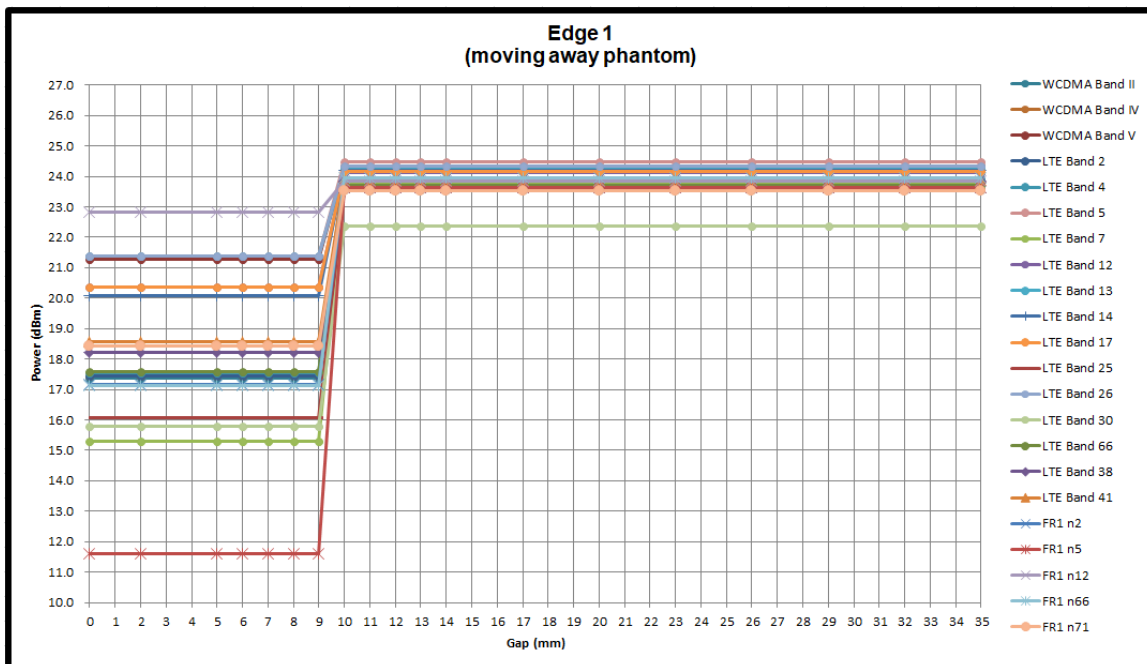
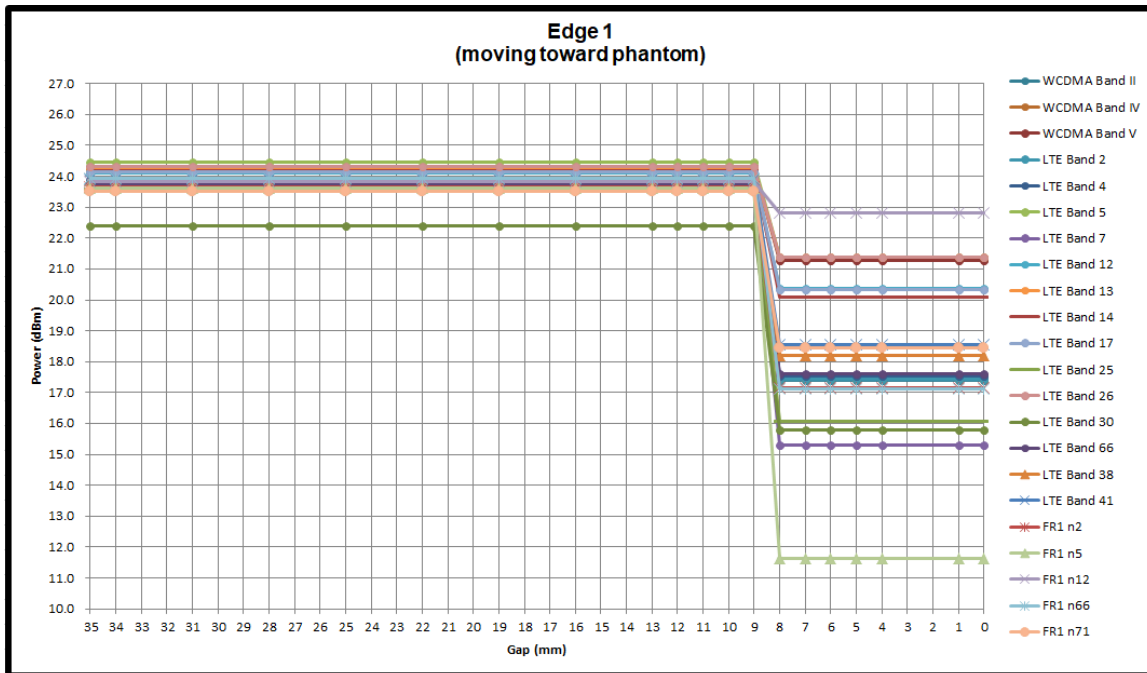
- Bottom Face: [20 mm](#)
- Edge4: [20 mm](#)
- Bottom of Laptop: [11 mm](#)

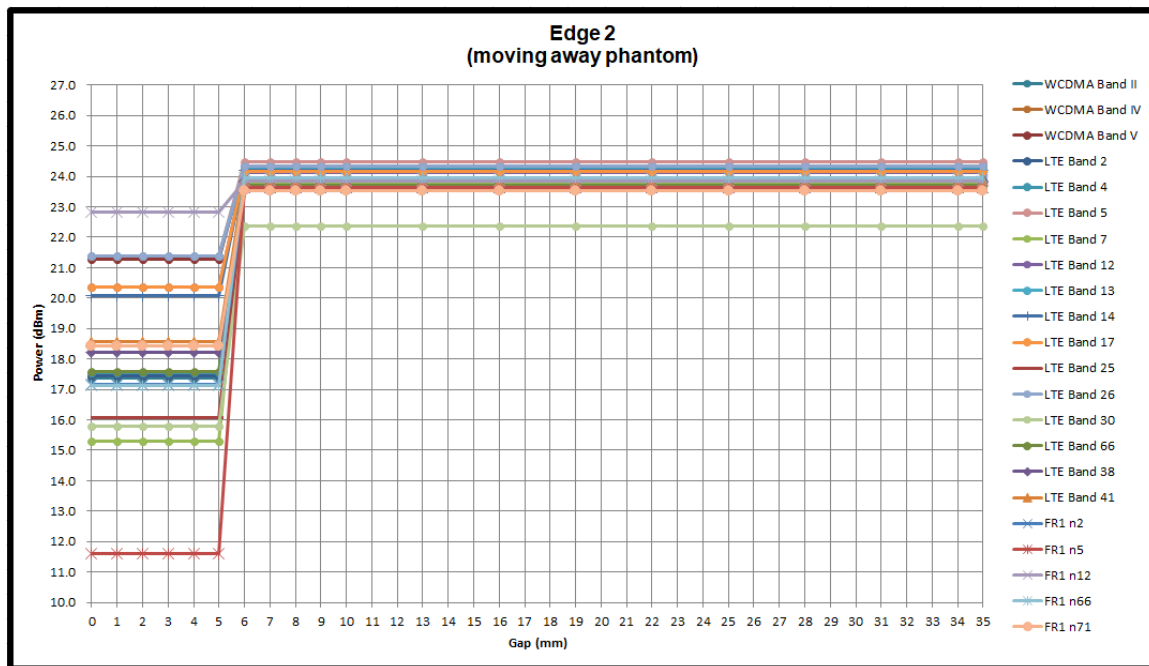
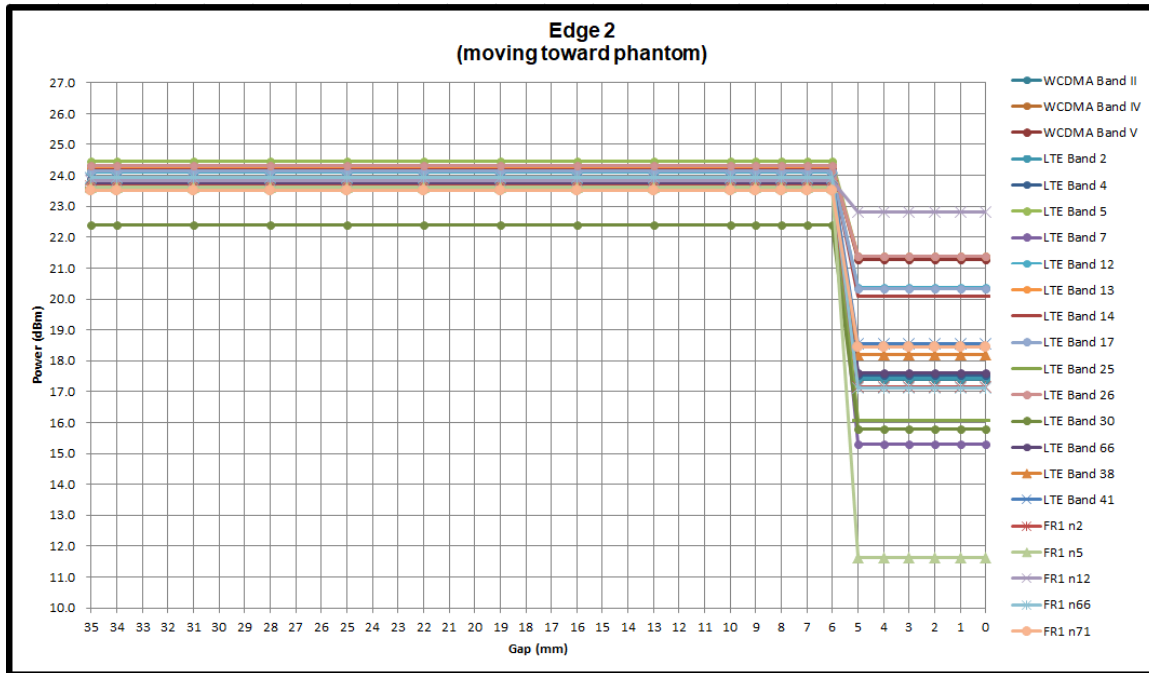
Power Measurement during Sensor Trigger distance testing

Main Antenna

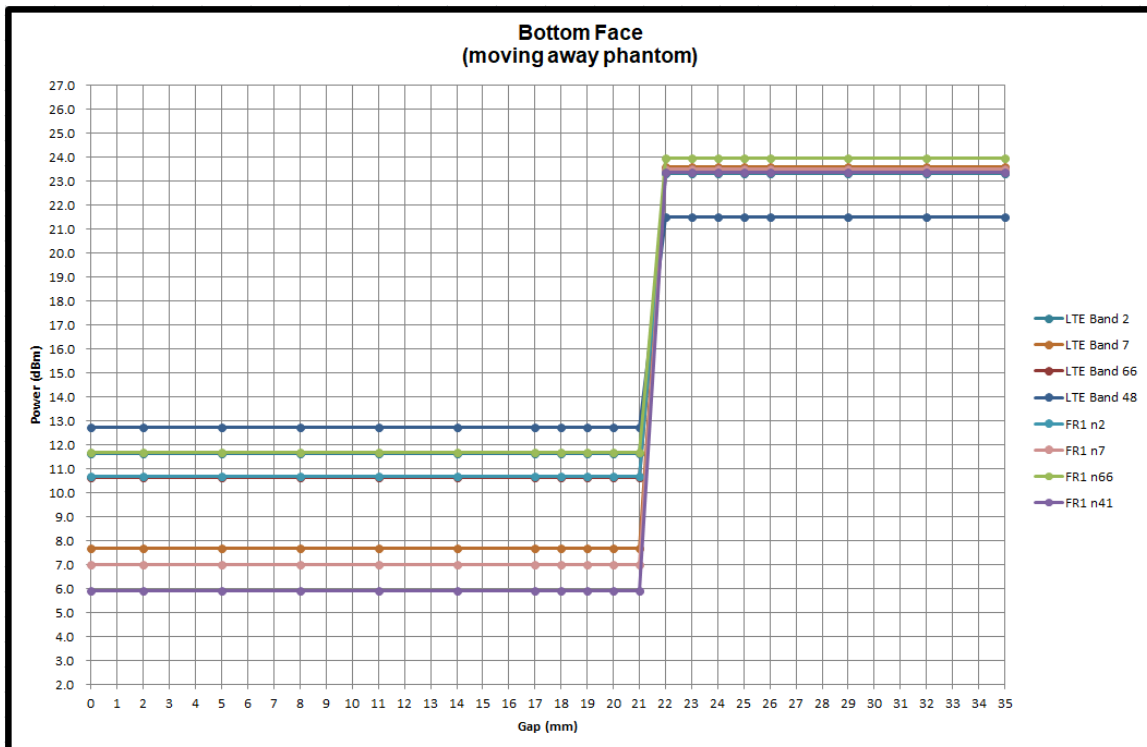
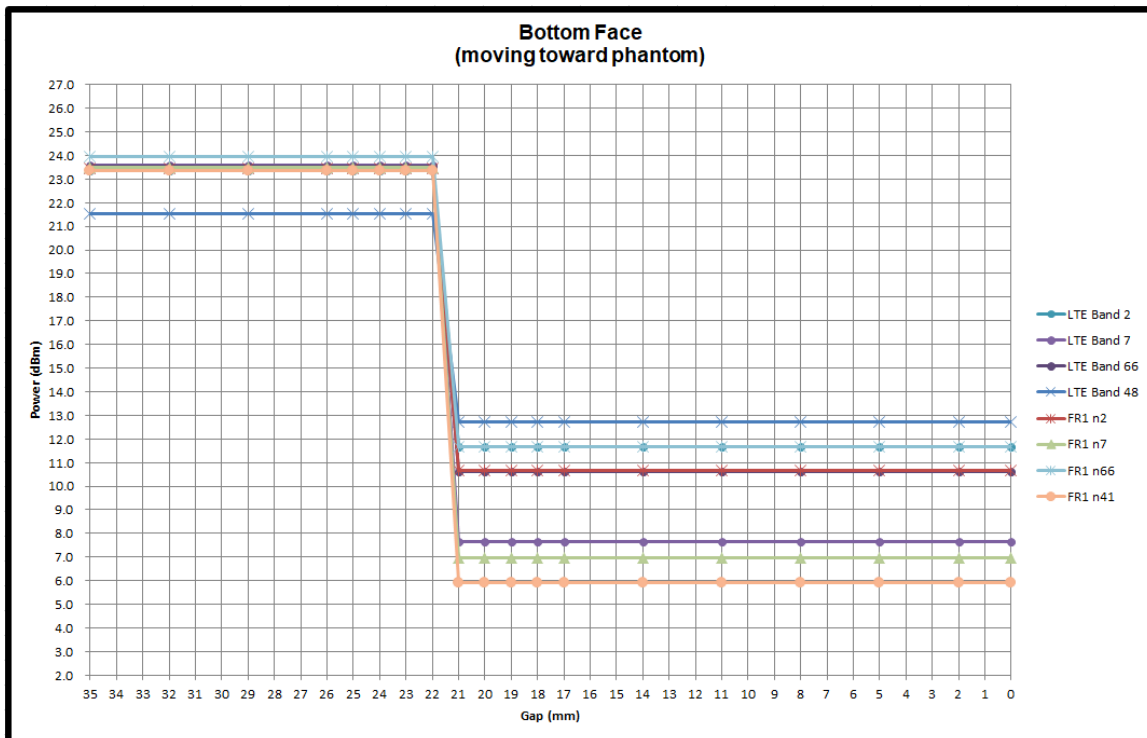


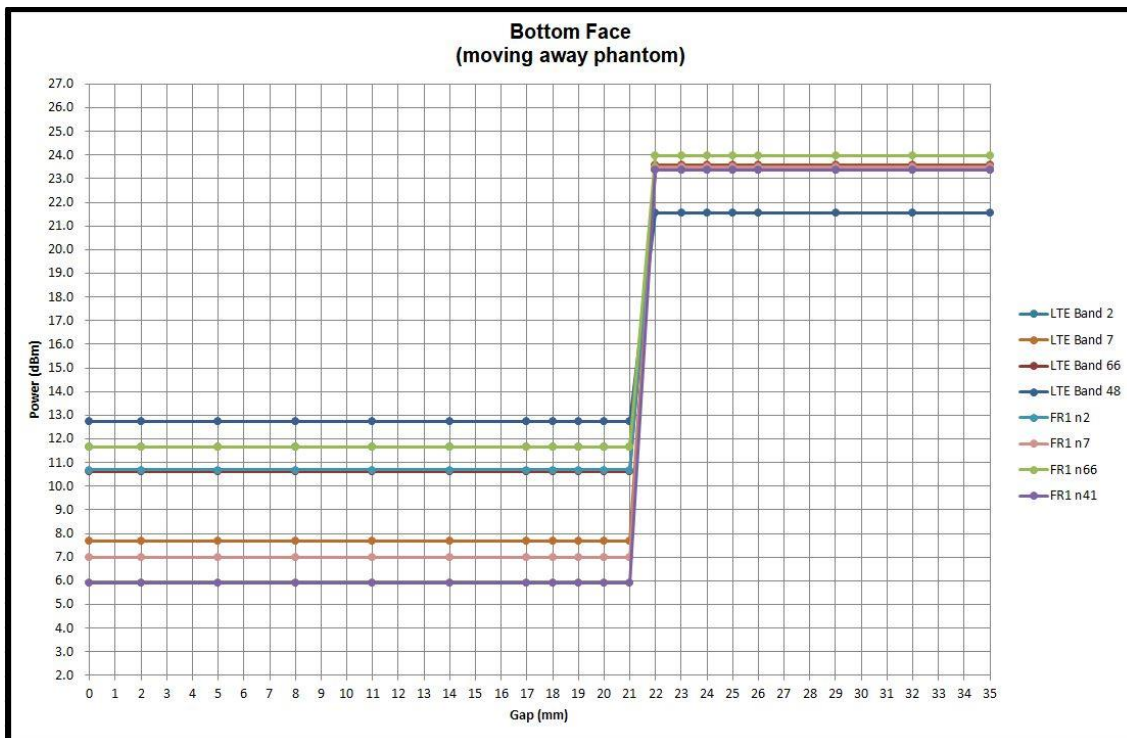
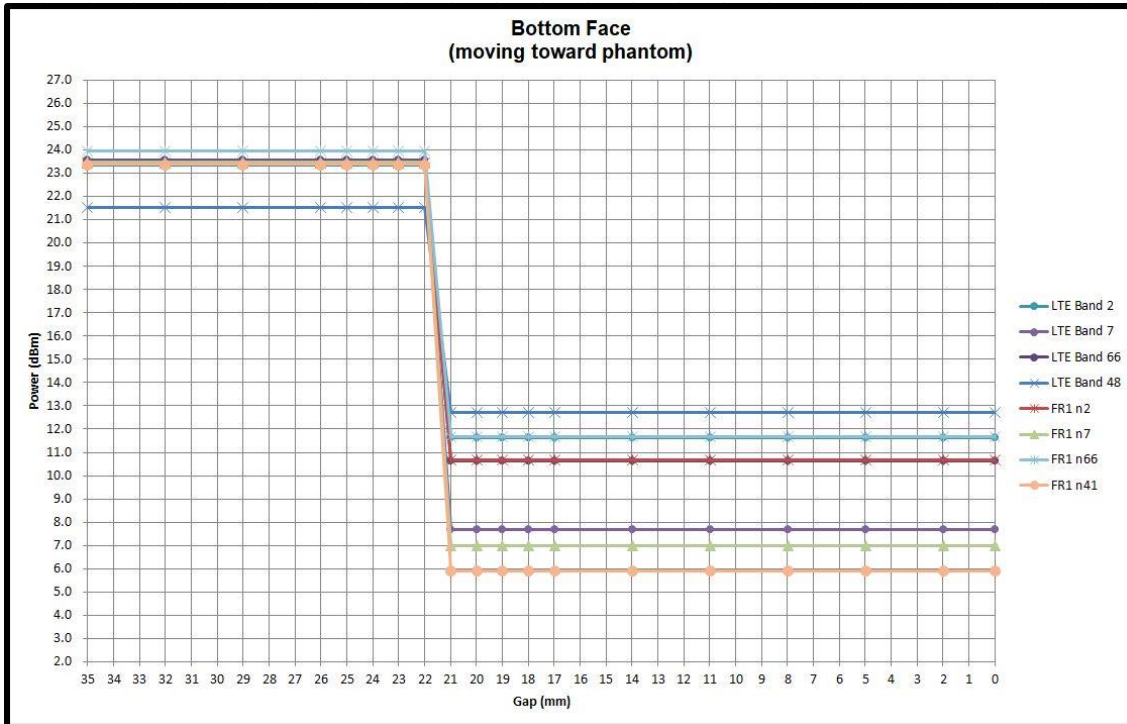


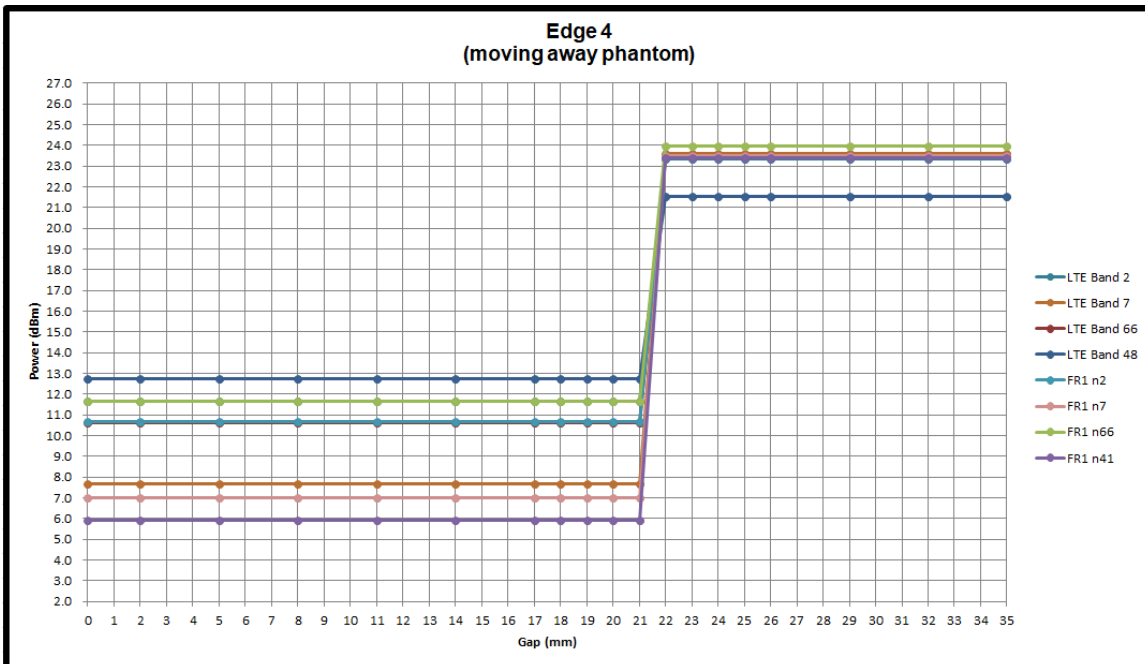
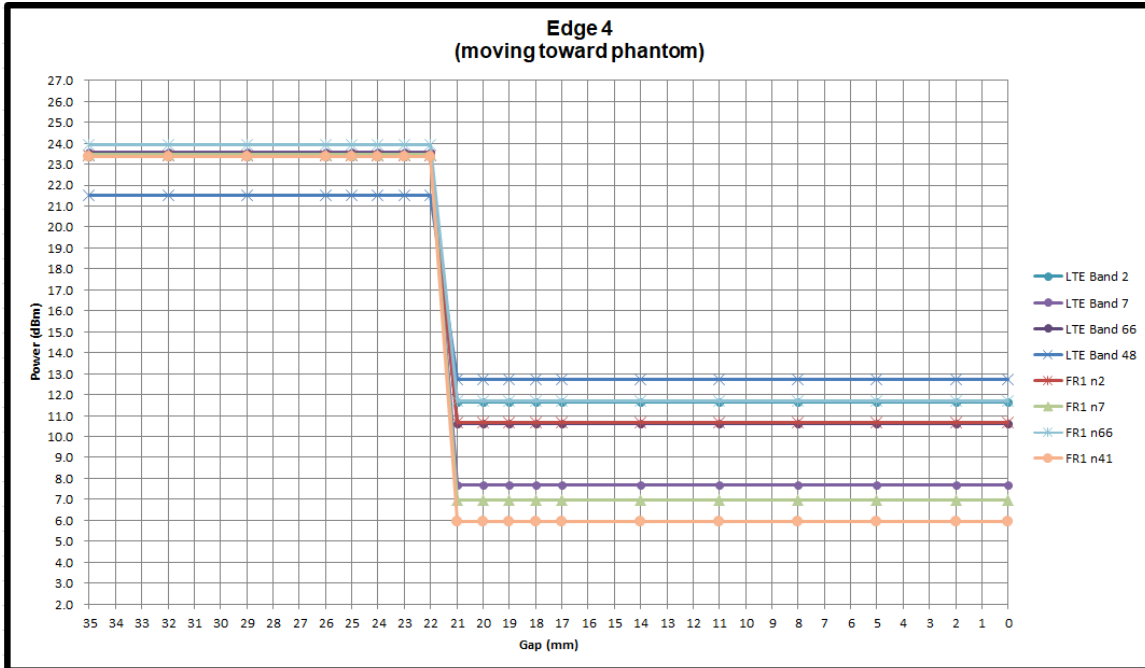




MIMO 2 Antenna







5. RF Exposure Limits

5.1 Uncontrolled Environment

Uncontrolled Environments are defined as locations where there is the exposure of individuals who have no knowledge or control of their exposure. The general population/uncontrolled exposure limits are applicable to situations in which the general public may be exposed or in which persons who are exposed as a consequence of their employment may not be made fully aware of the potential for exposure or cannot exercise control over their exposure. Members of the general public would come under this category when exposure is not employment-related; for example, in the case of a wireless transmitter that exposes persons in its vicinity.

5.2 Controlled Environment

Controlled Environments are defined as locations where there is exposure that may be incurred by persons who are aware of the potential for exposure, (i.e. as a result of employment or occupation). In general, occupational/controlled exposure limits are applicable to situations in which persons are exposed as a consequence of their employment, who have been made fully aware of the potential for exposure and can exercise control over their exposure. The exposure category is also applicable when the exposure is of a transient nature due to incidental passage through a location where the exposure levels may be higher than the general population/uncontrolled limits, but the exposed person is fully aware of the potential for exposure and can exercise control over his or her exposure by leaving the area or by some other appropriate means.

Limits for Occupational/Controlled Exposure (W/kg)

Whole-Body	Partial-Body	Hands, Wrists, Feet and Ankles
0.4	8.0	20.0

Limits for General Population/Uncontrolled Exposure (W/kg)

Whole-Body	Partial-Body	Hands, Wrists, Feet and Ankles
0.08	1.6	4.0

1. Whole-Body SAR is averaged over the entire body, partial-body SAR is averaged over any 1gram of tissue defined as a tissue volume in the shape of a cube. SAR for hands, wrists, feet and ankles is averaged over any 10 grams of tissue defined as a tissue volume in the shape of a cube.

6. Specific Absorption Rate (SAR)

6.1 Introduction

SAR is related to the rate at which energy is absorbed per unit mass in an object exposed to a radio field. The SAR distribution in a biological body is complicated and is usually carried out by experimental techniques or numerical modeling. The standard recommends limits for two tiers of groups, occupational/controlled and general population/uncontrolled, based on a person's awareness and ability to exercise control over his or her exposure. In general, occupational/controlled exposure limits are higher than the limits for general population/uncontrolled.

6.2 SAR Definition

The SAR definition is the time derivative (rate) of the incremental energy (dW) absorbed by (dissipated in) an incremental mass (dm) contained in a volume element (dv) of a given density (ρ). The equation description is as below:

$$\text{SAR} = \frac{d}{dt} \left(\frac{dW}{dm} \right) = \frac{d}{dt} \left(\frac{dW}{\rho dv} \right)$$

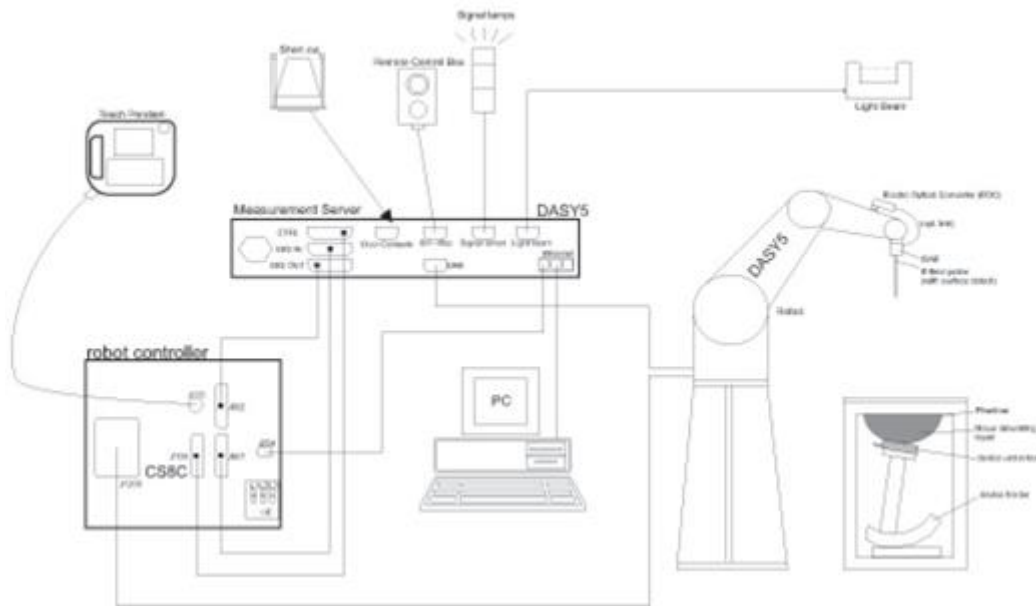
SAR is expressed in units of Watts per kilogram (W/kg)

$$\text{SAR} = \frac{\sigma |E|^2}{\rho}$$

Where: σ is the conductivity of the tissue, ρ is the mass density of the tissue and E is the RMS electrical field strength.

7. System Description and Setup

The DASY system used for performing compliance tests consists of the following items:



- A standard high precision 6-axis robot with controller, teach pendant and software. An arm extension for accommodating the data acquisition electronics (DAE).
- An isotropic Field probe optimized and calibrated for the targeted measurement.
- A data acquisition electronics (DAE) which performs the signal amplification, signal multiplexing, AD-conversion, offset measurements, mechanical surface detection, collision detection, etc. The unit is battery powered with standard or rechargeable batteries. The signal is optically transmitted to the EOC.
- The Electro-optical converter (EOC) performs the conversion from optical to electrical signals for the digital communication to the DAE. To use optical surface detection, a special version of the EOC is required. The EOC signal is transmitted to the measurement server.
- The function of the measurement server is to perform the time critical tasks such as signal filtering, control of the robot operation and fast movement interrupts.
- The Light Beam used is for probe alignment. This improves the (absolute) accuracy of the probe positioning.
- A computer running WinXP or Win7 and the DASY5 software.
- Remote control and teach pendant as well as additional circuitry for robot safety such as warning lamps, etc.
- The phantom, the device holder and other accessories according to the targeted measurement.

7.1 Test Site Location


The SAR measurement facilities used to collect data are within both Sporton Lab list below test site location are accredited to ISO 17025 by Taiwan Accreditation Foundation (TAF code: 1190 and 3786) and the FCC designation No. TW1190 and TW3786 under the FCC 2.948(e) by Mutual Recognition Agreement (MRA) in FCC test.

Test Site	EMC & Wireless Communications Laboratory		Wensan Laboratory		
Test Site Location	TW1190 No.52, Huaya 1st Rd., Guishan Dist., Taoyuan City 333, Taiwan		TW3786 No.58, Aly. 75, Ln. 564, Wenhua 3rd, Rd., Guishan Dist., Taoyuan City 333010, Taiwan		
Test Site No.	SAR01-HY	SAR03-HY	SAR08-HY	SAR09-HY	SAR15-HY
	SAR04-HY	SAR05-HY	SAR11-HY	SAR12-HY	
	SAR06-HY	SAR10-HY	SAR13-HY	SAR14-HY	


7.2 E-Field Probe

The SAR measurement is conducted with the dosimetric probe (manufactured by SPEAG).The probe is specially designed and calibrated for use in liquid with high permittivity. The dosimetric probe has special calibration in liquid at different frequency. This probe has a built in optical surface detection system to prevent from collision with phantom.

<ES3DV3 Probe>

Construction	Symmetric design with triangular core Interleaved sensors Built-in shielding against static charges PEEK enclosure material (resistant to organic solvents, e.g., DGBE)	
Frequency	10 MHz – 4 GHz; Linearity: ±0.2 dB (30 MHz – 4 GHz)	
Directivity	±0.2 dB in TSL (rotation around probe axis) ±0.3 dB in TSL (rotation normal to probe axis)	
Dynamic Range	5 µW/g – >100 mW/g; Linearity: ±0.2 dB	
Dimensions	Overall length: 337 mm (tip: 20 mm) Tip diameter: 3.9 mm (body: 12 mm) Distance from probe tip to dipole centers: 3.0 mm	

<EX3DV4 Probe>

Construction	Symmetric design with triangular core Built-in shielding against static charges PEEK enclosure material (resistant to organic solvents, e.g., DGBE)	
Frequency	10 MHz – >6 GHz Linearity: ±0.2 dB (30 MHz – 6 GHz)	
Directivity	±0.3 dB in TSL (rotation around probe axis) ±0.5 dB in TSL (rotation normal to probe axis)	
Dynamic Range	10 µW/g – >100 mW/g Linearity: ±0.2 dB (noise: typically <1 µW/g)	
Dimensions	Overall length: 337 mm (tip: 20 mm) Tip diameter: 2.5 mm (body: 12 mm) Typical distance from probe tip to dipole centers: 1 mm	

7.3 Data Acquisition Electronics (DAE)

The data acquisition electronics (DAE) consists of a highly sensitive electrometer-grade preamplifier with auto-zeroing, a channel and gain-switching multiplexer, a fast 16 bit AD-converter and a command decoder and control logic unit. Transmission to the measurement server is accomplished through an optical downlink for data and status information as well as an optical uplink for commands and the clock.


The input impedance of the DAE is 200 MOhm; the inputs are symmetrical and floating. Common mode rejection is above 80 dB.



Fig 5.1 Photo of DAE


7.4 Phantom

<SAM Twin Phantom>

Shell Thickness	2 ± 0.2 mm; Center ear point: 6 ± 0.2 mm	
Filling Volume	Approx. 25 liters	
Dimensions	Length: 1000 mm; Width: 500 mm; Height: adjustable feet	
Measurement Areas	Left Hand, Right Hand, Flat Phantom	

The bottom plate contains three pair of bolts for locking the device holder. The device holder positions are adjusted to the standard measurement positions in the three sections. A white cover is provided to tap the phantom during off-periods to prevent water evaporation and changes in the liquid parameters. On the phantom top, three reference markers are provided to identify the phantom position with respect to the robot.

<ELI Phantom>

Shell Thickness	2 ± 0.2 mm (sagging: <1%)	
Filling Volume	Approx. 30 liters	
Dimensions	Major ellipse axis: 600 mm Minor axis: 400 mm	

The ELI phantom is intended for compliance testing of handheld and body-mounted wireless devices in the frequency range of 30 MHz to 6 GHz. ELI4 is fully compatible with standard and all known tissue simulating liquids.

7.5 Device Holder

<Mounting Device for Hand-Held Transmitter>

In combination with the Twin SAM V5.0/V5.0c or ELI phantoms, the Mounting Device for Hand-Held Transmitters enables rotation of the mounted transmitter device to specified spherical coordinates. At the heads, the rotation axis is at the ear opening. Transmitter devices can be easily and accurately positioned according to IEC 62209-1, IEEE 1528, FCC, or other specifications. The device holder can be locked for positioning at different phantom sections (left head, right head, flat). And upgrade kit to Mounting Device to enable easy mounting of wider devices like big smart-phones, e-books, small tablets, etc. It holds devices with width up to 140 mm.



Mounting Device for Hand-Held Transmitters



Mounting Device Adaptor for Wide-Phones

<Mounting Device for Laptops and other Body-Worn Transmitters>

The extension is lightweight and made of POM, acrylic glass and foam. It fits easily on the upper part of the mounting device in place of the phone positioned. The extension is fully compatible with the SAM Twin and ELI phantoms.



Mounting Device for Laptops

8. Measurement Procedures

The measurement procedures are as follows:

<Conducted power measurement>

- (a) For WWAN power measurement, use base station simulator to configure EUT WWAN transmission in conducted connection with RF cable, at maximum power in each supported wireless interface and frequency band.
- (b) Read the WWAN RF power level from the base station simulator.
- (c) For WLAN/BT power measurement, use engineering software to configure EUT WLAN/BT continuously transmission, at maximum RF power in each supported wireless interface and frequency band
- (d) Connect EUT RF port through RF cable to the power meter, and measure WLAN/BT output power

<SAR measurement>

- (a) Use base station simulator to configure EUT WWAN transmission in radiated connection, and engineering software to configure EUT WLAN/BT continuously transmission, at maximum RF power, in the highest power channel.
- (b) Place the EUT in the positions as Appendix D demonstrates.
- (c) Set scan area, grid size and other setting on the DASY software.
- (d) Measure SAR results for the highest power channel on each testing position.
- (e) Find out the largest SAR result on these testing positions of each band
- (f) Measure SAR results for other channels in worst SAR testing position if the reported SAR of highest power channel is larger than 0.8 W/kg

According to the test standard, the recommended procedure for assessing the peak spatial-average SAR value consists of the following steps:

- (a) Power reference measurement
- (b) Area scan
- (c) Zoom scan
- (d) Power drift measurement

8.1 Spatial Peak SAR Evaluation

The procedure for spatial peak SAR evaluation has been implemented according to the test standard. It can be conducted for 1g and 10g, as well as for user-specific masses. The DASY software includes all numerical procedures necessary to evaluate the spatial peak SAR value.

The base for the evaluation is a "cube" measurement. The measured volume must include the 1g and 10g cubes with the highest averaged SAR values. For that purpose, the center of the measured volume is aligned to the interpolated peak SAR value of a previously performed area scan.

The entire evaluation of the spatial peak values is performed within the post-processing engine (SEMCAD). The system always gives the maximum values for the 1g and 10g cubes. The algorithm to find the cube with highest averaged SAR is divided into the following stages:

- (a) Extraction of the measured data (grid and values) from the Zoom Scan
- (b) Calculation of the SAR value at every measurement point based on all stored data (A/D values and measurement parameters)
- (c) Generation of a high-resolution mesh within the measured volume
- (d) Interpolation of all measured values from the measurement grid to the high-resolution grid
- (e) Extrapolation of the entire 3-D field distribution to the phantom surface over the distance from sensor to surface
- (f) Calculation of the averaged SAR within masses of 1g and 10g

8.2 Power Reference Measurement

The Power Reference Measurement and Power Drift Measurements are for monitoring the power drift of the device under test in the batch process. The minimum distance of probe sensors to surface determines the closest measurement point to phantom surface. This distance cannot be smaller than the distance of sensor calibration points to probe tip as defined in the probe properties.

8.3 Area Scan

The area scan is used as a fast scan in two dimensions to find the area of high field values, before doing a fine measurement around the hot spot. The sophisticated interpolation routines implemented in DASY software can find the maximum found in the scanned area, within a range of the global maximum. The range (in dB) is specified in the standards for compliance testing. For example, a 2 dB range is required in IEEE standard 1528 and IEC 62209 standards, whereby 3 dB is a requirement when compliance is assessed in accordance with the ARIB standard (Japan), if only one zoom scan follows the area scan, then only the absolute maximum will be taken as reference. For cases where multiple maximums are detected, the number of zoom scans has to be increased accordingly.

Area scan parameters extracted from FCC KDB 865664 D01v01r04 SAR measurement 100 MHz to 6 GHz.

	≤ 3 GHz	> 3 GHz
Maximum distance from closest measurement point (geometric center of probe sensors) to phantom surface	5 ± 1 mm	$\frac{1}{2} \cdot \delta \cdot \ln(2) \pm 0.5$ mm
Maximum probe angle from probe axis to phantom surface normal at the measurement location	30° ± 1°	20° ± 1°
Maximum area scan spatial resolution: $\Delta x_{Area}, \Delta y_{Area}$	≤ 2 GHz: ≤ 15 mm 2 – 3 GHz: ≤ 12 mm	3 – 4 GHz: ≤ 12 mm 4 – 6 GHz: ≤ 10 mm
	When the x or y dimension of the test device, in the measurement plane orientation, is smaller than the above, the measurement resolution must be ≤ the corresponding x or y dimension of the test device with at least one measurement point on the test device.	

8.4 Zoom Scan

Zoom scans are used assess the peak spatial SAR values within a cubic averaging volume containing 1 gram and 10 gram of simulated tissue. The zoom scan measures points (refer to table below) within a cube shoes base faces are centered on the maxima found in a preceding area scan job within the same procedure. When the measurement is done, the zoom scan evaluates the averaged SAR for 1 gram and 10 gram and displays these values next to the job's label.

Zoom scan parameters extracted from FCC KDB 865664 D01v01r04 SAR measurement 100 MHz to 6 GHz.

		≤ 3 GHz	> 3 GHz	
Maximum zoom scan spatial resolution: $\Delta x_{Zoom}, \Delta y_{Zoom}$		≤ 2 GHz: ≤ 8 mm 2 – 3 GHz: ≤ 5 mm*	3 – 4 GHz: ≤ 5 mm* 4 – 6 GHz: ≤ 4 mm*	
Maximum zoom scan spatial resolution, normal to phantom surface	uniform grid: $\Delta z_{Zoom}(n)$	≤ 5 mm	3 – 4 GHz: ≤ 4 mm 4 – 5 GHz: ≤ 3 mm 5 – 6 GHz: ≤ 2 mm	
	graded grid	$\Delta z_{Zoom}(1)$: between 1 st two points closest to phantom surface	≤ 4 mm	3 – 4 GHz: ≤ 3 mm 4 – 5 GHz: ≤ 2.5 mm 5 – 6 GHz: ≤ 2 mm
		$\Delta z_{Zoom}(n>1)$: between subsequent points	$\leq 1.5 \cdot \Delta z_{Zoom}(n-1)$	
Minimum zoom scan volume	x, y, z	≥ 30 mm	3 – 4 GHz: ≥ 28 mm 4 – 5 GHz: ≥ 25 mm 5 – 6 GHz: ≥ 22 mm	
Note: δ is the penetration depth of a plane-wave at normal incidence to the tissue medium; see draft standard IEEE P1528-2011 for details. * When zoom scan is required and the <i>reported</i> SAR from the <i>area scan based 1-g SAR estimation</i> procedures of KDB 447498 is ≤ 1.4 W/kg, ≤ 8 mm, ≤ 7 mm and ≤ 5 mm zoom scan resolution may be applied, respectively, for 2 GHz to 3 GHz, 3 GHz to 4 GHz and 4 GHz to 6 GHz.				

8.5 Volume Scan Procedures

The volume scan is used for assess overlapping SAR distributions for antennas transmitting in different frequency bands. It is equivalent to an oversized zoom scan used in standalone measurements. The measurement volume will be used to enclose all the simultaneous transmitting antennas. For antennas transmitting simultaneously in different frequency bands, the volume scan is measured separately in each frequency band. In order to sum correctly to compute the 1g aggregate SAR, the EUT remain in the same test position for all measurements and all volume scan use the same spatial resolution and grid spacing. When all volume scan were completed, the software, SEMCAD postprocessor can combine and subsequently superpose these measurement data to calculating the multiband SAR.

8.6 Power Drift Monitoring

All SAR testing is under the EUT install full charged battery and transmit maximum output power. In DASy measurement software, the power reference measurement and power drift measurement procedures are used for monitoring the power drift of EUT during SAR test. Both these procedures measure the field at a specified reference position before and after the SAR testing. The software will calculate the field difference in dB. If the power drifts more than 5%, the SAR will be retested.



9. Test Equipment List

Manufacturer	Name of Equipment	Type/Model	Serial Number	Calibration	
				Last Cal.	Due Date
SPEAG	750MHz System Validation Kit ⁽²⁾	D750V3	1107	Mar. 08, 2019	Mar. 05, 2022
SPEAG	835MHz System Validation Kit ⁽²⁾	D835V2	4d167	Nov. 25, 2019	Nov. 23, 2021
SPEAG	1750MHz System Validation Kit ⁽²⁾	D1750V2	1112	Mar. 07, 2019	Mar. 04, 2022
SPEAG	1900MHz System Validation Kit ⁽²⁾	D1900V2	5d041	Sep. 11, 2018	Sep. 08, 2021
SPEAG	2300MHz System Validation Kit ⁽²⁾	D2300V2	1006	Jan. 28, 2019	Jan. 25, 2022
SPEAG	2600MHz System Validation Kit ⁽²⁾	D2600V2	1008	Aug. 31, 2018	Aug. 28, 2021
SPEAG	3500MHz System Validation Kit ⁽²⁾	D3500V2	1014	Jan. 29, 2019	Jan. 26, 2022
SPEAG	3700MHz System Validation Kit ⁽²⁾	D3700V2	1006	Mar. 05, 2019	Mar. 02, 2022
SPEAG	Data Acquisition Electronics	DAE4	853	Jul. 23, 2020	Jul. 22, 2021
SPEAG	Dosimetric E-Field Probe	EX3DV4	3642	Apr. 26, 2021	Apr. 25, 2022
RCPTWN	Thermometer	HTC-1	TM560-2	Nov. 10, 2020	Nov. 09, 2021
Anritsu	Radio Communication Analyzer	MT8821C	6201341950	Nov. 10, 2020	Nov. 09, 2021
Keysight	Wireless Communication Test Set	E5515C	MY50267236	Mar. 21, 2021	Mar. 20, 2022
SPEAG	Device Holder	N/A	N/A	N/A	N/A
Anritsu	Signal Generator	MG3710A	6201502524	Nov. 11, 2020	Nov. 10, 2021
Keysight	ENA Network Analyzer	E5071C	MY46104758	Sep. 03, 2020	Sep. 02, 2021
SPEAG	Dielectric Probe Kit	DAK-3.5	1126	Sep. 16, 2020	Sep. 15, 2021
LINE SEIKI	Digital Thermometer	DTM3000-spezial	2942	Nov. 06, 2020	Nov. 05, 2021
Anritsu	Power Meter	ML2495A	1419002	Aug. 19, 2020	Aug. 18, 2021
Anritsu	Power Sensor	MA2411B	1911176	Aug. 18, 2020	Aug. 17, 2021
Anritsu	Power Meter	ML2495A	1804003	Oct. 21, 2020	Oct. 20, 2021
Anritsu	Power Sensor	MA2411B	1726150	Oct. 21, 2020	Oct. 20, 2021
Anritsu	Spectrum Analyzer	MS2830A	6201396378	Jun. 30, 2020	Jun. 29, 2021
Anritsu	Spectrum Analyzer	N9010A	MY53470118	Jan. 15, 2021	Jan. 14, 2022
Mini-Circuits	Power Amplifier	ZVE-8G+	6418	Oct. 21, 2020	Oct. 20, 2021
Mini-Circuits	Power Amplifier	ZVE-8G+	479102029	Aug. 26, 2020	Aug. 25, 2021
ATM	Dual Directional Coupler	C122H-10	P610410z-02	Note 1	
Woken	Attenuator 1	WK0602-XX	N/A	Note 1	
PE	Attenuator 2	PE7005-10	N/A	Note 1	
PE	Attenuator 3	PE7005-3	N/A	Note 1	

General Note:

1. Prior to system verification and validation, the path loss from the signal generator to the system check source and the power meter, which includes the amplifier, cable, attenuator and directional coupler, was measured by the network analyzer. The reading of the power meter was offset by the path loss difference between the path to the power meter and the path to the system check source to monitor the actual power level fed to the system check source.
2. The dipole calibration interval can be extended to 3 years with justification according to KDB 865664 D01. The dipoles are also not physically damaged, or repaired during the interval. The justification data in appendix C can be found which the return loss is < -20dB, within 20% of prior calibration, the impedance is within 5 ohm of prior calibration for each dipole.

10. System Verification

10.1 Tissue Verification

The tissue dielectric parameters of tissue-equivalent media used for SAR measurements must be characterized within a temperature range of 18°C to 25°C, measured with calibrated instruments and apparatuses, such as network analyzers and temperature probes. The temperature of the tissue-equivalent medium during SAR measurement must also be within 18°C to 25°C and within ± 2°C of the temperature when the tissue parameters are characterized. The tissue dielectric measurement system must be calibrated before use. The dielectric parameters must be measured before the tissue-equivalent medium is used in a series of SAR measurements.

The liquid tissue depth was at least 15cm in the phantom for all SAR testing

<Tissue Dielectric Parameter Check Results>

Frequency (MHz)	Liquid Temp. (°C)	Conductivity (σ)	Permittivity (ε _r)	Conductivity Target (σ)	Permittivity Target (ε _r)	Delta (σ) (%)	Delta (ε _r) (%)	Limit (%)	Date
750	22.6	0.893	42.439	0.89	41.90	0.34	1.29	±5	2021/6/15
835	22.6	0.928	42.143	0.90	41.50	3.11	1.55	±5	2021/6/15
1750	22.6	1.365	40.382	1.37	40.10	-0.36	0.70	±5	2021/6/15
1900	22.6	1.442	38.834	1.40	40.00	3.00	-2.91	±5	2021/6/15
2300	22.6	1.645	39.484	1.67	39.50	-1.50	-0.04	±5	2021/6/12
2600	22.6	1.991	38.299	1.96	39.00	1.58	-1.80	±5	2021/6/12
3500	22.6	2.956	37.629	2.91	37.90	1.58	-0.72	±5	2021/6/12
3700	22.6	3.142	37.330	3.12	37.70	0.71	-0.98	±5	2021/6/12

10.2 System Performance Check Results

Comparing to the original SAR value provided by SPEAG, the verification data should be within its specification of 10 %. Below table shows the target SAR and measured SAR after normalized to 1W input power. The table below indicates the system performance check can meet the variation criterion and the plots can be referred to Appendix A of this report.

Test Side	Date	Frequency (MHz)	Input Power (mW)	Dipole S/N	Probe S/N	DAE S/N	Measured 1g SAR (W/kg)	Targeted 1g SAR (W/kg)	Normalized 1g SAR (W/kg)	Deviation (%)
SAR10	2021/6/15	750	250	D750V3-1107	EX3DV4 - SN3642	DAE4 Sn853	2.08	8.32	8.32	0.00
SAR10	2021/6/15	835	50	D835V2-4d167	EX3DV4 - SN3642	DAE4 Sn853	0.451	9.55	9.02	-5.55
SAR10	2021/6/15	1750	50	D1750V2-1112	EX3DV4 - SN3642	DAE4 Sn853	1.68	36.70	33.6	-8.45
SAR10	2021/6/15	1900	250	D1900V2-5d041	EX3DV4 - SN3642	DAE4 Sn853	9.55	40.20	38.2	-4.98
SAR10	2021/6/12	2300	250	D2300V2-1006	EX3DV4 - SN3642	DAE4 Sn853	11.40	48.70	45.6	-6.37
SAR10	2021/6/12	2600	250	D2600V2-1008	EX3DV4 - SN3642	DAE4 Sn853	13.90	56.40	55.6	-1.42
SAR10	2021/6/12	3500	100	D3500V2-1014	EX3DV4 - SN3642	DAE4 Sn853	6.70	67.90	67	-1.33
SAR10	2021/6/12	3700	100	D3700V2-1006	EX3DV4 - SN3642	DAE4 Sn853	6.35	67.30	63.5	-5.65

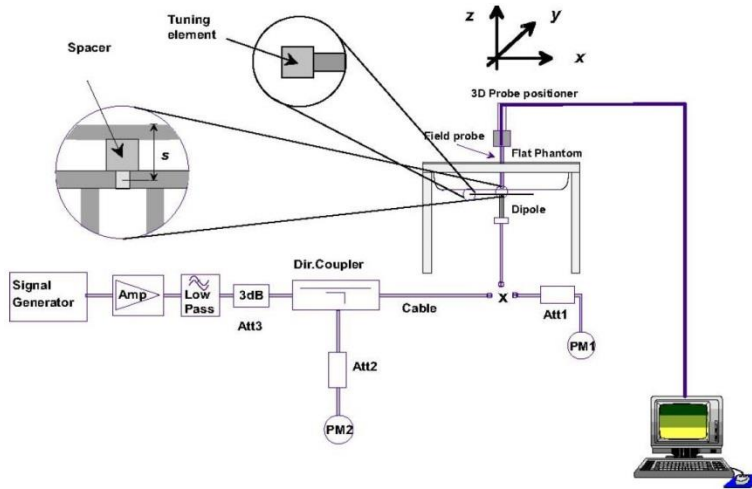


Fig 8.3.1 System Performance Check Setup



Fig 8.3.2 Setup Photo

11. RF Exposure Positions

11.1 SAR Testing for Tablet

This device can be used also in full sized tablet exposure conditions, due to its size. Per FCC KDB 616217, the back surface and edges of the tablet should be tested for SAR compliance with the tablet touching the phantom. The SAR exclusion threshold in KDB 447498 D01v06 can be applied to determine SAR test exclusion for adjacent edge configurations. The closest distance from the antenna to an adjacent tablet edge is used to determine if SAR testing is required for the adjacent edges, with the adjacent edge positioned against the phantom and the edge containing the antenna positioned perpendicular to the phantom.

12. UMTS/LTE Output Power (Unit: dBm)

<WCDMA Conducted Power>

1. The following tests were conducted according to the test requirements outlines in 3GPP TS 34.121 specification.
2. The procedures in KDB 941225 D01v03r01 are applied for 3GPP Rel. 6 HSPA to configure the device in the required sub-test mode(s) to determine SAR test exclusion.
3. For DC-HSDPA, the device was configured according to the H-Set 12, Fixed Reference Channel (FRC) configuration in Table C.8.1.12 of 3GPP TS 34.121-1, with the primary and the secondary serving HS-DSCH Cell enabled during the power measurement.

A summary of these settings are illustrated below:

HSDPA Setup Configuration:

- a. The EUT was connected to Base Station Agilent E5515C referred to the Setup Configuration.
- b. The RF path losses were compensated into the measurements.
- c. A call was established between EUT and Base Station with following setting:
 - i. Set Gain Factors (β_c and β_d) and parameters were set according to each
 - ii. Specific sub-test in the following table, C10.1.4, quoted from the TS 34.121
 - iii. Set RMC 12.2Kbps + HSDPA mode.
 - iv. Set Cell Power = -86 dBm
 - v. Set HS-DSCH Configuration Type to FRC (H-set 1, QPSK)
 - vi. Select HSDPA Uplink Parameters
 - vii. Set Delta ACK, Delta NACK and Delta CQI = 8
 - viii. Set Ack-Nack Repetition Factor to 3
 - ix. Set CQI Feedback Cycle (k) to 4 ms
 - x. Set CQI Repetition Factor to 2
 - xi. Power Ctrl Mode = All Up bits
- d. The transmitted maximum output power was recorded.

Table C.10.1.4: β values for transmitter characteristics tests with HS-DPCCH

Sub-test	β_c	β_d	β_d (SF)	β_c/β_d	β_{HS} (Note 1, Note 2)	CM (dB) (Note 3)	MPR (dB) (Note 3)
1	2/15	15/15	64	2/15	4/15	0.0	0.0
2	12/15 (Note 4)	15/15 (Note 4)	64	12/15 (Note 4)	24/15	1.0	0.0
3	15/15	8/15	64	15/8	30/15	1.5	0.5
4	15/15	4/15	64	15/4	30/15	1.5	0.5

Note 1: $\Delta_{ACK}, \Delta_{NACK}$ and $\Delta_{CQI} = 30/15$ with $\beta_{HS} = 30/15 * \beta_c$.

Note 2: For the HS-DPCCH power mask requirement test in clause 5.2C, 5.7A, and the Error Vector Magnitude (EVM) with HS-DPCCH test in clause 5.13.1A, and HSDPA EVM with phase discontinuity in clause 5.13.1AA, Δ_{ACK} and $\Delta_{NACK} = 30/15$ with $\beta_{HS} = 30/15 * \beta_c$, and $\Delta_{CQI} = 24/15$ with $\beta_{HS} = 24/15 * \beta_c$.

Note 3: CM = 1 for $\beta_c/\beta_d = 12/15, \beta_{HS}/\beta_c = 24/15$. For all other combinations of DPCCH, DPDCCH and HS-DPCCH the MPR is based on the relative CM difference. This is applicable for only UEs that support HSDPA in release 6 and later releases.

Note 4: For subtest 2 the β_c/β_d ratio of 12/15 for the TFC during the measurement period (TF1, TF0) is achieved by setting the signalled gain factors for the reference TFC (TF1, TF1) to $\beta_c = 11/15$ and $\beta_d = 15/15$.

Setup Configuration

HSUPA Setup Configuration:

- a. The EUT was connected to Base Station Agilent E5515C referred to the Setup Configuration.
- b. The RF path losses were compensated into the measurements.
- c. A call was established between EUT and Base Station with following setting * :
 - i. Call Configs = 5.2B, 5.9B, 5.10B, and 5.13.2B with QPSK
 - ii. Set the Gain Factors (β_c and β_d) and parameters (AG Index) were set according to each specific sub-test in the following table, C11.1.3, quoted from the TS 34.121
 - iii. Set Cell Power = -86 dBm
 - iv. Set Channel Type = 12.2k + HSPA
 - v. Set UE Target Power
 - vi. Power Ctrl Mode= Alternating bits
 - vii. Set and observe the E-TFCl
 - viii. Confirm that E-TFCl is equal to the target E-TFCl of 75 for sub-test 1, and other subtest's E-TFCl
- d. The transmitted maximum output power was recorded.

Table C.11.1.3: β values for transmitter characteristics tests with HS-DPCCH and E-DCH

Sub-test	β_c	β_d	β_d (SF)	β_c/β_d	β_{HS} (Note1)	β_{ec}	β_{ed} (Note 4) (Note 5)	β_{ed} (SF)	β_{ed} (Codes)	CM (dB) (Note 2)	MPR (dB) (Note 2) (Note 6)	AG Index (Note 5)	E-TFCl
1	11/15 (Note 3)	15/15 (Note 3)	64	11/15 (Note 3)	22/15	209/25	1309/225	4	1	1.0	0.0	20	75
2	6/15	15/15	64	6/15	12/15	12/15	94/75	4	1	3.0	2.0	12	67
3	15/15	9/15	64	15/9	30/15	30/15	$\beta_{ed1}: 47/15$ $\beta_{ed2}: 47/15$	4 4	2	2.0	1.0	15	92
4	2/15	15/15	64	2/15	4/15	2/15	56/75	4	1	3.0	2.0	17	71
5	15/15	0	-	-	5/15	5/15	47/15	4	1	1.0	0.0	12	67

Note 1: For sub-test 1 to 4, Δ_{ACK} , Δ_{NACK} and $\Delta_{CQI} = 30/15$ with $\beta_{hs} = 30/15 * \beta_c$. For sub-test 5, Δ_{ACK} , Δ_{NACK} and $\Delta_{CQI} = 5/15$ with $\beta_{hs} = 5/15 * \beta_c$.

Note 2: CM = 1 for $\beta_c/\beta_d = 12/15$, $\beta_{hs}/\beta_c = 24/15$. For all other combinations of DPDCH, DPCCH, HS-DPCCH, E-DPDCH and E-DPCCH the MPR is based on the relative CM difference.

Note 3: For subtest 1 the β_c/β_d ratio of 11/15 for the TFC during the measurement period (TF1, TF0) is achieved by setting the signalled gain factors for the reference TFC (TF1, TF1) to $\beta_c = 10/15$ and $\beta_d = 15/15$.

Note 4: In case of testing by UE using E-DPDCH Physical Layer category 1, Sub-test 3 is omitted according to TS25.306 Table 5.1g.

Note 5: β_{ed} can not be set directly; it is set by Absolute Grant Value.

Note 6: For subtests 2, 3 and 4, UE may perform E-DPDCH power scaling at max power which could results in slightly smaller MPR values.

Setup Configuration

DC-HSDPA 3GPP release 8 Setup Configuration:

- a. The EUT was connected to Base Station Agilent E5515C referred to the Setup Configuration below
- b. The RF path losses were compensated into the measurements.
- c. A call was established between EUT and Base Station with following setting:
 - i. Set RMC 12.2Kbps + HSDPA mode.
 - ii. Set Cell Power = -25 dBm
 - iii. Set HS-DSCH Configuration Type to FRC (H-set 12, QPSK)
 - iv. Select HSDPA Uplink Parameters
 - v. Set Gain Factors (β_c and β_d) and parameters were set according to each Specific sub-test in the following table, C10.1.4, quoted from the TS 34.121
 - a). Subtest 1: $\beta_c/\beta_d=2/15$
 - b). Subtest 2: $\beta_c/\beta_d=12/15$
 - c). Subtest 3: $\beta_c/\beta_d=15/8$
 - d). Subtest 4: $\beta_c/\beta_d=15/4$
 - vi. Set Delta ACK, Delta NACK and Delta CQI = 8
 - vii. Set Ack-Nack Repetition Factor to 3
 - viii. Set CQI Feedback Cycle (k) to 4 ms
 - ix. Set CQI Repetition Factor to 2
 - x. Power Ctrl Mode = All Up bits
- d. The transmitted maximum output power was recorded.

The following tests were conducted according to the test requirements outlines in 3GPP TS 34.121 specification. A summary of these settings are illustrated below:

C.8.1.12 Fixed Reference Channel Definition H-Set 12

Table C.8.1.12: Fixed Reference Channel H-Set 12

Parameter	Unit	Value
Nominal Avg. Inf. Bit Rate	kbps	60
Inter-TTI Distance	TTI's	1
Number of HARQ Processes	Processes	6
Information Bit Payload (N_{INF})	Bits	120
Number Code Blocks	Blocks	1
Binary Channel Bits Per TTI	Bits	960
Total Available SML's in UE	SML's	19200
Number of SML's per HARQ Proc.	SML's	3200
Coding Rate		0.15
Number of Physical Channel Codes	Codes	1
Modulation		QPSK
Note 1: The RMC is intended to be used for DC-HSDPA mode and both cells shall transmit with identical parameters as listed in the table. Note 2: Maximum number of transmission is limited to 1, i.e., retransmission is not allowed. The redundancy and constellation version 0 shall be used.		

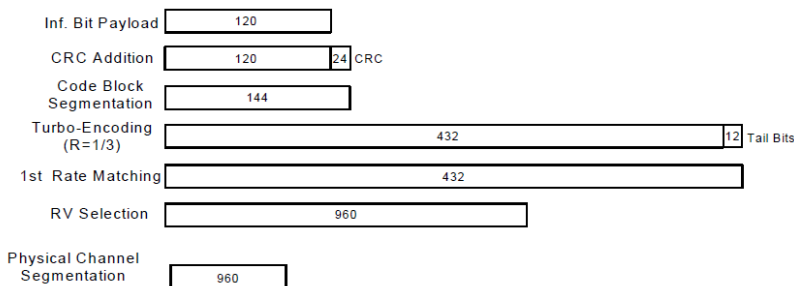


Figure C.8.19: Coding rate for Fixed reference Channel H-Set 12 (QPSK)

Setup Configuration



<WCDMA Conducted Power>

General Note:

1. Per KDB 941225 D01v03r01, for SAR testing is measured using a 12.2 kbps RMC with TPC bits configured to all "1's".
2. Per KDB 941225 D01v03r01, RMC 12.2kbps setting is used to evaluate SAR. The maximum output power and tune-up tolerance specified for production units in HSDPA / HSUPA / DC-HSDPA is $\leq \frac{1}{4}$ dB higher than RMC 12.2Kbps or when the highest reported SAR of the RMC12.2Kbps is scaled by the ratio of specified maximum output power and tune-up tolerance of HSDPA / HSUPA / DC-HSDPA to RMC12.2Kbps and the adjusted SAR is ≤ 1.2 W/kg, SAR measurement is not required for HSDPA / HSUPA / DC-HSDPA, and according to the following RF output power, the output power results of the secondary modes (HSUPA, HSDPA, DC-HSDPA) are less than $\frac{1}{4}$ dB higher than the primary modes; therefore, SAR measurement is not required for HSDPA / HSUPA / DC-HSDPA.

Default Power Mode

Band		WCDMA II			Tune-up Limit (dBm)	WCDMA IV			Tune-up Limit (dBm)	WCDMA V			Tune-up Limit (dBm)
TX Channel		9262	9400	9538		1312	1413	1513		4132	4182	4233	
Rx Channel		9662	9800	9938	1537	1638	1738	4357	4407	4458			
Frequency (MHz)		1852.4	1880	1907.6	1712.4	1732.6	1752.6	826.4	836.4	846.6			
3GPP Rel 99	RMC 12.2Kbps	23.83	23.80	23.74	24.50	23.90	24.02	24.01	24.50	24.19	24.31	24.09	24.50
3GPP Rel 6	HSDPA Subtest-1	22.86	22.80	22.79	23.50	22.93	23.01	23.05	23.50	23.22	23.33	23.10	23.50
3GPP Rel 6	HSDPA Subtest-2	22.83	22.79	22.77	23.50	22.94	22.98	23.08	23.50	23.18	23.38	23.12	23.50
3GPP Rel 6	HSDPA Subtest-3	22.33	22.27	22.25	23.00	22.41	22.53	22.56	23.00	22.67	22.82	22.62	23.00
3GPP Rel 6	HSDPA Subtest-4	22.36	22.32	22.28	23.00	22.40	22.52	22.53	23.00	22.71	22.80	22.62	23.00
3GPP Rel 8	DC-HSDPA Subtest-1	23.04	22.61	22.76	23.50	22.70	23.05	22.69	23.50	22.77	22.47	22.49	23.50
3GPP Rel 8	DC-HSDPA Subtest-2	22.94	22.63	22.60	23.50	22.58	22.94	22.69	23.50	22.90	22.54	22.61	23.50
3GPP Rel 8	DC-HSDPA Subtest-3	22.51	22.10	22.24	23.00	22.20	22.43	22.14	23.00	22.23	21.99	22.02	23.00
3GPP Rel 8	DC-HSDPA Subtest-4	22.47	22.32	22.23	23.00	22.14	22.54	22.26	23.00	22.19	21.91	22.10	23.00
3GPP Rel 6	HSUPA Subtest-1	22.74	22.75	22.72	23.50	22.83	22.98	22.99	23.50	23.15	23.23	23.05	23.50
3GPP Rel 6	HSUPA Subtest-2	20.50	20.47	20.49	21.50	20.57	20.64	20.67	21.50	21.19	21.27	21.01	21.50
3GPP Rel 6	HSUPA Subtest-3	21.51	21.48	21.53	22.50	21.52	21.57	21.70	22.50	22.20	22.28	22.06	22.50
3GPP Rel 6	HSUPA Subtest-4	20.55	20.45	20.53	21.50	20.51	20.63	20.71	21.50	21.14	21.28	21.07	21.50
3GPP Rel 6	HSUPA Subtest-5	22.50	22.50	22.50	23.50	22.50	22.60	22.70	23.50	23.20	23.20	23.10	23.50

Reduced Power Mode

Band		WCDMA II			Tune-up Limit (dBm)	WCDMA IV			Tune-up Limit (dBm)	WCDMA V			Tune-up Limit (dBm)
TX Channel		9262	9400	9538		1312	1413	1513		4132	4182	4233	
Rx Channel		9662	9800	9938	1537	1638	1738	4357	4407	4458			
Frequency (MHz)		1852.4	1880	1907.6	1712.4	1732.6	1752.6	826.4	836.4	846.6			
3GPP Rel 99	RMC 12.2Kbps	12.40	12.44	12.31	14.00	13.88	13.04	13.87	14.50	15.28	15.36	15.21	16.50
3GPP Rel 6	HSDPA Subtest-1	11.79	11.85	11.72	13.00	12.29	12.34	12.09	13.50	14.18	14.26	14.06	15.50
3GPP Rel 6	HSDPA Subtest-2	11.96	11.59	11.79	13.00	12.38	11.93	12.26	13.50	14.13	14.28	14.03	15.50
3GPP Rel 6	HSDPA Subtest-3	11.14	11.43	11.06	12.50	11.67	11.92	11.55	13.00	13.58	13.75	13.60	15.00
3GPP Rel 6	HSDPA Subtest-4	11.26	11.10	11.33	12.50	11.71	11.72	11.77	13.00	13.61	13.75	13.55	15.00
3GPP Rel 8	DC-HSDPA Subtest-1	11.79	11.82	11.92	13.00	12.18	12.35	12.25	13.50	13.75	13.47	13.48	15.50
3GPP Rel 8	DC-HSDPA Subtest-2	11.86	11.73	11.92	13.00	12.50	12.36	12.43	13.50	13.87	13.45	13.61	15.50
3GPP Rel 8	DC-HSDPA Subtest-3	11.33	11.32	11.07	12.50	11.93	11.85	11.65	13.00	13.21	12.97	12.92	15.00
3GPP Rel 8	DC-HSDPA Subtest-4	11.24	11.06	11.41	12.50	11.70	11.52	11.94	13.00	13.13	12.81	13.02	15.00
3GPP Rel 6	HSUPA Subtest-1	11.82	11.76	11.77	13.00	12.45	12.23	12.26	13.50	14.11	14.23	14.00	15.50
3GPP Rel 6	HSUPA Subtest-2	9.96	9.84	9.81	11.00	10.36	10.25	10.36	11.50	12.13	12.17	12.00	13.50
3GPP Rel 6	HSUPA Subtest-3	10.81	10.74	10.78	12.00	11.44	11.41	11.19	12.50	13.17	13.18	13.06	14.50
3GPP Rel 6	HSUPA Subtest-4	9.50	9.87	9.84	11.00	10.08	10.39	10.34	11.50	12.11	12.21	11.97	13.50
3GPP Rel 6	HSUPA Subtest-5	11.80	11.52	11.84	13.00	12.42	11.99	12.37	13.50	14.19	14.16	14.05	15.50

<LTE Conducted Power>

General Note:

1. Anritsu MT8820C base station simulator was used to setup the connection with EUT; the frequency band, channel bandwidth, RB allocation configuration, modulation type are set in the base station simulator to configure EUT transmitting at maximum power and at different configurations which are requested to be reported to FCC, for conducted power measurement and SAR testing.
2. Per KDB 941225 D05v02r05, when a properly configured base station simulator is used for the SAR and power measurements, spectrum plots for each RB allocation and offset configuration is not required.
3. Per KDB 941225 D05v02r05, start with the largest channel bandwidth and measure SAR for QPSK with 1 RB allocation, using the RB offset and required test channel combination with the highest maximum output power for RB offsets at the upper edge, middle and lower edge of each required test channel.
4. Per KDB 941225 D05v02r05, 50% RB allocation for QPSK SAR testing follows 1RB QPSK allocation procedure.
5. Per KDB 941225 D05v02r05, For QPSK with 100% RB allocation, SAR is not required when the highest maximum output power for 100 % RB allocation is less than the highest maximum output power in 50% and 1 RB allocations and the highest reported SAR for 1 RB and 50% RB allocation are ≤ 0.8 W/kg. Otherwise, SAR is measured for the highest output power channel; and if the reported SAR is > 1.45 W/kg, the remaining required test channels must also be tested.
6. Per KDB 941225 D05v02r05, 16QAM output power for each RB allocation configuration is $>$ not $\frac{1}{2}$ dB higher than the same configuration in QPSK and the reported SAR for the QPSK configuration is ≤ 1.45 W/kg; Per KDB 941225 D05v02r05, 16QAM SAR testing is not required.
7. Per KDB 941225 D05v02r05, Smaller bandwidth output power for each RB allocation configuration is $>$ not $\frac{1}{2}$ dB higher than the same configuration in the largest supported bandwidth, and the reported SAR for the largest supported bandwidth is ≤ 1.45 W/kg; Per KDB 941225 D05v02r05, smaller bandwidth SAR testing is not required.
8. For LTE B5/B12/B26 the maximum bandwidth does not support three non-overlapping channels, per KDB 941225 D05v02r05, when a device supports overlapping channel assignment in a channel bandwidth configuration, the middle channel of the group of overlapping channels should be selected for testing.
9. LTE band 4/17/38 SAR test was covered by Band 66/12/41; according to April 2015 TCB workshop, SAR test for overlapping LTE bands can be reduced if
 - a. the maximum output power, including tolerance, for the smaller band is \leq the larger band to qualify for the SAR test exclusion
 - b. the channel bandwidth and other operating parameters for the smaller band are fully supported by the larger band
10. According to 2017 TCB workshop, for 64 QAM and 16 QAM should be verified by checking the signal constellation with a call box to avoid incorrect maximum power levels due to MPR and other requirements associated with signal modulation, and the following figure is taken from the "Fundamental Measurement >> Modulation Analysis >> constellation" mode of the device connect to the MT8821C base station, therefore, the device 64QAM and 16QAM signal modulation are correct.



64QAM



16QAM



Default Power Mode

<LTE Band 2>

BW [MHz]	Modulation	RB Size	RB Offset	Power	Power	Power	Tune-up limit (dBm)	MPR (dB)
				Low	Middle	High		
				Ch. / Freq.	Ch. / Freq.	Ch. / Freq.		
Channel				18700	18900	19100		
Frequency (MHz)				1860	1880	1900		
20	QPSK	1	0	23.42	23.21	23.2	24	0
20	QPSK	1	49	23.27	23.13	23.19		
20	QPSK	1	99	23.24	23.15	23.26		
20	QPSK	50	0	22.48	22.25	22.33	23	1
20	QPSK	50	24	22.45	22.11	22.26		
20	QPSK	50	50	22.44	22.22	22.26		
20	QPSK	100	0	22.46	22.29	22.25	23	1
20	16QAM	1	0	22.77	22.52	22.6		
20	16QAM	1	49	22.66	22.53	22.58		
20	16QAM	1	99	22.62	22.59	22.57	22	2
20	16QAM	50	0	21.37	21.25	21.27		
20	16QAM	50	24	21.47	21.35	21.3		
20	16QAM	50	50	21.47	21.32	21.38	22	2
20	16QAM	100	0	21.45	21.32	21.27		
20	64QAM	1	0	21.55	21.4	21.41		
20	64QAM	1	49	21.56	21.46	21.45	22	2
20	64QAM	1	99	21.59	21.41	21.46		
20	64QAM	50	0	20.39	20.26	20.27		
20	64QAM	50	24	20.47	20.36	20.3	21	3
20	64QAM	50	50	20.48	20.36	20.38		
20	64QAM	100	0	20.45	20.34	20.27		
20	256QAM	1	0	18.55	18.4	18.41	19	5
20	256QAM	1	49	18.56	18.46	18.45		
20	256QAM	1	99	18.59	18.41	18.46		
20	256QAM	50	0	17.39	17.26	17.27	19	5
20	256QAM	50	24	17.47	17.36	17.3		
20	256QAM	50	50	17.48	17.36	17.38		
20	256QAM	100	0	17.45	17.34	17.27		
Channel				18675	18900	19125		
Frequency (MHz)				1857.5	1880	1902.5		
15	QPSK	1	0	23.43	23.33	23.3	24	0
15	QPSK	1	37	23.31	23.16	23.29		
15	QPSK	1	74	23.27	23.21	23.4		
15	QPSK	36	0	22.49	22.25	22.42	23	1
15	QPSK	36	20	22.41	22.42	22.41		
15	QPSK	36	39	22.45	22.46	22.46		
15	QPSK	75	0	22.46	22.42	22.42	23	1
15	16QAM	1	0	22.7	22.55	22.64		
15	16QAM	1	37	22.61	22.57	22.73		
15	16QAM	1	74	22.63	22.54	22.75	22	2
15	16QAM	36	0	21.5	21.24	21.42		
15	16QAM	36	20	21.52	21.36	21.47		
15	16QAM	36	39	21.42	21.4	21.53	22	2
15	16QAM	75	0	21.47	21.35	21.39		
15	64QAM	1	0	21.54	21.41	21.44		
15	64QAM	1	37	21.53	21.47	21.19	22	2
15	64QAM	1	74	21.49	21.53	21.51		
15	64QAM	36	0	20.48	20.28	20.32		
15	64QAM	36	20	20.52	20.44	20.46	21	3



15	64QAM	36	39	20.46	20.39	20.57	19	5
15	64QAM	75	0	20.4	20.42	20.47		
15	256QAM	1	0	18.54	18.41	18.44		
15	256QAM	1	37	18.53	18.47	18.19		
15	256QAM	1	74	18.49	18.53	18.51		
15	256QAM	36	0	17.48	17.28	17.32		
15	256QAM	36	20	17.52	17.44	17.46		
15	256QAM	36	39	17.46	17.39	17.57		
15	256QAM	75	0	17.4	17.42	17.47		
Channel				18650	18900	19150	Tune-up limit (dBm)	MPR (dB)
Frequency (MHz)				1855	1880	1905		
10	QPSK	1	0	23.44	23.23	23.29	24	0
10	QPSK	1	25	23.31	23.25	23.33		
10	QPSK	1	49	23.31	23.27	23.32		
10	QPSK	25	0	22.45	22.31	22.41	23	1
10	QPSK	25	12	22.4	22.41	22.41		
10	QPSK	25	25	22.45	22.45	22.49		
10	QPSK	50	0	22.41	22.36	22.47		
10	16QAM	1	0	22.73	22.53	22.64	23	1
10	16QAM	1	25	22.65	22.52	22.74		
10	16QAM	1	49	22.56	22.54	22.79		
10	16QAM	25	0	21.49	21.27	21.38	22	2
10	16QAM	25	12	21.44	21.41	21.42		
10	16QAM	25	25	21.48	21.44	21.52		
10	16QAM	50	0	21.48	21.42	21.42		
10	64QAM	1	0	21.51	21.39	21.5	22	2
10	64QAM	1	25	21.56	21.47	21.23		
10	64QAM	1	49	21.48	21.52	21.51		
10	64QAM	25	0	20.5	20.33	20.4		
10	64QAM	25	12	20.5	20.47	20.42	21	3
10	64QAM	25	25	20.48	20.47	20.55		
10	64QAM	50	0	20.46	20.42	20.47		
10	256QAM	1	0	18.51	18.39	18.5		
10	256QAM	1	25	18.56	18.47	18.23	19	5
10	256QAM	1	49	18.48	18.52	18.51		
10	256QAM	25	0	17.5	17.33	17.4		
10	256QAM	25	12	17.5	17.47	17.42		
10	256QAM	25	25	17.48	17.47	17.55		
10	256QAM	50	0	17.46	17.42	17.47		
Channel				18625	18900	19175	Tune-up limit (dBm)	MPR (dB)
Frequency (MHz)				1852.5	1880	1907.5		
5	QPSK	1	0	23.4	23.27	23.34	24	0
5	QPSK	1	12	23.31	23.16	23.34		
5	QPSK	1	24	23.21	23.29	23.35		
5	QPSK	12	0	22.43	22.25	22.32	23	1
5	QPSK	12	7	22.48	22.35	22.44		
5	QPSK	12	13	22.41	22.44	22.46		
5	QPSK	25	0	22.5	22.36	22.37		
5	16QAM	1	0	22.65	22.62	22.66	23	1
5	16QAM	1	12	22.56	22.55	22.65		
5	16QAM	1	24	22.63	22.54	22.78		
5	16QAM	12	0	21.46	21.34	21.34	22	2
5	16QAM	12	7	21.5	21.4	21.4		
5	16QAM	12	13	21.39	21.37	21.5		
5	16QAM	25	0	21.46	21.37	21.45		
5	64QAM	1	0	21.51	21.4	21.42		



5	64QAM	1	12	21.48	21.47	21.18	21	3
5	64QAM	1	24	21.49	21.47	21.49		
5	64QAM	12	0	20.48	20.32	20.32		
5	64QAM	12	7	20.53	20.41	20.49		
5	64QAM	12	13	20.47	20.39	20.6		
5	64QAM	25	0	20.5	20.39	20.41		
5	256QAM	1	0	18.51	18.4	18.42	19	5
5	256QAM	1	12	18.48	18.47	18.18		
5	256QAM	1	24	18.49	18.47	18.49		
5	256QAM	12	0	17.48	17.32	17.32		
5	256QAM	12	7	17.53	17.41	17.49		
5	256QAM	12	13	17.47	17.39	17.6		
5	256QAM	25	0	17.5	17.39	17.41		
Channel				18615	18900	19185	Tune-up limit (dBm)	MPR (dB)
Frequency (MHz)				1851.5	1880	1908.5		
3	QPSK	1	0	23.41	23.29	23.32	24	0
3	QPSK	1	8	23.29	23.23	23.31		
3	QPSK	1	14	23.31	23.25	23.33		
3	QPSK	8	0	22.49	22.24	22.36	23	1
3	QPSK	8	4	22.41	22.37	22.36		
3	QPSK	8	7	22.42	22.43	22.54		
3	QPSK	15	0	22.45	22.4	22.4		
3	16QAM	1	0	22.65	22.53	22.7	23	1
3	16QAM	1	8	22.66	22.52	22.7		
3	16QAM	1	14	22.64	22.52	22.75		
3	16QAM	8	0	21.44	21.29	21.42	22	2
3	16QAM	8	4	21.5	21.38	21.39		
3	16QAM	8	7	21.48	21.36	21.55		
3	16QAM	15	0	21.47	21.34	21.41		
3	64QAM	1	0	21.51	21.44	21.46		
3	64QAM	1	8	21.57	21.39	21.16	22	2
3	64QAM	1	14	21.53	21.52	21.52		
3	64QAM	8	0	20.46	20.35	20.36		
3	64QAM	8	4	20.48	20.4	20.48	21	3
3	64QAM	8	7	20.43	20.47	20.59		
3	64QAM	15	0	20.44	20.41	20.47		
3	256QAM	1	0	18.51	18.44	18.46		
3	256QAM	1	8	18.57	18.39	18.16	19	5
3	256QAM	1	14	18.53	18.52	18.52		
3	256QAM	8	0	17.46	17.35	17.36		
3	256QAM	8	4	17.48	17.4	17.48		
3	256QAM	8	7	17.43	17.47	17.59		
3	256QAM	15	0	17.44	17.41	17.47		
Channel				18607	18900	19193		
Frequency (MHz)				1850.7	1880	1909.3		
1.4	QPSK	1	0	23.39	23.24	23.28	24	0
1.4	QPSK	1	3	23.3	23.21	23.24		
1.4	QPSK	1	5	23.29	23.25	23.41		
1.4	QPSK	3	0	23.38	23.31	23.28		
1.4	QPSK	3	1	23.26	23.2	23.27		
1.4	QPSK	3	3	23.21	23.24	23.39	23	1
1.4	16QAM	6	0	22.41	22.41	22.45		
1.4	16QAM	1	0	22.65	22.52	22.64	23	1
1.4	16QAM	1	3	22.56	22.57	22.71		
1.4	16QAM	1	5	22.63	22.59	22.75		
1.4	16QAM	3	0	22.72	22.59	22.63		



1.4	16QAM	3	1	22.63	22.51	22.73		
1.4	16QAM	3	3	22.6	22.58	22.72		
1.4	16QAM	6	0	21.44	21.33	21.36	22	2
1.4	64QAM	1	0	21.51	21.35	21.44	22	2
1.4	64QAM	1	3	21.54	21.44	21.23		
1.4	64QAM	1	5	21.47	21.49	21.56		
1.4	64QAM	3	0	21.52	21.44	21.48		
1.4	64QAM	3	1	21.48	21.41	21.14		
1.4	64QAM	3	3	21.54	21.53	21.48		
1.4	64QAM	6	0	20.41	20.41	20.47	21	3
1.4	256QAM	1	0	18.51	18.35	18.44	19	5
1.4	256QAM	1	3	18.54	18.44	18.23		
1.4	256QAM	1	5	18.47	18.49	18.56		
1.4	256QAM	3	0	18.52	18.44	18.48		
1.4	256QAM	3	1	18.48	18.41	18.14		
1.4	256QAM	3	3	18.54	18.53	18.48		
1.4	256QAM	6	0	17.41	17.41	17.47		

<LTE Band 2 MIMO 2>

BW [MHz]	Modulation	RB Size	RB Offset	Power	Power	Power	Tune-up limit (dBm)	MPR (dB)
				Low	Middle	High		
				Ch. / Freq.	Ch. / Freq.	Ch. / Freq.		
Channel				18700	18900	19100		
Frequency (MHz)				1860	1880	1900		
20	QPSK	1	0	23.33	23.34	23.35	24	0
20	QPSK	1	49	23.09	23.16	23.03		
20	QPSK	1	99	22.95	22.88	22.89		
20	QPSK	50	0	22.49	22.48	22.62	23	1
20	QPSK	50	24	22.46	22.28	22.43		
20	QPSK	50	50	22.45	22.4	22.61		
20	QPSK	100	0	22.67	22.52	22.68		
20	16QAM	1	0	22.77	22.68	22.75	23	1
20	16QAM	1	49	22.74	22.63	22.57		
20	16QAM	1	99	22.57	22.53	22.59		
20	16QAM	50	0	21.51	21.42	21.34	22	2
20	16QAM	50	24	21.48	21.4	21.19		
20	16QAM	50	50	21.52	21.42	21.48		
20	16QAM	100	0	21.72	21.47	21.5		
20	64QAM	1	0	21.62	21.54	21.5	22	2
20	64QAM	1	49	21.47	21.42	21.52		
20	64QAM	1	99	21.52	21.52	21.47		
20	64QAM	50	0	20.59	20.49	20.48	21	3
20	64QAM	50	24	20.43	20.3	20.42		
20	64QAM	50	50	20.47	20.4	20.33		
20	64QAM	100	0	20.67	20.55	20.58		
20	256QAM	1	0	18.62	18.54	18.5	19	5
20	256QAM	1	49	18.47	18.42	18.52		
20	256QAM	1	99	18.52	18.52	18.47		
20	256QAM	50	0	17.59	17.49	17.48		
20	256QAM	50	24	17.43	17.3	17.42		
20	256QAM	50	50	17.47	17.4	17.33		
20	256QAM	100	0	17.67	17.55	17.58		
Channel				18675	18900	19125	Tune-up limit (dBm)	MPR (dB)
Frequency (MHz)				1857.5	1880	1902.5		



15	QPSK	1	0	23.23	23.31	23.28	24	0		
15	QPSK	1	37	23.16	23.08	22.96				
15	QPSK	1	74	22.85	22.85	22.8				
15	QPSK	36	0	22.47	22.51	22.67	23	1		
15	QPSK	36	20	22.53	22.33	22.47				
15	QPSK	36	39	22.62	22.43	22.58				
15	QPSK	75	0	22.71	22.55	22.58	23	1		
15	16QAM	1	0	22.77	22.62	22.69				
15	16QAM	1	37	22.73	22.64	22.59				
15	16QAM	1	74	22.58	22.55	22.59	22	2		
15	16QAM	36	0	21.52	21.45	21.41				
15	16QAM	36	20	21.46	21.41	21.27				
15	16QAM	36	39	21.53	21.51	21.42	22	2		
15	16QAM	75	0	21.68	21.48	21.56				
15	64QAM	1	0	21.61	21.48	21.44				
15	64QAM	1	37	21.56	21.41	21.53	21	3		
15	64QAM	1	74	21.47	21.45	21.44				
15	64QAM	36	0	20.59	20.51	20.53				
15	64QAM	36	20	20.48	20.32	20.37	19	5		
15	64QAM	36	39	20.56	20.34	20.31				
15	64QAM	75	0	20.68	20.52	20.56				
15	256QAM	1	0	18.61	18.48	18.44	19	5		
15	256QAM	1	37	18.56	18.41	18.53				
15	256QAM	1	74	18.47	18.45	18.44				
15	256QAM	36	0	17.59	17.51	17.53	19	5		
15	256QAM	36	20	17.48	17.32	17.37				
15	256QAM	36	39	17.56	17.34	17.31				
15	256QAM	75	0	17.68	17.52	17.56	19	5		
Channel				18650	18900	19150			Tune-up limit (dBm)	MPR (dB)
Frequency (MHz)				1855	1880	1905				
10	QPSK	1	0	23.27	23.27	23.2	24	0		
10	QPSK	1	25	23.09	23.12	22.97				
10	QPSK	1	49	22.9	22.93	22.8				
10	QPSK	25	0	22.52	22.55	22.59	23	1		
10	QPSK	25	12	22.46	22.36	22.45				
10	QPSK	25	25	22.63	22.49	22.57				
10	QPSK	50	0	22.72	22.48	22.6	23	1		
10	16QAM	1	0	22.77	22.6	22.67				
10	16QAM	1	25	22.75	22.7	22.64				
10	16QAM	1	49	22.53	22.54	22.56	22	2		
10	16QAM	25	0	21.53	21.42	21.37				
10	16QAM	25	12	21.38	21.42	21.28				
10	16QAM	25	25	21.52	21.48	21.46	22	2		
10	16QAM	50	0	21.69	21.45	21.52				
10	64QAM	1	0	21.56	21.52	21.5				
10	64QAM	1	25	21.46	21.41	21.52	22	2		
10	64QAM	1	49	21.5	21.49	21.38				
10	64QAM	25	0	20.59	20.42	20.49				
10	64QAM	25	12	20.52	20.28	20.37	21	3		
10	64QAM	25	25	20.46	20.35	20.37				
10	64QAM	50	0	20.71	20.47	20.55				
10	256QAM	1	0	18.56	18.52	18.5	19	5		
10	256QAM	1	25	18.46	18.41	18.52				
10	256QAM	1	49	18.5	18.49	18.38				
10	256QAM	25	0	17.59	17.42	17.49	19	5		
10	256QAM	25	12	17.52	17.28	17.37				



10	256QAM	25	25	17.46	17.35	17.37		
10	256QAM	50	0	17.71	17.47	17.55		
Channel				18625	18900	19175	Tune-up limit (dBm)	MPR (dB)
Frequency (MHz)				1852.5	1880	1907.5		
5	QPSK	1	0	23.23	23.33	23.25	24	0
5	QPSK	1	12	23.17	23.16	22.97		
5	QPSK	1	24	22.92	22.87	22.85		
5	QPSK	12	0	22.5	22.51	22.65	23	1
5	QPSK	12	7	22.49	22.34	22.4		
5	QPSK	12	13	22.64	22.47	22.57		
5	QPSK	25	0	22.62	22.49	22.62	23	1
5	16QAM	1	0	22.83	22.63	22.72		
5	16QAM	1	12	22.71	22.63	22.6		
5	16QAM	1	24	22.54	22.49	22.53	22	2
5	16QAM	12	0	21.53	21.41	21.41		
5	16QAM	12	7	21.47	21.34	21.29		
5	16QAM	12	13	21.5	21.48	21.43	22	2
5	16QAM	25	0	21.66	21.47	21.49		
5	64QAM	1	0	21.61	21.51	21.5		
5	64QAM	1	12	21.51	21.5	21.53	22	2
5	64QAM	1	24	21.55	21.47	21.43		
5	64QAM	12	0	20.6	20.45	20.47		
5	64QAM	12	7	20.42	20.27	20.42	21	3
5	64QAM	12	13	20.48	20.36	20.32		
5	64QAM	25	0	20.67	20.46	20.59		
5	256QAM	1	0	18.61	18.51	18.5	19	5
5	256QAM	1	12	18.51	18.5	18.53		
5	256QAM	1	24	18.55	18.47	18.43		
5	256QAM	12	0	17.6	17.45	17.47		
5	256QAM	12	7	17.42	17.27	17.42		
5	256QAM	12	13	17.48	17.36	17.32		
5	256QAM	25	0	17.67	17.46	17.59		
Channel				18615	18900	19185	Tune-up limit (dBm)	MPR (dB)
Frequency (MHz)				1851.5	1880	1908.5		
3	QPSK	1	0	23.29	23.26	23.26	24	0
3	QPSK	1	8	23.14	23.15	22.98		
3	QPSK	1	14	22.87	22.88	22.85		
3	QPSK	8	0	22.56	22.5	22.65	23	1
3	QPSK	8	4	22.48	22.27	22.48		
3	QPSK	8	7	22.6	22.45	22.61		
3	QPSK	15	0	22.7	22.56	22.64	23	1
3	16QAM	1	0	22.79	22.63	22.73		
3	16QAM	1	8	22.71	22.7	22.64		
3	16QAM	1	14	22.53	22.54	22.57	22	2
3	16QAM	8	0	21.54	21.41	21.43		
3	16QAM	8	4	21.45	21.4	21.24		
3	16QAM	8	7	21.55	21.41	21.41	22	2
3	16QAM	15	0	21.68	21.49	21.55		
3	64QAM	1	0	21.63	21.56	21.45		
3	64QAM	1	8	21.49	21.44	21.55	22	2
3	64QAM	1	14	21.5	21.5	21.41		
3	64QAM	8	0	20.6	20.44	20.5		
3	64QAM	8	4	20.45	20.24	20.37	21	3
3	64QAM	8	7	20.52	20.4	20.35		
3	64QAM	15	0	20.69	20.55	20.55		
3	256QAM	1	0	18.63	18.56	18.45	19	5



3	256QAM	1	8	18.49	18.44	18.55		
3	256QAM	1	14	18.5	18.5	18.41		
3	256QAM	8	0	17.6	17.44	17.5		
3	256QAM	8	4	17.45	17.24	17.37		
3	256QAM	8	7	17.52	17.4	17.35		
3	256QAM	15	0	17.69	17.55	17.55		
Channel				18607	18900	19193	Tune-up limit (dBm)	MPR (dB)
Frequency (MHz)				1850.7	1880	1909.3		
1.4	QPSK	1	0	23.27	23.29	23.26	24	0
1.4	QPSK	1	3	23.01	23.06	23.02		
1.4	QPSK	1	5	22.82	22.83	22.83		
1.4	QPSK	3	0	23.26	23.21	23.22		
1.4	QPSK	3	1	23.09	23.14	22.97		
1.4	QPSK	3	3	22.93	22.86	22.76		
1.4	QPSK	6	0	22.54	22.56	22.62	23	1
1.4	16QAM	1	0	22.8	22.63	22.66	23	1
1.4	16QAM	1	3	22.78	22.65	22.55		
1.4	16QAM	1	5	22.44	22.48	22.49		
1.4	16QAM	3	0	22.69	22.67	22.73		
1.4	16QAM	3	1	22.74	22.63	22.53		
1.4	16QAM	3	3	22.48	22.47	22.6		
1.4	16QAM	6	0	21.65	21.51	21.52	22	2
1.4	64QAM	1	0	21.53	21.49	21.41	22	2
1.4	64QAM	1	3	21.38	21.37	21.39		
1.4	64QAM	1	5	21.47	21.46	21.42		
1.4	64QAM	3	0	21.48	21.48	21.5		
1.4	64QAM	3	1	21.45	21.38	21.54		
1.4	64QAM	3	3	21.5	21.4	21.36		
1.4	64QAM	6	0	20.58	20.42	20.5	21	3
1.4	256QAM	1	0	18.53	18.49	18.41	19	5
1.4	256QAM	1	3	18.38	18.37	18.39		
1.4	256QAM	1	5	18.47	18.46	18.42		
1.4	256QAM	3	0	18.48	18.48	18.5		
1.4	256QAM	3	1	18.45	18.38	18.54		
1.4	256QAM	3	3	18.5	18.4	18.36		
1.4	256QAM	6	0	17.58	17.42	17.5		

<LTE Band 4>

BW [MHz]	Modulation	RB Size	RB Offset	Power	Power	Power	Tune-up limit (dBm)	MPR (dB)
				Low	Middle	High		
				Ch. / Freq.	Ch. / Freq.	Ch. / Freq.		
Channel				20050	20175	20300		
Frequency (MHz)				1720	1732.5	1745		
20	QPSK	1	0	23.62	23.57	23.55	24	0
20	QPSK	1	49	23.45	23.36	23.35		
20	QPSK	1	99	23.46	23.32	23.38		
20	QPSK	50	0	22.77	22.67	22.57	23	1
20	QPSK	50	24	22.71	22.6	22.53		
20	QPSK	50	50	22.55	22.5	22.54		
20	QPSK	100	0	22.68	22.63	22.52	23	1
20	16QAM	1	0	22.95	22.87	22.86		
20	16QAM	1	49	22.79	22.71	22.73		
20	16QAM	1	99	22.8	22.66	22.77	22	2
20	16QAM	50	0	21.75	21.68	21.58		
20	16QAM	50	24	21.7	21.62	21.52		



20	16QAM	50	50	21.55	21.54	21.54		
20	16QAM	100	0	21.68	21.61	21.47		
20	64QAM	1	0	21.85	21.81	21.71	22	2
20	64QAM	1	49	21.68	21.62	21.57		
20	64QAM	1	99	21.63	21.61	21.62		
20	64QAM	50	0	20.77	20.7	20.62	21	3
20	64QAM	50	24	20.71	20.64	20.53		
20	64QAM	50	50	20.56	20.56	20.55		
20	64QAM	100	0	20.71	20.61	20.55		
20	256QAM	1	0	18.85	18.81	18.71	19	5
20	256QAM	1	49	18.68	18.62	18.57		
20	256QAM	1	99	18.63	18.61	18.62		
20	256QAM	50	0	17.77	17.7	17.62		
20	256QAM	50	24	17.71	17.64	17.53		
20	256QAM	50	50	17.56	17.56	17.55		
20	256QAM	100	0	17.71	17.61	17.55		
Channel				20025	20175	20325	Tune-up limit (dBm)	MPR (dB)
Frequency (MHz)				1717.5	1732.5	1747.5		
15	QPSK	1	0	23.53	23.56	23.58	24	0
15	QPSK	1	37	23.42	23.46	23.34		
15	QPSK	1	74	23.4	23.49	23.39		
15	QPSK	36	0	22.6	22.67	22.57	23	1
15	QPSK	36	20	22.64	22.57	22.52		
15	QPSK	36	39	22.62	22.64	22.53		
15	QPSK	75	0	22.66	22.67	22.53		
15	16QAM	1	0	22.62	22.68	22.61	23	1
15	16QAM	1	37	22.43	22.6	22.46		
15	16QAM	1	74	22.49	22.7	22.48		
15	16QAM	36	0	21.61	21.69	21.53	22	2
15	16QAM	36	20	21.64	21.59	21.57		
15	16QAM	36	39	21.55	21.65	21.53		
15	16QAM	75	0	21.65	21.63	21.52		
15	64QAM	1	0	21.72	21.63	21.65		
15	64QAM	1	37	21.62	21.72	21.52	22	2
15	64QAM	1	74	21.73	21.68	21.63		
15	64QAM	36	0	20.68	20.67	20.64		
15	64QAM	36	20	20.73	20.65	20.56	21	3
15	64QAM	36	39	20.65	20.65	20.59		
15	64QAM	75	0	20.62	20.65	20.55		
15	256QAM	1	0	18.72	18.63	18.65		
15	256QAM	1	37	18.62	18.72	18.52	19	5
15	256QAM	1	74	18.73	18.68	18.63		
15	256QAM	36	0	17.68	17.67	17.64		
15	256QAM	36	20	17.73	17.65	17.56		
15	256QAM	36	39	17.65	17.65	17.59		
15	256QAM	75	0	17.62	17.65	17.55		
Channel				20000	20175	20350	Tune-up limit (dBm)	MPR (dB)
Frequency (MHz)				1715	1732.5	1750		
10	QPSK	1	0	23.55	23.55	23.55	24	0
10	QPSK	1	25	23.41	23.42	23.39		
10	QPSK	1	49	23.43	23.46	23.41		
10	QPSK	25	0	22.63	22.63	22.56	23	1
10	QPSK	25	12	22.67	22.56	22.57		
10	QPSK	25	25	22.55	22.62	22.54		
10	QPSK	50	0	22.65	22.64	22.52		
10	16QAM	1	0	22.63	22.65	22.57	23	1



10	16QAM	1	25	22.51	22.59	22.51		
10	16QAM	1	49	22.53	22.73	22.42		
10	16QAM	25	0	21.6	21.64	21.54	22	2
10	16QAM	25	12	21.65	21.59	21.61		
10	16QAM	25	25	21.61	21.56	21.51		
10	16QAM	50	0	21.58	21.56	21.58		
10	64QAM	1	0	21.66	21.64	21.63		
10	64QAM	1	25	21.68	21.73	21.52	22	2
10	64QAM	1	49	21.66	21.77	21.65		
10	64QAM	25	0	20.69	20.7	20.61		
10	64QAM	25	12	20.65	20.67	20.57	21	3
10	64QAM	25	25	20.58	20.66	20.51		
10	64QAM	50	0	20.69	20.57	20.62		
10	256QAM	1	0	18.66	18.64	18.63	19	5
10	256QAM	1	25	18.68	18.73	18.52		
10	256QAM	1	49	18.66	18.77	18.65		
10	256QAM	25	0	17.69	17.7	17.61		
10	256QAM	25	12	17.65	17.67	17.57		
10	256QAM	25	25	17.58	17.66	17.51		
10	256QAM	50	0	17.69	17.57	17.62		
Channel				19975	20175	20375	Tune-up limit (dBm)	MPR (dB)
Frequency (MHz)				1712.5	1732.5	1752.5		
5	QPSK	1	0	23.59	23.57	23.54	24	0
5	QPSK	1	12	23.44	23.48	23.41		
5	QPSK	1	24	23.41	23.49	23.41		
5	QPSK	12	0	22.65	22.72	22.53	23	1
5	QPSK	12	7	22.62	22.57	22.53		
5	QPSK	12	13	22.55	22.58	22.46		
5	QPSK	25	0	22.6	22.58	22.57		
5	16QAM	1	0	22.56	22.72	22.62	23	1
5	16QAM	1	12	22.52	22.68	22.46		
5	16QAM	1	24	22.48	22.73	22.5		
5	16QAM	12	0	21.68	21.72	21.56	22	2
5	16QAM	12	7	21.67	21.61	21.57		
5	16QAM	12	13	21.59	21.57	21.5		
5	16QAM	25	0	21.67	21.57	21.53		
5	64QAM	1	0	21.65	21.61	21.64	22	2
5	64QAM	1	12	21.66	21.66	21.52		
5	64QAM	1	24	21.68	21.74	21.6		
5	64QAM	12	0	20.68	20.76	20.55	21	3
5	64QAM	12	7	20.74	20.69	20.64		
5	64QAM	12	13	20.57	20.62	20.54		
5	64QAM	25	0	20.65	20.55	20.62		
5	256QAM	1	0	18.65	18.61	18.64	19	5
5	256QAM	1	12	18.66	18.66	18.52		
5	256QAM	1	24	18.68	18.74	18.6		
5	256QAM	12	0	17.68	17.76	17.55		
5	256QAM	12	7	17.74	17.69	17.64		
5	256QAM	12	13	17.57	17.62	17.54		
5	256QAM	25	0	17.65	17.55	17.62		
Channel				19965	20175	20385	Tune-up limit (dBm)	MPR (dB)
Frequency (MHz)				1711.5	1732.5	1753.5		
3	QPSK	1	0	23.62	23.56	23.52	24	0
3	QPSK	1	8	23.37	23.4	23.4		
3	QPSK	1	14	23.41	23.48	23.36		
3	QPSK	8	0	22.63	22.66	22.59	23	1



3	QPSK	8	4	22.62	22.57	22.53		
3	QPSK	8	7	22.57	22.56	22.55		
3	QPSK	15	0	22.62	22.64	22.58		
3	16QAM	1	0	22.61	22.74	22.62	23	1
3	16QAM	1	8	22.44	22.66	22.48		
3	16QAM	1	14	22.52	22.78	22.5		
3	16QAM	8	0	21.6	21.69	21.59	22	2
3	16QAM	8	4	21.62	21.6	21.52		
3	16QAM	8	7	21.55	21.59	21.57		
3	16QAM	15	0	21.64	21.6	21.56		
3	64QAM	1	0	21.72	21.59	21.62	22	2
3	64QAM	1	8	21.66	21.66	21.54		
3	64QAM	1	14	21.7	21.73	21.55		
3	64QAM	8	0	20.64	20.66	20.59	21	3
3	64QAM	8	4	20.72	20.66	20.63		
3	64QAM	8	7	20.67	20.61	20.52		
3	64QAM	15	0	20.62	20.63	20.6		
3	256QAM	1	0	18.72	18.59	18.62	19	5
3	256QAM	1	8	18.66	18.66	18.54		
3	256QAM	1	14	18.7	18.73	18.55		
3	256QAM	8	0	17.64	17.66	17.59		
3	256QAM	8	4	17.72	17.66	17.63		
3	256QAM	8	7	17.67	17.61	17.52		
3	256QAM	15	0	17.62	17.63	17.6		
Channel				19957	20175	20393	Tune-up limit (dBm)	MPR (dB)
Frequency (MHz)				1710.7	1732.5	1754.3		
1.4	QPSK	1	0	23.59	23.57	23.58	24	0
1.4	QPSK	1	3	23.44	23.45	23.39		
1.4	QPSK	1	5	23.44	23.48	23.37		
1.4	QPSK	3	0	23.57	23.57	23.53		
1.4	QPSK	3	1	23.41	23.38	23.37		
1.4	QPSK	3	3	23.42	23.45	23.37		
1.4	QPSK	6	0	22.66	22.61	22.56	23	1
1.4	16QAM	1	0	22.57	22.73	22.55	23	1
1.4	16QAM	1	3	22.49	22.68	22.5		
1.4	16QAM	1	5	22.51	22.73	22.49		
1.4	16QAM	3	0	22.56	22.64	22.61		
1.4	16QAM	3	1	22.46	22.59	22.49		
1.4	16QAM	3	3	22.49	22.7	22.46		
1.4	16QAM	6	0	21.66	21.62	21.58	22	2
1.4	64QAM	1	0	21.71	21.59	21.6	22	2
1.4	64QAM	1	3	21.6	21.73	21.6		
1.4	64QAM	1	5	21.7	21.69	21.59		
1.4	64QAM	3	0	21.64	21.62	21.7		
1.4	64QAM	3	1	21.64	21.69	21.6		
1.4	64QAM	3	3	21.7	21.75	21.59		
1.4	64QAM	6	0	20.71	20.59	20.64	21	3
1.4	256QAM	1	0	18.71	18.59	18.6	19	5
1.4	256QAM	1	3	18.6	18.73	18.6		
1.4	256QAM	1	5	18.7	18.69	18.59		
1.4	256QAM	3	0	18.64	18.62	18.7		
1.4	256QAM	3	1	18.64	18.69	18.6		
1.4	256QAM	3	3	18.7	18.75	18.59		
1.4	256QAM	6	0	17.71	17.59	17.64		



<LTE Band 5>

BW [MHz]	Modulation	RB Size	RB Offset	Power	Power	Power	Tune-up limit (dBm)	MPR (dB)
				Low	Middle	High		
				Ch. / Freq.	Ch. / Freq.	Ch. / Freq.		
Channel				20450	20525	20600		
Frequency (MHz)				829	836.5	844		
10	QPSK	1	0	23.85	23.89	23.77	24.5	0
10	QPSK	1	25	23.84	23.83	23.67		
10	QPSK	1	49	23.85	23.83	23.65		
10	QPSK	25	0	22.91	22.95	22.81	23.5	1
10	QPSK	25	12	22.99	22.93	22.91		
10	QPSK	25	25	22.97	22.94	22.87		
10	QPSK	50	0	22.98	22.92	22.92	23.5	1
10	16QAM	1	0	23.25	23.15	23.14		
10	16QAM	1	25	23.2	23.15	23.04		
10	16QAM	1	49	23.3	23.1	23.04	22.5	2
10	16QAM	25	0	21.91	21.87	21.8		
10	16QAM	25	12	22	21.89	21.92		
10	16QAM	25	25	21.96	21.89	21.9	22.5	2
10	16QAM	50	0	21.99	21.89	21.88		
10	64QAM	1	0	22.09	22.09	21.97		
10	64QAM	1	25	22.11	22.1	22.01	22.5	2
10	64QAM	1	49	22.1	22.03	21.95		
10	64QAM	25	0	20.89	20.94	20.85		
10	64QAM	25	12	21.03	20.94	20.96	21.5	3
10	64QAM	25	25	20.99	20.95	20.9		
10	64QAM	50	0	20.98	20.92	20.89		
10	256QAM	1	0	19.09	19.09	18.97	19.5	5
10	256QAM	1	25	19.11	19.1	19.01		
10	256QAM	1	49	19.1	19.03	18.95		
10	256QAM	25	0	17.89	17.94	17.85		
10	256QAM	25	12	18.03	17.94	17.96		
10	256QAM	25	25	17.99	17.95	17.9		
10	256QAM	50	0	17.98	17.92	17.89		
Channel				20425	20525	20625	Tune-up limit (dBm)	MPR (dB)
Frequency (MHz)				826.5	836.5	846.5		
5	QPSK	1	0	23.69	23.61	23.56	24.5	0
5	QPSK	1	12	23.76	23.63	23.51		
5	QPSK	1	24	23.71	23.54	23.38		
5	QPSK	12	0	22.81	22.69	22.6	23.5	1
5	QPSK	12	7	22.88	22.69	22.74		
5	QPSK	12	13	22.88	22.71	22.7		
5	QPSK	25	0	22.89	22.84	22.7	23.5	1
5	16QAM	1	0	23.14	23.01	23.02		
5	16QAM	1	12	23.08	23.02	22.83		
5	16QAM	1	24	23.06	22.95	22.82	22.5	2
5	16QAM	12	0	21.76	21.76	21.66		
5	16QAM	12	7	21.9	21.68	21.73		
5	16QAM	12	13	21.81	21.7	21.67	22.5	2
5	16QAM	25	0	21.85	21.8	21.74		
5	64QAM	1	0	21.94	21.81	21.78		
5	64QAM	1	12	21.99	21.96	21.77	22.5	2
5	64QAM	1	24	21.84	21.86	21.79		
5	64QAM	12	0	20.79	20.81	20.65		
5	64QAM	12	7	20.9	20.8	20.75	21.5	3
5	64QAM	12	13	20.89	20.81	20.72		



5	64QAM	25	0	20.83	20.85	20.69	19.5	5
5	256QAM	1	0	18.94	18.81	18.78		
5	256QAM	1	12	18.99	18.96	18.77		
5	256QAM	1	24	18.84	18.86	18.79		
5	256QAM	12	0	17.79	17.81	17.65		
5	256QAM	12	7	17.9	17.8	17.75		
5	256QAM	12	13	17.89	17.81	17.72		
5	256QAM	25	0	17.83	17.85	17.69		
Channel				20415	20525	20635	Tune-up limit (dBm)	MPR (dB)
Frequency (MHz)				825.5	836.5	847.5		
3	QPSK	1	0	23.67	23.64	23.65	24.5	0
3	QPSK	1	8	23.75	23.65	23.51		
3	QPSK	1	14	23.75	23.59	23.45		
3	QPSK	8	0	22.78	22.77	22.68	23.5	1
3	QPSK	8	4	22.86	22.7	22.73		
3	QPSK	8	7	22.85	22.75	22.76		
3	QPSK	15	0	22.84	22.81	22.74		
3	16QAM	1	0	23.1	23.02	22.96	23.5	1
3	16QAM	1	8	23.07	22.97	22.89		
3	16QAM	1	14	23.08	22.95	22.88		
3	16QAM	8	0	21.8	21.7	21.71	22.5	2
3	16QAM	8	4	21.82	21.74	21.71		
3	16QAM	8	7	21.89	21.71	21.67		
3	16QAM	15	0	21.89	21.8	21.68		
3	64QAM	1	0	21.95	21.8	21.8	22.5	2
3	64QAM	1	8	22.05	21.86	21.84		
3	64QAM	1	14	21.9	21.8	21.8		
3	64QAM	8	0	20.88	20.78	20.66	21.5	3
3	64QAM	8	4	20.93	20.7	20.76		
3	64QAM	8	7	20.88	20.8	20.76		
3	64QAM	15	0	20.83	20.8	20.7		
3	256QAM	1	0	18.95	18.8	18.8	19.5	5
3	256QAM	1	8	19.05	18.86	18.84		
3	256QAM	1	14	18.9	18.8	18.8		
3	256QAM	8	0	17.88	17.78	17.66		
3	256QAM	8	4	17.93	17.7	17.76		
3	256QAM	8	7	17.88	17.8	17.76		
3	256QAM	15	0	17.83	17.8	17.7		
Channel				20407	20525	20643	Tune-up limit (dBm)	MPR (dB)
Frequency (MHz)				824.7	836.5	848.3		
1.4	QPSK	1	0	23.76	23.65	23.62	24.5	0
1.4	QPSK	1	3	23.7	23.66	23.53		
1.4	QPSK	1	5	23.66	23.58	23.48		
1.4	QPSK	3	0	23.7	23.67	23.62		
1.4	QPSK	3	1	23.74	23.61	23.56		
1.4	QPSK	3	3	23.7	23.55	23.4		
1.4	QPSK	6	0	22.8	22.84	22.77	23.5	1
1.4	16QAM	1	0	23.11	23.06	22.96	23.5	1
1.4	16QAM	1	3	23.04	22.94	22.83		
1.4	16QAM	1	5	23.04	22.89	22.83		
1.4	16QAM	3	0	23.07	22.99	22.96		
1.4	16QAM	3	1	23.01	23.02	22.92		
1.4	16QAM	3	3	23.03	22.96	22.82		
1.4	16QAM	6	0	21.92	21.78	21.7	22.5	2
1.4	64QAM	1	0	21.98	21.83	21.73	22.5	2
1.4	64QAM	1	3	22.01	21.96	21.85		



1.4	64QAM	1	5	21.88	21.86	21.75		
1.4	64QAM	3	0	21.97	21.85	21.77		
1.4	64QAM	3	1	22.02	21.88	21.79		
1.4	64QAM	3	3	21.82	21.8	21.74		
1.4	64QAM	6	0	20.87	20.85	20.69	21.5	3
1.4	256QAM	1	0	18.98	18.83	18.73	19.5	5
1.4	256QAM	1	3	19.01	18.96	18.85		
1.4	256QAM	1	5	18.88	18.86	18.75		
1.4	256QAM	3	0	18.97	18.85	18.77		
1.4	256QAM	3	1	19.02	18.88	18.79		
1.4	256QAM	3	3	18.82	18.8	18.74		
1.4	256QAM	6	0	17.87	17.85	17.69		

<LTE Band 7>

BW [MHz]	Modulation	RB Size	RB Offset	Power	Power	Power	Tune-up limit (dBm)	MPR (dB)
				Low	Middle	High		
				Ch. / Freq.	Ch. / Freq.	Ch. / Freq.		
Channel				20850	21100	21350		
Frequency (MHz)				2510	2535	2560		
20	QPSK	1	0	23.69	23.88	23.67	24	0
20	QPSK	1	49	23.59	23.79	23.65		
20	QPSK	1	99	23.67	23.78	23.66		
20	QPSK	50	0	22.91	22.92	22.85	23	1
20	QPSK	50	24	22.88	22.81	22.82		
20	QPSK	50	50	22.84	22.85	22.83		
20	QPSK	100	0	22.92	22.94	22.85		
20	16QAM	1	0	22.89	22.9	22.97	23	1
20	16QAM	1	49	22.99	22.96	22.9		
20	16QAM	1	99	22.93	22.91	22.98		
20	16QAM	50	0	21.82	21.83	21.78	22	2
20	16QAM	50	24	21.94	21.87	21.89		
20	16QAM	50	50	21.98	21.97	21.9		
20	16QAM	100	0	21.92	21.85	21.87		
20	64QAM	1	0	21.9	21.92	21.88	22	2
20	64QAM	1	49	21.98	21.92	21.2		
20	64QAM	1	99	21.71	21.83	21.52		
20	64QAM	50	0	20.82	20.88	20.51	21	3
20	64QAM	50	24	20.98	20.91	20.26		
20	64QAM	50	50	20.99	20.98	20.33		
20	64QAM	100	0	20.95	20.87	20.34		
20	256QAM	1	0	18.9	18.92	18.88	19	5
20	256QAM	1	49	18.98	18.92	18.2		
20	256QAM	1	99	18.71	18.83	18.52		
20	256QAM	50	0	17.82	17.88	17.51		
20	256QAM	50	24	17.98	17.91	17.26		
20	256QAM	50	50	17.99	17.98	17.33		
20	256QAM	100	0	17.95	17.87	17.34		
Channel				20825	21100	21375	Tune-up limit (dBm)	MPR (dB)
Frequency (MHz)				2507.5	2535	2562.5		
15	QPSK	1	0	23.72	23.71	23.75	24	0
15	QPSK	1	37	23.5	23.72	23.63		
15	QPSK	1	74	23.43	23.53	23.7		
15	QPSK	36	0	22.64	22.62	22.77	23	1
15	QPSK	36	20	22.69	22.71	22.74		
15	QPSK	36	39	22.72	22.79	22.81		



15	QPSK	75	0	22.7	22.59	22.74		
15	16QAM	1	0	22.75	22.89	22.99	23	1
15	16QAM	1	37	22.78	22.85	22.94		
15	16QAM	1	74	22.87	22.88	22.93		
15	16QAM	36	0	21.67	21.67	21.71	22	2
15	16QAM	36	20	21.81	21.61	21.75		
15	16QAM	36	39	21.73	21.74	21.77		
15	16QAM	75	0	21.72	21.64	21.81	22	2
15	64QAM	1	0	21.61	21.69	21.93		
15	64QAM	1	37	21.82	21.5	21.8		
15	64QAM	1	74	21.84	21.93	21.99	21	3
15	64QAM	36	0	20.62	20.61	20.72		
15	64QAM	36	20	20.8	20.71	20.79		
15	64QAM	36	39	20.77	20.82	20.77	19	5
15	64QAM	75	0	20.71	20.71	20.89		
15	256QAM	1	0	18.61	18.69	18.93		
15	256QAM	1	37	18.82	18.5	18.8	21	3
15	256QAM	1	74	18.84	18.93	18.99		
15	256QAM	36	0	17.62	17.61	17.72		
15	256QAM	36	20	17.8	17.71	17.79	22	2
15	256QAM	36	39	17.77	17.82	17.77		
15	256QAM	75	0	17.71	17.71	17.89		
Channel				20800	21100	21400	Tune-up limit (dBm)	MPR (dB)
Frequency (MHz)				2505	2535	2565		
10	QPSK	1	0	23.71	23.71	23.76	24	0
10	QPSK	1	25	23.56	23.65	23.58		
10	QPSK	1	49	23.47	23.52	23.61		
10	QPSK	25	0	22.58	22.59	22.78	23	1
10	QPSK	25	12	22.71	22.7	22.79		
10	QPSK	25	25	22.78	22.79	22.84		
10	QPSK	50	0	22.77	22.66	22.78	23	1
10	16QAM	1	0	22.76	22.93	23		
10	16QAM	1	25	22.82	22.91	22.97		
10	16QAM	1	49	22.91	22.85	22.94	22	2
10	16QAM	25	0	21.6	21.66	21.77		
10	16QAM	25	12	21.76	21.64	21.83		
10	16QAM	25	25	21.83	21.7	21.78	22	2
10	16QAM	50	0	21.72	21.65	21.85		
10	64QAM	1	0	21.64	21.67	21.85		
10	64QAM	1	25	21.8	21.53	21.8	21	3
10	64QAM	1	49	21.94	21.94	21.92		
10	64QAM	25	0	20.63	20.64	20.77		
10	64QAM	25	12	20.77	20.69	20.89	19	5
10	64QAM	25	25	20.79	20.83	20.81		
10	64QAM	50	0	20.68	20.66	20.88		
10	256QAM	1	0	18.64	18.67	18.85	24	0
10	256QAM	1	25	18.8	18.53	18.8		
10	256QAM	1	49	18.94	18.94	18.92		
10	256QAM	25	0	17.63	17.64	17.77	24	0
10	256QAM	25	12	17.77	17.69	17.89		
10	256QAM	25	25	17.79	17.83	17.81		
10	256QAM	50	0	17.68	17.66	17.88		
Channel				20775	21100	21425	Tune-up limit (dBm)	MPR (dB)
Frequency (MHz)				2502.5	2535	2567.5		
5	QPSK	1	0	23.66	23.79	23.8	24	0
5	QPSK	1	12	23.53	23.73	23.59		



5	QPSK	1	24	23.47	23.53	23.67		
5	QPSK	12	0	22.58	22.6	22.84	23	1
5	QPSK	12	7	22.69	22.7	22.76		
5	QPSK	12	13	22.8	22.76	22.86		
5	QPSK	25	0	22.72	22.62	22.73		
5	16QAM	1	0	22.79	22.93	22.91	23	1
5	16QAM	1	12	22.8	22.89	22.97		
5	16QAM	1	24	22.84	22.82	22.96		
5	16QAM	12	0	21.63	21.65	21.71	22	2
5	16QAM	12	7	21.82	21.66	21.84		
5	16QAM	12	13	21.76	21.72	21.81		
5	16QAM	25	0	21.77	21.66	21.84		
5	64QAM	1	0	21.66	21.74	21.88	22	2
5	64QAM	1	12	21.78	21.49	21.82		
5	64QAM	1	24	21.94	21.92	21.95		
5	64QAM	12	0	20.62	20.65	20.74		
5	64QAM	12	7	20.79	20.69	20.85	21	3
5	64QAM	12	13	20.79	20.76	20.86		
5	64QAM	25	0	20.74	20.72	20.85		
5	256QAM	1	0	18.66	18.74	18.88		
5	256QAM	1	12	18.78	18.49	18.82	19	5
5	256QAM	1	24	18.94	18.92	18.95		
5	256QAM	12	0	17.62	17.65	17.74		
5	256QAM	12	7	17.79	17.69	17.85		
5	256QAM	12	13	17.79	17.76	17.86		
5	256QAM	25	0	17.74	17.72	17.85		

<LTE Band 7 MIMO 2>

BW [MHz]	Modulation	RB Size	RB Offset	Power	Power	Power	Tune-up limit (dBm)	MPR (dB)
				Low	Middle	High		
				Ch. / Freq.	Ch. / Freq.	Ch. / Freq.		
Channel				20850	21100	21350		
Frequency (MHz)				2510	2535	2560		
20	QPSK	1	0	23.52	23.58	23.48	24	0
20	QPSK	1	49	23.32	23.4	23.26		
20	QPSK	1	99	23.18	23.29	23.32		
20	QPSK	50	0	22.67	22.84	22.52	23	1
20	QPSK	50	24	22.59	22.8	22.52		
20	QPSK	50	50	22.6	22.82	22.51		
20	QPSK	100	0	22.46	22.48	22.46		
20	16QAM	1	0	22.61	22.68	22.57	23	1
20	16QAM	1	49	22.51	22.75	22.64		
20	16QAM	1	99	22.66	22.67	22.69		
20	16QAM	50	0	21.41	21.37	21.28	22	2
20	16QAM	50	24	21.52	21.41	21.44		
20	16QAM	50	50	21.56	21.55	21.46		
20	16QAM	100	0	21.49	21.43	21.51		
20	64QAM	1	0	21.47	21.55	21.47	22	2
20	64QAM	1	49	21.55	21.29	21.45		
20	64QAM	1	99	21.65	21.67	21.7		
20	64QAM	50	0	20.34	20.32	20.48	21	3
20	64QAM	50	24	20.56	20.54	20.54		
20	64QAM	50	50	20.51	20.55	20.46		
20	64QAM	100	0	20.43	20.46	20.47		



20	256QAM	1	0	18.47	18.55	18.47	19	5
20	256QAM	1	49	18.55	18.29	18.45		
20	256QAM	1	99	18.65	18.67	18.7		
20	256QAM	50	0	17.34	17.32	17.48		
20	256QAM	50	24	17.56	17.54	17.54		
20	256QAM	50	50	17.51	17.55	17.46		
20	256QAM	100	0	17.43	17.46	17.47		
Channel				20825	21100	21375	Tune-up limit (dBm)	MPR (dB)
Frequency (MHz)				2507.5	2535	2562.5		
15	QPSK	1	0	23.48	23.57	23.38	24	0
15	QPSK	1	37	23.27	23.44	23.28		
15	QPSK	1	74	23.19	23.34	23.3		
15	QPSK	36	0	22.72	22.82	22.55	23	1
15	QPSK	36	20	22.65	22.78	22.61		
15	QPSK	36	39	22.59	22.78	22.58		
15	QPSK	75	0	22.48	22.44	22.46		
15	16QAM	1	0	22.61	22.72	22.59	23	1
15	16QAM	1	37	22.56	22.73	22.64		
15	16QAM	1	74	22.63	22.63	22.71		
15	16QAM	36	0	21.42	21.39	21.32	22	2
15	16QAM	36	20	21.54	21.43	21.51		
15	16QAM	36	39	21.57	21.51	21.45		
15	16QAM	75	0	21.52	21.43	21.47		
15	64QAM	1	0	21.37	21.54	21.47	22	2
15	64QAM	1	37	21.5	21.29	21.5		
15	64QAM	1	74	21.66	21.62	21.68		
15	64QAM	36	0	20.36	20.36	20.39	21	3
15	64QAM	36	20	20.53	20.5	20.5		
15	64QAM	36	39	20.48	20.58	20.46		
15	64QAM	75	0	20.45	20.45	20.39		
15	256QAM	1	0	18.37	18.54	18.47	19	5
15	256QAM	1	37	18.5	18.29	18.5		
15	256QAM	1	74	18.66	18.62	18.68		
15	256QAM	36	0	17.36	17.36	17.39		
15	256QAM	36	20	17.53	17.5	17.5		
15	256QAM	36	39	17.48	17.58	17.46		
15	256QAM	75	0	17.45	17.45	17.39		
Channel				20800	21100	21400	Tune-up limit (dBm)	MPR (dB)
Frequency (MHz)				2505	2535	2565		
10	QPSK	1	0	23.44	23.54	23.42	24	0
10	QPSK	1	25	23.27	23.45	23.25		
10	QPSK	1	49	23.22	23.27	23.28		
10	QPSK	25	0	22.7	22.84	22.5	23	1
10	QPSK	25	12	22.64	22.82	22.53		
10	QPSK	25	25	22.58	22.82	22.59		
10	QPSK	50	0	22.52	22.35	22.4		
10	16QAM	1	0	22.54	22.74	22.56	23	1
10	16QAM	1	25	22.49	22.73	22.64		
10	16QAM	1	49	22.59	22.62	22.68		
10	16QAM	25	0	21.39	21.36	21.34	22	2
10	16QAM	25	12	21.52	21.42	21.48		
10	16QAM	25	25	21.6	21.56	21.53		
10	16QAM	50	0	21.46	21.46	21.52		
10	64QAM	1	0	21.43	21.48	21.43	22	2
10	64QAM	1	25	21.56	21.3	21.51		
10	64QAM	1	49	21.68	21.71	21.64		



10	64QAM	25	0	20.34	20.36	20.45	21	3
10	64QAM	25	12	20.61	20.49	20.53		
10	64QAM	25	25	20.47	20.54	20.37		
10	64QAM	50	0	20.46	20.43	20.39	19	5
10	256QAM	1	0	18.43	18.48	18.43		
10	256QAM	1	25	18.56	18.3	18.51		
10	256QAM	1	49	18.68	18.71	18.64		
10	256QAM	25	0	17.34	17.36	17.45		
10	256QAM	25	12	17.61	17.49	17.53		
10	256QAM	25	25	17.47	17.54	17.37		
10	256QAM	50	0	17.46	17.43	17.39		
Channel				20775	21100	21425	Tune-up limit (dBm)	MPR (dB)
Frequency (MHz)				2502.5	2535	2567.5		
5	QPSK	1	0	23.45	23.56	23.42	24	0
5	QPSK	1	12	23.25	23.4	23.2		
5	QPSK	1	24	23.17	23.26	23.29		
5	QPSK	12	0	22.7	22.77	22.57	23	1
5	QPSK	12	7	22.65	22.74	22.52		
5	QPSK	12	13	22.61	22.81	22.61		
5	QPSK	25	0	22.52	22.39	22.45	23	1
5	16QAM	1	0	22.59	22.74	22.56		
5	16QAM	1	12	22.52	22.76	22.55		
5	16QAM	1	24	22.67	22.59	22.68	22	2
5	16QAM	12	0	21.38	21.46	21.38		
5	16QAM	12	7	21.6	21.42	21.47		
5	16QAM	12	13	21.51	21.53	21.49	22	2
5	16QAM	25	0	21.51	21.46	21.53		
5	64QAM	1	0	21.37	21.5	21.47		
5	64QAM	1	12	21.47	21.28	21.51	21	3
5	64QAM	1	24	21.59	21.66	21.65		
5	64QAM	12	0	20.38	20.37	20.41		
5	64QAM	12	7	20.59	20.44	20.48	19	5
5	64QAM	12	13	20.52	20.51	20.45		
5	64QAM	25	0	20.51	20.41	20.38		
5	256QAM	1	0	18.37	18.5	18.47		
5	256QAM	1	12	18.47	18.28	18.51		
5	256QAM	1	24	18.59	18.66	18.65		
5	256QAM	12	0	17.38	17.37	17.41		
5	256QAM	12	7	17.59	17.44	17.48		
5	256QAM	12	13	17.52	17.51	17.45		
5	256QAM	25	0	17.51	17.41	17.38		

<LTE Band 12>

BW [MHz]	Modulation	RB Size	RB Offset	Power	Power	Power	Tune-up limit (dBm)	MPR (dB)
				Low	Middle	High		
				Ch. / Freq.	Ch. / Freq.	Ch. / Freq.		
Channel				23060	23095	23130	24.5	0
Frequency (MHz)				704	707.5	711		
10	QPSK	1	0	23.64	23.67	23.61	23.5	1
10	QPSK	1	25	23.52	23.51	23.6		
10	QPSK	1	49	23.58	23.65	23.61		
10	QPSK	25	0	22.68	22.76	22.67	23.5	1
10	QPSK	25	12	22.74	22.73	22.7		
10	QPSK	25	25	22.69	22.69	22.8		
10	QPSK	50	0	22.76	22.77	22.72		



10	16QAM	1	0	22.98	22.94	22.93	23.5	1
10	16QAM	1	25	22.91	22.91	23.01		
10	16QAM	1	49	22.98	23.04	23.13		
10	16QAM	25	0	21.72	21.61	21.69	22.5	2
10	16QAM	25	12	21.74	21.73	21.71		
10	16QAM	25	25	21.72	21.64	21.75		
10	16QAM	50	0	21.76	21.71	21.7	22.5	2
10	64QAM	1	0	21.82	21.75	21.77		
10	64QAM	1	25	21.5	21.79	21.88		
10	64QAM	1	49	21.9	21.89	22	21.5	3
10	64QAM	25	0	20.73	20.67	20.74		
10	64QAM	25	12	20.79	20.75	20.75		
10	64QAM	25	25	20.75	20.74	20.83	19.5	5
10	64QAM	50	0	20.8	20.75	20.75		
10	256QAM	1	0	18.82	18.75	18.77		
10	256QAM	1	25	18.5	18.79	18.88	19.5	5
10	256QAM	1	49	18.9	18.89	19		
10	256QAM	25	0	17.73	17.67	17.74		
10	256QAM	25	12	17.79	17.75	17.75	24.5	0
10	256QAM	25	25	17.75	17.74	17.83		
10	256QAM	50	0	17.8	17.75	17.75		
Channel				23035	23095	23155	Tune-up limit (dBm)	MPR (dB)
Frequency (MHz)				701.5	707.5	713.5		
5	QPSK	1	0	23.43	23.45	23.61	23.5	1
5	QPSK	1	12	23.58	23.62	23.66		
5	QPSK	1	24	23.56	23.6	23.59		
5	QPSK	12	0	22.6	22.67	22.7	23.5	1
5	QPSK	12	7	22.68	22.79	22.84		
5	QPSK	12	13	22.83	22.83	22.78		
5	QPSK	25	0	22.69	22.8	22.76	23.5	1
5	16QAM	1	0	22.85	22.9	23.01		
5	16QAM	1	12	22.9	22.98	23.06		
5	16QAM	1	24	23.15	23.01	23.07	22.5	2
5	16QAM	12	0	21.59	21.69	21.72		
5	16QAM	12	7	21.67	21.74	21.89		
5	16QAM	12	13	21.82	21.76	21.8	22.5	2
5	16QAM	25	0	21.77	21.71	21.68		
5	64QAM	1	0	21.77	21.7	21.92		
5	64QAM	1	12	21.87	21.96	21.96	21.5	3
5	64QAM	1	24	21.97	22	22.01		
5	64QAM	12	0	20.62	20.78	20.76		
5	64QAM	12	7	20.76	20.84	20.86	19.5	5
5	64QAM	12	13	20.85	20.83	20.84		
5	64QAM	25	0	20.73	20.75	20.74		
5	256QAM	1	0	18.77	18.7	18.92	19.5	5
5	256QAM	1	12	18.87	18.96	18.96		
5	256QAM	1	24	18.97	19	19.01		
5	256QAM	12	0	17.62	17.78	17.76	24.5	0
5	256QAM	12	7	17.76	17.84	17.86		
5	256QAM	12	13	17.85	17.83	17.84		
5	256QAM	25	0	17.73	17.75	17.74	24.5	0
Channel				23025	23095	23165		
Frequency (MHz)				700.5	707.5	714.5		
3	QPSK	1	0	23.46	23.54	23.63	24.5	0
3	QPSK	1	8	23.58	23.63	23.66		
3	QPSK	1	14	23.63	23.65	23.55		



3	QPSK	8	0	22.55	22.69	22.76	23.5	1
3	QPSK	8	4	22.7	22.73	22.85		
3	QPSK	8	7	22.81	22.82	22.83		
3	QPSK	15	0	22.66	22.81	22.71		
3	16QAM	1	0	22.79	22.9	23.05	23.5	1
3	16QAM	1	8	22.92	22.99	22.97		
3	16QAM	1	14	23.1	23.08	23.03		
3	16QAM	8	0	21.56	21.64	21.73	22.5	2
3	16QAM	8	4	21.67	21.81	21.89		
3	16QAM	8	7	21.83	21.77	21.83		
3	16QAM	15	0	21.69	21.78	21.7		
3	64QAM	1	0	21.72	21.75	21.89	22.5	2
3	64QAM	1	8	21.83	22.01	21.92		
3	64QAM	1	14	21.96	21.99	21.98		
3	64QAM	8	0	20.68	20.73	20.77	21.5	3
3	64QAM	8	4	20.73	20.84	20.85		
3	64QAM	8	7	20.78	20.84	20.77		
3	64QAM	15	0	20.74	20.77	20.77		
3	256QAM	1	0	18.72	18.75	18.89	19.5	5
3	256QAM	1	8	18.83	19.01	18.92		
3	256QAM	1	14	18.96	18.99	18.98		
3	256QAM	8	0	17.68	17.73	17.77		
3	256QAM	8	4	17.73	17.84	17.85		
3	256QAM	8	7	17.78	17.84	17.77		
3	256QAM	15	0	17.74	17.77	17.77		
Channel				23017	23095	23173	Tune-up limit (dBm)	MPR (dB)
Frequency (MHz)				699.7	707.5	715.3		
1.4	QPSK	1	0	23.5	23.54	23.66	24.5	0
1.4	QPSK	1	3	23.49	23.63	23.67		
1.4	QPSK	1	5	23.62	23.55	23.58		
1.4	QPSK	3	0	23.44	23.45	23.59		
1.4	QPSK	3	1	23.54	23.63	23.63		
1.4	QPSK	3	3	23.54	23.59	23.56		
1.4	QPSK	6	0	22.66	22.79	22.71	23.5	1
1.4	16QAM	1	0	22.79	22.93	23	23.5	1
1.4	16QAM	1	3	22.86	22.97	22.96		
1.4	16QAM	1	5	23.13	23.06	23.06		
1.4	16QAM	3	0	22.81	22.88	23		
1.4	16QAM	3	1	22.96	23.01	23.03		
1.4	16QAM	3	3	23.16	23.06	23.01		
1.4	16QAM	6	0	21.72	21.75	21.73	22.5	2
1.4	64QAM	1	0	21.78	21.73	21.92	22.5	2
1.4	64QAM	1	3	21.9	21.99	21.93		
1.4	64QAM	1	5	21.99	21.98	21.99		
1.4	64QAM	3	0	21.75	21.69	21.86		
1.4	64QAM	3	1	21.84	22.02	21.95		
1.4	64QAM	3	3	22	22	21.92		
1.4	64QAM	6	0	20.78	20.8	20.73	21.5	3
1.4	256QAM	1	0	18.78	18.73	18.92	19.5	5
1.4	256QAM	1	3	18.9	18.99	18.93		
1.4	256QAM	1	5	18.99	18.98	18.99		
1.4	256QAM	3	0	18.75	18.69	18.86		
1.4	256QAM	3	1	18.84	19.02	18.95		
1.4	256QAM	3	3	19	19	18.92		
1.4	256QAM	6	0	17.78	17.8	17.73		



<LTE Band 13>

BW [MHz]	Modulation	RB Size	RB Offset	Power	Power	Power	Tune-up limit (dBm)	MPR (dB)
				Low	Middle	High		
				Ch. / Freq.	Ch. / Freq.	Ch. / Freq.		
Channel				23230				
Frequency (MHz)				782				
10	QPSK	1	0		23.76		24.5	0
10	QPSK	1	25		23.54			
10	QPSK	1	49		23.51			
10	QPSK	25	0		22.75		23.5	1
10	QPSK	25	12		22.72			
10	QPSK	25	25		22.64			
10	QPSK	50	0		22.75		23.5	1
10	16QAM	1	0		22.98			
10	16QAM	1	25		22.91			
10	16QAM	1	49		22.91		22.5	2
10	16QAM	25	0		21.74			
10	16QAM	25	12		21.78			
10	16QAM	25	25		21.71		22.5	2
10	16QAM	25	25		21.71			
10	16QAM	50	0		21.77			
10	64QAM	1	0		21.85		22.5	2
10	64QAM	1	25		21.89			
10	64QAM	1	49		21.8			
10	64QAM	25	0		20.71		21.5	3
10	64QAM	25	12		20.78			
10	64QAM	25	25		20.76			
10	64QAM	50	0		20.81		19.5	5
10	256QAM	1	0		18.85			
10	256QAM	1	25		18.89			
10	256QAM	1	49		18.8		19.5	5
10	256QAM	25	0		17.71			
10	256QAM	25	12		17.78			
10	256QAM	25	25		17.76		19.5	5
10	256QAM	25	25		17.76			
10	256QAM	50	0		17.81			
Channel				23205	23230	23255	Tune-up limit (dBm)	MPR (dB)
Frequency (MHz)				779.5	782	784.5		
5	QPSK	1	0	23.66	23.6	23.6	24.5	0
5	QPSK	1	12	23.66	23.6	23.63		
5	QPSK	1	24	23.73	23.64	23.67		
5	QPSK	12	0	22.92	22.68	22.66	23.5	1
5	QPSK	12	7	22.84	22.73	22.75		
5	QPSK	12	13	22.8	22.7	22.74		
5	QPSK	25	0	22.83	22.69	22.71	23.5	1
5	16QAM	1	0	22.97	22.88	22.86		
5	16QAM	1	12	22.81	22.88	22.82		
5	16QAM	1	24	22.96	22.91	22.97	22.5	2
5	16QAM	12	0	21.85	21.71	21.73		
5	16QAM	12	7	21.78	21.75	21.78		
5	16QAM	12	13	21.76	21.74	21.78	22.5	2
5	16QAM	25	0	21.84	21.74	21.76		
5	64QAM	1	0	21.86	21.82	21.77		
5	64QAM	1	12	21.81	21.84	21.77	22.5	2
5	64QAM	1	24	21.79	21.82	21.78		
5	64QAM	12	0	20.92	20.78	20.8		
5	64QAM	12	7	20.83	20.8	20.82	21.5	3



5	64QAM	12	13	20.81	20.77	20.81	19.5	5
5	64QAM	25	0	20.84	20.77	20.77		
5	256QAM	1	0	18.86	18.82	18.77		
5	256QAM	1	12	18.81	18.84	18.77		
5	256QAM	1	24	18.79	18.82	18.78		
5	256QAM	12	0	17.92	17.78	17.8		
5	256QAM	12	7	17.83	17.8	17.82		
5	256QAM	12	13	17.81	17.77	17.81		
5	256QAM	25	0	17.84	17.77	17.77		

<LTE Band 14>

BW [MHz]	Modulation	RB Size	RB Offset	Power	Power	Power	Tune-up limit (dBm)	MPR (dB)
				Low	Middle	High		
				Ch. / Freq.	Ch. / Freq.	Ch. / Freq.		
Channel				23330				
Frequency (MHz)				793				
10	QPSK	1	0		23.73		24.5	0
10	QPSK	1	25		23.61			
10	QPSK	1	49		23.59			
10	QPSK	25	0		22.69		23.5	1
10	QPSK	25	12		22.67			
10	QPSK	25	25		22.62			
10	QPSK	50	0		22.66		23.5	1
10	16QAM	1	0		22.99			
10	16QAM	1	25		23.04			
10	16QAM	1	49		23		22.5	2
10	16QAM	25	0		21.67			
10	16QAM	25	12		21.66			
10	16QAM	25	25		21.73		22.5	2
10	16QAM	50	0		21.67			
10	64QAM	1	0		21.92			
10	64QAM	1	25		21.96			
10	64QAM	1	49		21.87			
10	64QAM	25	0		20.7		21.5	3
10	64QAM	25	12		20.71			
10	64QAM	25	25		20.76			
10	64QAM	50	0		20.72		19.5	5
10	256QAM	1	0		18.92			
10	256QAM	1	25		18.96			
10	256QAM	1	49		18.87		19.5	5
10	256QAM	25	0		17.7			
10	256QAM	25	12		17.71			
10	256QAM	25	25		17.76		19.5	5
10	256QAM	50	0		17.72			
Channel				23305	23330	23355		
Frequency (MHz)				790.5	793	795.5		
5	QPSK	1	0	23.61	23.58	23.62	24.5	0
5	QPSK	1	12	23.69	23.64	23.71		
5	QPSK	1	24	23.66	23.67	23.61		
5	QPSK	12	0	22.7	22.7	22.66	23.5	1
5	QPSK	12	7	22.74	22.73	22.75		
5	QPSK	12	13	22.69	22.71	22.69		
5	QPSK	25	0	22.72	22.68	22.63	23.5	1
5	16QAM	1	0	22.93	22.94	22.94		
5	16QAM	1	12	23.03	23.07	22.97		



5	16QAM	1	24	23.01	22.97	22.94		
5	16QAM	12	0	21.69	21.74	21.71	22.5	2
5	16QAM	12	7	21.78	21.76	21.77		
5	16QAM	12	13	21.74	21.78	21.74		
5	16QAM	25	0	21.75	21.71	21.67		
5	64QAM	1	0	21.87	21.89	21.86	22.5	2
5	64QAM	1	12	21.93	21.98	21.93		
5	64QAM	1	24	21.94	21.94	21.85		
5	64QAM	12	0	20.73	20.78	20.75	21.5	3
5	64QAM	12	7	20.84	20.81	20.85		
5	64QAM	12	13	20.78	20.81	20.76		
5	64QAM	25	0	20.77	20.7	20.66		
5	256QAM	1	0	18.87	18.89	18.86	19.5	5
5	256QAM	1	12	18.93	18.98	18.93		
5	256QAM	1	24	18.94	18.94	18.85		
5	256QAM	12	0	17.73	17.78	17.75		
5	256QAM	12	7	17.84	17.81	17.85		
5	256QAM	12	13	17.78	17.81	17.76		
5	256QAM	25	0	17.77	17.7	17.66		

<LTE Band 17>

BW [MHz]	Modulation	RB Size	RB Offset	Power	Power	Power	Tune-up limit (dBm)	MPR (dB)
				Low	Middle	High		
				Ch. / Freq.	Ch. / Freq.	Ch. / Freq.		
Channel				23780	23790	23800		
Frequency (MHz)				709	710	711		
10	QPSK	1	0	23.63	23.75	23.69	24.5	0
10	QPSK	1	25	23.63	23.62	23.64		
10	QPSK	1	49	23.68	23.65	23.64		
10	QPSK	25	0	22.65	22.81	22.66	23.5	1
10	QPSK	25	12	22.82	22.76	22.74		
10	QPSK	25	25	22.83	22.79	22.86		
10	QPSK	50	0	22.73	22.74	22.74		
10	16QAM	1	0	22.96	22.92	22.95	23.5	1
10	16QAM	1	25	23.03	23.08	23.06		
10	16QAM	1	49	23.08	23.09	23.04		
10	16QAM	25	0	21.67	21.63	21.67	22.5	2
10	16QAM	25	12	21.85	21.77	21.74		
10	16QAM	25	25	21.87	21.78	21.77		
10	16QAM	50	0	21.71	21.73	21.72		
10	64QAM	1	0	21.8	21.69	21.77	22.5	2
10	64QAM	1	25	21.95	21.96	21.92		
10	64QAM	1	49	21.95	21.97	21.97		
10	64QAM	25	0	20.69	20.68	20.73	21.5	3
10	64QAM	25	12	20.89	20.82	20.81		
10	64QAM	25	25	20.89	20.9	20.87		
10	64QAM	50	0	20.75	20.78	20.76		
10	256QAM	1	0	18.8	18.69	18.77	19.5	5
10	256QAM	1	25	18.95	18.96	18.92		
10	256QAM	1	49	18.95	18.97	18.97		
10	256QAM	25	0	17.69	17.68	17.73		
10	256QAM	25	12	17.89	17.82	17.81		
10	256QAM	25	25	17.89	17.9	17.87		
10	256QAM	50	0	17.75	17.78	17.76		
Channel				23755	23790	23825	Tune-up limit	MPR



Frequency (MHz)				706.5	710	713.5	(dBm)	(dB)
5	QPSK	1	0	23.69	23.65	23.64	24.5	0
5	QPSK	1	12	23.41	23.65	23.7		
5	QPSK	1	24	23.57	23.67	23.69		
5	QPSK	12	0	22.5	22.65	22.74	23.5	1
5	QPSK	12	7	22.65	22.73	22.91		
5	QPSK	12	13	22.63	22.88	22.95		
5	QPSK	25	0	22.68	22.83	22.89	23.5	1
5	16QAM	1	0	22.87	22.96	23.04		
5	16QAM	1	12	22.78	23.04	23.01		
5	16QAM	1	24	23	23.18	23.11	22.5	2
5	16QAM	12	0	21.5	21.66	21.73		
5	16QAM	12	7	21.7	21.8	21.82		
5	16QAM	12	13	21.61	21.78	21.94	22.5	2
5	16QAM	25	0	21.69	21.75	21.8		
5	64QAM	1	0	21.71	21.87	21.91		
5	64QAM	1	12	21.73	21.94	21.96	22.5	2
5	64QAM	1	24	21.89	22.04	22.02		
5	64QAM	12	0	20.56	20.74	20.79		
5	64QAM	12	7	20.7	20.78	20.96	21.5	3
5	64QAM	12	13	20.7	20.93	20.87		
5	64QAM	25	0	20.69	20.83	20.9		
5	256QAM	1	0	18.71	18.87	18.91	19.5	5
5	256QAM	1	12	18.73	18.94	18.96		
5	256QAM	1	24	18.89	19.04	19.02		
5	256QAM	12	0	17.56	17.74	17.79	19.5	5
5	256QAM	12	7	17.7	17.78	17.96		
5	256QAM	12	13	17.7	17.93	17.87		
5	256QAM	25	0	17.69	17.83	17.9		

<LTE Band 25>

BW [MHz]	Modulation	RB Size	RB Offset	Power	Power	Power	Tune-up limit (dBm)	MPR (dB)
				Low	Middle	High		
				Ch. / Freq.	Ch. / Freq.	Ch. / Freq.		
Channel				26140	26340	26590		
Frequency (MHz)				1860	1880	1905		
20	QPSK	1	0	23.38	23.23	23.26	24	0
20	QPSK	1	49	23.33	23.17	23.23		
20	QPSK	1	99	23.33	23.2	23.25		
20	QPSK	50	0	22.49	22.39	22.41	23	1
20	QPSK	50	24	22.48	22.37	22.34		
20	QPSK	50	50	22.42	22.34	22.4		
20	QPSK	100	0	22.47	22.34	22.33	23	1
20	16QAM	1	0	22.68	22.58	22.54		
20	16QAM	1	49	22.63	22.53	22.55		
20	16QAM	1	99	22.54	22.61	22.58	22	2
20	16QAM	50	0	21.52	21.3	21.32		
20	16QAM	50	24	21.49	21.38	21.34		
20	16QAM	50	50	21.44	21.37	21.4	22	2
20	16QAM	100	0	21.48	21.38	21.33		
20	64QAM	1	0	21.58	21.54	21.46		
20	64QAM	1	49	21.54	21.42	21.42	22	2
20	64QAM	1	99	21.48	21.45	21.29		
20	64QAM	50	0	20.54	20.34	20.35		
20	64QAM	50	24	20.53	20.39	20.36	21	3



20	64QAM	50	50	20.46	20.38	20.43	19	5
20	64QAM	100	0	20.51	20.39	20.35		
20	256QAM	1	0	18.58	18.54	18.46		
20	256QAM	1	49	18.54	18.42	18.42		
20	256QAM	1	99	18.48	18.45	18.29		
20	256QAM	50	0	17.54	17.34	17.35		
20	256QAM	50	24	17.53	17.39	17.36		
20	256QAM	50	50	17.46	17.38	17.43		
20	256QAM	100	0	17.51	17.39	17.35		
Channel				26115	26340	26615	Tune-up limit (dBm)	MPR (dB)
Frequency (MHz)				1857.5	1880	1907.5		
15	QPSK	1	0	23.27	23.13	23.13	24	0
15	QPSK	1	37	23.16	23.08	23.07		
15	QPSK	1	74	23.14	23.11	23.12		
15	QPSK	36	0	22.36	22.23	22.21	23	1
15	QPSK	36	20	22.3	22.2	22.16		
15	QPSK	36	39	22.25	22.24	22.15		
15	QPSK	75	0	22.31	22.23	22.11		
15	16QAM	1	0	22.59	22.52	22.45	23	1
15	16QAM	1	37	22.54	22.45	22.45		
15	16QAM	1	74	22.4	22.48	22.42		
15	16QAM	36	0	21.3	21.21	21.2	22	2
15	16QAM	36	20	21.34	21.24	21.18		
15	16QAM	36	39	21.25	21.22	21.25		
15	16QAM	75	0	21.37	21.26	21.14		
15	64QAM	1	0	21.42	21.29	21.31	22	2
15	64QAM	1	37	21.37	21.36	21.35		
15	64QAM	1	74	21.34	21.33	21.25		
15	64QAM	36	0	20.41	20.17	20.18		
15	64QAM	36	20	20.36	20.26	20.14	21	3
15	64QAM	36	39	20.32	20.28	20.28		
15	64QAM	75	0	20.3	20.23	20.2		
15	256QAM	1	0	18.42	18.29	18.31		
15	256QAM	1	37	18.37	18.36	18.35	19	5
15	256QAM	1	74	18.34	18.33	18.25		
15	256QAM	36	0	17.41	17.17	17.18		
15	256QAM	36	20	17.36	17.26	17.14		
15	256QAM	36	39	17.32	17.28	17.28		
15	256QAM	75	0	17.3	17.23	17.2		
Channel				26090	26340	26640	Tune-up limit (dBm)	MPR (dB)
Frequency (MHz)				1855	1880	1910		
10	QPSK	1	0	23.23	23.1	23.03	24	0
10	QPSK	1	25	23.2	23.16	23.03		
10	QPSK	1	49	23.1	23.12	23.11		
10	QPSK	25	0	22.31	22.26	22.23	23	1
10	QPSK	25	12	22.34	22.24	22.16		
10	QPSK	25	25	22.28	22.19	22.14		
10	QPSK	50	0	22.37	22.29	22.18		
10	16QAM	1	0	22.53	22.46	22.44	23	1
10	16QAM	1	25	22.51	22.49	22.44		
10	16QAM	1	49	22.37	22.49	22.47		
10	16QAM	25	0	21.4	21.17	21.19	22	2
10	16QAM	25	12	21.38	21.22	21.19		
10	16QAM	25	25	21.25	21.27	21.25		
10	16QAM	50	0	21.3	21.26	21.13		
10	64QAM	1	0	21.44	21.36	21.21	22	2



10	64QAM	1	25	21.45	21.39	21.36		
10	64QAM	1	49	21.42	21.41	21.33		
10	64QAM	25	0	20.33	20.18	20.15		
10	64QAM	25	12	20.39	20.24	20.16	21	3
10	64QAM	25	25	20.35	20.32	20.22		
10	64QAM	50	0	20.37	20.26	20.14		
10	256QAM	1	0	18.44	18.36	18.21	19	5
10	256QAM	1	25	18.45	18.39	18.36		
10	256QAM	1	49	18.42	18.41	18.33		
10	256QAM	25	0	17.33	17.18	17.15		
10	256QAM	25	12	17.39	17.24	17.16		
10	256QAM	25	25	17.35	17.32	17.22		
10	256QAM	50	0	17.37	17.26	17.14		
Channel				26065	26340	26665	Tune-up limit (dBm)	MPR (dB)
Frequency (MHz)				1852.5	1880	1912.5		
5	QPSK	1	0	23.22	23.2	23.08	24	0
5	QPSK	1	12	23.21	23.09	23.11		
5	QPSK	1	24	23.1	23.11	23.1		
5	QPSK	12	0	22.37	22.2	22.2	23	1
5	QPSK	12	7	22.32	22.17	22.16		
5	QPSK	12	13	22.29	22.18	22.15		
5	QPSK	25	0	22.39	22.22	22.18		
5	16QAM	1	0	22.59	22.48	22.4	23	1
5	16QAM	1	12	22.54	22.5	22.38		
5	16QAM	1	24	22.45	22.56	22.43		
5	16QAM	12	0	21.37	21.19	21.19	22	2
5	16QAM	12	7	21.32	21.17	21.19		
5	16QAM	12	13	21.25	21.23	21.23		
5	16QAM	25	0	21.35	21.24	21.09		
5	64QAM	1	0	21.47	21.3	21.21	22	2
5	64QAM	1	12	21.4	21.31	21.28		
5	64QAM	1	24	21.41	21.34	21.28		
5	64QAM	12	0	20.34	20.2	20.18	21	3
5	64QAM	12	7	20.33	20.28	20.22		
5	64QAM	12	13	20.33	20.27	20.25		
5	64QAM	25	0	20.34	20.25	20.22		
5	256QAM	1	0	18.47	18.3	18.21	19	5
5	256QAM	1	12	18.4	18.31	18.28		
5	256QAM	1	24	18.41	18.34	18.28		
5	256QAM	12	0	17.34	17.2	17.18		
5	256QAM	12	7	17.33	17.28	17.22		
5	256QAM	12	13	17.33	17.27	17.25		
5	256QAM	25	0	17.34	17.25	17.22		
Channel				26055	26340	26675	Tune-up limit (dBm)	MPR (dB)
Frequency (MHz)				1851.5	1880	1913.5		
3	QPSK	1	0	23.29	23.14	23.1	24	0
3	QPSK	1	8	23.21	23.1	23.04		
3	QPSK	1	14	23.09	23.17	23.08		
3	QPSK	8	0	22.36	22.24	22.26	23	1
3	QPSK	8	4	22.32	22.2	22.16		
3	QPSK	8	7	22.21	22.15	22.12		
3	QPSK	15	0	22.35	22.19	22.19		
3	16QAM	1	0	22.57	22.52	22.43	23	1
3	16QAM	1	8	22.5	22.45	22.39		
3	16QAM	1	14	22.41	22.48	22.49		
3	16QAM	8	0	21.36	21.24	21.13	22	2



3	16QAM	8	4	21.4	21.21	21.13		
3	16QAM	8	7	21.31	21.31	21.22		
3	16QAM	15	0	21.29	21.25	21.19		
3	64QAM	1	0	21.49	21.37	21.3	22	2
3	64QAM	1	8	21.38	21.29	21.29		
3	64QAM	1	14	21.38	21.4	21.32		
3	64QAM	8	0	20.34	20.21	20.19	21	3
3	64QAM	8	4	20.32	20.24	20.22		
3	64QAM	8	7	20.33	20.32	20.28		
3	64QAM	15	0	20.31	20.28	20.14		
3	256QAM	1	0	18.49	18.37	18.3	19	5
3	256QAM	1	8	18.38	18.29	18.29		
3	256QAM	1	14	18.38	18.4	18.32		
3	256QAM	8	0	17.34	17.21	17.19		
3	256QAM	8	4	17.32	17.24	17.22		
3	256QAM	8	7	17.33	17.32	17.28		
3	256QAM	15	0	17.31	17.28	17.14		
Channel				26047	26340	26683	Tune-up limit (dBm)	MPR (dB)
Frequency (MHz)				1850.7	1880	1914.3		
1.4	QPSK	1	0	23.28	23.18	23.13	24	0
1.4	QPSK	1	3	23.11	23.13	23.08		
1.4	QPSK	1	5	23.09	23.17	23.11		
1.4	QPSK	3	0	23.25	23.11	23.07		
1.4	QPSK	3	1	23.17	23.09	23.04		
1.4	QPSK	3	3	23.08	23.1	23.11		
1.4	QPSK	6	0	22.4	22.21	22.13	23	1
1.4	16QAM	1	0	22.57	22.47	22.46	23	1
1.4	16QAM	1	3	22.48	22.51	22.38		
1.4	16QAM	1	5	22.44	22.52	22.49		
1.4	16QAM	3	0	22.55	22.46	22.45		
1.4	16QAM	3	1	22.49	22.53	22.43		
1.4	16QAM	3	3	22.39	22.53	22.52		
1.4	16QAM	6	0	21.35	21.3	21.15	22	2
1.4	64QAM	1	0	21.47	21.37	21.26	22	2
1.4	64QAM	1	3	21.35	21.37	21.3		
1.4	64QAM	1	5	21.33	21.39	21.3		
1.4	64QAM	3	0	21.45	21.37	21.24		
1.4	64QAM	3	1	21.36	21.35	21.33		
1.4	64QAM	3	3	21.39	21.38	21.28		
1.4	64QAM	6	0	20.36	20.32	20.19		
1.4	256QAM	1	0	18.47	18.37	18.26	19	5
1.4	256QAM	1	3	18.35	18.37	18.3		
1.4	256QAM	1	5	18.33	18.39	18.3		
1.4	256QAM	3	0	18.45	18.37	18.24		
1.4	256QAM	3	1	18.36	18.35	18.33		
1.4	256QAM	3	3	18.39	18.38	18.28		
1.4	256QAM	6	0	17.36	17.32	17.19		

<LTE Band 26>

BW [MHz]	Modulation	RB Size	RB Offset	Power	Power	Power	Tune-up limit (dBm)	MPR (dB)
				Low	Middle	High		
				Ch. / Freq.	Ch. / Freq.	Ch. / Freq.		
Channel				26765	26865	26965		
Frequency (MHz)				821.5	831.5	841.5		
15	QPSK	1	0	23.96	23.97	23.89	24.5	0



15	QPSK	1	37	23.88	23.89	23.87	23.5	1
15	QPSK	1	74	23.94	23.88	23.38		
15	QPSK	36	0	23.05	23.07	23.02		
15	QPSK	36	20	23.09	23.06	23.08		
15	QPSK	36	39	23.07	23.06	23.05		
15	QPSK	75	0	23.11	23.06	22.98		
15	16QAM	1	0	23.38	23.21	23.23	23.5	1
15	16QAM	1	37	23.21	23.22	23.25		
15	16QAM	1	74	23.36	23.27	22.76		
15	16QAM	36	0	22.08	22	22	22.5	2
15	16QAM	36	20	22.11	22.06	22.06		
15	16QAM	36	39	22.09	22.05	22.05		
15	16QAM	75	0	22.11	22.06	22.03		
15	64QAM	1	0	21.93	22.06	22.09	22.5	2
15	64QAM	1	37	22.04	22.14	22.14		
15	64QAM	1	74	22.29	22.16	21.09		
15	64QAM	36	0	20.64	21.04	21.07	21.5	3
15	64QAM	36	20	20.83	21.1	21.14		
15	64QAM	36	39	21.09	21.09	20.71		
15	64QAM	75	0	20.97	21.07	20.84		
15	256QAM	1	0	18.93	19.06	19.09	19.5	5
15	256QAM	1	37	19.04	19.14	19.14		
15	256QAM	1	74	19.29	19.16	18.09		
15	256QAM	36	0	17.64	18.04	18.07		
15	256QAM	36	20	17.83	18.1	18.14		
15	256QAM	36	39	18.09	18.09	17.71		
15	256QAM	75	0	17.97	18.07	17.84		
Channel				26740	26865	26990	Tune-up limit (dBm)	MPR (dB)
Frequency (MHz)				819	831.5	844		
10	QPSK	1	0	23.74	23.73	23.68	24.5	0
10	QPSK	1	25	23.68	23.68	23.61		
10	QPSK	1	49	23.59	23.68	23.58		
10	QPSK	25	0	22.86	22.73	22.81	23.5	1
10	QPSK	25	12	22.83	22.8	22.81		
10	QPSK	25	25	22.8	22.75	22.72		
10	QPSK	50	0	22.9	22.75	22.77		
10	16QAM	1	0	22.91	22.97	22.98	23.5	1
10	16QAM	1	25	22.95	22.95	22.94		
10	16QAM	1	49	22.99	22.92	22.87		
10	16QAM	25	0	21.74	21.74	21.79	22.5	2
10	16QAM	25	12	21.79	21.83	21.79		
10	16QAM	25	25	21.8	21.74	21.73		
10	16QAM	50	0	21.84	21.73	21.81		
10	64QAM	1	0	21.78	21.87	21.92		
10	64QAM	1	25	21.9	21.93	21.89	22.5	2
10	64QAM	1	49	21.72	21.85	21.07		
10	64QAM	25	0	20.89	20.83	20.82	21.5	3
10	64QAM	25	12	20.88	20.87	20.84		
10	64QAM	25	25	20.86	20.83	20.83		
10	64QAM	50	0	20.8	20.8	20.75		
10	256QAM	1	0	18.78	18.87	18.92	19.5	5
10	256QAM	1	25	18.9	18.93	18.89		
10	256QAM	1	49	18.72	18.85	18.07		
10	256QAM	25	0	17.89	17.83	17.82		
10	256QAM	25	12	17.88	17.87	17.84		
10	256QAM	25	25	17.86	17.83	17.83		



10	256QAM	50	0	17.8	17.8	17.75		
Channel				26715	26865	27015	Tune-up limit (dBm)	MPR (dB)
Frequency (MHz)				816.5	831.5	846.5		
5	QPSK	1	0	23.75	23.71	23.76	24.5	0
5	QPSK	1	12	23.65	23.6	23.65		
5	QPSK	1	24	23.66	23.59	23.64		
5	QPSK	12	0	22.8	22.74	22.78	23.5	1
5	QPSK	12	7	22.86	22.86	22.82		
5	QPSK	12	13	22.84	22.78	22.72		
5	QPSK	25	0	22.85	22.8	22.79		
5	16QAM	1	0	22.83	22.92	22.95	23.5	1
5	16QAM	1	12	22.98	22.95	22.97		
5	16QAM	1	24	22.98	22.98	22.84		
5	16QAM	12	0	21.74	21.8	21.81	22.5	2
5	16QAM	12	7	21.89	21.88	21.84		
5	16QAM	12	13	21.78	21.83	21.75		
5	16QAM	25	0	21.88	21.79	21.74		
5	64QAM	1	0	21.83	21.97	21.9	22.5	2
5	64QAM	1	12	21.87	21.93	21.87		
5	64QAM	1	24	21.82	21.85	21.09		
5	64QAM	12	0	20.85	20.82	20.86	21.5	3
5	64QAM	12	7	20.8	20.85	20.83		
5	64QAM	12	13	20.78	20.84	20.85		
5	64QAM	25	0	20.82	20.8	20.77		
5	256QAM	1	0	18.83	18.97	18.9	19.5	5
5	256QAM	1	12	18.87	18.93	18.87		
5	256QAM	1	24	18.82	18.85	18.09		
5	256QAM	12	0	17.85	17.82	17.86		
5	256QAM	12	7	17.8	17.85	17.83		
5	256QAM	12	13	17.78	17.84	17.85		
5	256QAM	25	0	17.82	17.8	17.77		
Channel				26705	26865	27025	Tune-up limit (dBm)	MPR (dB)
Frequency (MHz)				815.5	831.5	847.5		
3	QPSK	1	0	23.79	23.78	23.66	24.5	0
3	QPSK	1	8	23.66	23.66	23.61		
3	QPSK	1	14	23.65	23.64	23.58		
3	QPSK	8	0	22.84	22.79	22.79	23.5	1
3	QPSK	8	4	22.87	22.89	22.77		
3	QPSK	8	7	22.77	22.83	22.78		
3	QPSK	15	0	22.83	22.71	22.72		
3	16QAM	1	0	22.92	22.94	23.05	23.5	1
3	16QAM	1	8	22.92	22.95	23		
3	16QAM	1	14	22.92	23.01	22.8		
3	16QAM	8	0	21.76	21.81	21.78	22.5	2
3	16QAM	8	4	21.85	21.87	21.76		
3	16QAM	8	7	21.78	21.82	21.73		
3	16QAM	15	0	21.88	21.75	21.81		
3	64QAM	1	0	21.78	21.91	21.89	22.5	2
3	64QAM	1	8	21.8	21.88	21.91		
3	64QAM	1	14	21.76	21.89	21.05		
3	64QAM	8	0	20.79	20.85	20.8	21.5	3
3	64QAM	8	4	20.83	20.84	20.81		
3	64QAM	8	7	20.81	20.86	20.78		
3	64QAM	15	0	20.79	20.73	20.74		
3	256QAM	1	0	18.78	18.91	18.89	19.5	5
3	256QAM	1	8	18.8	18.88	18.91		



3	256QAM	1	14	18.76	18.89	18.05		
3	256QAM	8	0	17.79	17.85	17.8		
3	256QAM	8	4	17.83	17.84	17.81		
3	256QAM	8	7	17.81	17.86	17.78		
3	256QAM	15	0	17.79	17.73	17.74		
Channel				26697	26865	27033	Tune-up limit (dBm)	MPR (dB)
Frequency (MHz)				814.7	831.5	848.3		
1.4	QPSK	1	0	23.76	23.69	23.67	24.5	0
1.4	QPSK	1	3	23.7	23.61	23.64		
1.4	QPSK	1	5	23.65	23.66	23.57		
1.4	QPSK	3	0	23.73	23.73	23.76		
1.4	QPSK	3	1	23.67	23.6	23.58		
1.4	QPSK	3	3	23.6	23.59	23.59		
1.4	QPSK	6	0	22.83	22.75	22.73	23.5	1
1.4	16QAM	1	0	22.89	22.92	23.03	23.5	1
1.4	16QAM	1	3	22.95	23.02	22.96		
1.4	16QAM	1	5	22.99	22.96	22.89		
1.4	16QAM	3	0	22.89	22.93	22.96		
1.4	16QAM	3	1	22.91	22.99	23.01		
1.4	16QAM	3	3	22.98	22.94	22.87		
1.4	16QAM	6	0	21.8	21.77	21.81	22.5	2
1.4	64QAM	1	0	21.87	21.92	21.9	22.5	2
1.4	64QAM	1	3	21.86	21.89	21.92		
1.4	64QAM	1	5	21.77	21.83	21.05		
1.4	64QAM	3	0	21.79	21.89	21.93		
1.4	64QAM	3	1	21.88	21.9	21.9		
1.4	64QAM	3	3	21.74	21.86	21.12		
1.4	64QAM	6	0	20.82	20.72	20.76	21.5	3
1.4	256QAM	1	0	18.87	18.92	18.9	19.5	5
1.4	256QAM	1	3	18.86	18.89	18.92		
1.4	256QAM	1	5	18.77	18.83	18.05		
1.4	256QAM	3	0	18.79	18.89	18.93		
1.4	256QAM	3	1	18.88	18.9	18.9		
1.4	256QAM	3	3	18.74	18.86	18.12		
1.4	256QAM	6	0	17.82	17.72	17.76		

<LTE Band 30>

BW [MHz]	Modulation	RB Size	RB Offset	Power	Power	Power	Tune-up limit (dBm)	MPR (dB)
				Low	Middle	High		
				Ch. / Freq.	Ch. / Freq.	Ch. / Freq.		
Channel				27710				
Frequency (MHz)				2310				
10	QPSK	1	0		22.31		23	0
10	QPSK	1	25		22.23			
10	QPSK	1	49		22.22			
10	QPSK	25	0		21.34		22	1
10	QPSK	25	12		21.28			
10	QPSK	25	25		21.2			
10	QPSK	50	0		21.3		22	1
10	16QAM	1	0		21.57			
10	16QAM	1	25		21.56			
10	16QAM	1	49		21.53		21	2
10	16QAM	25	0		20.27			
10	16QAM	25	12		20.31			
10	16QAM	25	25		20.31			



10	16QAM	50	0		20.31			
10	64QAM	1	0		20.15		21	2
10	64QAM	1	25		19.99			
10	64QAM	1	49		19.88			
10	64QAM	25	0		19.86		20	3
10	64QAM	25	12		19.82			
10	64QAM	25	25		19.79			
10	64QAM	50	0		19.63		18	5
10	256QAM	1	0		17.15			
10	256QAM	1	25		16.99			
10	256QAM	1	49		16.88			
10	256QAM	25	0		16.86			
10	256QAM	25	12		16.82			
10	256QAM	25	25		16.79			
10	256QAM	50	0		16.63			
Channel				27685	27710	27735	Tune-up limit (dBm)	MPR (dB)
Frequency (MHz)				2307.5	2310	2312.5		
5	QPSK	1	0	22.09	22.14	22.19	23	0
5	QPSK	1	12	22.21	22.2	22.23		
5	QPSK	1	24	22.27	22.22	22.2		
5	QPSK	12	0	21.26	21.28	21.3	22	1
5	QPSK	12	7	21.38	21.34	21.33		
5	QPSK	12	13	21.38	21.34	21.27		
5	QPSK	25	0	21.34	21.3	21.29		
5	16QAM	1	0	21.43	21.45	21.49	22	1
5	16QAM	1	12	21.51	21.55	21.5		
5	16QAM	1	24	21.58	21.51	21.55		
5	16QAM	12	0	20.3	20.31	20.34	21	2
5	16QAM	12	7	20.4	20.36	20.37		
5	16QAM	12	13	20.4	20.36	20.29		
5	16QAM	25	0	20.33	20.34	20.33		
5	64QAM	1	0	20.41	20.43	20.49	21	2
5	64QAM	1	12	20.44	20.52	20.44		
5	64QAM	1	24	20.56	20.51	20.41		
5	64QAM	12	0	19.36	19.4	19.37	20	3
5	64QAM	12	7	19.46	19.42	19.41		
5	64QAM	12	13	19.4	19.42	19.35		
5	64QAM	25	0	19.35	19.34	19.34		
5	256QAM	1	0	17.41	17.43	17.49	18	5
5	256QAM	1	12	17.44	17.52	17.44		
5	256QAM	1	24	17.56	17.51	17.41		
5	256QAM	12	0	16.36	16.4	16.37		
5	256QAM	12	7	16.46	16.42	16.41		
5	256QAM	12	13	16.4	16.42	16.35		
5	256QAM	25	0	16.35	16.34	16.34		

<LTE Band 66>

BW [MHz]	Modulation	RB Size	RB Offset	Power	Power	Power	Tune-up limit (dBm)	MPR (dB)
				Low	Middle	High		
				Ch. / Freq.	Ch. / Freq.	Ch. / Freq.		
Channel				132072	132322	132572	24	0
Frequency (MHz)				1720	1745	1770		
20	QPSK	1	0	23.73	23.54	23.55		
20	QPSK	1	49	23.59	23.41	23.41		



20	QPSK	1	99	23.62	23.43	23.37		
20	QPSK	50	0	22.71	22.63	22.53	23	1
20	QPSK	50	24	22.65	22.6	22.5		
20	QPSK	50	50	22.68	22.58	22.51		
20	QPSK	100	0	22.73	22.59	22.49		
20	16QAM	1	0	22.96	22.82	22.89	23	1
20	16QAM	1	49	22.9	22.77	22.74		
20	16QAM	1	99	22.87	22.76	22.67		
20	16QAM	50	0	21.76	21.65	21.55	22	2
20	16QAM	50	24	21.75	21.62	21.51		
20	16QAM	50	50	21.7	21.56	21.55		
20	16QAM	100	0	21.72	21.58	21.49		
20	64QAM	1	0	21.94	21.81	21.73	22	2
20	64QAM	1	49	21.85	21.66	21.38		
20	64QAM	1	99	21.86	21.75	21.6		
20	64QAM	50	0	20.78	20.66	20.57	21	3
20	64QAM	50	24	20.79	20.66	20.55		
20	64QAM	50	50	20.75	20.6	20.55		
20	64QAM	100	0	20.76	20.62	20.51		
20	256QAM	1	0	18.94	18.81	18.73	19	5
20	256QAM	1	49	18.85	18.66	18.38		
20	256QAM	1	99	18.86	18.75	18.6		
20	256QAM	50	0	17.78	17.66	17.57		
20	256QAM	50	24	17.79	17.66	17.55		
20	256QAM	50	50	17.75	17.6	17.55		
20	256QAM	100	0	17.76	17.62	17.51		
Channel				132047	132322	132597	Tune-up limit (dBm)	MPR (dB)
Frequency (MHz)				1717.5	1745	1772.5		
15	QPSK	1	0	23.64	23.48	23.46	24	0
15	QPSK	1	37	23.59	23.24	23.24		
15	QPSK	1	74	23.52	23.22	23.19		
15	QPSK	36	0	22.75	22.4	22.47	23	1
15	QPSK	36	20	22.8	22.4	22.37		
15	QPSK	36	39	22.74	22.45	22.43		
15	QPSK	75	0	22.63	22.43	22.42		
15	16QAM	1	0	22.86	22.63	22.69	23	1
15	16QAM	1	37	22.81	22.66	22.65		
15	16QAM	1	74	22.87	22.59	22.47		
15	16QAM	36	0	21.72	21.45	21.49	22	2
15	16QAM	36	20	21.7	21.37	21.49		
15	16QAM	36	39	21.69	21.49	21.46		
15	16QAM	75	0	21.72	21.46	21.4		
15	64QAM	1	0	21.82	21.56	21.51	22	2
15	64QAM	1	37	21.77	21.46	21.58		
15	64QAM	1	74	21.81	21.65	21.49		
15	64QAM	36	0	20.61	20.48	20.54	21	3
15	64QAM	36	20	20.85	20.41	20.37		
15	64QAM	36	39	20.74	20.5	20.43		
15	64QAM	75	0	20.79	20.6	20.35		
15	256QAM	1	0	18.82	18.56	18.51	19	5
15	256QAM	1	37	18.77	18.46	18.58		
15	256QAM	1	74	18.81	18.65	18.49		
15	256QAM	36	0	17.61	17.48	17.54		
15	256QAM	36	20	17.85	17.41	17.37		
15	256QAM	36	39	17.74	17.5	17.43		
15	256QAM	75	0	17.79	17.6	17.35		



Channel				132022	132322	132622	Tune-up limit (dBm)	MPR (dB)
Frequency (MHz)				1715	1745	1775		
10	QPSK	1	0	23.7	23.4	23.45	24	0
10	QPSK	1	25	23.54	23.29	23.23		
10	QPSK	1	49	23.55	23.22	23.24		
10	QPSK	25	0	22.73	22.43	22.37	23	1
10	QPSK	25	12	22.83	22.39	22.44		
10	QPSK	25	25	22.68	22.45	22.4		
10	QPSK	50	0	22.71	22.43	22.42	23	1
10	16QAM	1	0	22.8	22.67	22.75		
10	16QAM	1	25	22.9	22.7	22.63		
10	16QAM	1	49	22.84	22.67	22.49	22	2
10	16QAM	25	0	21.7	21.43	21.42		
10	16QAM	25	12	21.65	21.42	21.49		
10	16QAM	25	25	21.68	21.44	21.5	22	2
10	16QAM	50	0	21.71	21.48	21.42		
10	64QAM	1	0	21.77	21.66	21.5		
10	64QAM	1	25	21.73	21.51	21.6	22	2
10	64QAM	1	49	21.78	21.64	21.41		
10	64QAM	25	0	20.68	20.56	20.49		
10	64QAM	25	12	20.8	20.39	20.43	21	3
10	64QAM	25	25	20.67	20.5	20.45		
10	64QAM	50	0	20.75	20.5	20.36		
10	256QAM	1	0	18.77	18.66	18.5	19	5
10	256QAM	1	25	18.73	18.51	18.6		
10	256QAM	1	49	18.78	18.64	18.41		
10	256QAM	25	0	17.68	17.56	17.49		
10	256QAM	25	12	17.8	17.39	17.43		
10	256QAM	25	25	17.67	17.5	17.45		
10	256QAM	50	0	17.75	17.5	17.36		
Channel				131997	132322	132647	Tune-up limit (dBm)	MPR (dB)
Frequency (MHz)				1712.5	1745	1777.5		
5	QPSK	1	0	23.71	23.47	23.43	24	0
5	QPSK	1	12	23.57	23.26	23.27		
5	QPSK	1	24	23.55	23.28	23.2		
5	QPSK	12	0	22.77	22.43	22.42	23	1
5	QPSK	12	7	22.81	22.47	22.45		
5	QPSK	12	13	22.66	22.4	22.4		
5	QPSK	25	0	22.67	22.45	22.46	23	1
5	16QAM	1	0	22.89	22.69	22.69		
5	16QAM	1	12	22.83	22.65	22.62		
5	16QAM	1	24	22.86	22.69	22.55	22	2
5	16QAM	12	0	21.75	21.4	21.5		
5	16QAM	12	7	21.73	21.34	21.44		
5	16QAM	12	13	21.71	21.51	21.48	22	2
5	16QAM	25	0	21.67	21.47	21.43		
5	64QAM	1	0	21.75	21.63	21.55		
5	64QAM	1	12	21.76	21.54	21.55	22	2
5	64QAM	1	24	21.75	21.64	21.43		
5	64QAM	12	0	20.63	20.57	20.51		
5	64QAM	12	7	20.82	20.48	20.39	21	3
5	64QAM	12	13	20.72	20.52	20.39		
5	64QAM	25	0	20.75	20.54	20.36		
5	256QAM	1	0	18.75	18.63	18.55	19	5
5	256QAM	1	12	18.76	18.54	18.55		
5	256QAM	1	24	18.75	18.64	18.43		



5	256QAM	12	0	17.63	17.57	17.51		
5	256QAM	12	7	17.82	17.48	17.39		
5	256QAM	12	13	17.72	17.52	17.39		
5	256QAM	25	0	17.75	17.54	17.36		
Channel				131987	132322	132657	Tune-up limit (dBm)	MPR (dB)
Frequency (MHz)				1711.5	1745	1778.5		
3	QPSK	1	0	23.64	23.49	23.47	24	0
3	QPSK	1	8	23.63	23.34	23.26		
3	QPSK	1	14	23.49	23.19	23.19		
3	QPSK	8	0	22.77	22.43	22.44	23	1
3	QPSK	8	4	22.83	22.39	22.41		
3	QPSK	8	7	22.72	22.46	22.42		
3	QPSK	15	0	22.7	22.5	22.37		
3	16QAM	1	0	22.81	22.62	22.69	23	1
3	16QAM	1	8	22.9	22.67	22.66		
3	16QAM	1	14	22.89	22.59	22.56		
3	16QAM	8	0	21.72	21.35	21.44	22	2
3	16QAM	8	4	21.67	21.37	21.48		
3	16QAM	8	7	21.7	21.43	21.44		
3	16QAM	15	0	21.65	21.39	21.4		
3	64QAM	1	0	21.76	21.59	21.53	22	2
3	64QAM	1	8	21.7	21.48	21.53		
3	64QAM	1	14	21.76	21.55	21.47		
3	64QAM	8	0	20.64	20.56	20.49	21	3
3	64QAM	8	4	20.85	20.46	20.45		
3	64QAM	8	7	20.75	20.49	20.41		
3	64QAM	15	0	20.76	20.53	20.43		
3	256QAM	1	0	18.76	18.59	18.53	19	5
3	256QAM	1	8	18.7	18.48	18.53		
3	256QAM	1	14	18.76	18.55	18.47		
3	256QAM	8	0	17.64	17.56	17.49		
3	256QAM	8	4	17.85	17.46	17.45		
3	256QAM	8	7	17.75	17.49	17.41		
3	256QAM	15	0	17.76	17.53	17.43		
Channel				131979	132322	132665	Tune-up limit (dBm)	MPR (dB)
Frequency (MHz)				1710.7	1745	1779.3		
1.4	QPSK	1	0	23.71	23.42	23.41	24	0
1.4	QPSK	1	3	23.62	23.25	23.21		
1.4	QPSK	1	5	23.5	23.25	23.18		
1.4	QPSK	3	0	23.66	23.47	23.49		
1.4	QPSK	3	1	23.54	23.25	23.27		
1.4	QPSK	3	3	23.53	23.27	23.25		
1.4	QPSK	6	0	22.64	22.51	22.36	23	1
1.4	16QAM	1	0	22.89	22.67	22.67	23	1
1.4	16QAM	1	3	22.89	22.68	22.6		
1.4	16QAM	1	5	22.9	22.64	22.51		
1.4	16QAM	3	0	22.86	22.68	22.75		
1.4	16QAM	3	1	22.87	22.66	22.61		
1.4	16QAM	3	3	22.88	22.65	22.47	22	2
1.4	16QAM	6	0	21.72	21.43	21.36		
1.4	64QAM	1	0	21.83	21.58	21.58	22	2
1.4	64QAM	1	3	21.73	21.49	21.55		
1.4	64QAM	1	5	21.74	21.6	21.4		
1.4	64QAM	3	0	21.81	21.57	21.57		
1.4	64QAM	3	1	21.75	21.45	21.61		
1.4	64QAM	3	3	21.75	21.55	21.42		



1.4	64QAM	6	0	20.79	20.59	20.4	21	3
1.4	256QAM	1	0	18.83	18.58	18.58	19	5
1.4	256QAM	1	3	18.73	18.49	18.55		
1.4	256QAM	1	5	18.74	18.6	18.4		
1.4	256QAM	3	0	18.81	18.57	18.57		
1.4	256QAM	3	1	18.75	18.45	18.61		
1.4	256QAM	3	3	18.75	18.55	18.42		
1.4	256QAM	6	0	17.79	17.59	17.4		

<LTE Band 66 MIMO 2>

BW [MHz]	Modulation	RB Size	RB Offset	Power	Power	Power	Tune-up limit (dBm)	MPR (dB)
				Low	Middle	High		
				Ch. / Freq.	Ch. / Freq.	Ch. / Freq.		
Channel				132072	132322	132572		
Frequency (MHz)				1720	1745	1770		
20	QPSK	1	0	23.52	23.27	23.36	24	0
20	QPSK	1	49	23.15	22.96	23.07		
20	QPSK	1	99	23.11	22.93	22.94		
20	QPSK	50	0	22.81	22.44	22.63	23	1
20	QPSK	50	24	22.78	22.31	22.54		
20	QPSK	50	50	22.68	22.42	22.61		
20	QPSK	100	0	22.6	22.3	22.53	23	1
20	16QAM	1	0	22.92	22.59	22.76		
20	16QAM	1	49	22.69	22.41	22.68		
20	16QAM	1	99	22.68	22.44	22.42	22	2
20	16QAM	50	0	21.67	21.44	21.55		
20	16QAM	50	24	21.7	21.28	21.57		
20	16QAM	50	50	21.66	21.43	21.63	21	3
20	16QAM	100	0	21.62	21.4	21.68		
20	64QAM	1	0	21.77	21.38	21.67		
20	64QAM	1	49	21.7	21.33	21.65	22	2
20	64QAM	1	99	21.74	21.36	21.64		
20	64QAM	50	0	20.64	20.38	20.58		
20	64QAM	50	24	20.51	20.39	20.41	19	5
20	64QAM	50	50	20.7	20.46	20.64		
20	64QAM	100	0	20.54	20.41	20.51		
20	256QAM	1	0	18.77	18.38	18.67	24	0
20	256QAM	1	49	18.7	18.33	18.65		
20	256QAM	1	99	18.74	18.36	18.64		
20	256QAM	50	0	17.64	17.38	17.58	23	1
20	256QAM	50	24	17.51	17.39	17.41		
20	256QAM	50	50	17.7	17.46	17.64		
20	256QAM	100	0	17.54	17.41	17.51	23	1
15	QPSK	1	0	23.5	23.24	23.31		
15	QPSK	1	37	23.21	22.93	23.03		
15	QPSK	1	74	23.1	22.96	22.86	24	0
15	QPSK	36	0	22.71	22.34	22.71		
15	QPSK	36	20	22.71	22.31	22.54		
15	QPSK	36	39	22.66	22.47	22.64	23	1
15	QPSK	75	0	22.59	22.32	22.57		
15	16QAM	1	0	22.95	22.66	22.71		
15	16QAM	1	37	22.66	22.48	22.68	Channel	MPR (dB)
Frequency (MHz)				1717.5	1745	1772.5		



15	16QAM	1	74	22.62	22.4	22.46		
15	16QAM	36	0	21.67	21.44	21.47	22	2
15	16QAM	36	20	21.66	21.35	21.55		
15	16QAM	36	39	21.73	21.36	21.6		
15	16QAM	75	0	21.59	21.41	21.69		
15	64QAM	1	0	21.7	21.46	21.67	22	2
15	64QAM	1	37	21.73	21.38	21.66		
15	64QAM	1	74	21.7	21.3	21.62		
15	64QAM	36	0	20.61	20.4	20.6	21	3
15	64QAM	36	20	20.53	20.39	20.4		
15	64QAM	36	39	20.63	20.48	20.55		
15	64QAM	75	0	20.52	20.37	20.47		
15	256QAM	1	0	18.7	18.46	18.67	19	5
15	256QAM	1	37	18.73	18.38	18.66		
15	256QAM	1	74	18.7	18.3	18.62		
15	256QAM	36	0	17.61	17.4	17.6		
15	256QAM	36	20	17.53	17.39	17.4		
15	256QAM	36	39	17.63	17.48	17.55		
15	256QAM	75	0	17.52	17.37	17.47		
Channel				132022	132322	132622	Tune-up limit (dBm)	MPR (dB)
Frequency (MHz)				1715	1745	1775		
10	QPSK	1	0	23.43	23.27	23.31	24	0
10	QPSK	1	25	23.19	22.95	23.06		
10	QPSK	1	49	23.04	23	22.86		
10	QPSK	25	0	22.67	22.35	22.64	23	1
10	QPSK	25	12	22.71	22.28	22.59		
10	QPSK	25	25	22.64	22.49	22.72		
10	QPSK	50	0	22.59	22.3	22.53		
10	16QAM	1	0	22.95	22.61	22.77	23	1
10	16QAM	1	25	22.67	22.4	22.71		
10	16QAM	1	49	22.62	22.45	22.47		
10	16QAM	25	0	21.73	21.39	21.56		
10	16QAM	25	12	21.64	21.32	21.51	22	2
10	16QAM	25	25	21.71	21.38	21.68		
10	16QAM	50	0	21.59	21.42	21.62		
10	64QAM	1	0	21.79	21.37	21.64	22	2
10	64QAM	1	25	21.69	21.33	21.71		
10	64QAM	1	49	21.7	21.3	21.65		
10	64QAM	25	0	20.66	20.46	20.64	21	3
10	64QAM	25	12	20.57	20.36	20.44		
10	64QAM	25	25	20.64	20.5	20.56		
10	64QAM	50	0	20.48	20.41	20.46		
10	256QAM	1	0	18.79	18.37	18.64	19	5
10	256QAM	1	25	18.69	18.33	18.71		
10	256QAM	1	49	18.7	18.3	18.65		
10	256QAM	25	0	17.66	17.46	17.64		
10	256QAM	25	12	17.57	17.36	17.44		
10	256QAM	25	25	17.64	17.5	17.56		
10	256QAM	50	0	17.48	17.41	17.46		
Channel				131997	132322	132647	Tune-up limit (dBm)	MPR (dB)
Frequency (MHz)				1712.5	1745	1777.5		
5	QPSK	1	0	23.42	23.22	23.36	24	0
5	QPSK	1	12	23.17	22.94	23.04		
5	QPSK	1	24	23.01	22.99	22.93		
5	QPSK	12	0	22.64	22.39	22.68	23	1
5	QPSK	12	7	22.72	22.35	22.63		



5	QPSK	12	13	22.73	22.52	22.7		
5	QPSK	25	0	22.62	22.32	22.54		
5	16QAM	1	0	22.95	22.6	22.71	23	1
5	16QAM	1	12	22.71	22.4	22.7		
5	16QAM	1	24	22.69	22.36	22.44		
5	16QAM	12	0	21.72	21.39	21.51	22	2
5	16QAM	12	7	21.7	21.35	21.48		
5	16QAM	12	13	21.63	21.37	21.68		
5	16QAM	25	0	21.64	21.39	21.59		
5	64QAM	1	0	21.78	21.37	21.68	22	2
5	64QAM	1	12	21.72	21.41	21.62		
5	64QAM	1	24	21.65	21.32	21.59		
5	64QAM	12	0	20.63	20.45	20.63	21	3
5	64QAM	12	7	20.58	20.37	20.41		
5	64QAM	12	13	20.69	20.45	20.58		
5	64QAM	25	0	20.5	20.43	20.51		
5	256QAM	1	0	18.78	18.37	18.68	19	5
5	256QAM	1	12	18.72	18.41	18.62		
5	256QAM	1	24	18.65	18.32	18.59		
5	256QAM	12	0	17.63	17.45	17.63		
5	256QAM	12	7	17.58	17.37	17.41		
5	256QAM	12	13	17.69	17.45	17.58		
5	256QAM	25	0	17.5	17.43	17.51		
Channel				131987	132322	132657	Tune-up limit (dBm)	MPR (dB)
Frequency (MHz)				1711.5	1745	1778.5		
3	QPSK	1	0	23.44	23.24	23.29	24	0
3	QPSK	1	8	23.15	22.97	23.08		
3	QPSK	1	14	23.08	22.92	22.95		
3	QPSK	8	0	22.66	22.42	22.65	23	1
3	QPSK	8	4	22.75	22.35	22.56		
3	QPSK	8	7	22.67	22.5	22.73		
3	QPSK	15	0	22.63	22.35	22.56		
3	16QAM	1	0	22.88	22.65	22.76	23	1
3	16QAM	1	8	22.67	22.42	22.62		
3	16QAM	1	14	22.7	22.45	22.48		
3	16QAM	8	0	21.7	21.42	21.52	22	2
3	16QAM	8	4	21.65	21.29	21.5		
3	16QAM	8	7	21.69	21.43	21.59		
3	16QAM	15	0	21.65	21.39	21.69		
3	64QAM	1	0	21.74	21.41	21.65	22	2
3	64QAM	1	8	21.69	21.37	21.66		
3	64QAM	1	14	21.68	21.35	21.59		
3	64QAM	8	0	20.71	20.39	20.63	21	3
3	64QAM	8	4	20.51	20.45	20.43		
3	64QAM	8	7	20.64	20.48	20.54		
3	64QAM	15	0	20.58	20.44	20.47		
3	256QAM	1	0	18.74	18.41	18.65	19	5
3	256QAM	1	8	18.69	18.37	18.66		
3	256QAM	1	14	18.68	18.35	18.59		
3	256QAM	8	0	17.71	17.39	17.63		
3	256QAM	8	4	17.51	17.45	17.43		
3	256QAM	8	7	17.64	17.48	17.54		
3	256QAM	15	0	17.58	17.44	17.47		
Channel				131979	132322	132665	Tune-up limit (dBm)	MPR (dB)
Frequency (MHz)				1710.7	1745	1779.3		
1.4	QPSK	1	0	23.43	23.21	23.36	24	0



1.4	QPSK	1	3	23.08	23.13	23.03		
1.4	QPSK	1	5	23.02	23.13	22.96		
1.4	QPSK	3	0	22.65	22.47	22.73		
1.4	QPSK	3	1	22.72	22.45	22.56		
1.4	QPSK	3	3	22.74	22.58	22.7		
1.4	QPSK	6	0	22.59	22.35	22.53	23	1
1.4	16QAM	1	0	22.97	22.73	22.71		
1.4	16QAM	1	3	22.72	22.63	22.55		
1.4	16QAM	1	5	22.78	22.59	22.5		
1.4	16QAM	3	0	21.7	21.65	21.59	23	1
1.4	16QAM	3	1	21.68	21.48	21.65		
1.4	16QAM	3	3	21.7	21.52	21.58		
1.4	16QAM	6	0	21.68	21.48	21.63	22	2
1.4	64QAM	1	0	21.8	21.61	21.68		
1.4	64QAM	1	3	21.66	21.5	21.59		
1.4	64QAM	1	5	21.77	21.54	21.68		
1.4	64QAM	3	0	20.7	20.55	20.62	22	2
1.4	64QAM	3	1	20.55	20.44	20.48		
1.4	64QAM	3	3	20.68	20.58	20.55		
1.4	64QAM	6	0	20.52	20.62	20.48	21	3
1.4	256QAM	1	0	18.8	18.61	18.68		
1.4	256QAM	1	3	18.66	18.5	18.59		
1.4	256QAM	1	5	18.77	18.54	18.68		
1.4	256QAM	3	0	17.7	17.55	17.62	19	5
1.4	256QAM	3	1	17.55	17.44	17.48		
1.4	256QAM	3	3	17.68	17.58	17.55		
1.4	256QAM	6	0	17.52	17.62	17.48		

<LTE Band 71>

BW [MHz]	Modulation	RB Size	RB Offset	Power	Power	Power	Tune-up limit (dBm)	MPR (dB)
				Low	Middle	High		
				Ch. / Freq.	Ch. / Freq.	Ch. / Freq.		
Channel				133222	133322	133372		
Frequency (MHz)				673	683	688		
20	QPSK	1	0	23.94	23.8	23.72		
20	QPSK	1	49	23.87	23.78	23.76	24.5	0
20	QPSK	1	99	23.89	23.71	23.74		
20	QPSK	50	0	22.92	22.89	22.81		
20	QPSK	50	24	23.08	22.81	22.85	23.5	1
20	QPSK	50	50	23.01	22.87	22.93		
20	QPSK	100	0	23.000	22.8	22.83		
20	16QAM	1	0	23.29	23.08	23.07		
20	16QAM	1	49	23.12	23.03	23.03	23.5	1
20	16QAM	1	99	23.11	23.09	23.06		
20	16QAM	50	0	21.84	21.82	21.84		
20	16QAM	50	24	21.9	21.85	21.87	22.5	2
20	16QAM	50	50	21.86	21.91	21.95		
20	16QAM	100	0	21.85	21.81	21.83		
20	64QAM	1	0	21.95	21.9	21.94		
20	64QAM	1	49	21.91	21.98	21.92	22.5	2
20	64QAM	1	99	21.94	22.06	22.03		
20	64QAM	50	0	20.78	20.79	20.86		
20	64QAM	50	24	20.87	20.86	20.87	21.5	3
20	64QAM	50	50	20.85	20.91	20.95		
20	64QAM	100	0	20.86	20.84	20.87		



20	256QAM	1	0	18.95	18.9	18.94	19.5	5
20	256QAM	1	49	18.91	18.98	18.92		
20	256QAM	1	99	18.94	19.06	19.03		
20	256QAM	50	0	17.78	17.79	17.86		
20	256QAM	50	24	17.87	17.86	17.87		
20	256QAM	50	50	17.85	17.91	17.95		
20	256QAM	100	0	17.86	17.84	17.87		
Channel				133197	133297	133397	Tune-up limit	MPR
Frequency (MHz)				670.5	680.5	690.5	(dBm)	(dB)
15	QPSK	1	0	23.96	23.85	23.65	24.5	0
15	QPSK	1	37	23.83	23.79	23.6		
15	QPSK	1	74	23.88	23.7	23.58		
15	QPSK	36	0	22.93	22.91	22.67	23.5	1
15	QPSK	36	20	23.04	22.87	22.76		
15	QPSK	36	39	22.98	22.87	22.65		
15	QPSK	75	0	22.98	22.86	22.71		
15	16QAM	1	0	23.33	23.17	22.88	23.5	1
15	16QAM	1	37	23.18	23.02	22.89		
15	16QAM	1	74	23.1	22.98	22.89		
15	16QAM	36	0	22.05	21.87	21.69	22.5	2
15	16QAM	36	20	22.01	21.86	21.67		
15	16QAM	36	39	22.03	21.77	21.62		
15	16QAM	75	0	22.01	21.82	21.7		
15	64QAM	1	0	22.14	21.8	21.87	22.5	2
15	64QAM	1	37	22.2	21.84	21.82		
15	64QAM	1	74	21.99	21.83	21.79		
15	64QAM	36	0	21.06	20.82	20.67	21.5	3
15	64QAM	36	20	20.96	20.79	20.75		
15	64QAM	36	39	21.03	20.81	20.69		
15	64QAM	75	0	21.09	20.67	20.68		
15	256QAM	1	0	19.14	18.8	18.87	19.5	5
15	256QAM	1	37	19.2	18.84	18.82		
15	256QAM	1	74	18.99	18.83	18.79		
15	256QAM	36	0	18.06	17.82	17.67		
15	256QAM	36	20	17.96	17.79	17.75		
15	256QAM	36	39	18.03	17.81	17.69		
15	256QAM	75	0	18.09	17.67	17.68		
Channel				133172	133272	133422	Tune-up limit	MPR
Frequency (MHz)				668	678	693	(dBm)	(dB)
10	QPSK	1	0	23.94	23.87	23.62	24.5	0
10	QPSK	1	25	23.89	23.85	23.54		
10	QPSK	1	49	23.89	23.76	23.59		
10	QPSK	25	0	22.95	22.93	22.62	23.5	1
10	QPSK	25	12	22.98	22.83	22.72		
10	QPSK	25	25	22.92	22.88	22.63		
10	QPSK	50	0	23	22.83	22.72		
10	16QAM	1	0	23.28	23.19	22.94	23.5	1
10	16QAM	1	25	23.15	23.1	22.9		
10	16QAM	1	49	23.2	22.96	22.79		
10	16QAM	25	0	21.97	21.85	21.69	22.5	2
10	16QAM	25	12	21.96	21.76	21.7		
10	16QAM	25	25	22.04	21.76	21.6		
10	16QAM	50	0	21.99	21.78	21.73		
10	64QAM	1	0	22.07	21.8	21.74	22.5	2
10	64QAM	1	25	22.13	21.9	21.85		
10	64QAM	1	49	22.05	21.85	21.76		



10	64QAM	25	0	21.06	20.85	20.64	21.5	3
10	64QAM	25	12	21.01	20.77	20.71		
10	64QAM	25	25	21.07	20.79	20.65		
10	64QAM	50	0	21.06	20.67	20.67	19.5	5
10	256QAM	1	0	19.07	18.8	18.74		
10	256QAM	1	25	19.13	18.9	18.85		
10	256QAM	1	49	19.05	18.85	18.76		
10	256QAM	25	0	18.06	17.85	17.64		
10	256QAM	25	12	18.01	17.77	17.71		
10	256QAM	25	25	18.07	17.79	17.65		
10	256QAM	50	0	18.06	17.67	17.67		
Channel				133147	133247	133447	Tune-up limit	MPR
Frequency (MHz)				665.5	675.5	695.5	(dBm)	(dB)
5	QPSK	1	0	23.88	23.89	23.61	24.5	0
5	QPSK	1	12	23.85	23.81	23.59		
5	QPSK	1	24	23.86	23.71	23.44		
5	QPSK	12	0	23.01	22.91	22.65	23.5	1
5	QPSK	12	7	22.99	22.86	22.72		
5	QPSK	12	13	22.93	22.89	22.64		
5	QPSK	25	0	22.96	22.85	22.69		
5	16QAM	1	0	23.19	23.11	22.89	23.5	1
5	16QAM	1	12	23.16	23.1	22.85		
5	16QAM	1	24	23.17	23	22.74		
5	16QAM	12	0	21.98	21.85	21.68	22.5	2
5	16QAM	12	7	22	21.8	21.73		
5	16QAM	12	13	21.97	21.8	21.57		
5	16QAM	25	0	21.94	21.86	21.69		
5	64QAM	1	0	22.06	21.87	21.79	22.5	2
5	64QAM	1	12	22.21	21.89	21.79		
5	64QAM	1	24	21.97	21.91	21.76		
5	64QAM	12	0	21.06	20.8	20.67	21.5	3
5	64QAM	12	7	21.04	20.77	20.78		
5	64QAM	12	13	21	20.74	20.68		
5	64QAM	25	0	21.05	20.73	20.73		
5	256QAM	1	0	19.06	18.87	18.79	19.5	5
5	256QAM	1	12	19.21	18.89	18.79		
5	256QAM	1	24	18.97	18.91	18.76		
5	256QAM	12	0	18.06	17.8	17.67		
5	256QAM	12	7	18.04	17.77	17.78		
5	256QAM	12	13	18	17.74	17.68		
5	256QAM	25	0	18.05	17.73	17.73		



Reduced Power Mode

<LTE Band 2>

BW [MHz]	Modulation	RB Size	RB Offset	Power	Power	Power	Tune-up limit (dBm)	MPR (dB)
				Low	Middle	High		
				Ch. / Freq.	Ch. / Freq.	Ch. / Freq.		
Channel				18700	18900	19100		
Frequency (MHz)				1860	1880	1900		
20	QPSK	1	0	12.34	12.11	12.07	13	0
20	QPSK	1	49	12.13	12.03	11.98		
20	QPSK	1	99	12.09	12.12	12.28		
20	QPSK	50	0	11.52	11.41	11.25	12	1
20	QPSK	50	24	11.34	11.27	11.16		
20	QPSK	50	50	11.38	11.32	11.31		
20	16QAM	1	0	11.65	11.51	11.72	12	1
20	16QAM	1	49	11.5	11.7	11.49		
20	16QAM	1	99	11.75	11.43	11.43		
20	16QAM	50	0	10.48	10.34	10.28	11	2
20	16QAM	50	24	10.48	10.34	10.22		
20	16QAM	50	50	10.43	10.36	10.31		
20	16QAM	100	0	10.38	10.36	10.35		
20	64QAM	1	0	10.54	10.37	10.24	11	2
20	64QAM	1	49	10.38	10.28	10.32		
20	64QAM	1	99	10.38	10.41	10.29		
20	64QAM	50	0	9.49	9.6	9.49	10	3
20	64QAM	50	24	9.46	9.52	9.5		
20	64QAM	50	50	9.58	9.6	9.41		
20	64QAM	100	0	9.46	9.52	9.43		
20	256QAM	1	0	7.54	7.37	7.24	8	5
20	256QAM	1	49	7.38	7.28	7.32		
20	256QAM	1	99	7.38	7.41	7.29		
20	256QAM	50	0	6.49	6.6	6.49		
20	256QAM	50	24	6.46	6.52	6.5		
20	256QAM	50	50	6.58	6.6	6.41		
20	256QAM	100	0	6.46	6.52	6.43		
Channel				18675	18900	19125		
Frequency (MHz)				1857.5	1880	1902.5		
15	QPSK	1	0	12.24	12.11	12.01	13	0
15	QPSK	1	37	12.04	11.93	11.89		
15	QPSK	1	74	11.99	12.12	12.23		
15	QPSK	36	0	11.47	11.39	11.23	12	1
15	QPSK	36	20	11.32	11.2	11.07		
15	QPSK	36	39	11.32	11.22	11.24		
15	QPSK	75	0	11.51	11.45	11.32		
15	16QAM	1	0	11.62	11.46	11.67	12	1
15	16QAM	1	37	11.42	11.67	11.48		
15	16QAM	1	74	11.74	11.41	11.37		
15	16QAM	36	0	10.43	10.33	10.25	11	2
15	16QAM	36	20	10.4	10.29	10.15		
15	16QAM	36	39	10.33	10.33	10.25		
15	16QAM	75	0	10.29	10.35	10.34		
15	64QAM	1	0	10.44	10.33	10.23	11	2
15	64QAM	1	37	10.28	10.21	10.23		
15	64QAM	1	74	10.32	10.34	10.2		
15	64QAM	36	0	9.43	9.54	9.42	10	3
15	64QAM	36	20	9.46	9.51	9.45		



15	64QAM	36	39	9.54	9.59	9.41	8	5
15	64QAM	75	0	9.36	9.48	9.39		
15	256QAM	1	0	7.44	7.33	7.23		
15	256QAM	1	37	7.28	7.21	7.23		
15	256QAM	1	74	7.32	7.34	7.2		
15	256QAM	36	0	6.43	6.54	6.42		
15	256QAM	36	20	6.46	6.51	6.45		
15	256QAM	36	39	6.54	6.59	6.41		
15	256QAM	75	0	6.36	6.48	6.39		
Channel				18650	18900	19150	Tune-up limit (dBm)	MPR (dB)
Frequency (MHz)				1855	1880	1905		
10	QPSK	1	0	12.2	12.02	11.97	13	0
10	QPSK	1	25	12	11.85	11.81		
10	QPSK	1	49	11.95	12.02	12.15		
10	QPSK	25	0	11.38	11.33	11.13	12	1
10	QPSK	25	12	11.24	11.15	11.03		
10	QPSK	25	25	11.22	11.21	11.19		
10	QPSK	50	0	11.45	11.41	11.28		
10	16QAM	1	0	11.6	11.46	11.65	12	1
10	16QAM	1	25	11.4	11.57	11.48		
10	16QAM	1	49	11.67	11.36	11.36		
10	16QAM	25	0	10.37	10.28	10.2	11	2
10	16QAM	25	12	10.35	10.21	10.09		
10	16QAM	25	25	10.25	10.33	10.22		
10	16QAM	50	0	10.28	10.27	10.27		
10	64QAM	1	0	10.36	10.29	10.16	11	2
10	64QAM	1	25	10.23	10.18	10.23		
10	64QAM	1	49	10.32	10.34	10.19		
10	64QAM	25	0	9.35	9.46	9.33		
10	64QAM	25	12	9.43	9.44	9.36	10	3
10	64QAM	25	25	9.48	9.53	9.33		
10	64QAM	50	0	9.28	9.46	9.34		
10	256QAM	1	0	7.36	7.29	7.16		
10	256QAM	1	25	7.23	7.18	7.23	8	5
10	256QAM	1	49	7.32	7.34	7.19		
10	256QAM	25	0	6.35	6.46	6.33		
10	256QAM	25	12	6.43	6.44	6.36		
10	256QAM	25	25	6.48	6.53	6.33		
10	256QAM	50	0	6.28	6.46	6.34		
Channel				18625	18900	19175	Tune-up limit (dBm)	MPR (dB)
Frequency (MHz)				1852.5	1880	1907.5		
5	QPSK	1	0	12.15	11.96	11.95	13	0
5	QPSK	1	12	11.97	11.77	11.71		
5	QPSK	1	24	11.94	11.98	12.14		
5	QPSK	12	0	11.3	11.23	11.07	12	1
5	QPSK	12	7	11.14	11.06	11.03		
5	QPSK	12	13	11.16	11.14	11.13		
5	QPSK	25	0	11.37	11.37	11.26		
5	16QAM	1	0	11.51	11.38	11.62	12	1
5	16QAM	1	12	11.37	11.52	11.41		
5	16QAM	1	24	11.59	11.35	11.29		
5	16QAM	12	0	10.3	10.26	10.13	11	2
5	16QAM	12	7	10.34	10.11	10.09		
5	16QAM	12	13	10.19	10.23	10.12		
5	16QAM	25	0	10.19	10.21	10.2		
5	64QAM	1	0	10.3	10.25	10.06	11	2



5	64QAM	1	12	10.13	10.08	10.17	10	3
5	64QAM	1	24	10.31	10.28	10.12		
5	64QAM	12	0	9.33	9.36	9.23		
5	64QAM	12	7	9.4	9.41	9.29		
5	64QAM	12	13	9.47	9.47	9.33		
5	64QAM	25	0	9.18	9.4	9.27		
5	256QAM	1	0	7.3	7.25	7.06	8	5
5	256QAM	1	12	7.13	7.08	7.17		
5	256QAM	1	24	7.31	7.28	7.12		
5	256QAM	12	0	6.33	6.36	6.23		
5	256QAM	12	7	6.4	6.41	6.29		
5	256QAM	12	13	6.47	6.47	6.33		
5	256QAM	25	0	6.18	6.4	6.27		
Channel				18615	18900	19185	Tune-up limit (dBm)	MPR (dB)
Frequency (MHz)				1851.5	1880	1908.5		
3	QPSK	1	0	12.12	11.95	11.89	13	0
3	QPSK	1	8	11.87	11.76	11.63		
3	QPSK	1	14	11.91	11.95	12.13		
3	QPSK	8	0	11.2	11.19	11	12	1
3	QPSK	8	4	11.14	11.1	11.2		
3	QPSK	8	7	11.15	11.08	11.09		
3	QPSK	15	0	11.3	11.27	11.23		
3	16QAM	1	0	11.42	11.37	11.58	12	1
3	16QAM	1	8	11.37	11.47	11.33		
3	16QAM	1	14	11.57	11.29	11.25		
3	16QAM	8	0	10.24	10.23	10.13	11	2
3	16QAM	8	4	10.3	10.02	10		
3	16QAM	8	7	10.16	10.14	10.02		
3	16QAM	15	0	10.15	10.2	10.12		
3	64QAM	1	0	10.3	10.19	10.01	11	2
3	64QAM	1	8	10.09	10.03	10.11		
3	64QAM	1	14	10.29	10.21	10.12		
3	64QAM	8	0	9.26	9.33	9.2	10	3
3	64QAM	8	4	9.35	9.34	9.22		
3	64QAM	8	7	9.47	9.44	9.31		
3	64QAM	15	0	9.18	9.4	9.23		
3	256QAM	1	0	7.3	7.19	7.01		
3	256QAM	1	8	7.09	7.03	7.11	8	5
3	256QAM	1	14	7.29	7.21	7.12		
3	256QAM	8	0	6.26	6.33	6.2		
3	256QAM	8	4	6.35	6.34	6.22		
3	256QAM	8	7	6.47	6.44	6.31		
3	256QAM	15	0	6.18	6.4	6.23		
Channel				18607	18900	19193	Tune-up limit (dBm)	MPR (dB)
Frequency (MHz)				1850.7	1880	1909.3		
1.4	QPSK	1	0	12.05	11.93	11.85	13	0
1.4	QPSK	1	3	11.87	11.71	11.59		
1.4	QPSK	1	5	11.87	11.94	12.12		
1.4	QPSK	3	0	11.12	11.17	11		
1.4	QPSK	3	1	11.09	10.87	10.85		
1.4	QPSK	3	3	11.11	11.05	11	12	1
1.4	16QAM	6	0	11.22	11.25	11.21	12	1
1.4	16QAM	1	0	11.4	11.36	11.51		
1.4	16QAM	1	3	11.37	11.46	11.3		
1.4	16QAM	1	5	11.47	11.21	11.17		
1.4	16QAM	3	0	10.15	10.23	10.12		



1.4	16QAM	3	1	10.3	10.2	10.11		
1.4	16QAM	3	3	10.16	10.14	10.15		
1.4	16QAM	6	0	10.07	10.1	10.08	11	2
1.4	64QAM	1	0	10.29	10.1	9.99	11	2
1.4	64QAM	1	3	9.99	9.93	10.07		
1.4	64QAM	1	5	10.23	10.18	10.03		
1.4	64QAM	3	0	10.2	10.01	9.92		
1.4	64QAM	3	1	9.98	9.93	10.03		
1.4	64QAM	3	3	10.23	10.13	9.96		
1.4	64QAM	6	0	9.08	9.37	9.16	10	3
1.4	256QAM	1	0	7.29	7.1	6.99	8	5
1.4	256QAM	1	3	6.99	6.93	7.07		
1.4	256QAM	1	5	7.23	7.18	7.03		
1.4	256QAM	3	0	7.2	7.01	6.92		
1.4	256QAM	3	1	6.98	6.93	7.03		
1.4	256QAM	3	3	7.23	7.13	6.96		
1.4	256QAM	6	0	6.08	6.37	6.16		

<LTE Band 2 MIMO 2>

BW [MHz]	Modulation	RB Size	RB Offset	Power	Power	Power	Tune-up limit (dBm)	MPR (dB)
				Low	Middle	High		
				Ch. / Freq.	Ch. / Freq.	Ch. / Freq.		
Channel				18700	18900	19100		
Frequency (MHz)				1860	1880	1900		
20	QPSK	1	0	11.44	11.42	11.65	12	0
20	QPSK	1	49	11.4	11.39	11.6		
20	QPSK	1	99	11.28	11.35	11.55		
20	QPSK	50	0	10.58	10.64	10.79	11	1
20	QPSK	50	24	10.44	10.52	10.71		
20	QPSK	50	50	10.66	10.62	10.58		
20	QPSK	100	0	10.47	10.69	10.84		
20	16QAM	1	0	10.83	10.86	10.87	11	1
20	16QAM	1	49	10.69	10.75	10.76		
20	16QAM	1	99	10.73	10.55	10.78		
20	16QAM	50	0	9.63	9.76	9.8	10	2
20	16QAM	50	24	9.58	9.63	9.73		
20	16QAM	50	50	9.59	9.74	9.73		
20	16QAM	100	0	9.58	9.69	9.75		
20	64QAM	1	0	9.53	9.71	9.71	10	2
20	64QAM	1	49	9.52	9.59	9.71		
20	64QAM	1	99	9.56	9.73	9.71		
20	64QAM	50	0	8.8	8.77	8.74	9	3
20	64QAM	50	24	8.75	8.71	8.7		
20	64QAM	50	50	8.75	8.72	8.74		
20	64QAM	100	0	8.79	8.74	8.76		
20	256QAM	1	0	6.53	6.71	6.71	7	5
20	256QAM	1	49	6.52	6.59	6.71		
20	256QAM	1	99	6.56	6.73	6.71		
20	256QAM	50	0	5.8	5.77	5.74		
20	256QAM	50	24	5.75	5.71	5.7		
20	256QAM	50	50	5.75	5.72	5.74		
20	256QAM	100	0	5.79	5.74	5.76		
Channel				18675	18900	19125		
Frequency (MHz)				1857.5	1880	1902.5	Tune-up limit (dBm)	MPR (dB)



15	QPSK	1	0	11.28	11.42	11.52	12	0
15	QPSK	1	37	11.33	11.29	11.6		
15	QPSK	1	74	11.39	11.27	11.51		
15	QPSK	36	0	10.51	10.58	10.71	11	1
15	QPSK	36	20	10.4	10.5	10.67		
15	QPSK	36	39	10.64	10.59	10.56		
15	QPSK	75	0	10.4	10.68	10.81	11	1
15	16QAM	1	0	10.78	10.82	10.87		
15	16QAM	1	37	10.68	10.66	10.7		
15	16QAM	1	74	10.7	10.55	10.76	10	2
15	16QAM	36	0	9.59	9.68	9.8		
15	16QAM	36	20	9.51	9.6	9.64		
15	16QAM	36	39	9.52	9.67	9.64	10	2
15	16QAM	75	0	9.52	9.65	9.68		
15	64QAM	1	0	9.52	9.63	9.65		
15	64QAM	1	37	9.45	9.53	9.63	10	2
15	64QAM	1	74	9.48	9.63	9.62		
15	64QAM	36	0	8.78	8.68	8.73		
15	64QAM	36	20	8.65	8.64	8.66	9	3
15	64QAM	36	39	8.73	8.64	8.7		
15	64QAM	75	0	8.77	8.73	8.68		
15	256QAM	1	0	6.52	6.63	6.65	7	5
15	256QAM	1	37	6.45	6.53	6.63		
15	256QAM	1	74	6.48	6.63	6.62		
15	256QAM	36	0	5.78	5.68	5.73		
15	256QAM	36	20	5.65	5.64	5.66		
15	256QAM	36	39	5.73	5.64	5.7		
15	256QAM	75	0	5.77	5.73	5.68		
Channel				18650	18900	19150	Tune-up limit (dBm)	MPR (dB)
Frequency (MHz)				1855	1880	1905		
10	QPSK	1	0	11.1	11.29	11.38	12	0
10	QPSK	1	25	11.27	11.22	11.61		
10	QPSK	1	49	11.3	11.23	11.45		
10	QPSK	25	0	10.41	10.61	10.73	11	1
10	QPSK	25	12	10.36	10.47	10.57		
10	QPSK	25	25	10.59	10.57	10.4		
10	QPSK	50	0	10.36	10.66	10.79	11	1
10	16QAM	1	0	10.74	10.74	10.72		
10	16QAM	1	25	10.67	10.62	10.73		
10	16QAM	1	49	10.64	10.39	10.65	10	2
10	16QAM	25	0	9.6	9.64	9.64		
10	16QAM	25	12	9.44	9.57	9.59		
10	16QAM	25	25	9.46	9.66	9.61	10	2
10	16QAM	50	0	9.52	9.56	9.63		
10	64QAM	1	0	9.42	9.63	9.61		
10	64QAM	1	25	9.36	9.49	9.63	10	2
10	64QAM	1	49	9.45	9.67	9.6		
10	64QAM	25	0	8.7	8.68	8.57		
10	64QAM	25	12	8.67	8.64	8.56	9	3
10	64QAM	25	25	8.74	8.6	8.59		
10	64QAM	50	0	8.72	8.66	8.68		
10	256QAM	1	0	6.42	6.63	6.61	7	5
10	256QAM	1	25	6.36	6.49	6.63		
10	256QAM	1	49	6.45	6.67	6.6		
10	256QAM	25	0	5.7	5.68	5.57		
10	256QAM	25	12	5.67	5.64	5.56		



10	256QAM	25	25	5.74	5.6	5.59		
10	256QAM	50	0	5.72	5.66	5.68		
Channel				18625	18900	19175	Tune-up limit (dBm)	MPR (dB)
Frequency (MHz)				1852.5	1880	1907.5		
5	QPSK	1	0	11.18	11.33	11.31	12	0
5	QPSK	1	12	11.37	11.3	11.55		
5	QPSK	1	24	11.32	11.23	11.33		
5	QPSK	12	0	10.41	10.49	10.59	11	1
5	QPSK	12	7	10.28	10.38	10.56		
5	QPSK	12	13	10.49	10.5	10.48		
5	QPSK	25	0	10.31	10.56	10.73	11	1
5	16QAM	1	0	10.61	10.76	10.74		
5	16QAM	1	12	10.59	10.6	10.64		
5	16QAM	1	24	10.58	10.5	10.63	10	2
5	16QAM	12	0	9.41	9.6	9.66		
5	16QAM	12	7	9.4	9.54	9.51		
5	16QAM	12	13	9.44	9.64	9.57	10	2
5	16QAM	25	0	9.46	9.53	9.56		
5	64QAM	1	0	9.33	9.57	9.58		
5	64QAM	1	12	9.37	9.49	9.59	10	2
5	64QAM	1	24	9.44	9.58	9.52		
5	64QAM	12	0	8.66	8.67	8.59		
5	64QAM	12	7	8.63	8.52	8.6	9	3
5	64QAM	12	13	8.6	8.58	8.58		
5	64QAM	25	0	8.57	8.62	8.63		
5	256QAM	1	0	6.33	6.57	6.58	7	5
5	256QAM	1	12	6.37	6.49	6.59		
5	256QAM	1	24	6.44	6.58	6.52		
5	256QAM	12	0	5.66	5.67	5.59		
5	256QAM	12	7	5.63	5.52	5.6		
5	256QAM	12	13	5.6	5.58	5.58		
5	256QAM	25	0	5.57	5.62	5.63		
Channel				18615	18900	19185	Tune-up limit (dBm)	MPR (dB)
Frequency (MHz)				1851.5	1880	1908.5		
3	QPSK	1	0	10.97	11.22	11.34	12	0
3	QPSK	1	8	11.15	11.17	11.43		
3	QPSK	1	14	11.31	11.02	11.28		
3	QPSK	8	0	10.29	10.48	10.59	11	1
3	QPSK	8	4	10.1	10.34	10.43		
3	QPSK	8	7	10.45	10.46	10.43		
3	QPSK	15	0	10.37	10.48	10.67	11	1
3	16QAM	1	0	10.59	10.57	10.6		
3	16QAM	1	8	10.39	10.62	10.5		
3	16QAM	1	14	10.58	10.34	10.66	10	2
3	16QAM	8	0	9.46	9.51	9.55		
3	16QAM	8	4	9.37	9.4	9.55		
3	16QAM	8	7	9.39	9.51	9.46	10	2
3	16QAM	15	0	9.37	9.48	9.51		
3	64QAM	1	0	9.28	9.57	9.5		
3	64QAM	1	8	9.33	9.38	9.51	10	2
3	64QAM	1	14	9.37	9.42	9.43		
3	64QAM	8	0	8.66	8.7	8.6		
3	64QAM	8	4	8.53	8.53	8.49	9	3
3	64QAM	8	7	8.58	8.54	8.53		
3	64QAM	15	0	8.62	8.52	8.59		
3	256QAM	1	0	6.28	6.57	6.5	7	5



3	256QAM	1	8	6.33	6.38	6.51		
3	256QAM	1	14	6.37	6.42	6.43		
3	256QAM	8	0	5.66	5.7	5.6		
3	256QAM	8	4	5.53	5.53	5.49		
3	256QAM	8	7	5.58	5.54	5.53		
3	256QAM	15	0	5.62	5.52	5.59		
Channel				18607	18900	19193	Tune-up limit (dBm)	MPR (dB)
Frequency (MHz)				1850.7	1880	1909.3		
1.4	QPSK	1	0	11.01	11.27	11.22	12	0
1.4	QPSK	1	3	11.29	11.12	11.34		
1.4	QPSK	1	5	11.2	11.13	11.38		
1.4	QPSK	3	0	10.41	10.37	10.64		
1.4	QPSK	3	1	10.14	10.35	10.42		
1.4	QPSK	3	3	10.35	10.37	10.16		
1.4	QPSK	6	0	10.15	10.59	10.59	11	1
1.4	16QAM	1	0	10.51	10.64	10.73	11	1
1.4	16QAM	1	3	10.44	10.47	10.46		
1.4	16QAM	1	5	10.42	10.29	10.61		
1.4	16QAM	3	0	9.43	9.56	9.48		
1.4	16QAM	3	1	9.31	9.34	9.48		
1.4	16QAM	3	3	9.35	9.34	9.5		
1.4	16QAM	6	0	9.35	9.4	9.55	10	2
1.4	64QAM	1	0	9.36	9.5	9.32	10	2
1.4	64QAM	1	3	9.3	9.37	9.45		
1.4	64QAM	1	5	9.2	9.41	9.57		
1.4	64QAM	3	0	9.28	9.35	9.53		
1.4	64QAM	3	1	9.27	9.44	9.24		
1.4	64QAM	3	3	9.25	9.37	9.38		
1.4	64QAM	6	0	8.65	8.42	8.38	9	3
1.4	256QAM	1	0	6.36	6.5	6.32	7	5
1.4	256QAM	1	3	6.3	6.37	6.45		
1.4	256QAM	1	5	6.2	6.41	6.57		
1.4	256QAM	3	0	6.28	6.35	6.53		
1.4	256QAM	3	1	6.27	6.44	6.24		
1.4	256QAM	3	3	6.25	6.37	6.38		
1.4	256QAM	6	0	5.65	5.42	5.38		

<LTE Band 4>

BW [MHz]	Modulation	RB Size	RB Offset	Power	Power	Power	Tune-up limit (dBm)	MPR (dB)
				Low	Middle	High		
				Ch. / Freq.	Ch. / Freq.	Ch. / Freq.		
Channel				20050	20175	20300		
Frequency (MHz)				1720	1732.5	1745		
20	QPSK	1	0	12.95	12.66	12.57	14	0
20	QPSK	1	49	12.67	12.47	12.44		
20	QPSK	1	99	12.7	12.71	12.53		
20	QPSK	50	0	12.01	11.91	11.78	13	1
20	QPSK	50	24	12.05	11.73	11.73		
20	QPSK	50	50	11.9	11.77	11.78		
20	QPSK	100	0	11.98	11.89	11.83		
20	16QAM	1	0	12.16	12.14	11.96	13	1
20	16QAM	1	49	12.06	11.98	11.74		
20	16QAM	1	99	12.03	11.85	11.95		
20	16QAM	50	0	10.98	10.95	10.83	12	2
20	16QAM	50	24	10.93	10.88	10.87		
20	16QAM	50	50	10.93	10.75	10.74		



20	16QAM	100	0	10.88	10.82	10.7		
20	64QAM	1	0	10.88	10.77	10.63	12	2
20	64QAM	1	49	10.8	10.7	10.53		
20	64QAM	1	99	10.77	10.66	10.5		
20	64QAM	50	0	9.82	9.89	9.9	11	3
20	64QAM	50	24	9.83	9.86	9.84		
20	64QAM	50	50	9.84	9.81	9.84		
20	64QAM	100	0	9.84	9.84	9.84		
20	256QAM	1	0	7.88	7.77	7.63	9	5
20	256QAM	1	49	7.8	7.7	7.53		
20	256QAM	1	99	7.77	7.66	7.5		
20	256QAM	50	0	6.82	6.89	6.9		
20	256QAM	50	24	6.83	6.86	6.84		
20	256QAM	50	50	6.84	6.81	6.84		
20	256QAM	100	0	6.84	6.84	6.84		
Channel				20025	20175	20325	Tune-up limit (dBm)	MPR (dB)
Frequency (MHz)				1717.5	1732.5	1747.5		
15	QPSK	1	0	12.85	12.57	12.56	14	0
15	QPSK	1	37	12.63	12.38	12.4		
15	QPSK	1	74	12.7	12.7	12.43		
15	QPSK	36	0	11.93	11.81	11.72	13	1
15	QPSK	36	20	11.99	11.67	11.64		
15	QPSK	36	39	11.81	11.71	11.77		
15	QPSK	75	0	11.92	11.8	11.75		
15	16QAM	1	0	12.1	12.13	11.89	13	1
15	16QAM	1	37	12.02	11.92	11.73		
15	16QAM	1	74	11.94	11.77	11.94		
15	16QAM	36	0	10.91	10.94	10.79	12	2
15	16QAM	36	20	10.9	10.83	10.81		
15	16QAM	36	39	10.92	10.68	10.72		
15	16QAM	75	0	10.84	10.81	10.66		
15	64QAM	1	0	10.87	10.75	10.61	12	2
15	64QAM	1	37	10.8	10.69	10.52		
15	64QAM	1	74	10.68	10.66	10.49		
15	64QAM	36	0	9.8	9.87	9.88	11	3
15	64QAM	36	20	9.81	9.81	9.78		
15	64QAM	36	39	9.76	9.8	9.83		
15	64QAM	75	0	9.83	9.75	9.75		
15	256QAM	1	0	7.87	7.75	7.61	9	5
15	256QAM	1	37	7.8	7.69	7.52		
15	256QAM	1	74	7.68	7.66	7.49		
15	256QAM	36	0	6.8	6.87	6.88		
15	256QAM	36	20	6.81	6.81	6.78		
15	256QAM	36	39	6.76	6.8	6.83		
15	256QAM	75	0	6.83	6.75	6.75		
Channel				20000	20175	20350	Tune-up limit (dBm)	MPR (dB)
Frequency (MHz)				1715	1732.5	1750		
10	QPSK	1	0	12.93	12.59	12.49	14	0
10	QPSK	1	25	12.58	12.38	12.35		
10	QPSK	1	49	12.65	12.6	12.46		
10	QPSK	25	0	11.82	11.81	11.67	13	1
10	QPSK	25	12	11.91	11.62	11.53		
10	QPSK	25	25	11.82	11.63	11.73		
10	QPSK	50	0	11.85	11.73	11.75		
10	16QAM	1	0	12.07	12.01	11.83	13	1
10	16QAM	1	25	11.96	11.86	11.61		



10	16QAM	1	49	11.92	11.84	11.9		
10	16QAM	25	0	10.92	10.9	10.69	12	2
10	16QAM	25	12	10.87	10.83	10.72		
10	16QAM	25	25	10.9	10.67	10.64		
10	16QAM	50	0	10.78	10.78	10.66		
10	64QAM	1	0	10.82	10.74	10.54	12	2
10	64QAM	1	25	10.65	10.65	10.43		
10	64QAM	1	49	10.67	10.54	10.35		
10	64QAM	25	0	9.78	9.77	9.78	11	3
10	64QAM	25	12	9.74	9.7	9.74		
10	64QAM	25	25	9.79	9.69	9.77		
10	64QAM	50	0	9.74	9.82	9.72		
10	256QAM	1	0	7.82	7.74	7.54	9	5
10	256QAM	1	25	7.65	7.65	7.43		
10	256QAM	1	49	7.67	7.54	7.35		
10	256QAM	25	0	6.78	6.77	6.78		
10	256QAM	25	12	6.74	6.7	6.74		
10	256QAM	25	25	6.79	6.69	6.77		
10	256QAM	50	0	6.74	6.82	6.72		
Channel				19975	20175	20375	Tune-up limit (dBm)	MPR (dB)
Frequency (MHz)				1712.5	1732.5	1752.5		
5	QPSK	1	0	12.78	12.61	12.38	14	0
5	QPSK	1	12	12.52	12.38	12.28		
5	QPSK	1	24	12.66	12.5	12.45		
5	QPSK	12	0	11.9	11.74	11.67	13	1
5	QPSK	12	7	11.86	11.64	11.56		
5	QPSK	12	13	11.76	11.66	11.54		
5	QPSK	25	0	11.8	11.7	11.67		
5	16QAM	1	0	11.93	11.93	11.88	13	1
5	16QAM	1	12	11.92	11.79	11.62		
5	16QAM	1	24	11.8	11.72	11.72		
5	16QAM	12	0	10.87	10.88	10.69	12	2
5	16QAM	12	7	10.76	10.73	10.77		
5	16QAM	12	13	10.83	10.69	10.57		
5	16QAM	25	0	10.76	10.64	10.53		
5	64QAM	1	0	10.79	10.62	10.51	12	2
5	64QAM	1	12	10.67	10.55	10.36		
5	64QAM	1	24	10.65	10.4	10.36		
5	64QAM	12	0	9.61	9.75	9.78	11	3
5	64QAM	12	7	9.72	9.83	9.8		
5	64QAM	12	13	9.72	9.69	9.78		
5	64QAM	25	0	9.67	9.79	9.68		
5	256QAM	1	0	7.79	7.62	7.51	9	5
5	256QAM	1	12	7.67	7.55	7.36		
5	256QAM	1	24	7.65	7.4	7.36		
5	256QAM	12	0	6.61	6.75	6.78		
5	256QAM	12	7	6.72	6.83	6.8		
5	256QAM	12	13	6.72	6.69	6.78		
5	256QAM	25	0	6.67	6.79	6.68		
Channel				19965	20175	20385	Tune-up limit (dBm)	MPR (dB)
Frequency (MHz)				1711.5	1732.5	1753.5		
3	QPSK	1	0	12.72	12.48	12.37	14	0
3	QPSK	1	8	12.41	12.36	12.24		
3	QPSK	1	14	12.42	12.53	12.31		
3	QPSK	8	0	11.78	11.77	11.65	13	1
3	QPSK	8	4	11.79	11.56	11.54		



3	QPSK	8	7	11.62	11.64	11.52		
3	QPSK	15	0	11.78	11.72	11.56		
3	16QAM	1	0	11.9	11.91	11.79	13	1
3	16QAM	1	8	11.84	11.75	11.54		
3	16QAM	1	14	11.79	11.64	11.86		
3	16QAM	8	0	10.79	10.64	10.59	12	2
3	16QAM	8	4	10.88	10.66	10.63		
3	16QAM	8	7	10.78	10.67	10.48		
3	16QAM	15	0	10.7	10.61	10.49		
3	64QAM	1	0	10.69	10.6	10.46	12	2
3	64QAM	1	8	10.57	10.55	10.19		
3	64QAM	1	14	10.59	10.44	10.34		
3	64QAM	8	0	9.53	9.68	9.63	11	3
3	64QAM	8	4	9.64	9.71	9.73		
3	64QAM	8	7	9.57	9.69	9.7		
3	64QAM	15	0	9.72	9.6	9.69		
3	256QAM	1	0	7.69	7.6	7.46	9	5
3	256QAM	1	8	7.57	7.55	7.19		
3	256QAM	1	14	7.59	7.44	7.34		
3	256QAM	8	0	6.53	6.68	6.63		
3	256QAM	8	4	6.64	6.71	6.73		
3	256QAM	8	7	6.57	6.69	6.7		
3	256QAM	15	0	6.72	6.6	6.69		
Channel				19957	20175	20393	Tune-up limit (dBm)	MPR (dB)
Frequency (MHz)				1710.7	1732.5	1754.3		
1.4	QPSK	1	0	12.75	12.41	12.27	14	0
1.4	QPSK	1	3	12.42	12.24	12.16		
1.4	QPSK	1	5	12.49	12.34	12.26		
1.4	QPSK	3	0	11.78	11.66	11.53		
1.4	QPSK	3	1	11.84	11.67	11.66		
1.4	QPSK	3	3	11.56	11.66	11.53		
1.4	QPSK	6	0	11.7	11.53	11.47	13	1
1.4	16QAM	1	0	11.8	11.86	11.66	13	1
1.4	16QAM	1	3	11.72	11.71	11.3		
1.4	16QAM	1	5	11.88	11.63	11.75		
1.4	16QAM	3	0	10.79	10.67	10.53		
1.4	16QAM	3	1	10.69	10.66	10.61		
1.4	16QAM	3	3	10.65	10.54	10.56		
1.4	16QAM	6	0	10.54	10.53	10.4	12	2
1.4	64QAM	1	0	10.67	10.55	10.36	12	2
1.4	64QAM	1	3	10.47	10.49	10.28		
1.4	64QAM	1	5	10.45	10.33	10.2		
1.4	64QAM	3	0	10.5	10.47	10.43		
1.4	64QAM	3	1	10.44	10.41	10.41		
1.4	64QAM	3	3	10.43	10.49	10.45		
1.4	64QAM	6	0	9.49	9.53	9.63	11	3
1.4	256QAM	1	0	7.67	7.55	7.36	9	5
1.4	256QAM	1	3	7.47	7.49	7.28		
1.4	256QAM	1	5	7.45	7.33	7.2		
1.4	256QAM	3	0	7.5	7.47	7.43		
1.4	256QAM	3	1	7.44	7.41	7.41		
1.4	256QAM	3	3	7.43	7.49	7.45		
1.4	256QAM	6	0	6.49	6.53	6.63		



<LTE Band 5>

BW [MHz]	Modulation	RB Size	RB Offset	Power	Power	Power	Tune-up limit (dBm)	MPR (dB)
				Low	Middle	High		
				Ch. / Freq.	Ch. / Freq.	Ch. / Freq.		
Channel				20450	20525	20600		
Frequency (MHz)				829	836.5	844		
10	QPSK	1	0	14.65	14.57	14.51	15.5	0
10	QPSK	1	25	14.51	14.52	14.49		
10	QPSK	1	49	14.28	14.47	14.25		
10	QPSK	25	0	13.73	13.89	13.62	14.5	1
10	QPSK	25	12	13.8	13.85	13.67		
10	QPSK	25	25	13.86	13.83	13.7		
10	QPSK	50	0	13.81	13.85	13.58	14.5	1
10	16QAM	1	0	14.06	13.96	14.1		
10	16QAM	1	25	13.78	13.9	13.98		
10	16QAM	1	49	14.16	13.94	13.45	13.5	2
10	16QAM	25	0	12.87	12.82	12.65		
10	16QAM	25	12	12.82	12.77	12.75		
10	16QAM	25	25	12.88	12.76	12.73	13.5	2
10	16QAM	50	0	12.77	12.72	12.54		
10	64QAM	1	0	12.54	12.56	12.56		
10	64QAM	1	25	12.54	12.6	12.6	13.5	2
10	64QAM	1	49	12.6	12.53	12.5		
10	64QAM	25	0	11.47	11.47	11.48		
10	64QAM	25	12	11.4	11.42	11.41	12.5	3
10	64QAM	25	25	11.43	11.46	11.47		
10	64QAM	50	0	11.48	11.46	11.5		
10	256QAM	1	0	9.54	9.56	9.56	10.5	5
10	256QAM	1	25	9.54	9.6	9.6		
10	256QAM	1	49	9.6	9.53	9.5		
10	256QAM	25	0	8.47	8.47	8.48		
10	256QAM	25	12	8.4	8.42	8.41		
10	256QAM	25	25	8.43	8.46	8.47		
10	256QAM	50	0	8.48	8.46	8.5		
Channel				20425	20525	20625	Tune-up limit (dBm)	MPR (dB)
Frequency (MHz)				826.5	836.5	846.5		
5	QPSK	1	0	14.49	14.5	14.27	15.5	0
5	QPSK	1	12	14.42	14.47	14.29		
5	QPSK	1	24	14.68	14.47	14.25		
5	QPSK	12	0	13.56	13.6	13.55	14.5	1
5	QPSK	12	7	13.7	13.85	13.67		
5	QPSK	12	13	13.85	13.79	13.53		
5	QPSK	25	0	13.65	13.72	13.47	14.5	1
5	16QAM	1	0	13.87	13.92	13.93		
5	16QAM	1	12	13.73	13.78	13.78		
5	16QAM	1	24	14.02	13.93	13.38	13.5	2
5	16QAM	12	0	12.67	12.79	12.61		
5	16QAM	12	7	12.73	12.71	12.64		
5	16QAM	12	13	12.77	12.66	12.61	13.5	2
5	16QAM	25	0	12.77	12.6	12.5		
5	64QAM	1	0	12.44	12.37	12.41		
5	64QAM	1	12	12.51	12.52	12.5	13.5	2
5	64QAM	1	24	12.47	12.52	12.38		
5	64QAM	12	0	11.29	11.31	11.38		
5	64QAM	12	7	11.26	11.37	11.39	12.5	3
5	64QAM	12	13	11.38	11.34	11.4		



5	64QAM	25	0	11.37	11.37	11.39		
5	256QAM	1	0	9.44	9.37	9.41	10.5	5
5	256QAM	1	12	9.51	9.52	9.5		
5	256QAM	1	24	9.47	9.52	9.38		
5	256QAM	12	0	8.29	8.31	8.38		
5	256QAM	12	7	8.26	8.37	8.39		
5	256QAM	12	13	8.38	8.34	8.4		
5	256QAM	25	0	8.37	8.37	8.39		
Channel				20415	20525	20635		
Frequency (MHz)				825.5	836.5	847.5		
3	QPSK	1	0	14.46	14.26	14.13	15.5	0
3	QPSK	1	8	14.17	14.17	14.37		
3	QPSK	1	14	14.57	14.31	14.04		
3	QPSK	8	0	13.53	13.63	13.32	14.5	1
3	QPSK	8	4	13.64	13.65	13.44		
3	QPSK	8	7	13.85	13.51	13.55		
3	QPSK	15	0	13.6	13.55	13.57		
3	16QAM	1	0	13.8	13.77	13.79	14.5	1
3	16QAM	1	8	13.59	13.85	13.78		
3	16QAM	1	14	14.03	13.65	13.36		
3	16QAM	8	0	12.65	12.48	12.35	13.5	2
3	16QAM	8	4	12.51	12.46	12.58		
3	16QAM	8	7	12.84	12.5	12.55		
3	16QAM	15	0	12.39	12.49	12.39		
3	64QAM	1	0	12.46	12.28	12.47	13.5	2
3	64QAM	1	8	12.32	12.39	12.4		
3	64QAM	1	14	12.4	12.45	12.25		
3	64QAM	8	0	11.29	11.34	11.24	12.5	3
3	64QAM	8	4	11.26	11.24	11.14		
3	64QAM	8	7	11.3	11.15	11.15		
3	64QAM	15	0	11.44	11.28	11.3		
3	256QAM	1	0	9.46	9.28	9.47	10.5	5
3	256QAM	1	8	9.32	9.39	9.4		
3	256QAM	1	14	9.4	9.45	9.25		
3	256QAM	8	0	8.29	8.34	8.24		
3	256QAM	8	4	8.26	8.24	8.14		
3	256QAM	8	7	8.3	8.15	8.15		
3	256QAM	15	0	8.44	8.28	8.3		
Channel				20407	20525	20643		
Frequency (MHz)				824.7	836.5	848.3		
1.4	QPSK	1	0	14.39	14.26	13.9	15.5	0
1.4	QPSK	1	3	14.22	14.14	14.09		
1.4	QPSK	1	5	14.51	13.94	13.88		
1.4	QPSK	3	0	13.63	13.54	13.67		
1.4	QPSK	3	1	13.78	13.61	13.77		
1.4	QPSK	3	3	13.68	13.51	13.88		
1.4	QPSK	6	0	13.36	13.58	13.35	14.5	1
1.4	16QAM	1	0	13.75	13.67	13.82	14.5	1
1.4	16QAM	1	3	13.42	13.72	13.74		
1.4	16QAM	1	5	13.99	13.56	13.17		
1.4	16QAM	3	0	12.6	12.45	12.43		
1.4	16QAM	3	1	12.48	12.42	12.65		
1.4	16QAM	3	3	12.55	12.35	12.39	13.5	2
1.4	16QAM	6	0	12.33	12.47	12.32	13.5	2
1.4	64QAM	1	0	12.46	12.23	12.28		
1.4	64QAM	1	3	12.07	12.16	12.21		



1.4	64QAM	1	5	12.42	12.3	12.14		
1.4	64QAM	3	0	11.25	11.2	11.08		
1.4	64QAM	3	1	10.94	11.18	11.31		
1.4	64QAM	3	3	11.02	11.01	11.11		
1.4	64QAM	6	0	11.11	11.2	11.24	12.5	3
1.4	256QAM	1	0	9.46	9.23	9.28	10.5	5
1.4	256QAM	1	3	9.07	9.16	9.21		
1.4	256QAM	1	5	9.42	9.3	9.14		
1.4	256QAM	3	0	8.25	8.2	8.08		
1.4	256QAM	3	1	7.94	8.18	8.31		
1.4	256QAM	3	3	8.02	8.01	8.11		
1.4	256QAM	6	0	8.11	8.2	8.24		

<LTE Band 7>

BW [MHz]	Modulation	RB Size	RB Offset	Power	Power	Power	Tune-up limit (dBm)	MPR (dB)
				Low	Middle	High		
				Ch. / Freq.	Ch. / Freq.	Ch. / Freq.		
Channel				20850	21100	21350		
Frequency (MHz)				2510	2535	2560		
20	QPSK	1	0	11.18	11.25	11.21	12	0
20	QPSK	1	49	11.11	11.14	11.13		
20	QPSK	1	99	11.08	11.1	11.11		
20	QPSK	50	0	10.48	10.57	10.53	11	1
20	QPSK	50	24	10.44	10.52	10.51		
20	QPSK	50	50	10.31	10.5	10.49		
20	QPSK	100	0	10.41	10.5	10.48	11	1
20	16QAM	1	0	10.36	10.52	10.46		
20	16QAM	1	49	10.72	10.61	10.62		
20	16QAM	1	99	10.67	10.66	10.68	10	2
20	16QAM	50	0	9.3	9.37	9.36		
20	16QAM	50	24	9.48	9.4	9.48		
20	16QAM	50	50	9.49	9.47	9.49	10	2
20	16QAM	100	0	9.38	9.4	9.48		
20	64QAM	1	0	9.29	9.18	9.27		
20	64QAM	1	49	9.42	9.33	9.46	10	2
20	64QAM	1	99	9.48	9.47	9.42		
20	64QAM	50	0	8.35	8.42	8.33		
20	64QAM	50	24	8.25	8.25	8.37	9	3
20	64QAM	50	50	8.26	8.38	8.35		
20	64QAM	100	0	8.4	8.36	8.28		
20	256QAM	1	0	6.29	6.18	6.27	7	5
20	256QAM	1	49	6.42	6.33	6.46		
20	256QAM	1	99	6.48	6.47	6.42		
20	256QAM	50	0	5.35	5.42	5.33		
20	256QAM	50	24	5.25	5.25	5.37		
20	256QAM	50	50	5.26	5.38	5.35		
20	256QAM	100	0	5.4	5.36	5.28		
Channel				20825	21100	21375		
Frequency (MHz)				2507.5	2535	2562.5		
15	QPSK	1	0	10.92	10.88	11.06	12	0
15	QPSK	1	37	11.06	11.06	11.06		
15	QPSK	1	74	11.03	11.17	10.98		
15	QPSK	36	0	10.15	10.23	10.2	11	1
15	QPSK	36	20	10.35	10.45	10.38		
15	QPSK	36	39	10.29	10.3	10.43		



15	QPSK	75	0	10.23	10.25	10.57				
15	16QAM	1	0	10.18	10.39	10.61	11	1		
15	16QAM	1	37	10.65	10.47	10.6				
15	16QAM	1	74	10.64	10.51	10.52				
15	16QAM	36	0	9.1	9.32	9.3	10	2		
15	16QAM	36	20	9.37	9.25	9.47				
15	16QAM	36	39	9.4	9.43	9.42				
15	16QAM	75	0	9.3	9.24	9.41	10	2		
15	64QAM	1	0	9.09	8.99	9.12				
15	64QAM	1	37	9.23	9.13	9.32				
15	64QAM	1	74	9.41	9.43	9.4	9	3		
15	64QAM	36	0	8.34	8.37	8.15				
15	64QAM	36	20	8.07	8.06	8.25				
15	64QAM	36	39	8.25	8.21	8.33	7	5		
15	64QAM	75	0	8.31	8.17	8.25				
15	256QAM	1	0	6.09	5.99	6.12				
15	256QAM	1	37	6.23	6.13	6.32	7	5		
15	256QAM	1	74	6.41	6.43	6.4				
15	256QAM	36	0	5.34	5.37	5.15				
15	256QAM	36	20	5.07	5.06	5.25	7	5		
15	256QAM	36	39	5.25	5.21	5.33				
15	256QAM	75	0	5.31	5.17	5.25				
Channel				20800	21100	21400	Tune-up limit (dBm)	MPR (dB)		
Frequency (MHz)				2505	2535	2565				
10	QPSK	1	0	10.78	10.95	11.01	12	0		
10	QPSK	1	25	10.77	10.85	11.01				
10	QPSK	1	49	10.99	11.07	11.01				
10	QPSK	25	0	10.1	10.22	10.24	11	1		
10	QPSK	25	12	10.28	10.2	10.32				
10	QPSK	25	25	10.39	10.15	10.2				
10	QPSK	50	0	10.37	10.3	10.42	11	1		
10	16QAM	1	0	10.11	10.12	10.47				
10	16QAM	1	25	10.53	10.33	10.34				
10	16QAM	1	49	10.53	10.4	10.52	10	2		
10	16QAM	25	0	9.11	9.07	9.18				
10	16QAM	25	12	9.18	9.36	9.3				
10	16QAM	25	25	9.31	9.29	9.41	10	2		
10	16QAM	50	0	9.22	9.24	9.25				
10	64QAM	1	0	9.02	9.08	9				
10	64QAM	1	25	9.17	9.09	9.26	10	2		
10	64QAM	1	49	9.17	9.28	9.15				
10	64QAM	25	0	8.33	8.09	8.2				
10	64QAM	25	12	7.98	8.05	8.12	9	3		
10	64QAM	25	25	7.92	8.22	8.17				
10	64QAM	50	0	8.33	8.12	8.24				
10	256QAM	1	0	6.02	6.08	6	7	5		
10	256QAM	1	25	6.17	6.09	6.26				
10	256QAM	1	49	6.17	6.28	6.15				
10	256QAM	25	0	5.33	5.09	5.2	7	5		
10	256QAM	25	12	4.98	5.05	5.12				
10	256QAM	25	25	4.92	5.22	5.17				
10	256QAM	50	0	5.33	5.12	5.24	7	5		
Channel				20775	21100	21425			Tune-up limit (dBm)	MPR (dB)
Frequency (MHz)				2502.5	2535	2567.5				
5	QPSK	1	0	10.85	10.73	10.83	12	0		
5	QPSK	1	12	10.9	10.87	10.97				



5	QPSK	1	24	10.69	10.94	10.96		
5	QPSK	12	0	9.87	10.08	10.21	11	1
5	QPSK	12	7	10.01	10.31	10.39		
5	QPSK	12	13	10.22	10.18	10.36		
5	QPSK	25	0	10.1	10.13	10.39		
5	16QAM	1	0	10.04	10.09	10.28	11	1
5	16QAM	1	12	10.38	10.44	10.37		
5	16QAM	1	24	10.14	10.4	10.39		
5	16QAM	12	0	9.01	9.23	8.93	10	2
5	16QAM	12	7	9.17	8.88	9.17		
5	16QAM	12	13	9.24	8.94	9.07		
5	16QAM	25	0	8.99	9.01	9.06		
5	64QAM	1	0	8.94	8.96	9.04	10	2
5	64QAM	1	12	9.01	9.03	9.17		
5	64QAM	1	24	9.17	9.06	9.18		
5	64QAM	12	0	8.15	8.03	7.92	9	3
5	64QAM	12	7	7.83	7.87	7.87		
5	64QAM	12	13	8	7.85	8.01		
5	64QAM	25	0	8.19	8.02	7.95		
5	256QAM	1	0	5.94	5.96	6.04	7	5
5	256QAM	1	12	6.01	6.03	6.17		
5	256QAM	1	24	6.17	6.06	6.18		
5	256QAM	12	0	5.15	5.03	4.92		
5	256QAM	12	7	4.83	4.87	4.87		
5	256QAM	12	13	5	4.85	5.01		
5	256QAM	25	0	5.19	5.02	4.95		

<LTE Band 7 MIMO 2>

BW [MHz]	Modulation	RB Size	RB Offset	Power	Power	Power	Tune-up limit (dBm)	MPR (dB)
				Low	Middle	High		
				Ch. / Freq.	Ch. / Freq.	Ch. / Freq.		
Channel				20850	21100	21350		
Frequency (MHz)				2510	2535	2560		
20	QPSK	1	0	7.28	7.67	7.53	8	0
20	QPSK	1	49	7.33	7.3	7.54		
20	QPSK	1	99	7.56	7.58	7.55		
20	QPSK	50	0	6.57	6.71	6.58	7	1
20	QPSK	50	24	6.67	6.63	6.58		
20	QPSK	50	50	6.68	6.59	6.59		
20	QPSK	100	0	6.67	6.62	6.59		
20	16QAM	1	0	6.64	6.73	6.89	7	1
20	16QAM	1	49	6.63	6.59	6.9		
20	16QAM	1	99	6.87	7.15	6.84		
20	16QAM	50	0	5.67	5.71	5.46	6	2
20	16QAM	50	24	5.78	5.72	5.58		
20	16QAM	50	50	5.76	5.69	5.68		
20	16QAM	100	0	5.75	5.58	5.63		
20	64QAM	1	0	5.5	5.61	5.37	6	2
20	64QAM	1	49	5.68	5.6	5.45		
20	64QAM	1	99	5.63	5.55	5.68		
20	64QAM	50	0	4.66	4.6	4.66	5	3
20	64QAM	50	24	4.56	4.66	4.54		
20	64QAM	50	50	4.57	4.61	4.64		
20	64QAM	100	0	4.58	4.55	4.54		



20	256QAM	1	0	2.5	2.61	2.37	3	5
20	256QAM	1	49	2.68	2.6	2.45		
20	256QAM	1	99	2.63	2.55	2.68		
20	256QAM	50	0	1.66	1.6	1.66		
20	256QAM	50	24	1.56	1.66	1.54		
20	256QAM	50	50	1.57	1.61	1.64		
20	256QAM	100	0	1.58	1.55	1.54		
Channel				20825	21100	21375	Tune-up limit (dBm)	MPR (dB)
Frequency (MHz)				2507.5	2535	2562.5		
15	QPSK	1	0	7.44	7.51	7.41	8	0
15	QPSK	1	37	7.2	7.21	7.36		
15	QPSK	1	74	7.42	7.42	7.36		
15	QPSK	36	0	6.4	6.51	6.52	7	1
15	QPSK	36	20	6.64	6.54	6.38		
15	QPSK	36	39	6.68	6.57	6.47		
15	QPSK	75	0	6.56	6.55	6.58	7	1
15	16QAM	1	0	6.48	6.66	6.76		
15	16QAM	1	37	6.53	6.46	6.78		
15	16QAM	1	74	6.81	7	6.65	6	2
15	16QAM	36	0	5.61	5.65	5.32		
15	16QAM	36	20	5.74	5.53	5.42		
15	16QAM	36	39	5.57	5.68	5.56	6	2
15	16QAM	75	0	5.65	5.48	5.51		
15	64QAM	1	0	5.44	5.48	5.34		
15	64QAM	1	37	5.48	5.45	5.42	6	2
15	64QAM	1	74	5.47	5.42	5.5		
15	64QAM	36	0	4.64	4.59	4.51		
15	64QAM	36	20	4.55	4.51	4.42	5	3
15	64QAM	36	39	4.4	4.56	4.6		
15	64QAM	75	0	4.51	4.36	4.39		
15	256QAM	1	0	2.44	2.48	2.34	3	5
15	256QAM	1	37	2.48	2.45	2.42		
15	256QAM	1	74	2.47	2.42	2.5		
15	256QAM	36	0	1.64	1.59	1.51		
15	256QAM	36	20	1.55	1.51	1.42		
15	256QAM	36	39	1.4	1.56	1.6		
15	256QAM	75	0	1.51	1.36	1.39		
Channel				20800	21100	21400	Tune-up limit (dBm)	MPR (dB)
Frequency (MHz)				2505	2535	2565		
10	QPSK	1	0	7.34	7.57	7.33	8	0
10	QPSK	1	25	7.08	7.07	7.39		
10	QPSK	1	49	7.42	7.39	7.29		
10	QPSK	25	0	6.26	6.39	6.21	7	1
10	QPSK	25	12	6.48	6.54	6.38		
10	QPSK	25	25	6.57	6.45	6.41		
10	QPSK	50	0	6.6	6.45	6.36	7	1
10	16QAM	1	0	6.56	6.59	6.84		
10	16QAM	1	25	6.31	6.28	6.71		
10	16QAM	1	49	6.62	6.97	6.58	6	2
10	16QAM	25	0	5.67	5.58	5.25		
10	16QAM	25	12	5.64	5.66	5.45		
10	16QAM	25	25	5.72	5.49	5.47	6	2
10	16QAM	50	0	5.51	5.39	5.56		
10	64QAM	1	0	5.47	5.27	5.27		
10	64QAM	1	25	5.33	5.39	5.38	6	2
10	64QAM	1	49	5.42	5.34	5.46		



10	64QAM	25	0	4.48	4.5	4.36	5	3
10	64QAM	25	12	4.36	4.4	4.23		
10	64QAM	25	25	4.42	4.29	4.34		
10	64QAM	50	0	4.41	4.5	4.43	3	5
10	256QAM	1	0	2.47	2.27	2.27		
10	256QAM	1	25	2.33	2.39	2.38		
10	256QAM	1	49	2.42	2.34	2.46		
10	256QAM	25	0	1.48	1.5	1.36		
10	256QAM	25	12	1.36	1.4	1.23		
10	256QAM	25	25	1.42	1.29	1.34		
10	256QAM	50	0	1.41	1.5	1.43		
Channel				20775	21100	21425	Tune-up limit (dBm)	MPR (dB)
Frequency (MHz)				2502.5	2535	2567.5		
5	QPSK	1	0	7.01	7.55	7.31	8	0
5	QPSK	1	12	6.95	6.91	7.41		
5	QPSK	1	24	7.22	7.4	7.17		
5	QPSK	12	0	6.27	6.3	6.13	7	1
5	QPSK	12	7	6.32	6.24	6.25		
5	QPSK	12	13	6.39	6.21	6.16		
5	QPSK	25	0	6.23	6.42	6.38		
5	16QAM	1	0	6.36	6.49	6.68	7	1
5	16QAM	1	12	6.3	6.07	6.41		
5	16QAM	1	24	6.56	7.05	6.39		
5	16QAM	12	0	5.51	5.35	5.18	6	2
5	16QAM	12	7	5.51	5.61	5.28		
5	16QAM	12	13	5.59	5.37	5.26		
5	16QAM	25	0	5.5	5.47	5.32		
5	64QAM	1	0	5.13	5.42	5.13	6	2
5	64QAM	1	12	5.46	5.4	5.12		
5	64QAM	1	24	5.4	5.35	5.23		
5	64QAM	12	0	4.48	4.47	4.31	5	3
5	64QAM	12	7	4.13	4.39	4.36		
5	64QAM	12	13	4.39	4.33	4.35		
5	64QAM	25	0	4.16	4.33	4.46		
5	256QAM	1	0	2.13	2.42	2.13	3	5
5	256QAM	1	12	2.46	2.4	2.12		
5	256QAM	1	24	2.4	2.35	2.23		
5	256QAM	12	0	1.48	1.47	1.31		
5	256QAM	12	7	1.13	1.39	1.36		
5	256QAM	12	13	1.39	1.33	1.35		
5	256QAM	25	0	1.16	1.33	1.46		

<LTE Band 12>

BW [MHz]	Modulation	RB Size	RB Offset	Power	Power	Power	Tune-up limit (dBm)	MPR (dB)
				Low	Middle	High		
				Ch. / Freq.	Ch. / Freq.	Ch. / Freq.		
Channel				23060	23095	23130		
Frequency (MHz)				704	707.5	711		
10	QPSK	1	0	14.57	14.87	14.67	16	0
10	QPSK	1	25	14.54	14.51	14.53		
10	QPSK	1	49	14.43	14.5	14.47		
10	QPSK	25	0	13.74	13.79	13.73	15	1
10	QPSK	25	12	13.6	13.62	13.57		
10	QPSK	25	25	13.55	13.59	13.49		
10	QPSK	50	0	13.76	13.78	13.66		



10	16QAM	1	0	13.98	13.96	13.98	15	1		
10	16QAM	1	25	13.99	13.8	13.87				
10	16QAM	1	49	13.91	13.95	13.73				
10	16QAM	25	0	12.76	12.58	12.65	14	2		
10	16QAM	25	12	12.86	12.73	12.71				
10	16QAM	25	25	12.81	12.65	12.88				
10	16QAM	50	0	12.73	12.67	12.85	14	2		
10	64QAM	1	0	12.7	12.54	12.65				
10	64QAM	1	25	12.8	12.65	12.62				
10	64QAM	1	49	12.76	12.62	12.81	13	3		
10	64QAM	25	0	11.66	11.71	11.75				
10	64QAM	25	12	11.76	11.73	11.72				
10	64QAM	25	25	11.72	11.67	11.73	11	5		
10	64QAM	50	0	11.76	11.66	11.7				
10	256QAM	1	0	9.7	9.54	9.65				
10	256QAM	1	25	9.8	9.65	9.62	11	5		
10	256QAM	1	49	9.76	9.62	9.81				
10	256QAM	25	0	8.66	8.71	8.75				
10	256QAM	25	12	8.76	8.73	8.72	11	5		
10	256QAM	25	25	8.72	8.67	8.73				
10	256QAM	50	0	8.76	8.66	8.7				
Channel				23035	23095	23155	Tune-up limit (dBm)	MPR (dB)		
Frequency (MHz)				701.5	707.5	713.5				
5	QPSK	1	0	14.43	14.6	14.56	16	0		
5	QPSK	1	12	14.33	14.35	14.33				
5	QPSK	1	24	14.44	14.78	14.53				
5	QPSK	12	0	13.74	13.44	13.56	15	1		
5	QPSK	12	7	13.77	13.53	13.63				
5	QPSK	12	13	13.66	13.5	13.8				
5	QPSK	25	0	13.65	13.76	13.51	15	1		
5	16QAM	1	0	13.9	13.79	13.9				
5	16QAM	1	12	13.99	13.7	13.85				
5	16QAM	1	24	13.84	13.83	13.63	14	2		
5	16QAM	12	0	12.74	12.53	12.51				
5	16QAM	12	7	12.74	12.61	12.68				
5	16QAM	12	13	12.79	12.53	12.69	14	2		
5	16QAM	25	0	12.65	12.52	12.76				
5	64QAM	1	0	12.63	12.37	12.51				
5	64QAM	1	12	12.69	12.63	12.56	14	2		
5	64QAM	1	24	12.76	12.49	12.66				
5	64QAM	12	0	11.56	11.63	11.74				
5	64QAM	12	7	11.57	11.53	11.62	13	3		
5	64QAM	12	13	11.69	11.48	11.61				
5	64QAM	25	0	11.74	11.63	11.53				
5	256QAM	1	0	9.63	9.37	9.51	11	5		
5	256QAM	1	12	9.69	9.63	9.56				
5	256QAM	1	24	9.76	9.49	9.66				
5	256QAM	12	0	8.56	8.63	8.74	11	5		
5	256QAM	12	7	8.57	8.53	8.62				
5	256QAM	12	13	8.69	8.48	8.61				
5	256QAM	25	0	8.74	8.63	8.53	11	5		
Channel				23025	23095	23165			Tune-up limit (dBm)	MPR (dB)
Frequency (MHz)				700.5	707.5	714.5				
3	QPSK	1	0	14.27	14.41	14.32	16	0		
3	QPSK	1	8	14.03	14.29	14.25				
3	QPSK	1	14	14.48	14.58	14.34				



3	QPSK	8	0	13.44	13.21	13.39	15	1		
3	QPSK	8	4	13.51	13.45	13.4				
3	QPSK	8	7	13.68	13.4	13.56				
3	QPSK	15	0	13.69	13.5	13.37	15	1		
3	16QAM	1	0	13.71	13.74	13.83				
3	16QAM	1	8	13.85	13.7	13.73				
3	16QAM	1	14	13.57	13.56	13.58	14	2		
3	16QAM	8	0	12.58	12.22	12.33				
3	16QAM	8	4	12.62	12.49	12.47				
3	16QAM	8	7	12.54	12.49	12.7	14	2		
3	16QAM	15	0	12.48	12.53	12.66				
3	64QAM	1	0	12.53	12.36	12.48				
3	64QAM	1	8	12.7	12.46	12.34	13	3		
3	64QAM	1	14	12.65	12.38	12.47				
3	64QAM	8	0	11.47	11.45	11.53				
3	64QAM	8	4	11.55	11.46	11.61	11	5		
3	64QAM	8	7	11.53	11.4	11.69				
3	64QAM	15	0	11.42	11.34	11.52				
3	256QAM	1	0	9.53	9.36	9.48	11	5		
3	256QAM	1	8	9.7	9.46	9.34				
3	256QAM	1	14	9.65	9.38	9.47				
3	256QAM	8	0	8.47	8.45	8.53	11	5		
3	256QAM	8	4	8.55	8.46	8.61				
3	256QAM	8	7	8.53	8.4	8.69				
3	256QAM	15	0	8.42	8.34	8.52	11	5		
Channel				23017	23095	23173			Tune-up limit (dBm)	MPR (dB)
Frequency (MHz)				699.7	707.5	715.3				
1.4	QPSK	1	0	14.11	14.4	14.3	16	0		
1.4	QPSK	1	3	14.19	14.13	14.09				
1.4	QPSK	1	5	14.4	14.53	14.41				
1.4	QPSK	3	0	13.55	13.27	13.24				
1.4	QPSK	3	1	13.25	13.19	13.4				
1.4	QPSK	3	3	13.7	13.32	13.56				
1.4	QPSK	6	0	13.36	13.57	13.26	15	1		
1.4	16QAM	1	0	13.71	13.64	13.82	15	1		
1.4	16QAM	1	3	13.78	13.57	13.81				
1.4	16QAM	1	5	13.55	13.72	13.39				
1.4	16QAM	3	0	12.34	12.24	12.28				
1.4	16QAM	3	1	12.39	12.32	12.5				
1.4	16QAM	3	3	12.66	12.29	12.42				
1.4	16QAM	6	0	12.49	12.51	12.54	14	2		
1.4	64QAM	1	0	12.31	12.38	12.43	14	2		
1.4	64QAM	1	3	12.38	12.44	12.32				
1.4	64QAM	1	5	12.47	12.4	12.48				
1.4	64QAM	3	0	12.24	12.47	12.19				
1.4	64QAM	3	1	12.44	12.3	12.5				
1.4	64QAM	3	3	12.37	12.16	12.45				
1.4	64QAM	6	0	11.66	11.26	11.38	13	3		
1.4	256QAM	1	0	9.31	9.38	9.43	11	5		
1.4	256QAM	1	3	9.38	9.44	9.32				
1.4	256QAM	1	5	9.47	9.4	9.48				
1.4	256QAM	3	0	9.24	9.47	9.19				
1.4	256QAM	3	1	9.44	9.3	9.5				
1.4	256QAM	3	3	9.37	9.16	9.45				
1.4	256QAM	6	0	8.66	8.26	8.38	11	5		



<LTE Band 13>

BW [MHz]	Modulation	RB Size	RB Offset	Power	Power	Power	Tune-up limit (dBm)	MPR (dB)
				Low	Middle	High		
				Ch. / Freq.	Ch. / Freq.	Ch. / Freq.		
Channel				23230				
Frequency (MHz)				782				
10	QPSK	1	0		15.44		17	0
10	QPSK	1	25		15.32			
10	QPSK	1	49		15.21			
10	QPSK	25	0		14.67		16	1
10	QPSK	25	12		14.6			
10	QPSK	25	25		14.58			
10	QPSK	50	0		14.63		16	1
10	16QAM	1	0		14.93			
10	16QAM	1	25		14.83			
10	16QAM	1	49		14.87		15	2
10	16QAM	25	0		13.56			
10	16QAM	25	12		13.68			
10	16QAM	25	25		13.65		15	2
10	16QAM	50	0		13.65			
10	64QAM	1	0		13.44			
10	64QAM	1	25		13.45		15	2
10	64QAM	1	49		13.16			
10	64QAM	25	0		12.57			
10	64QAM	25	12		12.55		14	3
10	64QAM	25	25		12.56			
10	64QAM	50	0		12.5			
10	256QAM	1	0		10.44		12	5
10	256QAM	1	25		10.45			
10	256QAM	1	49		10.16			
10	256QAM	25	0		9.57		12	5
10	256QAM	25	12		9.55			
10	256QAM	25	25		9.56			
10	256QAM	50	0		9.5			
Channel				23205	23230	23255	Tune-up limit (dBm)	MPR (dB)
Frequency (MHz)				779.5	782	784.5		
5	QPSK	1	0	15.39	15.37	15.35	17	0
5	QPSK	1	12	15.13	15.18	15.26		
5	QPSK	1	24	15.03	15.17	15.13		
5	QPSK	12	0	14.59	14.48	14.59	16	1
5	QPSK	12	7	14.62	14.57	14.62		
5	QPSK	12	13	14.52	14.54	14.4		
5	QPSK	25	0	14.5	14.51	14.53	16	1
5	16QAM	1	0	14.83	14.77	14.81		
5	16QAM	1	12	14.72	14.79	14.68		
5	16QAM	1	24	14.71	14.79	14.67	15	2
5	16QAM	12	0	13.48	13.52	13.37		
5	16QAM	12	7	13.49	13.54	13.61		
5	16QAM	12	13	13.58	13.47	13.47	15	2
5	16QAM	25	0	13.61	13.52	13.59		
5	64QAM	1	0	13.39	13.28	13.26		
5	64QAM	1	12	13.44	13.41	13.26	15	2
5	64QAM	1	24	13	12.98	13.11		
5	64QAM	12	0	12.49	12.41	12.57		
5	64QAM	12	7	12.45	12.35	12.45	14	3



5	64QAM	12	13	12.39	12.47	12.5	12	5
5	64QAM	25	0	12.46	12.37	12.43		
5	256QAM	1	0	10.39	10.28	10.26		
5	256QAM	1	12	10.44	10.41	10.26		
5	256QAM	1	24	10	9.98	10.11		
5	256QAM	12	0	9.49	9.41	9.57		
5	256QAM	12	7	9.45	9.35	9.45		
5	256QAM	12	13	9.39	9.47	9.5		
5	256QAM	25	0	9.46	9.37	9.43		

<LTE Band 14>

BW [MHz]	Modulation	RB Size	RB Offset	Power	Power	Power	Tune-up limit (dBm)	MPR (dB)
				Low	Middle	High		
				Ch. / Freq.	Ch. / Freq.	Ch. / Freq.		
Channel				23330				
Frequency (MHz)				793				
10	QPSK	1	0		14.56		16	0
10	QPSK	1	25		14.55			
10	QPSK	1	49		14.46			
10	QPSK	25	0		13.99		15	1
10	QPSK	25	12		13.96			
10	QPSK	25	25		13.97			
10	QPSK	50	0		13.91		15	1
10	16QAM	1	0		14.37			
10	16QAM	1	25		14.27			
10	16QAM	1	49		14.17		14	2
10	16QAM	25	0		13.08			
10	16QAM	25	12		13.06			
10	16QAM	25	25		13.04		14	2
10	16QAM	50	0		13.09			
10	64QAM	1	0		13.1			
10	64QAM	1	25		13.05		14	2
10	64QAM	1	49		13.04			
10	64QAM	25	0		12.21			
10	64QAM	25	12		12.26		13	3
10	64QAM	25	25		12.15			
10	64QAM	50	0		12.2			
10	256QAM	1	0		10.1		11	5
10	256QAM	1	25		10.05			
10	256QAM	1	49		10.04			
10	256QAM	25	0		9.21			
10	256QAM	25	12		9.26			
10	256QAM	25	25		9.15			
10	256QAM	50	0		9.2			
Channel				23305	23330	23355	Tune-up limit (dBm)	MPR (dB)
Frequency (MHz)				790.5	793	795.5		
5	QPSK	1	0	14.99	15.06	15.04	16	0
5	QPSK	1	12	14.76	14.6	14.77		
5	QPSK	1	24	14.72	14.63	14.59		
5	QPSK	12	0	13.88	13.93	13.94	15	1
5	QPSK	12	7	13.81	13.78	13.89		
5	QPSK	12	13	13.99	13.95	13.9		
5	QPSK	25	0	14.01	14.04	13.96		
5	16QAM	1	0	14.31	14.26	14.32	15	1
5	16QAM	1	12	14.3	14.21	14.3		



5	16QAM	1	24	14.05	13.99	14.17		
5	16QAM	12	0	12.9	13.02	13.07	14	2
5	16QAM	12	7	13.02	12.86	13.05		
5	16QAM	12	13	12.87	13	12.9		
5	16QAM	25	0	13.04	12.96	12.98		
5	64QAM	1	0	12.94	13.06	13.03	14	2
5	64QAM	1	12	12.9	12.98	12.86		
5	64QAM	1	24	12.95	12.93	12.84		
5	64QAM	12	0	12.21	12.17	12.12	13	3
5	64QAM	12	7	12.12	12.25	12.19		
5	64QAM	12	13	12.12	11.98	12.11		
5	64QAM	25	0	12.12	12.12	12.18		
5	256QAM	1	0	9.94	10.06	10.03	11	5
5	256QAM	1	12	9.9	9.98	9.86		
5	256QAM	1	24	9.95	9.93	9.84		
5	256QAM	12	0	9.21	9.17	9.12		
5	256QAM	12	7	9.12	9.25	9.19		
5	256QAM	12	13	9.12	8.98	9.11		
5	256QAM	25	0	9.12	9.12	9.18		

<LTE Band 17>

BW [MHz]	Modulation	RB Size	RB Offset	Power	Power	Power	Tune-up limit (dBm)	MPR (dB)
				Low	Middle	High		
				Ch. / Freq.	Ch. / Freq.	Ch. / Freq.		
Channel				23780	23790	23800		
Frequency (MHz)				709	710	711		
10	QPSK	1	0	14.45	14.54	14.56	16	0
10	QPSK	1	25	14.19	14.47	14.51		
10	QPSK	1	49	14.4	14.69	14.56		
10	QPSK	25	0	13.7	13.51	13.52	15	1
10	QPSK	25	12	13.69	13.58	13.55		
10	QPSK	25	25	13.74	13.57	13.71		
10	QPSK	50	0	13.65	13.77	13.46	15	1
10	16QAM	1	0	13.89	13.82	13.93		
10	16QAM	1	25	13.94	13.63	13.75		
10	16QAM	1	49	13.79	13.87	13.55	14	2
10	16QAM	25	0	12.75	12.44	12.62		
10	16QAM	25	12	12.74	12.69	12.57		
10	16QAM	25	25	12.73	12.47	12.71	14	2
10	16QAM	50	0	12.53	12.57	12.75		
10	64QAM	1	0	12.69	12.44	12.61		
10	64QAM	1	25	12.74	12.61	12.58	14	2
10	64QAM	1	49	12.61	12.49	12.8		
10	64QAM	25	0	11.47	11.52	11.69		
10	64QAM	25	12	11.68	11.72	11.72	13	3
10	64QAM	25	25	11.52	11.67	11.66		
10	64QAM	50	0	11.73	11.47	11.51		
10	256QAM	1	0	9.69	9.44	9.61	11	5
10	256QAM	1	25	9.74	9.61	9.58		
10	256QAM	1	49	9.61	9.49	9.8		
10	256QAM	25	0	8.47	8.52	8.69		
10	256QAM	25	12	8.68	8.72	8.72		
10	256QAM	25	25	8.52	8.67	8.66		
10	256QAM	50	0	8.73	8.47	8.51		
Channel				23755	23790	23825	Tune-up limit	MPR



Frequency (MHz)				706.5	710	713.5	(dBm)	(dB)
5	QPSK	1	0	14.24	14.59	14.49	16	0
5	QPSK	1	12	14.16	14.27	14.26		
5	QPSK	1	24	14.32	14.63	14.42		
5	QPSK	12	0	13.65	13.3	13.45	15	1
5	QPSK	12	7	13.61	13.5	13.45		
5	QPSK	12	13	13.54	13.36	13.72		
5	QPSK	25	0	13.55	13.72	13.51	15	1
5	16QAM	1	0	13.84	13.6	13.77		
5	16QAM	1	12	13.85	13.54	13.67		
5	16QAM	1	24	13.65	13.73	13.54	14	2
5	16QAM	12	0	12.61	12.44	12.36		
5	16QAM	12	7	12.67	12.6	12.52		
5	16QAM	12	13	12.59	12.37	12.68	14	2
5	16QAM	25	0	12.58	12.42	12.73		
5	64QAM	1	0	12.46	12.17	12.31		
5	64QAM	1	12	12.66	12.52	12.52	14	2
5	64QAM	1	24	12.68	12.3	12.46		
5	64QAM	12	0	11.52	11.55	11.68		
5	64QAM	12	7	11.5	11.37	11.43	13	3
5	64QAM	12	13	11.51	11.41	11.51		
5	64QAM	25	0	11.72	11.51	11.52		
5	256QAM	1	0	9.46	9.17	9.31	11	5
5	256QAM	1	12	9.66	9.52	9.52		
5	256QAM	1	24	9.68	9.3	9.46		
5	256QAM	12	0	8.52	8.55	8.68		
5	256QAM	12	7	8.5	8.37	8.43		
5	256QAM	12	13	8.51	8.41	8.51		
5	256QAM	25	0	8.72	8.51	8.52		

<LTE Band 25>

BW [MHz]	Modulation	RB Size	RB Offset	Power	Power	Power	Tune-up limit (dBm)	MPR (dB)
				Low	Middle	High		
				Ch. / Freq.	Ch. / Freq.	Ch. / Freq.		
Channel				26140	26340	26590		
Frequency (MHz)				1860	1880	1905		
20	QPSK	1	0	12.24	12.23	12.18	13	0
20	QPSK	1	49	12.19	12.17	12.11		
20	QPSK	1	99	12.16	12.16	12.05		
20	QPSK	50	0	11.45	11.36	11.31	12	1
20	QPSK	50	24	11.43	11.32	11.24		
20	QPSK	50	50	11.42	11.3	11.19		
20	QPSK	100	0	11.4	11.34	11.22	12	1
20	16QAM	1	0	11.68	11.68	11.47		
20	16QAM	1	49	11.53	11.77	11.55		
20	16QAM	1	99	11.65	11.68	11.52	11	2
20	16QAM	50	0	10.37	10.31	10.28		
20	16QAM	50	24	10.37	10.41	10.3		
20	16QAM	50	50	10.47	10.33	10.77	11	2
20	16QAM	100	0	10.45	10.46	10.25		
20	64QAM	1	0	10.21	10.14	10.09		
20	64QAM	1	49	10.22	10.27	10.23	11	2
20	64QAM	1	99	10.44	10.14	10.71		
20	64QAM	50	0	9.5	9.46	9.37		
20	64QAM	50	24	9.34	9.31	9.5	10	3



20	64QAM	50	50	9.39	9.3	9.34	8	5
20	64QAM	100	0	9.33	9.5	9.31		
20	256QAM	1	0	7.21	7.14	7.09		
20	256QAM	1	49	7.22	7.27	7.23		
20	256QAM	1	99	7.44	7.14	7.71		
20	256QAM	50	0	6.5	6.46	6.37		
20	256QAM	50	24	6.34	6.31	6.5		
20	256QAM	50	50	6.39	6.3	6.34		
20	256QAM	100	0	6.33	6.5	6.31		
Channel				26115	26340	26615	Tune-up limit (dBm)	MPR (dB)
Frequency (MHz)				1857.5	1880	1907.5		
15	QPSK	1	0	12.13	11.98	12.08	13	0
15	QPSK	1	37	11.86	12.07	12.07		
15	QPSK	1	74	12.19	12.01	12.02		
15	QPSK	36	0	11.3	11.29	11.15	12	1
15	QPSK	36	20	11.36	11.29	11.17		
15	QPSK	36	39	11.36	11.2	10.99		
15	QPSK	75	0	11.21	11.12	11.05		
15	16QAM	1	0	11.5	11.5	11.3	12	1
15	16QAM	1	37	11.38	11.75	11.41		
15	16QAM	1	74	11.51	11.66	11.4		
15	16QAM	36	0	10.34	10.16	10.23	11	2
15	16QAM	36	20	10.18	10.32	10.23		
15	16QAM	36	39	10.36	10.23	10.73		
15	16QAM	75	0	10.44	10.33	10.2		
15	64QAM	1	0	10.02	10.09	10.05	11	2
15	64QAM	1	37	10.1	10.11	10.09		
15	64QAM	1	74	10.28	10.02	10.61		
15	64QAM	36	0	9.42	9.3	9.33	10	3
15	64QAM	36	20	9.22	9.21	9.41		
15	64QAM	36	39	9.35	9.12	9.21		
15	64QAM	75	0	9.28	9.46	9.11		
15	256QAM	1	0	7.02	7.09	7.05	8	5
15	256QAM	1	37	7.1	7.11	7.09		
15	256QAM	1	74	7.28	7.02	7.61		
15	256QAM	36	0	6.42	6.3	6.33		
15	256QAM	36	20	6.22	6.21	6.41		
15	256QAM	36	39	6.35	6.12	6.21		
15	256QAM	75	0	6.28	6.46	6.11		
Channel				26090	26340	26640	Tune-up limit (dBm)	MPR (dB)
Frequency (MHz)				1855	1880	1910		
10	QPSK	1	0	12.03	11.88	11.95	13	0
10	QPSK	1	25	11.89	12.17	12.08		
10	QPSK	1	49	12.14	11.76	11.76		
10	QPSK	25	0	11.2	11.22	10.98	12	1
10	QPSK	25	12	11.19	11.26	11.01		
10	QPSK	25	25	11.11	11.23	10.81		
10	QPSK	50	0	11.3	11.14	10.96		
10	16QAM	1	0	11.46	11.32	11.3	12	1
10	16QAM	1	25	11.37	11.5	11.37		
10	16QAM	1	49	11.44	11.64	11.42		
10	16QAM	25	0	10.19	10.11	9.93	11	2
10	16QAM	25	12	10.05	10.31	10.23		
10	16QAM	25	25	10.15	10.1	10.64		
10	16QAM	50	0	10.12	10.17	9.94		
10	64QAM	1	0	9.94	10.01	9.88	11	2



10	64QAM	1	25	9.9	9.94	10.02	10	3
10	64QAM	1	49	10.14	10.09	10.59		
10	64QAM	25	0	9.35	9.35	9.14		
10	64QAM	25	12	9.09	9.05	9.22		
10	64QAM	25	25	9.12	8.98	9.14		
10	64QAM	50	0	9.05	9.37	9.22		
10	256QAM	1	0	6.94	7.01	6.88	8	5
10	256QAM	1	25	6.9	6.94	7.02		
10	256QAM	1	49	7.14	7.09	7.59		
10	256QAM	25	0	6.35	6.35	6.14		
10	256QAM	25	12	6.09	6.05	6.22		
10	256QAM	25	25	6.12	5.98	6.14		
10	256QAM	50	0	6.05	6.37	6.22		
Channel				26065	26340	26665	Tune-up limit (dBm)	MPR (dB)
Frequency (MHz)				1852.5	1880	1912.5		
5	QPSK	1	0	11.85	11.98	11.95	13	0
5	QPSK	1	12	11.83	11.92	11.94		
5	QPSK	1	24	12.05	11.88	11.79		
5	QPSK	12	0	11.18	10.81	10.97	12	1
5	QPSK	12	7	11.16	11.08	10.91		
5	QPSK	12	13	11.11	11.3	10.83		
5	QPSK	25	0	10.98	11.09	10.96		
5	16QAM	1	0	11.34	11.36	11.34		
5	16QAM	1	12	11.13	11.3	11.26	12	1
5	16QAM	1	24	11.29	11.27	11.12		
5	16QAM	12	0	10.13	9.96	9.92		
5	16QAM	12	7	10.13	10.24	10.07	11	2
5	16QAM	12	13	10	9.98	10.35		
5	16QAM	25	0	9.99	10.3	10.03		
5	64QAM	1	0	9.96	9.84	9.63		
5	64QAM	1	12	10	9.93	9.87		
5	64QAM	1	24	10.16	9.75	10.3	11	2
5	64QAM	12	0	9.33	9.23	9.17		
5	64QAM	12	7	8.98	8.92	9.16		
5	64QAM	12	13	9.14	9.16	9.02		
5	64QAM	25	0	9.07	9.24	8.87		
5	256QAM	1	0	6.96	6.84	6.63	8	5
5	256QAM	1	12	7	6.93	6.87		
5	256QAM	1	24	7.16	6.75	7.3		
5	256QAM	12	0	6.33	6.23	6.17		
5	256QAM	12	7	5.98	5.92	6.16		
5	256QAM	12	13	6.14	6.16	6.02		
5	256QAM	25	0	6.07	6.24	5.87		
Channel				26055	26340	26675		
Frequency (MHz)				1851.5	1880	1913.5		
3	QPSK	1	0	12.04	11.53	11.79	13	0
3	QPSK	1	8	11.68	11.67	11.75		
3	QPSK	1	14	11.78	11.65	11.8		
3	QPSK	8	0	11.07	11.12	10.83	12	1
3	QPSK	8	4	10.95	11.13	10.86		
3	QPSK	8	7	11.06	10.93	10.65		
3	QPSK	15	0	10.97	10.77	10.86		
3	16QAM	1	0	11.42	11.31	10.94		
3	16QAM	1	8	11.18	11.31	11.31	12	1
3	16QAM	1	14	11.3	11.13	10.96		
3	16QAM	8	0	9.92	9.82	9.89		



3	16QAM	8	4	10.1	10.07	9.76		
3	16QAM	8	7	10.18	9.87	10.35		
3	16QAM	15	0	9.99	9.93	9.95		
3	64QAM	1	0	9.94	9.86	9.55	11	2
3	64QAM	1	8	9.7	9.92	9.85		
3	64QAM	1	14	10.18	9.72	10.27		
3	64QAM	8	0	9.04	9.18	8.84	10	3
3	64QAM	8	4	8.8	9.03	9.06		
3	64QAM	8	7	8.84	8.81	8.89		
3	64QAM	15	0	9.01	8.94	8.76		
3	256QAM	1	0	6.94	6.86	6.55	8	5
3	256QAM	1	8	6.7	6.92	6.85		
3	256QAM	1	14	7.18	6.72	7.27		
3	256QAM	8	0	6.04	6.18	5.84		
3	256QAM	8	4	5.8	6.03	6.06		
3	256QAM	8	7	5.84	5.81	5.89		
3	256QAM	15	0	6.01	5.94	5.76		
Channel				26047	26340	26683	Tune-up limit (dBm)	MPR (dB)
Frequency (MHz)				1850.7	1880	1914.3		
1.4	QPSK	1	0	11.7	11.97	11.44	13	0
1.4	QPSK	1	3	11.42	11.49	11.47		
1.4	QPSK	1	5	11.72	11.69	11.59		
1.4	QPSK	3	0	11.07	10.82	10.86		
1.4	QPSK	3	1	11.06	10.87	10.89		
1.4	QPSK	3	3	11.21	10.74	10.64		
1.4	QPSK	6	0	10.79	10.8	10.5	12	1
1.4	16QAM	1	0	11.29	11.05	11.2	12	1
1.4	16QAM	1	3	10.97	11.33	11.11		
1.4	16QAM	1	5	11.09	11.04	10.98		
1.4	16QAM	3	0	10.06	9.74	9.74		
1.4	16QAM	3	1	10.02	9.95	9.77		
1.4	16QAM	3	3	10.06	9.81	10.5		
1.4	16QAM	6	0	9.92	10.02	9.65	11	2
1.4	64QAM	1	0	9.88	9.71	9.49	11	2
1.4	64QAM	1	3	9.76	9.89	9.78		
1.4	64QAM	1	5	9.78	9.94	10.26		
1.4	64QAM	3	0	9.16	8.94	8.73		
1.4	64QAM	3	1	8.86	9.03	9.09		
1.4	64QAM	3	3	8.96	8.85	8.89		
1.4	64QAM	6	0	8.91	9.2	8.72	10	3
1.4	256QAM	1	0	6.88	6.71	6.49	8	5
1.4	256QAM	1	3	6.76	6.89	6.78		
1.4	256QAM	1	5	6.78	6.94	7.26		
1.4	256QAM	3	0	6.16	5.94	5.73		
1.4	256QAM	3	1	5.86	6.03	6.09		
1.4	256QAM	3	3	5.96	5.85	5.89		
1.4	256QAM	6	0	5.91	6.2	5.72		

<LTE Band 26>

BW [MHz]	Modulation	RB Size	RB Offset	Power	Power	Power	Tune-up limit (dBm)	MPR (dB)
				Low	Middle	High		
				Ch. / Freq.	Ch. / Freq.	Ch. / Freq.		
Channel				26765	26865	26965		
Frequency (MHz)				821.5	831.5	841.5		
15	QPSK	1	0	14.9	14.8	14.78	15.5	0



15	QPSK	1	37	14.78	14.71	14.72	14.5	1
15	QPSK	1	74	14.68	14.7	14.71		
15	QPSK	36	0	13.92	13.97	13.99		
15	QPSK	36	20	13.82	13.92	13.91		
15	QPSK	36	39	13.75	13.76	13.87		
15	QPSK	75	0	13.94	13.91	13.9		
15	16QAM	1	0	14.06	14.15	14.17	14.5	1
15	16QAM	1	37	13.99	14.09	14		
15	16QAM	1	74	14.33	14.32	14.2		
15	16QAM	36	0	12.86	12.84	12.86	13.5	2
15	16QAM	36	20	12.93	12.83	12.89		
15	16QAM	36	39	12.95	12.84	12.94		
15	16QAM	75	0	12.98	12.94	12.84		
15	64QAM	1	0	12.78	12.79	12.82	13.5	2
15	64QAM	1	37	12.87	12.68	12.92		
15	64QAM	1	74	12.8	12.89	12.67		
15	64QAM	36	0	12.12	12.15	12.1	12.5	3
15	64QAM	36	20	12.15	12.15	12.12		
15	64QAM	36	39	12.14	12.22	12.25		
15	64QAM	75	0	12.1	12.22	12.29		
15	256QAM	1	0	9.78	9.79	9.82	10.5	5
15	256QAM	1	37	9.87	9.68	9.92		
15	256QAM	1	74	9.8	9.89	9.67		
15	256QAM	36	0	9.12	9.15	9.1		
15	256QAM	36	20	9.15	9.15	9.12		
15	256QAM	36	39	9.14	9.22	9.25		
15	256QAM	75	0	9.1	9.22	9.29		
Channel				26740	26865	26990	Tune-up limit (dBm)	MPR (dB)
Frequency (MHz)				819	831.5	844		
10	QPSK	1	0	14.59	14.61	14.62	15.5	0
10	QPSK	1	25	14.49	14.74	14.52		
10	QPSK	1	49	14.75	14.67	14.7		
10	QPSK	25	0	13.66	13.58	13.79	14.5	1
10	QPSK	25	12	13.89	13.91	13.72		
10	QPSK	25	25	13.65	13.95	13.8		
10	QPSK	50	0	13.9	13.85	13.74		
10	16QAM	1	0	13.99	14.05	14	14.5	1
10	16QAM	1	25	13.79	13.99	13.82		
10	16QAM	1	49	14.14	14.15	14.17		
10	16QAM	25	0	12.81	12.76	12.67	13.5	2
10	16QAM	25	12	12.87	12.63	12.76		
10	16QAM	25	25	12.9	12.76	12.82		
10	16QAM	50	0	12.81	12.92	12.66		
10	64QAM	1	0	12.62	12.79	12.64		
10	64QAM	1	25	12.81	12.58	12.86	13.5	2
10	64QAM	1	49	12.78	12.88	12.56		
10	64QAM	25	0	12.04	11.97	11.93		
10	64QAM	25	12	12.1	11.99	12.02	12.5	3
10	64QAM	25	25	12.13	12.1	12.05		
10	64QAM	50	0	12.08	12.18	12.15		
10	256QAM	1	0	9.62	9.79	9.64	10.5	5
10	256QAM	1	25	9.81	9.58	9.86		
10	256QAM	1	49	9.78	9.88	9.56		
10	256QAM	25	0	9.04	8.97	8.93		
10	256QAM	25	12	9.1	8.99	9.02		
10	256QAM	25	25	9.13	9.1	9.05		



10	256QAM	50	0	9.08	9.18	9.15		
Channel				26715	26865	27015	Tune-up limit (dBm)	MPR (dB)
Frequency (MHz)				816.5	831.5	846.5		
5	QPSK	1	0	14.59	14.38	14.62	15.5	0
5	QPSK	1	12	14.57	14.56	14.55		
5	QPSK	1	24	14.63	14.63	14.65		
5	QPSK	12	0	13.57	13.72	13.7	14.5	1
5	QPSK	12	7	13.72	13.69	13.58		
5	QPSK	12	13	13.6	13.67	13.71		
5	QPSK	25	0	13.85	13.63	13.63		
5	16QAM	1	0	13.84	13.92	13.82	14.5	1
5	16QAM	1	12	13.81	13.95	13.77		
5	16QAM	1	24	14.21	14.11	13.94		
5	16QAM	12	0	12.83	12.59	12.75	13.5	2
5	16QAM	12	7	12.84	12.54	12.77		
5	16QAM	12	13	12.74	12.64	12.58		
5	16QAM	25	0	12.78	12.79	12.55		
5	64QAM	1	0	12.6	12.42	12.68	13.5	2
5	64QAM	1	12	12.67	12.46	12.72		
5	64QAM	1	24	12.66	12.78	12.34		
5	64QAM	12	0	11.73	12.04	11.87	12.5	3
5	64QAM	12	7	11.9	11.92	12		
5	64QAM	12	13	11.89	12.04	11.87		
5	64QAM	25	0	11.99	12.06	12.03		
5	256QAM	1	0	9.6	9.42	9.68	10.5	5
5	256QAM	1	12	9.67	9.46	9.72		
5	256QAM	1	24	9.66	9.78	9.34		
5	256QAM	12	0	8.73	9.04	8.87		
5	256QAM	12	7	8.9	8.92	9		
5	256QAM	12	13	8.89	9.04	8.87		
5	256QAM	25	0	8.99	9.06	9.03		
Channel				26705	26865	27025	Tune-up limit (dBm)	MPR (dB)
Frequency (MHz)				815.5	831.5	847.5		
3	QPSK	1	0	14.45	14.5	14.36	15.5	0
3	QPSK	1	8	14.23	14.67	14.61		
3	QPSK	1	14	14.51	14.47	14.37		
3	QPSK	8	0	13.37	13.32	13.69	14.5	1
3	QPSK	8	4	13.6	13.86	13.69		
3	QPSK	8	7	13.53	13.57	13.75		
3	QPSK	15	0	13.6	13.52	13.67		
3	16QAM	1	0	13.71	13.72	14.01	14.5	1
3	16QAM	1	8	13.6	13.85	13.62		
3	16QAM	1	14	14.05	14.02	13.94		
3	16QAM	8	0	12.73	12.52	12.58	13.5	2
3	16QAM	8	4	12.58	12.65	12.44		
3	16QAM	8	7	12.68	12.54	12.77		
3	16QAM	15	0	12.53	12.85	12.59		
3	64QAM	1	0	12.41	12.51	12.48	13.5	2
3	64QAM	1	8	12.48	12.41	12.56		
3	64QAM	1	14	12.64	12.52	12.33		
3	64QAM	8	0	11.88	11.9	11.67	12.5	3
3	64QAM	8	4	12.09	11.68	11.85		
3	64QAM	8	7	11.88	11.9	12.03		
3	64QAM	15	0	11.82	11.97	12.04		
3	256QAM	1	0	9.41	9.51	9.48	10.5	5
3	256QAM	1	8	9.48	9.41	9.56		



3	256QAM	1	14	9.64	9.52	9.33		
3	256QAM	8	0	8.88	8.9	8.67		
3	256QAM	8	4	9.09	8.68	8.85		
3	256QAM	8	7	8.88	8.9	9.03		
3	256QAM	15	0	8.82	8.97	9.04		
Channel				26697	26865	27033	Tune-up limit (dBm)	MPR (dB)
Frequency (MHz)				814.7	831.5	848.3		
1.4	QPSK	1	0	14.27	14.34	14.28	15.5	0
1.4	QPSK	1	3	14.05	14.45	14.46		
1.4	QPSK	1	5	14.53	14.3	14.47		
1.4	QPSK	3	0	13.34	13.64	13.41		
1.4	QPSK	3	1	13.35	13.4	13.6		
1.4	QPSK	3	3	13.26	13.72	13.57		
1.4	QPSK	6	0	13.76	13.57	13.77	14.5	1
1.4	16QAM	1	0	13.54	13.79	13.72	14.5	1
1.4	16QAM	1	3	13.43	13.89	13.64		
1.4	16QAM	1	5	13.9	13.86	13.69		
1.4	16QAM	3	0	12.48	12.35	12.3		
1.4	16QAM	3	1	12.56	12.43	12.41		
1.4	16QAM	3	3	12.42	12.43	12.46		
1.4	16QAM	6	0	12.52	12.47	12.67	13.5	2
1.4	64QAM	1	0	12.42	12.61	12.43	13.5	2
1.4	64QAM	1	3	12.59	12.28	12.61		
1.4	64QAM	1	5	12.13	12.42	12.24		
1.4	64QAM	3	0	11.91	11.65	11.75		
1.4	64QAM	3	1	11.62	11.92	11.72		
1.4	64QAM	3	3	11.6	11.75	11.77		
1.4	64QAM	6	0	11.69	11.8	11.78	12.5	3
1.4	256QAM	1	0	9.42	9.61	9.43	10.5	5
1.4	256QAM	1	3	9.59	9.28	9.61		
1.4	256QAM	1	5	9.13	9.42	9.24		
1.4	256QAM	3	0	8.91	8.65	8.75		
1.4	256QAM	3	1	8.62	8.92	8.72		
1.4	256QAM	3	3	8.6	8.75	8.77		
1.4	256QAM	6	0	8.69	8.8	8.78		

<LTE Band 30>

BW [MHz]	Modulation	RB Size	RB Offset	Power	Power	Power	Tune-up limit (dBm)	MPR (dB)
				Low	Middle	High		
				Ch. / Freq.	Ch. / Freq.	Ch. / Freq.		
Channel				27710				
Frequency (MHz)				2310				
10	QPSK	1	0		11.91		13	0
10	QPSK	1	25		11.59			
10	QPSK	1	49		11.55			
10	QPSK	25	0		10.88		12	1
10	QPSK	25	12		10.83			
10	QPSK	25	25		10.8			
10	QPSK	50	0		10.84			
10	16QAM	1	0		11.66		12	1
10	16QAM	1	25		11			
10	16QAM	1	49		11.25			
10	16QAM	25	0		9.86		11	2
10	16QAM	25	12		9.8			
10	16QAM	25	25		9.83			



10	16QAM	50	0		9.77			
10	64QAM	1	0		9.74		11	2
10	64QAM	1	25		9.76			
10	64QAM	1	49		9.71			
10	64QAM	25	0		9.05		10	3
10	64QAM	25	12		9.01			
10	64QAM	25	25		9.03			
10	64QAM	50	0		9.1		8	5
10	256QAM	1	0		6.74			
10	256QAM	1	25		6.76			
10	256QAM	1	49		6.71			
10	256QAM	25	0		6.05			
10	256QAM	25	12		6.01			
10	256QAM	25	25		6.03			
10	256QAM	50	0		6.1			
Channel				27685	27710	27735	Tune-up limit (dBm)	MPR (dB)
Frequency (MHz)				2307.5	2310	2312.5		
5	QPSK	1	0	11.74	11.89	11.88	13	0
5	QPSK	1	12	11.39	11.53	11.39		
5	QPSK	1	24	11.46	11.48	11.36		
5	QPSK	12	0	10.59	10.68	10.77	12	1
5	QPSK	12	7	10.65	10.69	10.71		
5	QPSK	12	13	10.71	10.82	10.68		
5	QPSK	25	0	10.75	10.79	10.82		
5	16QAM	1	0	11.49	11.53	11.65	12	1
5	16QAM	1	12	11	10.87	10.95		
5	16QAM	1	24	11.16	11.24	11.25		
5	16QAM	12	0	9.68	9.83	9.75	11	2
5	16QAM	12	7	9.78	9.76	9.67		
5	16QAM	12	13	9.65	9.76	9.82		
5	16QAM	25	0	9.72	9.71	9.58		
5	64QAM	1	0	9.59	9.67	9.74	11	2
5	64QAM	1	12	9.59	9.63	9.74		
5	64QAM	1	24	9.57	9.51	9.55		
5	64QAM	12	0	8.95	9.05	9	10	3
5	64QAM	12	7	8.9	8.98	8.89		
5	64QAM	12	13	8.84	8.84	8.89		
5	64QAM	25	0	8.93	9.09	8.96		
5	256QAM	1	0	6.59	6.67	6.74	8	5
5	256QAM	1	12	6.59	6.63	6.74		
5	256QAM	1	24	6.57	6.51	6.55		
5	256QAM	12	0	5.95	6.05	6		
5	256QAM	12	7	5.9	5.98	5.89		
5	256QAM	12	13	5.84	5.84	5.89		
5	256QAM	25	0	5.93	6.09	5.96		

<LTE Band 66>

BW [MHz]	Modulation	RB Size	RB Offset	Power	Power	Power	Tune-up limit (dBm)	MPR (dB)
				Low	Middle	High		
				Ch. / Freq.	Ch. / Freq.	Ch. / Freq.		
Channel				132072	132322	132572		
Frequency (MHz)				1720	1745	1770		
20	QPSK	1	0	12.73	12.72	12.6	14	0
20	QPSK	1	49	12.61	12.44	12.57		
20	QPSK	1	99	12.62	12.72	12.39		



20	QPSK	50	0	11.99	11.85	11.78	13	1
20	QPSK	50	24	11.85	11.85	11.75		
20	QPSK	50	50	11.76	11.71	11.59		
20	QPSK	100	0	11.78	11.71	11.76		
20	16QAM	1	0	12	12.24	12	13	1
20	16QAM	1	49	11.86	11.99	11.78		
20	16QAM	1	99	11.98	11.86	11.78		
20	16QAM	50	0	10.87	10.79	10.78	12	2
20	16QAM	50	24	10.87	10.7	10.69		
20	16QAM	50	50	10.77	10.7	10.69		
20	16QAM	100	0	10.86	10.81	10.76		
20	64QAM	1	0	10.86	10.63	10.6	12	2
20	64QAM	1	49	10.75	10.6	10.65		
20	64QAM	1	99	10.84	10.79	10.76		
20	64QAM	50	0	9.78	9.73	9.77	11	3
20	64QAM	50	24	9.76	9.71	9.71		
20	64QAM	50	50	9.78	9.76	9.78		
20	64QAM	100	0	9.8	9.7	9.75		
20	256QAM	1	0	7.86	7.63	7.6	9	5
20	256QAM	1	49	7.75	7.6	7.65		
20	256QAM	1	99	7.84	7.79	7.76		
20	256QAM	50	0	6.78	6.73	6.77		
20	256QAM	50	24	6.76	6.71	6.71		
20	256QAM	50	50	6.78	6.76	6.78		
20	256QAM	100	0	6.8	6.7	6.75		
Channel				132047	132322	132597	Tune-up limit (dBm)	MPR (dB)
Frequency (MHz)				1717.5	1745	1772.5		
15	QPSK	1	0	12.7	12.6	12.55	14	0
15	QPSK	1	37	12.52	12.25	12.51		
15	QPSK	1	74	12.5	12.52	12.28		
15	QPSK	36	0	11.85	11.77	11.58	13	1
15	QPSK	36	20	11.79	11.83	11.78		
15	QPSK	36	39	11.71	11.49	11.54		
15	QPSK	75	0	11.55	11.69	11.72		
15	16QAM	1	0	11.96	12.14	11.99	13	1
15	16QAM	1	37	11.79	11.9	11.73		
15	16QAM	1	74	11.95	11.78	11.69		
15	16QAM	36	0	10.78	10.76	10.71	12	2
15	16QAM	36	20	10.87	10.64	10.5		
15	16QAM	36	39	10.71	10.7	10.51		
15	16QAM	75	0	10.83	10.62	10.66		
15	64QAM	1	0	10.79	10.61	10.57	12	2
15	64QAM	1	37	10.64	10.44	10.6		
15	64QAM	1	74	10.64	10.65	10.73		
15	64QAM	36	0	9.67	9.64	9.68	11	3
15	64QAM	36	20	9.6	9.61	9.63		
15	64QAM	36	39	9.6	9.7	9.65		
15	64QAM	75	0	9.77	9.7	9.63		
15	256QAM	1	0	7.79	7.61	7.57	9	5
15	256QAM	1	37	7.64	7.44	7.6		
15	256QAM	1	74	7.64	7.65	7.73		
15	256QAM	36	0	6.67	6.64	6.68		
15	256QAM	36	20	6.6	6.61	6.63		
15	256QAM	36	39	6.6	6.7	6.65		
15	256QAM	75	0	6.77	6.7	6.63		
Channel				132022	132322	132622	Tune-up limit	MPR



Frequency (MHz)				1715	1745	1775	(dBm)	(dB)
10	QPSK	1	0	12.51	12.58	12.37	14	0
10	QPSK	1	25	12.46	12.23	12.47		
10	QPSK	1	49	12.4	12.47	12.22		
10	QPSK	25	0	11.61	11.49	11.5	13	1
10	QPSK	25	12	11.64	11.59	11.71		
10	QPSK	25	25	11.61	11.34	11.45		
10	QPSK	50	0	11.53	11.51	11.54	13	1
10	16QAM	1	0	11.83	12	11.86		
10	16QAM	1	25	11.68	11.93	11.66		
10	16QAM	1	49	11.73	11.66	11.64	12	2
10	16QAM	25	0	10.66	10.76	10.57		
10	16QAM	25	12	10.75	10.69	10.43		
10	16QAM	25	25	10.67	10.63	10.59	12	2
10	16QAM	50	0	10.7	10.56	10.39		
10	64QAM	1	0	10.54	10.28	10.54		
10	64QAM	1	25	10.58	10.55	10.41	12	2
10	64QAM	1	49	10.81	10.49	10.7		
10	64QAM	25	0	9.58	9.34	9.56		
10	64QAM	25	12	9.51	9.65	9.59	11	3
10	64QAM	25	25	9.62	9.55	9.48		
10	64QAM	50	0	9.72	9.61	9.68		
10	256QAM	1	0	7.54	7.28	7.54	9	5
10	256QAM	1	25	7.58	7.55	7.41		
10	256QAM	1	49	7.81	7.49	7.7		
10	256QAM	25	0	6.58	6.34	6.56		
10	256QAM	25	12	6.51	6.65	6.59		
10	256QAM	25	25	6.62	6.55	6.48		
10	256QAM	50	0	6.72	6.61	6.68		
Channel				131997	132322	132647	Tune-up limit (dBm)	MPR (dB)
Frequency (MHz)				1712.5	1745	1777.5		
5	QPSK	1	0	12.44	12.4	12.21	14	0
5	QPSK	1	12	12.22	11.92	12.2		
5	QPSK	1	24	12.4	12.51	12.08		
5	QPSK	12	0	11.51	11.58	11.4	13	1
5	QPSK	12	7	11.62	11.64	11.44		
5	QPSK	12	13	11.46	11.47	11.2		
5	QPSK	25	0	11.34	11.53	11.4	13	1
5	16QAM	1	0	11.53	12.06	11.77		
5	16QAM	1	12	11.71	11.63	11.51		
5	16QAM	1	24	11.64	11.58	11.38	12	2
5	16QAM	12	0	10.4	10.62	10.45		
5	16QAM	12	7	10.57	10.25	10.45		
5	16QAM	12	13	10.35	10.36	10.33	12	2
5	16QAM	25	0	10.47	10.44	10.45		
5	64QAM	1	0	10.62	10.4	10.34		
5	64QAM	1	12	10.43	10.3	10.41	12	2
5	64QAM	1	24	10.64	10.31	10.49		
5	64QAM	12	0	9.5	9.48	9.54		
5	64QAM	12	7	9.36	9.25	9.43	11	3
5	64QAM	12	13	9.31	9.34	9.44		
5	64QAM	25	0	9.37	9.37	9.42		
5	256QAM	1	0	7.62	7.4	7.34	9	5
5	256QAM	1	12	7.43	7.3	7.41		
5	256QAM	1	24	7.64	7.31	7.49		
5	256QAM	12	0	6.5	6.48	6.54		



5	256QAM	12	7	6.36	6.25	6.43		
5	256QAM	12	13	6.31	6.34	6.44		
5	256QAM	25	0	6.37	6.37	6.42		
Channel				131987	132322	132657	Tune-up limit (dBm)	MPR (dB)
Frequency (MHz)				1711.5	1745	1778.5		
3	QPSK	1	0	12.38	12.35	12.35	14	0
3	QPSK	1	8	12.2	12.08	12.4		
3	QPSK	1	14	12.2	12.37	12.06		
3	QPSK	8	0	11.49	11.57	11.14	13	1
3	QPSK	8	4	11.73	11.4	11.6		
3	QPSK	8	7	11.33	11.35	11.17		
3	QPSK	15	0	11.16	11.35	11.15		
3	16QAM	1	0	11.41	11.74	11.66	13	1
3	16QAM	1	8	11.35	11.75	11.36		
3	16QAM	1	14	11.78	11.27	11.41		
3	16QAM	8	0	10.35	10.2	10.5	12	2
3	16QAM	8	4	10.28	10.41	10.38		
3	16QAM	8	7	10.26	10.45	10.05		
3	16QAM	15	0	10.39	10.47	10.22		
3	64QAM	1	0	10.49	10.16	10.15	12	2
3	64QAM	1	8	10.5	10.16	10.12		
3	64QAM	1	14	10.48	10.46	10.4		
3	64QAM	8	0	9.42	9.32	9.44	11	3
3	64QAM	8	4	9.29	9.21	9.3		
3	64QAM	8	7	9.3	9.34	9.29		
3	64QAM	15	0	9.15	9.18	9.55		
3	256QAM	1	0	7.49	7.16	7.15	9	5
3	256QAM	1	8	7.5	7.16	7.12		
3	256QAM	1	14	7.48	7.46	7.4		
3	256QAM	8	0	6.42	6.32	6.44		
3	256QAM	8	4	6.29	6.21	6.3		
3	256QAM	8	7	6.3	6.34	6.29		
3	256QAM	15	0	6.15	6.18	6.55		
Channel				131979	132322	132665	Tune-up limit (dBm)	MPR (dB)
Frequency (MHz)				1710.7	1745	1779.3		
1.4	QPSK	1	0	12.34	12.07	12.07	14	0
1.4	QPSK	1	3	11.85	11.97	12.34		
1.4	QPSK	1	5	12.13	12.25	11.9		
1.4	QPSK	3	0	11.35	11.21	11.22		
1.4	QPSK	3	1	11.47	11.41	11.39		
1.4	QPSK	3	3	11.29	11.09	11.01	13	1
1.4	QPSK	6	0	11.2	11.09	11.17	13	1
1.4	16QAM	1	0	11.76	11.81	11.25		
1.4	16QAM	1	3	11.47	11.55	11.08		
1.4	16QAM	1	5	11.52	11.37	11.15		
1.4	16QAM	3	0	10.41	10.09	10.15		
1.4	16QAM	3	1	10.49	10.07	9.99		
1.4	16QAM	3	3	10.07	10.48	9.89	12	2
1.4	16QAM	6	0	10.36	10.29	10.49	12	2
1.4	64QAM	1	0	10.32	10.14	10.18		
1.4	64QAM	1	3	10.07	10.07	10.22		
1.4	64QAM	1	5	10.27	10.16	10.19		
1.4	64QAM	3	0	10.35	10.4	10.26		
1.4	64QAM	3	1	10.24	10.21	10.2		
1.4	64QAM	3	3	10.15	10.16	10.27		
1.4	64QAM	6	0	9.28	9.26	9.33	11	3



1.4	256QAM	1	0	7.32	7.14	7.18	9	5
1.4	256QAM	1	3	7.07	7.07	7.22		
1.4	256QAM	1	5	7.27	7.16	7.19		
1.4	256QAM	3	0	7.35	7.4	7.26		
1.4	256QAM	3	1	7.24	7.21	7.2		
1.4	256QAM	3	3	7.15	7.16	7.27		
1.4	256QAM	6	0	6.28	6.26	6.33		

<LTE Band 66 MIMO 2>

BW [MHz]	Modulation	RB Size	RB Offset	Power	Power	Power	Tune-up limit (dBm)	MPR (dB)
				Low	Middle	High		
				Ch. / Freq.	Ch. / Freq.	Ch. / Freq.		
Channel				132072	132322	132572		
Frequency (MHz)				1720	1745	1770		
20	QPSK	1	0	10.63	10.45	10.56	11	0
20	QPSK	1	49	10.49	10.35	10.36		
20	QPSK	1	99	10.49	10.37	10.21		
20	QPSK	50	0	9.82	9.7	9.69	10	1
20	QPSK	50	24	9.79	9.65	9.64		
20	QPSK	50	50	9.45	9.61	9.62		
20	QPSK	100	0	9.64	9.53	9.57		
20	16QAM	1	0	9.91	9.95	9.81	10	1
20	16QAM	1	49	9.9	9.34	9.75		
20	16QAM	1	99	9.91	9.88	9.41		
20	16QAM	50	0	8.78	8.66	8.62	9	2
20	16QAM	50	24	8.76	8.61	8.59		
20	16QAM	50	50	8.58	8.64	8.52		
20	16QAM	100	0	8.67	8.68	8.58		
20	64QAM	1	0	8.73	8.75	8.75	9	2
20	64QAM	1	49	8.79	8.86	8.7		
20	64QAM	1	99	8.88	8.72	8.74		
20	64QAM	50	0	7.76	7.69	7.6	8	3
20	64QAM	50	24	7.73	7.7	7.79		
20	64QAM	50	50	7.78	7.72	7.68		
20	64QAM	100	0	7.7	7.67	7.73		
20	256QAM	1	0	5.73	5.75	5.75	6	5
20	256QAM	1	49	5.79	5.86	5.7		
20	256QAM	1	99	5.88	5.72	5.74		
20	256QAM	50	0	4.76	4.69	4.6		
20	256QAM	50	24	4.73	4.7	4.79		
20	256QAM	50	50	4.78	4.72	4.68		
20	256QAM	100	0	4.7	4.67	4.73		
Channel				132047	132322	132597		
Frequency (MHz)				1717.5	1745	1772.5		
15	QPSK	1	0	10.6	10.43	10.24	11	0
15	QPSK	1	37	10.42	10.25	10.29		
15	QPSK	1	74	10.48	10.37	10.2		
15	QPSK	36	0	9.64	9.69	9.59	10	1
15	QPSK	36	20	9.64	9.46	9.5		
15	QPSK	36	39	9.38	9.6	9.51		
15	QPSK	75	0	9.49	9.42	9.5		
15	16QAM	1	0	9.75	9.93	9.7	10	1
15	16QAM	1	37	9.83	9.28	9.69		
15	16QAM	1	74	9.81	9.69	9.27		



15	16QAM	36	0	8.58	8.48	8.43	9	2		
15	16QAM	36	20	8.59	8.51	8.57				
15	16QAM	36	39	8.42	8.53	8.44				
15	16QAM	75	0	8.64	8.48	8.46	9	2		
15	64QAM	1	0	8.63	8.63	8.72				
15	64QAM	1	37	8.78	8.81	8.67				
15	64QAM	1	74	8.8	8.52	8.73	8	3		
15	64QAM	36	0	7.68	7.58	7.49				
15	64QAM	36	20	7.65	7.56	7.66				
15	64QAM	36	39	7.58	7.53	7.61	6	5		
15	64QAM	75	0	7.55	7.49	7.58				
15	256QAM	1	0	5.63	5.63	5.72				
15	256QAM	1	37	5.78	5.81	5.67	6	5		
15	256QAM	1	74	5.8	5.52	5.73				
15	256QAM	36	0	4.68	4.58	4.49				
15	256QAM	36	20	4.65	4.56	4.66	6	5		
15	256QAM	36	39	4.58	4.53	4.61				
15	256QAM	75	0	4.55	4.49	4.58				
Channel				132022	132322	132622	Tune-up limit (dBm)	MPR (dB)		
Frequency (MHz)				1715	1745	1775				
10	QPSK	1	0	10.54	10.32	10.24	11	0		
10	QPSK	1	25	10.25	10.2	10.11				
10	QPSK	1	49	10.3	10.28	9.97				
10	QPSK	25	0	9.4	9.55	9.37	10	1		
10	QPSK	25	12	9.51	9.44	9.4				
10	QPSK	25	25	9.18	9.47	9.36				
10	QPSK	50	0	9.55	9.21	9.41	10	1		
10	16QAM	1	0	9.63	9.78	9.57				
10	16QAM	1	25	9.79	9.14	9.61				
10	16QAM	1	49	9.66	9.52	9.13	9	2		
10	16QAM	25	0	8.67	8.53	8.31				
10	16QAM	25	12	8.51	8.45	8.49				
10	16QAM	25	25	8.41	8.55	8.23	9	2		
10	16QAM	50	0	8.47	8.62	8.44				
10	64QAM	1	0	8.47	8.56	8.54				
10	64QAM	1	25	8.6	8.66	8.45	9	2		
10	64QAM	1	49	8.63	8.51	8.62				
10	64QAM	25	0	7.54	7.68	7.37				
10	64QAM	25	12	7.45	7.47	7.72	8	3		
10	64QAM	25	25	7.53	7.53	7.64				
10	64QAM	50	0	7.41	7.53	7.57				
10	256QAM	1	0	5.47	5.56	5.54	6	5		
10	256QAM	1	25	5.6	5.66	5.45				
10	256QAM	1	49	5.63	5.51	5.62				
10	256QAM	25	0	4.54	4.68	4.37	6	5		
10	256QAM	25	12	4.45	4.47	4.72				
10	256QAM	25	25	4.53	4.53	4.64				
10	256QAM	50	0	4.41	4.53	4.57	6	5		
Channel				131997	132322	132647			Tune-up limit (dBm)	MPR (dB)
Frequency (MHz)				1712.5	1745	1777.5				
5	QPSK	1	0	10.34	10.21	10.22	11	0		
5	QPSK	1	12	10.08	10.03	10.19				
5	QPSK	1	24	10.19	10.01	9.94				
5	QPSK	12	0	9.51	9.35	9.37	10	1		
5	QPSK	12	7	9.51	9.27	9.36				
5	QPSK	12	13	9.14	9.36	9.27				



5	QPSK	25	0	9.54	9.45	9.11				
5	16QAM	1	0	9.77	9.58	9.7	10	1		
5	16QAM	1	12	9.58	8.98	9.41				
5	16QAM	1	24	9.66	9.53	8.96				
5	16QAM	12	0	8.33	8.17	8.3	9	2		
5	16QAM	12	7	8.42	8.23	8.29				
5	16QAM	12	13	8.34	8.33	8.15				
5	16QAM	25	0	8.39	8.45	8.31	9	2		
5	64QAM	1	0	8.35	8.57	8.38				
5	64QAM	1	12	8.3	8.52	8.31				
5	64QAM	1	24	8.73	8.22	8.42	8	3		
5	64QAM	12	0	7.59	7.48	7.27				
5	64QAM	12	7	7.39	7.42	7.55				
5	64QAM	12	13	7.39	7.38	7.36	6	5		
5	64QAM	25	0	7.45	7.27	7.31				
5	256QAM	1	0	5.35	5.57	5.38				
5	256QAM	1	12	5.3	5.52	5.31	6	5		
5	256QAM	1	24	5.73	5.22	5.42				
5	256QAM	12	0	4.59	4.48	4.27				
5	256QAM	12	7	4.39	4.42	4.55	6	5		
5	256QAM	12	13	4.39	4.38	4.36				
5	256QAM	25	0	4.45	4.27	4.31				
Channel				131987	132322	132657	Tune-up limit (dBm)	MPR (dB)		
Frequency (MHz)				1711.5	1745	1778.5				
3	QPSK	1	0	10.49	10.06	10.18	11	0		
3	QPSK	1	8	10.19	9.96	9.93				
3	QPSK	1	14	9.97	9.99	9.56				
3	QPSK	8	0	9.61	9.33	8.97	10	1		
3	QPSK	8	4	9.44	9.07	9.14				
3	QPSK	8	7	8.93	9.27	9.34				
3	QPSK	15	0	9.29	8.88	9.08	10	1		
3	16QAM	1	0	9.47	9.57	9.4				
3	16QAM	1	8	9.56	8.75	9.36				
3	16QAM	1	14	9.67	9.51	8.84	9	2		
3	16QAM	8	0	8.56	8.36	8.4				
3	16QAM	8	4	8.35	8.19	8.09				
3	16QAM	8	7	8.03	8.24	8.07	9	2		
3	16QAM	15	0	8.52	8.43	8.24				
3	64QAM	1	0	8.24	8.43	8.2				
3	64QAM	1	8	8.29	8.33	8.2	9	2		
3	64QAM	1	14	8.61	8.28	8.3				
3	64QAM	8	0	7.4	7.24	7.31				
3	64QAM	8	4	7.0	7.29	7.43	8	3		
3	64QAM	8	7	7.26	7.28	7.33				
3	64QAM	15	0	7.32	7.14	7.17				
3	256QAM	1	0	5.24	5.43	5.2	6	5		
3	256QAM	1	8	5.29	5.33	5.2				
3	256QAM	1	14	5.61	5.28	5.3				
3	256QAM	8	0	4.40	4.24	4.31	6	5		
3	256QAM	8	4	4.00	4.29	4.43				
3	256QAM	8	7	4.26	4.28	4.33				
3	256QAM	15	0	4.32	4.14	4.17	6	5		
Channel				131979	132322	132665			Tune-up limit (dBm)	MPR (dB)
Frequency (MHz)				1710.7	1745	1779.3				
1.4	QPSK	1	0	10.13	10.08	9.86	11	0		
1.4	QPSK	1	3	9.96	9.97	9.82				



1.4	QPSK	1	5	10.05	9.83	9.87		
1.4	QPSK	3	0	8.97	9.25	9.19		
1.4	QPSK	3	1	9.21	9	9.27		
1.4	QPSK	3	3	9.11	9.07	9.11		
1.4	QPSK	6	0	8.99	9.07	9.26	10	1
1.4	16QAM	1	0	9.48	9.36	9.48		
1.4	16QAM	1	3	9.34	8.85	9.39		
1.4	16QAM	1	5	9.46	9.27	8.74		
1.4	16QAM	3	0	8.3	8.08	8.06	10	1
1.4	16QAM	3	1	7.99	7.91	8.3		
1.4	16QAM	3	3	8.09	8.11	7.97		
1.4	16QAM	6	0	8.12	7.95	8.08	9	2
1.4	64QAM	1	0	8.34	8.17	8.16		
1.4	64QAM	1	3	8.22	8.37	8.21		
1.4	64QAM	1	5	8.32	8.44	8.47		
1.4	64QAM	3	0	7.23	7.13	7.27	9	2
1.4	64QAM	3	1	7.12	7.19	7.42		
1.4	64QAM	3	3	7.37	7.3	7.11		
1.4	64QAM	6	0	6.91	7.15	7.16	8	3
1.4	256QAM	1	0	5.34	5.17	5.16		
1.4	256QAM	1	3	5.22	5.37	5.21		
1.4	256QAM	1	5	5.32	5.44	5.47		
1.4	256QAM	3	0	4.23	4.13	4.27	6	5
1.4	256QAM	3	1	4.12	4.19	4.42		
1.4	256QAM	3	3	4.37	4.3	4.11		
1.4	256QAM	6	0	3.91	4.15	4.16		

<LTE Band 71>

BW [MHz]	Modulation	RB Size	RB Offset	Power	Power	Power	Tune-up limit (dBm)	MPR (dB)
				Low	Middle	High		
				Ch. / Freq.	Ch. / Freq.	Ch. / Freq.		
Channel				133222	133322	133372		
Frequency (MHz)				673	683	688		
20	QPSK	1	0	15.67	15.73	15.31	16	0
20	QPSK	1	49	15.35	15.51	15.31		
20	QPSK	1	99	15.48	15.5	15.27		
20	QPSK	50	0	14.75	14.69	14.6	15	1
20	QPSK	50	24	14.62	14.65	14.55		
20	QPSK	50	50	14.58	14.63	14.57		
20	QPSK	100	0	14.52	14.34	14.51		
20	16QAM	1	0	15.29	14.77	14.89	15	1
20	16QAM	1	49	14.74	15.15	14.63		
20	16QAM	1	99	14.71	14.9	14.82		
20	16QAM	50	0	13.69	13.56	13.57	14	2
20	16QAM	50	24	13.69	13.63	13.56		
20	16QAM	50	50	13.7	13.73	13.62		
20	16QAM	100	0	13.61	13.64	13.45		
20	64QAM	1	0	13.65	13.56	13.42	14	2
20	64QAM	1	49	13.53	13.5	13.42		
20	64QAM	1	99	13.5	13.61	13.45		
20	64QAM	50	0	12.43	12.54	12.52	13	3
20	64QAM	50	24	12.56	12.4	12.5		
20	64QAM	50	50	12.45	12.49	12.56		
20	64QAM	100	0	12.51	12.6	12.45		
20	256QAM	1	0	10.65	10.56	10.42	11	5



20	256QAM	1	49	10.53	10.5	10.42		
20	256QAM	1	99	10.5	10.61	10.45		
20	256QAM	50	0	9.43	9.54	9.52		
20	256QAM	50	24	9.56	9.4	9.5		
20	256QAM	50	50	9.45	9.49	9.56		
20	256QAM	100	0	9.51	9.6	9.45		
Channel				133197	133297	133397	Tune-up limit (dBm)	MPR (dB)
Frequency (MHz)				670.5	680.5	690.5		
15	QPSK	1	0	15.61	15.33	15.24	16	0
15	QPSK	1	37	15.31	15.35	15.18		
15	QPSK	1	74	15.4	15.4	15.22		
15	QPSK	36	0	14.64	14.35	14.6	15	1
15	QPSK	36	20	14.56	14.55	14.41		
15	QPSK	36	39	14.74	14.46	14.66		
15	QPSK	75	0	14.34	14.24	14.42		
15	16QAM	1	0	15.19	14.72	14.73	15	1
15	16QAM	1	37	14.6	15	14.57		
15	16QAM	1	74	14.57	14.88	14.71		
15	16QAM	36	0	13.51	13.54	13.45	14	2
15	16QAM	36	20	13.61	13.55	13.43		
15	16QAM	36	39	13.56	13.55	13.45		
15	16QAM	75	0	13.48	13.53	13.3		
15	64QAM	1	0	13.65	13.55	13.33	14	2
15	64QAM	1	37	13.35	13.49	13.33		
15	64QAM	1	74	13.46	13.41	13.43		
15	64QAM	36	0	12.43	12.53	12.46	13	3
15	64QAM	36	20	12.53	12.33	12.42		
15	64QAM	36	39	12.25	12.44	12.39		
15	64QAM	75	0	12.5	12.59	12.36		
15	256QAM	1	0	10.65	10.55	10.33	11	5
15	256QAM	1	37	10.35	10.49	10.33		
15	256QAM	1	74	10.46	10.41	10.43		
15	256QAM	36	0	9.43	9.53	9.46		
15	256QAM	36	20	9.53	9.33	9.42		
15	256QAM	36	39	9.25	9.44	9.39		
15	256QAM	75	0	9.5	9.59	9.36		
Channel				133172	133272	133422	Tune-up limit (dBm)	MPR (dB)
Frequency (MHz)				668	678	693		
10	QPSK	1	0	15.5	15.1	14.97	16	0
10	QPSK	1	25	15.19	15.48	15.11		
10	QPSK	1	49	15.2	15.22	15.08		
10	QPSK	25	0	14.37	14.26	14.46	15	1
10	QPSK	25	12	14.53	14.35	14.23		
10	QPSK	25	25	14.46	14.52	14.5		
10	QPSK	50	0	14.32	14.15	14.3		
10	16QAM	1	0	15	14.41	14.84	15	1
10	16QAM	1	25	14.52	15.06	14.38		
10	16QAM	1	49	14.55	14.72	14.64		
10	16QAM	25	0	13.61	13.49	13.53	14	2
10	16QAM	25	12	13.52	13.39	13.23		
10	16QAM	25	25	13.49	13.65	13.57		
10	16QAM	50	0	13.48	13.38	13.24		
10	64QAM	1	0	13.64	13.28	13.17	14	2
10	64QAM	1	25	13.3	13.32	13.22		
10	64QAM	1	49	13.29	13.43	13.25		
10	64QAM	25	0	12.25	12.26	12.2	13	3



10	64QAM	25	12	12.43	12.1	12.3				
10	64QAM	25	25	12.2	12.31	12.54				
10	64QAM	50	0	12.28	12.38	12.27				
10	256QAM	1	0	10.64	10.28	10.17	11	5		
10	256QAM	1	25	10.3	10.32	10.22				
10	256QAM	1	49	10.29	10.43	10.25				
10	256QAM	25	0	9.25	9.26	9.2				
10	256QAM	25	12	9.43	9.1	9.3				
10	256QAM	25	25	9.2	9.31	9.54				
10	256QAM	50	0	9.28	9.38	9.27				
Channel				133147	133247	133447			Tune-up limit (dBm)	MPR (dB)
Frequency (MHz)				665.5	675.5	695.5				
5	QPSK	1	0	15.2	15.12	15			16	0
5	QPSK	1	12	15.24	14.98	14.92				
5	QPSK	1	24	15.17	15.09	14.92				
5	QPSK	12	0	14.47	14.22	14.32	15	1		
5	QPSK	12	7	14.26	14.25	14.36				
5	QPSK	12	13	14.29	14.36	14.28				
5	QPSK	25	0	14.25	14.14	14.06				
5	16QAM	1	0	15.17	14.49	14.65				
5	16QAM	1	12	14.31	14.9	14.47	15	1		
5	16QAM	1	24	14.56	14.69	14.54				
5	16QAM	12	0	13.37	13.26	13.27	14	2		
5	16QAM	12	7	13.6	13.11	13.37				
5	16QAM	12	13	13.47	13.45	13.35				
5	16QAM	25	0	13.33	13.47	13.26				
5	64QAM	1	0	13.22	13.27	13.02				
5	64QAM	1	12	13.1	13.08	13.01	14	2		
5	64QAM	1	24	13.33	13.33	13.3				
5	64QAM	12	0	12.31	12.17	12.06				
5	64QAM	12	7	12.44	12.29	12.22	13	3		
5	64QAM	12	13	12.16	12.11	12.07				
5	64QAM	25	0	12.23	12.21	12.05				
5	256QAM	1	0	10.22	10.27	10.02				
5	256QAM	1	12	10.1	10.08	10.01	11	5		
5	256QAM	1	24	10.33	10.33	10.3				
5	256QAM	12	0	9.31	9.17	9.06				
5	256QAM	12	7	9.44	9.29	9.22				
5	256QAM	12	13	9.16	9.11	9.07				
5	256QAM	25	0	9.23	9.21	9.05				

<TDD LTE SAR Measurement>

TDD LTE configuration setup for SAR measurement

SAR was tested with a fixed periodic duty factor according to the highest transmission duty factor implemented for the device and supported by 3GPP.

- a. 3GPP TS 36.211 section 4.2 for Type 2 Frame Structure and Table 4.2-2 for uplink-downlink configurations
- b. “special subframe S” contains both uplink and downlink transmissions, it has been taken into consideration to determine the transmission duty factor according to the worst case uplink and downlink cyclic prefix requirements for UpPTS
- c. Establishing connections with base station simulators ensure a consistent means for testing SAR and recommended for evaluating SAR. The Anritsu MT8820C (firmware: #22.52#004) was used for LTE output power measurements and SAR testing.

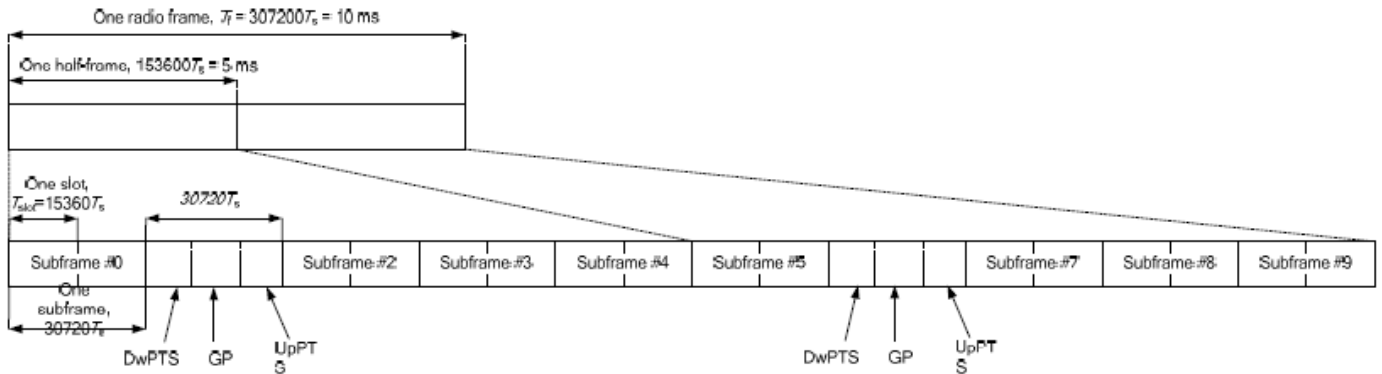


Figure 4.2-1: Frame structure type 2 (for 5 ms switch-point periodicity).

Table 4.2-2: Uplink-downlink configurations.

Uplink-downlink configuration	Downlink-to-Uplink Switch-point periodicity	Subframe number									
		0	1	2	3	4	5	6	7	8	9
0	5 ms	D	S	U	U	U	D	S	U	U	U
1	5 ms	D	S	U	U	D	D	S	U	U	D
2	5 ms	D	S	U	D	D	D	S	U	D	D
3	10 ms	D	S	U	U	U	D	D	D	D	D
4	10 ms	D	S	U	U	D	D	D	D	D	D
5	10 ms	D	S	U	D	D	D	D	D	D	D
6	5 ms	D	S	U	U	U	D	S	U	U	D

Table 4.2-1: Configuration of special subframe (lengths of DwPTS/GP/UpPTS).

Special subframe configuration	Normal cyclic prefix in downlink			Extended cyclic prefix in downlink		
	DwPTS	UpPTS		DwPTS	UpPTS	
		Normal cyclic prefix in uplink	Extended cyclic prefix in uplink		Normal cyclic prefix in uplink	Extended cyclic prefix in uplink
0	6592 · Ts	2192 · Ts	2560 · Ts	7680 · Ts	2192 · Ts	2560 · Ts
1	19760 · Ts			20480 · Ts		
2	21952 · Ts			23040 · Ts		
3	24144 · Ts			25600 · Ts		
4	26336 · Ts			7680 · Ts	4384 · Ts	5120 · Ts
5	6592 · Ts	4384 · Ts	5120 · Ts	20480 · Ts		
6	19760 · Ts			23040 · Ts		
7	21952 · Ts			12800 · Ts		
8	24144 · Ts			-	-	-
9	13168 · Ts			-	-	-

Special subframe (30720·T_s): Normal cyclic prefix in downlink (UpPTS)			
	Special subframe configuration	Normal cyclic prefix in uplink	Extended cyclic prefix in uplink
Uplink duty factor in one special subframe	0~4	7.13%	8.33%
	5~9	14.3%	16.7%

Special subframe(30720·T_s): Extended cyclic prefix in downlink (UpPTS)			
	Special subframe configuration	Normal cyclic prefix in uplink	Extended cyclic prefix in uplink
Uplink duty factor in one special subframe	0~3	7.13%	8.33%
	4~7	14.3%	16.7%

The highest duty factor is resulted from:

- i. Uplink-downlink configuration: 0. In a half-frame consisted of 5 subframes, uplink operation is in 3 uplink subframes and 1 special subframe.
- ii. special subframe configuration: 5-9 for normal cyclic prefix in downlink, 4-7 for extended cyclic prefix in downlink
- iii. for special subframe with extended cyclic prefix in uplink, the total uplink duty factor in one half-frame is: $(3+0.167)/5 = 63.3\%$
- iv. for special subframe with normal cyclic prefix in uplink, the total uplink duty factor in one half-frame is: $(3+0.143)/5 = 62.9\%$
- v. For TDD LTE SAR measurement, the duty cycle 1:1.59 (62.9 %) was used perform testing and considering the theoretical duty cycle of 63.3% for extended cyclic prefix in the uplink, and the theoretical duty cycle of 62.9% for normal cyclic prefix in uplink, a scaling factor of extended cyclic prefix $63.3\%/62.9\% = 1.006$ is applied to scale-up the measured SAR result. The scaled TDD LTE SAR = measured SAR (W/kg)* Tune-up Scaling Factor* scaling factor for extended cyclic prefix.
- vi. The device supports Power Class 3 uplink-downlink configurations 0 and 6, and Power Class 2 uplink-downlink configurations 1 to 5 operations for LTE Band 41.
- vii. The highest available duty cycle for Power Class 2 operation is 43.3% using UL-DL configuration 1, for Power Class 3 operation is 63.3% using UL-DL configuration 0. Per FCC Guidance, all SAR tests were performed using Power Class 3. SAR with Power Class 2 at the available duty factor was additionally performed for the Power Class 3 configuration with the highest SAR among all exposure condition.



Default Power Mode

<LTE Band 38>

BW [MHz]	Modulation	RB Size	RB Offset	Power	Power	Power	Tune-up limit (dBm)	MPR (dB)
				Low	Middle	High		
				Ch. / Freq.	Ch. / Freq.	Ch. / Freq.		
Channel				37850	38000	38150		
Frequency (MHz)				2580	2595	2610		
20	QPSK	1	0	23.46	23.35	23.33	24	0
20	QPSK	1	49	23.38	23.2	23.16		
20	QPSK	1	99	23.36	23.19	23.17		
20	QPSK	50	0	22.54	22.34	22.29	23	1
20	QPSK	50	24	22.55	22.39	22.39		
20	QPSK	50	50	22.56	22.37	22.39		
20	QPSK	100	0	22.62	22.37	22.38	23	1
20	16QAM	1	0	22.49	22.32	22.42		
20	16QAM	1	49	22.42	22.39	22.24		
20	16QAM	1	99	22.54	22.35	22.29	22	2
20	16QAM	50	0	21.59	21.4	21.33		
20	16QAM	50	24	21.6	21.44	21.4		
20	16QAM	50	50	21.64	21.37	21.34	22	2
20	16QAM	100	0	21.65	21.36	21.44		
20	64QAM	1	0	21.28	21.05	21.09		
20	64QAM	1	49	21.25	21.09	21.11	22	2
20	64QAM	1	99	21.25	21.04	21.11		
20	64QAM	50	0	20.51	20.38	20.36		
20	64QAM	50	24	20.6	20.33	20.41	21	3
20	64QAM	50	50	20.61	20.48	20.42		
20	64QAM	100	0	20.58	20.35	20.37		
20	256QAM	1	0	18.28	18.05	18.09	19	5
20	256QAM	1	49	18.25	18.09	18.11		
20	256QAM	1	99	18.25	18.04	18.11		
20	256QAM	50	0	17.51	17.38	17.36	19	5
20	256QAM	50	24	17.6	17.33	17.41		
20	256QAM	50	50	17.61	17.48	17.42		
20	256QAM	100	0	17.58	17.35	17.37		
Channel				37825	38000	38175		
Frequency (MHz)				2577.5	2595	2612.5		
15	QPSK	1	0	23.36	23.34	23.2	24	0
15	QPSK	1	37	23.37	23.23	23.23		
15	QPSK	1	74	23.41	23.21	23.22		
15	QPSK	36	0	22.46	22.4	22.37	23	1
15	QPSK	36	20	22.59	22.37	22.38		
15	QPSK	36	39	22.51	22.43	22.4		
15	QPSK	75	0	22.56	22.33	22.44	23	1
15	16QAM	1	0	22.53	22.26	22.33		
15	16QAM	1	37	22.41	22.37	22.27		
15	16QAM	1	74	22.56	22.25	22.28	22	2
15	16QAM	36	0	21.54	21.38	21.35		
15	16QAM	36	20	21.59	21.44	21.4		
15	16QAM	36	39	21.57	21.39	21.41	22	2
15	16QAM	75	0	21.55	21.4	21.46		
15	64QAM	1	0	21.2	20.95	21.09		
15	64QAM	1	37	21.2	21.09	21.12	22	2
15	64QAM	1	74	21.24	21.1	21.11		
15	64QAM	36	0	20.61	20.4	20.41		
15	64QAM	36	20	20.65	20.4	20.48	21	3



15	64QAM	36	39	20.66	20.4	20.41	19	5
15	64QAM	75	0	20.59	20.33	20.44		
15	256QAM	1	0	18.2	17.95	18.09		
15	256QAM	1	37	18.2	18.09	18.12		
15	256QAM	1	74	18.24	18.1	18.11		
15	256QAM	36	0	17.61	17.4	17.41		
15	256QAM	36	20	17.65	17.4	17.48		
15	256QAM	36	39	17.66	17.4	17.41		
15	256QAM	75	0	17.59	17.33	17.44		
Channel				37800	38000	38200	Tune-up limit (dBm)	MPR (dB)
Frequency (MHz)				2575	2595	2615		
10	QPSK	1	0	23.38	23.35	23.26	24	0
10	QPSK	1	25	23.34	23.23	23.19		
10	QPSK	1	49	23.41	23.26	23.16		
10	QPSK	25	0	22.49	22.36	22.29	23	1
10	QPSK	25	12	22.65	22.34	22.42		
10	QPSK	25	25	22.51	22.36	22.31		
10	QPSK	50	0	22.62	22.36	22.44		
10	16QAM	1	0	22.55	22.35	22.37	23	1
10	16QAM	1	25	22.4	22.32	22.32		
10	16QAM	1	49	22.58	22.28	22.33		
10	16QAM	25	0	21.54	21.45	21.31	22	2
10	16QAM	25	12	21.55	21.37	21.47		
10	16QAM	25	25	21.58	21.37	21.37		
10	16QAM	50	0	21.62	21.37	21.36		
10	64QAM	1	0	21.27	21.01	21.09	22	2
10	64QAM	1	25	21.15	21.11	21.07		
10	64QAM	1	49	21.29	21.05	21.07		
10	64QAM	25	0	20.55	20.41	20.41		
10	64QAM	25	12	20.58	20.35	20.47	21	3
10	64QAM	25	25	20.59	20.43	20.43		
10	64QAM	50	0	20.62	20.34	20.44		
10	256QAM	1	0	18.27	18.01	18.09		
10	256QAM	1	25	18.15	18.11	18.07	19	5
10	256QAM	1	49	18.29	18.05	18.07		
10	256QAM	25	0	17.55	17.41	17.41		
10	256QAM	25	12	17.58	17.35	17.47		
10	256QAM	25	25	17.59	17.43	17.43		
10	256QAM	50	0	17.62	17.34	17.44		
Channel				37775	38000	38225	Tune-up limit (dBm)	MPR (dB)
Frequency (MHz)				2572.5	2595	2617.5		
5	QPSK	1	0	23.35	23.35	23.29	24	0
5	QPSK	1	12	23.36	23.23	23.24		
5	QPSK	1	24	23.39	23.24	23.18		
5	QPSK	12	0	22.54	22.35	22.29	23	1
5	QPSK	12	7	22.6	22.32	22.42		
5	QPSK	12	13	22.56	22.44	22.37		
5	QPSK	25	0	22.57	22.37	22.41		
5	16QAM	1	0	22.55	22.28	22.4	23	1
5	16QAM	1	12	22.49	22.35	22.27		
5	16QAM	1	24	22.6	22.35	22.33		
5	16QAM	12	0	21.57	21.45	21.38	22	2
5	16QAM	12	7	21.55	21.4	21.47		
5	16QAM	12	13	21.63	21.47	21.35		
5	16QAM	25	0	21.58	21.34	21.42		
5	64QAM	1	0	21.24	20.98	21.02		



5	64QAM	1	12	21.22	21.06	21.11	21	3
5	64QAM	1	24	21.31	21.06	21.11		
5	64QAM	12	0	20.6	20.36	20.38		
5	64QAM	12	7	20.64	20.34	20.42		
5	64QAM	12	13	20.66	20.49	20.37		
5	64QAM	25	0	20.6	20.31	20.4		
5	256QAM	1	0	18.24	17.98	18.02	19	5
5	256QAM	1	12	18.22	18.06	18.11		
5	256QAM	1	24	18.31	18.06	18.11		
5	256QAM	12	0	17.6	17.36	17.38		
5	256QAM	12	7	17.64	17.34	17.42		
5	256QAM	12	13	17.66	17.49	17.37		
5	256QAM	25	0	17.6	17.31	17.4		

<LTE Band 41>

BW [MHz]	Modulation	RB Size	RB Offset	Power	Power	Power	Power	Power	Tune-up limit (dBm)	MPR (dB)
				Low	Low Middle	Middle	High Middle	High		
Channel				39750	40185	40620	41055	41490		
Frequency (MHz)				2506	2549.5	2593	2636.5	2680		
20	QPSK	1	0	23.53	23.69	23.72	23.47	23.35	24	0
20	QPSK	1	49	23.44	23.55	23.47	23.3	23.25		
20	QPSK	1	99	23.43	23.56	23.64	23.34	23.21		
20	QPSK	50	0	22.63	22.65	22.73	22.56	22.3	23	1
20	QPSK	50	24	22.56	22.62	22.69	22.47	22.28		
20	QPSK	50	50	22.58	22.61	22.65	22.52	22.29		
20	QPSK	100	0	22.65	22.76	22.8	22.49	22.28	23	1
20	16QAM	1	0	22.61	22.75	22.76	22.61	22.31		
20	16QAM	1	49	22.49	22.67	22.65	22.41	22.27		
20	16QAM	1	99	22.61	22.68	22.68	22.52	22.24	22	2
20	16QAM	50	0	21.59	21.74	21.65	21.51	21.37		
20	16QAM	50	24	21.74	21.77	21.79	21.56	21.25		
20	16QAM	50	50	21.67	21.83	21.71	21.47	21.35	22	2
20	16QAM	100	0	21.66	21.78	21.71	21.54	21.3		
20	64QAM	1	0	21.35	21.53	21.48	21.25	20.98		
20	64QAM	1	49	21.26	21.42	21.32	21.18	20.91	22	2
20	64QAM	1	99	21.31	21.51	21.44	21.26	20.9		
20	64QAM	50	0	20.63	20.7	20.75	20.55	20.3		
20	64QAM	50	24	20.68	20.83	20.77	20.46	20.32	21	3
20	64QAM	50	50	20.61	20.81	20.75	20.52	20.3		
20	64QAM	100	0	20.63	20.84	20.78	20.5	20.24		
20	256QAM	1	0	18.35	18.53	18.48	18.25	17.98	19	5
20	256QAM	1	49	18.26	18.42	18.32	18.18	17.91		
20	256QAM	1	99	18.31	18.51	18.44	18.26	17.9		
20	256QAM	50	0	17.63	17.7	17.75	17.55	17.3		
20	256QAM	50	24	17.68	17.83	17.77	17.46	17.32		
20	256QAM	50	50	17.61	17.81	17.75	17.52	17.3		
20	256QAM	100	0	17.63	17.84	17.78	17.5	17.24		
Channel				39725	40173	40620	41068	41515	Tune-up limit (dBm)	MPR (dB)
Frequency (MHz)				2503.5	2548.3	2593	2637.8	2682.5		
15	QPSK	1	0	23.51	23.65	23.63	23.46	23.23	24	0
15	QPSK	1	37	23.39	23.65	23.48	23.32	23.24		
15	QPSK	1	74	23.45	23.63	23.63	23.41	23.2		
15	QPSK	36	0	22.48	22.67	22.64	22.54	22.33	23	1
15	QPSK	36	20	22.6	22.82	22.7	22.43	22.25		



15	QPSK	36	39	22.56	22.8	22.71	22.51	22.28		
15	QPSK	75	0	22.63	22.76	22.75	22.53	22.24		
15	16QAM	1	0	22.54	22.77	22.7	22.57	22.33		
15	16QAM	1	37	22.4	22.71	22.6	22.42	22.31	23	1
15	16QAM	1	74	22.58	22.7	22.66	22.51	22.34		
15	16QAM	36	0	21.53	21.68	21.64	21.5	21.37		
15	16QAM	36	20	21.69	21.82	21.77	21.51	21.23	22	2
15	16QAM	36	39	21.57	21.83	21.79	21.56	21.31		
15	16QAM	75	0	21.68	21.79	21.68	21.46	21.29		
15	64QAM	1	0	21.31	21.49	21.49	21.2	21.03		
15	64QAM	1	37	21.2	21.49	21.31	21.23	20.95	22	2
15	64QAM	1	74	21.37	21.5	21.4	21.19	20.98		
15	64QAM	36	0	20.61	20.69	20.71	20.57	20.33		
15	64QAM	36	20	20.69	20.86	20.73	20.46	20.25	21	3
15	64QAM	36	39	20.59	20.84	20.76	20.47	20.33		
15	64QAM	75	0	20.67	20.81	20.73	20.46	20.32		
15	256QAM	1	0	18.31	18.49	18.49	18.2	18.03		
15	256QAM	1	37	18.2	18.49	18.31	18.23	17.95		
15	256QAM	1	74	18.37	18.5	18.4	18.19	17.98		
15	256QAM	36	0	17.61	17.69	17.71	17.57	17.33	19	5
15	256QAM	36	20	17.69	17.86	17.73	17.46	17.25		
15	256QAM	36	39	17.59	17.84	17.76	17.47	17.33		
15	256QAM	75	0	17.67	17.81	17.73	17.46	17.32		
Channel				39700	40160	40620	41080	41540	Tune-up limit (dBm)	MPR (dB)
Frequency (MHz)				2501	2547	2593	2639	2685		
10	QPSK	1	0	23.51	23.57	23.69	23.46	23.29		
10	QPSK	1	25	23.41	23.65	23.56	23.3	23.15	24	0
10	QPSK	1	49	23.43	23.56	23.57	23.34	23.17		
10	QPSK	25	0	22.52	22.7	22.66	22.52	22.27		
10	QPSK	25	12	22.61	22.79	22.68	22.42	22.31	23	1
10	QPSK	25	25	22.57	22.77	22.65	22.47	22.29		
10	QPSK	50	0	22.65	22.73	22.79	22.5	22.28		
10	16QAM	1	0	22.64	22.79	22.67	22.55	22.36		
10	16QAM	1	25	22.49	22.65	22.64	22.46	22.3	23	1
10	16QAM	1	49	22.55	22.73	22.76	22.49	22.33		
10	16QAM	25	0	21.55	21.72	21.69	21.56	21.27		
10	16QAM	25	12	21.63	21.76	21.81	21.51	21.31	22	2
10	16QAM	25	25	21.6	21.79	21.69	21.48	21.29		
10	16QAM	50	0	21.63	21.83	21.73	21.48	21.27		
10	64QAM	1	0	21.38	21.46	21.48	21.29	21.02		
10	64QAM	1	25	21.21	21.51	21.34	21.18	20.91	22	2
10	64QAM	1	49	21.32	21.54	21.39	21.25	20.89		
10	64QAM	25	0	20.54	20.76	20.7	20.53	20.35		
10	64QAM	25	12	20.66	20.79	20.7	20.51	20.31	21	3
10	64QAM	25	25	20.67	20.79	20.74	20.45	20.32		
10	64QAM	50	0	20.7	20.77	20.77	20.46	20.31		
10	256QAM	1	0	18.38	18.46	18.48	18.29	18.02		
10	256QAM	1	25	18.21	18.51	18.34	18.18	17.91	19	5
10	256QAM	1	49	18.32	18.54	18.39	18.25	17.89		
10	256QAM	25	0	17.54	17.76	17.7	17.53	17.35		
10	256QAM	25	12	17.66	17.79	17.7	17.51	17.31		
10	256QAM	25	25	17.67	17.79	17.74	17.45	17.32		
10	256QAM	50	0	17.7	17.77	17.77	17.46	17.31		
Channel				39675	40148	40620	41093	41565	Tune-up limit (dBm)	MPR (dB)
Frequency (MHz)				2498.5	2545.8	2593	2640.3	2687.5		
5	QPSK	1	0	23.45	23.6	23.64	23.4	23.33	24	0



5	QPSK	1	12	23.46	23.56	23.52	23.26	23.22	23	1		
5	QPSK	1	24	23.43	23.63	23.6	23.42	23.23				
5	QPSK	12	0	22.49	22.66	22.68	22.54	22.27				
5	QPSK	12	7	22.64	22.82	22.74	22.46	22.23				
5	QPSK	12	13	22.56	22.72	22.68	22.5	22.33				
5	QPSK	25	0	22.64	22.72	22.75	22.52	22.28				
5	16QAM	1	0	22.56	22.79	22.76	22.53	22.38	23	1		
5	16QAM	1	12	22.48	22.67	22.66	22.42	22.31				
5	16QAM	1	24	22.52	22.73	22.72	22.42	22.31				
5	16QAM	12	0	21.58	21.71	21.65	21.49	21.33	22	2		
5	16QAM	12	7	21.66	21.83	21.81	21.56	21.24				
5	16QAM	12	13	21.57	21.82	21.71	21.51	21.29				
5	16QAM	25	0	21.64	21.79	21.68	21.52	21.3				
5	64QAM	1	0	21.35	21.54	21.41	21.23	20.94				
5	64QAM	1	12	21.27	21.51	21.37	21.16	20.94	22	2		
5	64QAM	1	24	21.28	21.55	21.48	21.22	20.98				
5	64QAM	12	0	20.6	20.75	20.76	20.49	20.38				
5	64QAM	12	7	20.71	20.79	20.72	20.51	20.26	21	3		
5	64QAM	12	13	20.58	20.8	20.71	20.53	20.29				
5	64QAM	25	0	20.62	20.79	20.71	20.48	20.26				
5	256QAM	1	0	18.35	18.54	18.41	18.23	17.94			19	5
5	256QAM	1	12	18.27	18.51	18.37	18.16	17.94				
5	256QAM	1	24	18.28	18.55	18.48	18.22	17.98				
5	256QAM	12	0	17.6	17.75	17.76	17.49	17.38				
5	256QAM	12	7	17.71	17.79	17.72	17.51	17.26				
5	256QAM	12	13	17.58	17.8	17.71	17.53	17.29				
5	256QAM	25	0	17.62	17.79	17.71	17.48	17.26				

<LTE Band 41 HPUE>

BW [MHz]	Modulation	RB Size	RB Offset	Power	Power	Power	Power	Power	Tune-up limit (dBm)	MPR (dB)
				Low	Low Middle	Middle	High Middle	High		
				Ch. / Freq.	Ch. / Freq.	Ch. / Freq.	Ch. / Freq.	Ch. / Freq.		
Channel				39750	40185	40620	41055	41490	27	0
Frequency (MHz)				2506	2549.5	2593	2636.5	2680		
20	QPSK	1	0	26.21	26.21	26.31	26.07	25.76	27	0
20	QPSK	1	49	26.12	26.21	26.2	25.91	25.44		
20	QPSK	1	99	26.17	26.15	26.28	25.95	25.56		
20	QPSK	50	0	25.43	25.48	25.51	25.18	24.9	26	1
20	QPSK	50	24	25.41	25.43	22.41	25.16	24.57		
20	QPSK	50	50	25.39	25.45	25.47	25.13	24.24		
20	QPSK	100	0	25.41	25.47	25.48	25.18	24.53		
20	16QAM	1	0	25.5	25.53	25.6	25.44	25.09		
20	16QAM	1	49	25.46	25.51	25.57	25.29	24.8	26	1
20	16QAM	1	99	25.51	25.56	25.61	25.31	24.13		
20	16QAM	50	0	24.35	24.43	24.45	24.2	24.02		
20	16QAM	50	24	24.46	24.52	24.52	24.21	23.75	25	2
20	16QAM	50	50	24.43	24.5	24.5	24.17	23.39		
20	16QAM	100	0	24.43	24.52	24.51	24.18	23.61		
20	64QAM	1	0	24.33	24.37	24.45	23.77	23.3		
20	64QAM	1	49	24.35	24.42	24.41	23.92	23.21		
20	64QAM	1	99	24.45	24.44	24.39	23.69	23.12	25	2
20	64QAM	50	0	23.35	23.41	23.47	22.95	22.17		
20	64QAM	50	24	23.45	23.54	23.48	22.95	22.14		
20	64QAM	50	50	23.45	23.48	23.45	23	22.06		
20	64QAM	100	0	23.45	23.5	23.37	22.86	22.08		
20	256QAM	1	0	21.33	21.37	21.45	20.77	20.3	22	5



20	256QAM	1	49	21.35	21.42	21.41	20.92	20.21		
20	256QAM	1	99	21.45	21.44	21.39	20.69	20.12		
20	256QAM	50	0	20.35	20.41	20.47	19.95	19.17		
20	256QAM	50	24	20.45	20.54	20.48	19.95	19.14		
20	256QAM	50	50	20.45	20.48	20.45	20	19.06		
20	256QAM	100	0	20.45	20.5	20.37	19.86	19.08		
Channel				39725	40173	40620	41068	41515	Tune-up limit (dBm)	MPR (dB)
Frequency (MHz)				2503.5	2548.3	2593	2637.8	2682.5		
15	QPSK	1	0	26.12	26.19	26.24	26.01	25.68	27	0
15	QPSK	1	37	26.09	26.18	26.14	25.9	25.36		
15	QPSK	1	74	26.13	26.19	26.24	25.91	25.02		
15	QPSK	36	0	25.33	25.35	25.36	25.08	24.85	26	1
15	QPSK	36	20	25.34	25.48	25.5	25.06	24.47		
15	QPSK	36	39	25.33	25.36	25.39	25.07	24.16		
15	QPSK	75	0	25.4	25.4	25.45	25.1	24.43	26	1
15	16QAM	1	0	25.41	25.53	25.6	25.35	25.02		
15	16QAM	1	37	25.44	25.49	25.53	25.28	24.72		
15	16QAM	1	74	25.5	25.54	25.53	25.26	24.13	25	2
15	16QAM	36	0	24.28	24.41	24.45	24.17	23.98		
15	16QAM	36	20	24.4	24.49	24.47	24.12	23.68		
15	16QAM	36	39	24.41	24.43	24.45	24.17	23.3	25	2
15	16QAM	75	0	24.34	24.45	24.41	24.16	23.51		
15	64QAM	1	0	24.24	24.34	24.36	23.67	23.29		
15	64QAM	1	37	24.28	24.34	24.38	23.85	23.18	25	2
15	64QAM	1	74	24.36	24.39	24.32	23.6	23.07		
15	64QAM	36	0	23.33	23.33	23.41	22.88	22.11		
15	64QAM	36	20	23.45	23.44	23.38	22.86	22.08	24	3
15	64QAM	36	39	23.37	23.45	23.4	22.98	22.05		
15	64QAM	75	0	23.4	23.45	23.32	22.83	22.04		
15	256QAM	1	0	21.24	21.34	21.36	20.67	20.29	22	5
15	256QAM	1	37	21.28	21.34	21.38	20.85	20.18		
15	256QAM	1	74	21.36	21.39	21.32	20.6	20.07		
15	256QAM	36	0	20.33	20.33	20.41	19.88	19.11		
15	256QAM	36	20	20.45	20.44	20.38	19.86	19.08		
15	256QAM	36	39	20.37	20.45	20.4	19.98	19.05		
15	256QAM	75	0	20.4	20.45	20.32	19.83	19.04		
Channel				39700	40160	40620	41080	41540	Tune-up limit (dBm)	MPR (dB)
Frequency (MHz)				2501	2547	2593	2639	2685		
10	QPSK	1	0	26.21	26.15	26.22	26.02	25.73	27	0
10	QPSK	1	25	26.02	26.13	26.16	25.83	25.39		
10	QPSK	1	49	26.15	26.25	26.21	25.92	24.96		
10	QPSK	25	0	25.32	25.33	25.32	25.17	24.81	26	1
10	QPSK	25	12	25.37	25.46	25.5	25.14	24.51		
10	QPSK	25	25	25.32	25.44	25.43	25.04	24.24		
10	QPSK	50	0	25.37	25.44	25.46	25.15	24.43	26	1
10	16QAM	1	0	25.44	25.43	25.52	25.38	25.01		
10	16QAM	1	25	25.42	25.49	25.53	25.19	24.76		
10	16QAM	1	49	25.45	25.49	25.53	25.31	24.07	25	2
10	16QAM	25	0	24.32	24.4	24.35	24.15	23.92		
10	16QAM	25	12	24.41	24.44	24.48	24.19	23.72		
10	16QAM	25	25	24.41	24.41	24.48	24.08	23.38	25	2
10	16QAM	50	0	24.43	24.45	24.51	24.08	23.6		
10	64QAM	1	0	24.27	24.33	24.36	23.72	23.25		
10	64QAM	1	25	24.25	24.33	24.36	23.82	23.12	25	2
10	64QAM	1	49	24.38	24.37	24.31	23.63	23.05		
10	64QAM	25	0	23.29	23.38	23.4	22.9	22.09		



10	64QAM	25	12	23.41	23.47	23.48	22.93	22.12		
10	64QAM	25	25	23.35	23.39	23.39	23	22.01		
10	64QAM	50	0	23.43	23.48	23.37	22.83	22.07		
10	256QAM	1	0	21.27	21.33	21.36	20.72	20.25		
10	256QAM	1	25	21.25	21.33	21.36	20.82	20.12		
10	256QAM	1	49	21.38	21.37	21.31	20.63	20.05		
10	256QAM	25	0	20.29	20.38	20.4	19.9	19.09	22	5
10	256QAM	25	12	20.41	20.47	20.48	19.93	19.12		
10	256QAM	25	25	20.35	20.39	20.39	20	19.01		
10	256QAM	50	0	20.43	20.48	20.37	19.83	19.07		
Channel				39675	40148	40620	41093	41565	Tune-up limit	MPR
Frequency (MHz)				2498.5	2545.8	2593	2640.3	2687.5	(dBm)	(dB)
5	QPSK	1	0	26.14	26.14	26.2	26.02	25.77		
5	QPSK	1	12	26.06	26.17	26.16	25.82	25.43	27	0
5	QPSK	1	24	26.08	26.21	26.28	25.88	25.02		
5	QPSK	12	0	25.31	25.38	25.4	25.1	24.84		
5	QPSK	12	7	25.4	25.48	25.43	25.07	24.57	26	1
5	QPSK	12	13	25.31	25.38	25.46	25.11	24.14		
5	QPSK	25	0	25.38	25.46	25.46	25.16	24.48		
5	16QAM	1	0	25.47	25.45	25.51	25.44	25.04		
5	16QAM	1	12	25.44	25.48	25.54	25.26	24.77	26	1
5	16QAM	1	24	25.51	25.55	25.56	25.27	24.13		
5	16QAM	12	0	24.33	24.34	24.43	24.2	23.97		
5	16QAM	12	7	24.38	24.47	24.5	24.17	23.69	25	2
5	16QAM	12	13	24.41	24.5	24.42	24.17	23.39		
5	16QAM	25	0	24.39	24.52	24.49	24.18	23.55		
5	64QAM	1	0	24.3	24.31	24.37	23.68	23.26		
5	64QAM	1	12	24.32	24.35	24.41	23.82	23.16	25	2
5	64QAM	1	24	24.41	24.43	24.34	23.63	23.08		
5	64QAM	12	0	23.32	23.39	23.44	22.94	22.08		
5	64QAM	12	7	23.35	23.52	23.45	22.87	22.08	24	3
5	64QAM	12	13	23.39	23.4	23.36	22.97	22.04		
5	64QAM	25	0	23.45	23.44	23.3	22.79	22.04		
5	256QAM	1	0	21.3	21.31	21.37	20.68	20.26		
5	256QAM	1	12	21.32	21.35	21.41	20.82	20.16		
5	256QAM	1	24	21.41	21.43	21.34	20.63	20.08		
5	256QAM	12	0	20.32	20.39	20.44	19.94	19.08	22	5
5	256QAM	12	7	20.35	20.52	20.45	19.87	19.08		
5	256QAM	12	13	20.39	20.4	20.36	19.97	19.04		
5	256QAM	25	0	20.45	20.44	20.3	19.79	19.04		

<LTE Band 48 MIMO 2>

BW [MHz]	Modulation	RB Size	RB Offset	Power	Power	Power	Power	Tune-up limit (dBm)	MPR (dB)
				Low	Low Middle	High Middle	High		
				Ch. / Freq.	Ch. / Freq.	Ch. / Freq.	Ch. / Freq.		
Channel				55340	55830	56150	56640		
Frequency (MHz)				3560	3609	3641	3690		
20	QPSK	1	0	21.45	21.42	21.41	21.53		
20	QPSK	1	49	21.2	21.11	21.11	21.17	22	0
20	QPSK	1	99	21.26	21.09	21.02	21.14		
20	QPSK	50	0	20.47	20.28	20.39	20.49		
20	QPSK	50	24	20.45	20.19	20.25	20.43	21	1
20	QPSK	50	50	20.28	20.08	20.2	20.33		
20	QPSK	100	0	20.37	20.23	20.27	20.43		
20	16QAM	1	0	20.53	20.44	20.38	20.58		
20	16QAM	1	49	20.29	20.2	20.18	20.31	21	1



20	16QAM	1	99	20.37	20.16	20.26	20.23		
20	16QAM	50	0	19.49	19.33	19.4	19.47	20	2
20	16QAM	50	24	19.43	19.21	19.31	19.41		
20	16QAM	50	50	19.32	19.19	19.23	19.3		
20	16QAM	100	0	19.48	19.18	19.34	19.4		
20	64QAM	1	0	19.29	19.22	19.26	19.33	20	2
20	64QAM	1	49	19.05	18.96	19	19.04		
20	64QAM	1	99	19.15	18.94	18.96	18.94		
20	64QAM	50	0	18.44	18.41	18.38	18.52	19	3
20	64QAM	50	24	18.39	18.26	18.34	18.4		
20	64QAM	50	50	18.25	18.14	18.3	18.37		
20	64QAM	100	0	18.4	18.28	18.27	18.39		
20	256QAM	1	0	16.29	16.22	16.26	16.33	17	5
20	256QAM	1	49	16.05	15.96	16	16.04		
20	256QAM	1	99	16.15	15.94	15.96	15.94		
20	256QAM	50	0	15.44	15.41	15.38	15.52		
20	256QAM	50	24	15.39	15.26	15.34	15.4		
20	256QAM	50	50	15.25	15.14	15.3	15.37		
20	256QAM	100	0	15.4	15.28	15.27	15.39		
Channel				55315	55820	56160	56665	Tune-up limit (dBm)	MPR (dB)
Frequency (MHz)				3557.5	3608	3642	3692.5		
15	QPSK	1	0	21.4	21.37	21.35	21.48	22	0
15	QPSK	1	37	21.28	21.16	21.17	21.24		
15	QPSK	1	74	21.16	21.04	21.03	21.08		
15	QPSK	36	0	20.4	20.31	20.41	20.47	21	1
15	QPSK	36	20	20.39	20.15	20.25	20.43		
15	QPSK	36	39	20.25	20.14	20.29	20.28		
15	QPSK	75	0	20.37	20.17	20.24	20.38		
15	16QAM	1	0	20.56	20.47	20.41	20.61	21	1
15	16QAM	1	37	20.32	20.17	20.24	20.36		
15	16QAM	1	74	20.36	20.2	20.17	20.21		
15	16QAM	36	0	19.42	19.32	19.42	19.45	20	2
15	16QAM	36	20	19.4	19.18	19.29	19.42		
15	16QAM	36	39	19.33	19.16	19.32	19.39		
15	16QAM	75	0	19.4	19.21	19.31	19.4		
15	64QAM	1	0	19.25	19.24	19.24	19.34	20	2
15	64QAM	1	37	19.1	18.92	19.01	19.11		
15	64QAM	1	74	19.15	18.87	18.92	18.97		
15	64QAM	36	0	18.46	18.4	18.41	18.48		
15	64QAM	36	20	18.47	18.3	18.37	18.41	19	3
15	64QAM	36	39	18.27	18.19	18.29	18.35		
15	64QAM	75	0	18.43	18.18	18.37	18.43		
15	256QAM	1	0	16.25	16.24	16.24	16.34		
15	256QAM	1	37	16.1	15.92	16.01	16.11	17	5
15	256QAM	1	74	16.15	15.87	15.92	15.97		
15	256QAM	36	0	15.46	15.4	15.41	15.48		
15	256QAM	36	20	15.47	15.3	15.37	15.41		
15	256QAM	36	39	15.27	15.19	15.29	15.35		
15	256QAM	75	0	15.43	15.18	15.37	15.43		
Channel				55290	55815	56165	56690	Tune-up limit (dBm)	MPR (dB)
Frequency (MHz)				3555	3607.5	3642.5	3695		
10	QPSK	1	0	21.43	21.3	21.33	21.44	22	0
10	QPSK	1	25	21.24	21.11	21.18	21.19		
10	QPSK	1	49	21.18	21.11	21.11	21.13		
10	QPSK	25	0	20.37	20.35	20.38	20.46	21	1
10	QPSK	25	12	20.44	20.14	20.3	20.39		



10	QPSK	25	25	20.19	20.07	20.3	20.26		
10	QPSK	50	0	20.33	20.19	20.31	20.36		
10	16QAM	1	0	20.51	20.44	20.38	20.58	21	1
10	16QAM	1	25	20.35	20.17	20.16	20.29		
10	16QAM	1	49	20.32	20.13	20.23	20.25		
10	16QAM	25	0	19.49	19.31	19.43	19.45	20	2
10	16QAM	25	12	19.39	19.24	19.3	19.4		
10	16QAM	25	25	19.32	19.11	19.29	19.34		
10	16QAM	50	0	19.43	19.21	19.33	19.37		
10	64QAM	1	0	19.29	19.15	19.26	19.34	20	2
10	64QAM	1	25	19.06	18.94	19.01	19.09		
10	64QAM	1	49	19.11	18.97	18.95	18.94		
10	64QAM	25	0	18.43	18.32	18.38	18.47	19	3
10	64QAM	25	12	18.41	18.26	18.38	18.45		
10	64QAM	25	25	18.3	18.17	18.33	18.29		
10	64QAM	50	0	18.42	18.18	18.37	18.46		
10	256QAM	1	0	16.29	16.15	16.26	16.34	17	5
10	256QAM	1	25	16.06	15.94	16.01	16.09		
10	256QAM	1	49	16.11	15.97	15.95	15.94		
10	256QAM	25	0	15.43	15.32	15.38	15.47		
10	256QAM	25	12	15.41	15.26	15.38	15.45		
10	256QAM	25	25	15.3	15.17	15.33	15.29		
10	256QAM	50	0	15.42	15.18	15.37	15.46		
Channel				55265	55810	56170	56715	Tune-up limit (dBm)	MPR (dB)
Frequency (MHz)				3552.5	3607	3643	3697.5		
5	QPSK	1	0	21.46	21.35	21.38	21.48	22	0
5	QPSK	1	12	21.28	21.07	21.13	21.16		
5	QPSK	1	24	21.24	21.1	21.02	21.09		
5	QPSK	12	0	20.43	20.37	20.31	20.41	21	1
5	QPSK	12	7	20.4	20.22	20.3	20.36		
5	QPSK	12	13	20.18	20.13	20.28	20.3		
5	QPSK	25	0	20.34	20.19	20.22	20.38		
5	16QAM	1	0	20.51	20.49	20.45	20.57	21	1
5	16QAM	1	12	20.33	20.24	20.25	20.3		
5	16QAM	1	24	20.31	20.16	20.24	20.27		
5	16QAM	12	0	19.52	19.34	19.34	19.53	20	2
5	16QAM	12	7	19.44	19.2	19.38	19.45		
5	16QAM	12	13	19.28	19.2	19.23	19.38		
5	16QAM	25	0	19.39	19.16	19.31	19.44		
5	64QAM	1	0	19.26	19.17	19.19	19.33	20	2
5	64QAM	1	12	19.12	18.9	18.95	19.03		
5	64QAM	1	24	19.07	18.87	18.95	18.94		
5	64QAM	12	0	18.43	18.33	18.44	18.47	19	3
5	64QAM	12	7	18.45	18.3	18.35	18.42		
5	64QAM	12	13	18.26	18.18	18.31	18.36		
5	64QAM	25	0	18.48	18.26	18.33	18.4		
5	256QAM	1	0	16.26	16.17	16.19	16.33	17	5
5	256QAM	1	12	16.12	15.9	15.95	16.03		
5	256QAM	1	24	16.07	15.87	15.95	15.94		
5	256QAM	12	0	15.43	15.33	15.44	15.47		
5	256QAM	12	7	15.45	15.3	15.35	15.42		
5	256QAM	12	13	15.26	15.18	15.31	15.36		
5	256QAM	25	0	15.48	15.26	15.33	15.4		



Reduced Power Mode

<LTE Band 38>

BW [MHz]	Modulation	RB Size	RB Offset	Power	Power	Power	Tune-up limit (dBm)	MPR (dB)
				Low	Middle	High		
				Ch. / Freq.	Ch. / Freq.	Ch. / Freq.		
Channel				37850	38000	38150		
Frequency (MHz)				2580	2595	2610		
20	QPSK	1	0	11.02	11.11	11.09	11.5	0
20	QPSK	1	49	10.97	10.91	10.92		
20	QPSK	1	99	10.85	11.06	10.88		
20	QPSK	50	0	10.06	10.04	10.18	10.5	1
20	QPSK	50	24	10.12	10.15	10.15		
20	QPSK	50	50	10.06	10.08	10.07		
20	QPSK	100	0	10.2	10.21	10	10.5	1
20	16QAM	1	0	10.28	10.1	10.23		
20	16QAM	1	49	10	10.09	9.99		
20	16QAM	1	99	10.07	10.1	10.1	9.5	2
20	16QAM	50	0	9.11	9.12	9.19		
20	16QAM	50	24	9.06	8.99	8.98		
20	16QAM	50	50	9.12	9.17	9.14	9.5	2
20	16QAM	100	0	9.15	9.18	9.17		
20	64QAM	1	0	8.95	8.93	8.93		
20	64QAM	1	49	8.93	9.04	8.94	9.5	2
20	64QAM	1	99	9.07	9.14	9.02		
20	64QAM	50	0	8.17	8	8.15		
20	64QAM	50	24	8.02	8.07	8.03	8.5	3
20	64QAM	50	50	8.17	8.2	8.01		
20	64QAM	100	0	8.13	8.12	8.08		
20	256QAM	1	0	5.95	5.93	5.93	6.5	5
20	256QAM	1	49	5.93	6.04	5.94		
20	256QAM	1	99	6.07	6.14	6.02		
20	256QAM	50	0	5.17	5	5.15		
20	256QAM	50	24	5.02	5.07	5.03		
20	256QAM	50	50	5.17	5.2	5.01		
20	256QAM	100	0	5.13	5.12	5.08		
Channel				37825	38000	38175		
Frequency (MHz)				2577.5	2595	2612.5		
15	QPSK	1	0	11.01	11.04	11.06	11.5	0
15	QPSK	1	37	10.95	10.71	10.9		
15	QPSK	1	74	10.67	11	10.72		
15	QPSK	36	0	9.9	10.02	10.18	10.5	1
15	QPSK	36	20	9.92	10.09	10.02		
15	QPSK	36	39	9.99	10.06	9.94		
15	QPSK	75	0	10.12	10.08	9.86	10.5	1
15	16QAM	1	0	10.15	10.01	10.12		
15	16QAM	1	37	9.91	10.04	9.87		
15	16QAM	1	74	10.04	10.09	10.08	9.5	2
15	16QAM	36	0	8.98	8.92	9		
15	16QAM	36	20	8.9	8.93	8.84		
15	16QAM	36	39	8.99	9.04	8.95	9.5	2
15	16QAM	75	0	9.06	9.05	9.11		
15	64QAM	1	0	8.94	8.86	8.84		
15	64QAM	1	37	8.73	9.03	8.92	9.5	2
15	64QAM	1	74	8.95	8.99	8.87		
15	64QAM	36	0	8.15	7.82	7.96		
15	64QAM	36	20	8.01	7.87	7.84	8.5	3



15	64QAM	36	39	8.08	8.2	7.82	6.5	5
15	64QAM	75	0	8.06	7.95	7.95		
15	256QAM	1	0	5.94	5.86	5.84		
15	256QAM	1	37	5.73	6.03	5.92		
15	256QAM	1	74	5.95	5.99	5.87		
15	256QAM	36	0	5.15	4.82	4.96		
15	256QAM	36	20	5.01	4.87	4.84		
15	256QAM	36	39	5.08	5.2	4.82		
15	256QAM	75	0	5.06	4.95	4.95		
Channel				37800	38000	38200	Tune-up limit (dBm)	MPR (dB)
Frequency (MHz)				2575	2595	2615		
10	QPSK	1	0	10.69	10.91	10.82	11.5	0
10	QPSK	1	25	10.81	10.7	10.7		
10	QPSK	1	49	10.61	10.94	10.83		
10	QPSK	25	0	9.99	9.89	10.04	10.5	1
10	QPSK	25	12	9.77	9.85	10.03		
10	QPSK	25	25	9.74	9.91	9.71		
10	QPSK	50	0	9.92	10.07	9.84		
10	16QAM	1	0	10.08	9.77	10.23	10.5	1
10	16QAM	1	25	9.91	9.92	9.79		
10	16QAM	1	49	9.85	10	9.95		
10	16QAM	25	0	8.77	8.87	8.88	9.5	2
10	16QAM	25	12	8.82	8.69	8.78		
10	16QAM	25	25	8.88	8.86	8.93		
10	16QAM	50	0	8.88	9.05	9.05		
10	64QAM	1	0	8.81	8.74	8.86	9.5	2
10	64QAM	1	25	8.8	8.77	8.85		
10	64QAM	1	49	8.84	8.94	8.86		
10	64QAM	25	0	8	7.82	7.99		
10	64QAM	25	12	7.66	8	7.82	8.5	3
10	64QAM	25	25	7.89	8	7.91		
10	64QAM	50	0	7.91	7.98	7.94		
10	256QAM	1	0	5.81	5.74	5.86		
10	256QAM	1	25	5.8	5.77	5.85	6.5	5
10	256QAM	1	49	5.84	5.94	5.86		
10	256QAM	25	0	5	4.82	4.99		
10	256QAM	25	12	4.66	5	4.82		
10	256QAM	25	25	4.89	5	4.91		
10	256QAM	50	0	4.91	4.98	4.94		
Channel				37775	38000	38225	Tune-up limit (dBm)	MPR (dB)
Frequency (MHz)				2572.5	2595	2617.5		
5	QPSK	1	0	10.64	10.74	10.76	11.5	0
5	QPSK	1	12	10.83	10.42	10.54		
5	QPSK	1	24	10.64	10.75	10.62		
5	QPSK	12	0	9.79	9.8	10.01	10.5	1
5	QPSK	12	7	9.69	9.71	9.85		
5	QPSK	12	13	9.76	9.81	9.69		
5	QPSK	25	0	10.07	9.95	9.57		
5	16QAM	1	0	9.93	9.76	9.93	10.5	1
5	16QAM	1	12	9.77	9.64	9.76		
5	16QAM	1	24	9.6	9.72	9.76		
5	16QAM	12	0	8.67	8.84	8.7	9.5	2
5	16QAM	12	7	8.69	8.7	8.64		
5	16QAM	12	13	8.9	9.1	8.96		
5	16QAM	25	0	8.78	8.88	8.94		
5	64QAM	1	0	8.78	8.46	8.48	9.5	2



5	64QAM	1	12	8.53	8.86	8.68	8.5	3
5	64QAM	1	24	8.77	8.83	8.79		
5	64QAM	12	0	7.85	7.67	7.63		
5	64QAM	12	7	7.93	7.72	7.84		
5	64QAM	12	13	7.77	7.83	7.65		
5	64QAM	25	0	8.03	7.79	7.88	6.5	5
5	256QAM	1	0	5.78	5.46	5.48		
5	256QAM	1	12	5.53	5.86	5.68		
5	256QAM	1	24	5.77	5.83	5.79		
5	256QAM	12	0	4.85	4.67	4.63		
5	256QAM	12	7	4.93	4.72	4.84		
5	256QAM	12	13	4.77	4.83	4.65		
5	256QAM	25	0	5.03	4.79	4.88		

<LTE Band 41>

BW [MHz]	Modulation	RB Size	RB Offset	Power	Power	Power	Power	Power	Tune-up limit (dBm)	MPR (dB)
				Low	Low Middle	Middle	High Middle	High		
				Ch. / Freq.	Ch. / Freq.	Ch. / Freq.	Ch. / Freq.	Ch. / Freq.		
Channel				39750	40185	40620	41055	41490		
Frequency (MHz)				2506	2549.5	2593	2636.5	2680		
20	QPSK	1	0	10.93	10.94	11.18	11.06	10.93	11.5	0
20	QPSK	1	49	10.98	10.95	11.12	10.98	10.85		
20	QPSK	1	99	11.1	11	11.11	11.1	10.92		
20	QPSK	50	0	10.1	10.09	10.21	10.14	9.95	10.5	1
20	QPSK	50	24	10.19	10.18	10.1	10.13	10.15		
20	QPSK	50	50	10.09	10.16	10.15	10.08	10		
20	QPSK	100	0	10.14	10.13	10.14	10.09	10.15	10.5	1
20	16QAM	1	0	10.06	10.22	10.15	10.08	10		
20	16QAM	1	49	10.06	10.03	10.06	9.97	9.94		
20	16QAM	1	99	10.02	10.04	10.3	10.03	10.04	9.5	2
20	16QAM	50	0	9.04	9.06	9.19	9.2	8.91		
20	16QAM	50	24	9.14	9.16	9.26	9.17	9.12		
20	16QAM	50	50	9.17	9.13	9.22	9.13	8.97	9.5	2
20	16QAM	100	0	9.22	9.14	9.25	9.15	9.05		
20	64QAM	1	0	9.13	9.25	9.17	9.2	9.2		
20	64QAM	1	49	9.14	9.22	9.27	9.26	9.11	9.5	2
20	64QAM	1	99	9.1	9.15	9.27	9.17	9.25		
20	64QAM	50	0	9.17	9.25	9.2	9.21	9.19		
20	64QAM	50	24	9.19	9.13	9.21	9.14	9.13	8.5	3
20	64QAM	50	50	9.23	9.28	9.17	9.22	9.27		
20	64QAM	100	0	9.2	9.22	9.15	9.25	9.27		
20	256QAM	1	0	6.13	6.25	6.17	6.2	6.2	6.5	5
20	256QAM	1	49	6.14	6.22	6.27	6.26	6.11		
20	256QAM	1	99	6.1	6.15	6.27	6.17	6.25		
20	256QAM	50	0	6.17	6.25	6.2	6.21	6.19		
20	256QAM	50	24	6.19	6.13	6.21	6.14	6.13		
20	256QAM	50	50	6.23	6.28	6.17	6.22	6.27		
20	256QAM	100	0	6.2	6.22	6.15	6.25	6.27		
Channel				39725	40173	40620	41068	41515		
Frequency (MHz)				2503.5	2548.3	2593	2637.8	2682.5		
15	QPSK	1	0	10.73	10.82	10.96	10.98	10.79	11.5	0
15	QPSK	1	37	10.9	10.83	11.1	10.94	10.72		
15	QPSK	1	74	11.02	10.82	11.15	11.05	10.8		
15	QPSK	36	0	10.02	9.9	9.94	10.02	9.87	10.5	1
15	QPSK	36	20	10.17	10.05	9.91	10.08	10.02		



15	QPSK	36	39	9.95	9.97	10.13	9.93	9.95		
15	QPSK	75	0	10.02	10.13	10.09	9.89	9.96		
15	16QAM	1	0	10.01	10.2	10.09	10.02	9.9		
15	16QAM	1	37	9.87	9.85	10.01	9.94	9.83	10.5	1
15	16QAM	1	74	9.85	10.01	10.25	9.93	9.84		
15	16QAM	36	0	9.04	8.97	9.12	9.03	8.73		
15	16QAM	36	20	9.09	8.98	9.18	9.01	8.97	9.5	2
15	16QAM	36	39	9.16	8.93	9.13	9.01	8.85		
15	16QAM	75	0	9.06	8.98	9.14	9.14	8.97		
15	64QAM	1	0	9.09	9.11	9.11	9.08	9.05	9.5	2
15	64QAM	1	37	8.96	9.12	9.27	9.09	9.01		
15	64QAM	1	74	9.09	8.96	9.11	9.1	9.11		
15	64QAM	36	0	9.04	9.15	9.17	9.05	9.14	8.5	3
15	64QAM	36	20	9.09	9.01	9.21	8.98	9.11		
15	64QAM	36	39	9.15	9.26	9.05	9.05	9.22		
15	64QAM	75	0	9.11	9.15	8.97	9.14	9.21	6.5	5
15	256QAM	1	0	6.09	6.11	6.11	6.08	6.05		
15	256QAM	1	37	5.96	6.12	6.27	6.09	6.01		
15	256QAM	1	74	6.09	5.96	6.11	6.1	6.11		
15	256QAM	36	0	6.04	6.15	6.17	6.05	6.14		
15	256QAM	36	20	6.09	6.01	6.21	5.98	6.11		
15	256QAM	36	39	6.15	6.26	6.05	6.05	6.22		
15	256QAM	75	0	6.11	6.15	5.97	6.14	6.21		
Channel				39700	40160	40620	41080	41540	Tune-up limit (dBm)	MPR (dB)
Frequency (MHz)				2501	2547	2593	2639	2685		
10	QPSK	1	0	10.88	10.79	10.85	10.85	10.71	11.5	0
10	QPSK	1	25	10.83	10.59	10.88	10.71	10.54		
10	QPSK	1	49	10.77	10.64	11.09	10.72	10.86		
10	QPSK	25	0	10.06	9.9	9.82	9.76	9.88	10.5	1
10	QPSK	25	12	10.14	10.02	9.76	10.1	9.92		
10	QPSK	25	25	9.78	9.95	10.14	10.04	9.81		
10	QPSK	50	0	10.09	9.84	9.99	9.84	10.03		
10	16QAM	1	0	9.68	9.89	9.91	9.97	9.85		
10	16QAM	1	25	9.83	9.89	9.93	9.72	9.69		
10	16QAM	1	49	9.7	9.76	10.12	9.88	9.94	10.5	1
10	16QAM	25	0	8.92	8.75	9	8.97	8.6		
10	16QAM	25	12	8.94	9.06	9.06	9.05	8.91		
10	16QAM	25	25	8.99	8.87	8.95	9.05	8.78	9.5	2
10	16QAM	50	0	9.15	8.92	8.91	8.83	8.86		
10	64QAM	1	0	8.92	8.92	9.05	9.01	8.9		
10	64QAM	1	25	9.01	9	9.1	9.02	8.77	9.5	2
10	64QAM	1	49	8.91	8.9	9.04	8.92	9.09		
10	64QAM	25	0	8.95	9.05	9.12	8.92	9.01		
10	64QAM	25	12	8.89	9.06	8.9	8.94	9.08	8.5	3
10	64QAM	25	25	9.1	9.23	8.94	8.99	9.07		
10	64QAM	50	0	8.9	9.1	9.1	9	9.06		
10	256QAM	1	0	5.92	5.92	6.05	6.01	5.9	6.5	5
10	256QAM	1	25	6.01	6	6.1	6.02	5.77		
10	256QAM	1	49	5.91	5.9	6.04	5.92	6.09		
10	256QAM	25	0	5.95	6.05	6.12	5.92	6.01		
10	256QAM	25	12	5.89	6.06	5.9	5.94	6.08		
10	256QAM	25	25	6.1	6.23	5.94	5.99	6.07		
10	256QAM	50	0	5.9	6.1	6.1	6	6.06		
Channel				39675	40148	40620	41093	41565	Tune-up limit (dBm)	MPR (dB)
Frequency (MHz)				2498.5	2545.8	2593	2640.3	2687.5		
5	QPSK	1	0	10.73	10.7	10.81	10.7	10.6	11.5	0



5	QPSK	1	12	10.57	10.78	10.85	10.76	10.6	10.5	1
5	QPSK	1	24	10.72	10.72	10.93	10.72	10.68		
5	QPSK	12	0	9.59	9.85	9.75	9.96	9.65		
5	QPSK	12	7	9.97	9.94	9.73	10.05	9.82		
5	QPSK	12	13	9.77	9.81	10.07	9.78	9.82		
5	QPSK	25	0	9.96	10.01	9.96	9.85	9.7		
5	16QAM	1	0	9.81	9.77	9.8	9.72	9.72	10.5	1
5	16QAM	1	12	9.87	9.7	9.84	9.68	9.45		
5	16QAM	1	24	9.65	9.84	9.93	9.85	9.72		
5	16QAM	12	0	8.89	8.74	8.96	8.85	8.53	9.5	2
5	16QAM	12	7	8.81	8.95	9.04	8.91	8.87		
5	16QAM	12	13	8.74	8.85	8.9	8.76	8.61		
5	16QAM	25	0	8.75	8.89	9.07	8.66	8.68		
5	16QAM	12	7	8.81	8.95	9.04	8.91	8.87		
5	64QAM	1	0	8.85	9	8.94	8.92	8.95	9.5	2
5	64QAM	1	12	8.89	8.91	8.75	8.97	8.91		
5	64QAM	1	24	8.67	8.87	9.07	8.8	9.05		
5	64QAM	12	0	8.86	9.04	8.77	9.02	9.02	8.5	3
5	64QAM	12	7	8.76	8.87	8.96	8.59	8.91		
5	64QAM	12	13	8.99	8.98	8.74	8.79	8.93		
5	64QAM	25	0	9.02	9.06	8.8	9.05	8.78		
5	64QAM	12	7	8.76	8.87	8.96	8.59	8.91		
5	256QAM	1	0	5.85	6	5.94	5.92	5.95	6.5	5
5	256QAM	1	12	5.89	5.91	5.75	5.97	5.91		
5	256QAM	1	24	5.67	5.87	6.07	5.8	6.05		
5	256QAM	12	0	5.86	6.04	5.77	6.02	6.02		
5	256QAM	12	7	5.76	5.87	5.96	5.59	5.91		
5	256QAM	12	13	5.99	5.98	5.74	5.79	5.93		
5	256QAM	25	0	6.02	6.06	5.8	6.05	5.78		

<LTE Band 41 MIMO 2>

BW [MHz]	Modulation	RB Size	RB Offset	Power	Power	Power	Power	Power	Tune-up limit (dBm)	MPR (dB)
				Low	Low Middle	Middle	High Middle	High		
				Ch. / Freq.	Ch. / Freq.	Ch. / Freq.	Ch. / Freq.	Ch. / Freq.		
Channel				39750	40185	40620	41055	41490	14.5	0
Frequency (MHz)				2506	2549.5	2593	2636.5	2680		
20	QPSK	1	0	13.76	13.65	13.79	13.84	13.85	14.5	0
20	QPSK	1	49	13.53	13.73	13.71	13.66	13.67		
20	QPSK	1	99	13.71	13.74	13.82	13.68	13.72		
20	QPSK	50	0	12.94	12.99	12.91	12.98	13.01	13.5	1
20	QPSK	50	24	12.94	12.97	13.02	13.03	13.05		
20	QPSK	50	50	12.92	12.88	12.94	12.98	12.99		
20	QPSK	100	0	12.91	12.92	12.98	13.05	13.06		
20	16QAM	1	0	13.07	13.08	13.21	13.15	13.08		
20	16QAM	1	49	12.94	12.94	13.04	13.09	12.88	13.5	1
20	16QAM	1	99	12.99	13.06	13.14	12.73	12.92		
20	16QAM	50	0	11.89	11.97	11.88	11.92	11.72		
20	16QAM	50	24	11.89	11.94	12.04	11.98	11.94	12.5	2
20	16QAM	50	50	11.98	11.98	11.93	11.81	11.79		
20	16QAM	100	0	11.98	12	11.98	11.94	11.85		
20	16QAM	50	0	11.89	11.97	11.88	11.92	11.72		
20	64QAM	1	0	11.72	11.85	12.04	11.79	11.78	12.5	2
20	64QAM	1	49	11.9	11.85	11.83	11.78	11.6		
20	64QAM	1	99	11.85	11.83	11.87	11.79	11.72		
20	64QAM	50	0	11.05	11.18	11.12	11.06	11.12	11.5	3
20	64QAM	50	24	11.06	11.02	11.17	11.03	11.12		
20	64QAM	50	50	11.08	11.16	11.03	11.14	11.12		
20	64QAM	100	0	11.08	11.1	11.16	11.17	11.11		
20	256QAM	1	0	8.72	8.85	9.04	8.79	8.78		



20	256QAM	1	49	8.9	8.85	8.83	8.78	8.6		
20	256QAM	1	99	8.85	8.83	8.87	8.79	8.72		
20	256QAM	50	0	8.05	8.18	8.12	8.06	8.12		
20	256QAM	50	24	8.06	8.02	8.17	8.03	8.12		
20	256QAM	50	50	8.08	8.16	8.03	8.14	8.12		
20	256QAM	100	0	8.08	8.1	8.16	8.17	8.11		
Channel				39725	40173	40620	41068	41515	Tune-up limit	MPR
Frequency (MHz)				2503.5	2548.3	2593	2637.8	2682.5	(dBm)	(dB)
15	QPSK	1	0	13.71	13.57	13.61	13.54	13.61	14.5	0
15	QPSK	1	37	13.42	13.56	13.57	13.57	13.37		
15	QPSK	1	74	13.54	13.62	13.63	13.55	13.47		
15	QPSK	36	0	12.92	12.85	12.83	12.94	12.69	13.5	1
15	QPSK	36	20	12.82	12.85	12.88	12.82	12.83		
15	QPSK	36	39	12.72	12.75	12.77	12.9	12.65		
15	QPSK	75	0	12.85	12.87	13.03	12.84	12.76	13.5	1
15	16QAM	1	0	13.05	12.94	13.08	13.11	13		
15	16QAM	1	37	12.84	12.81	12.9	13	12.73		
15	16QAM	1	74	12.95	13.05	13.08	12.54	12.74	12.5	2
15	16QAM	36	0	11.77	11.91	11.79	11.73	11.65		
15	16QAM	36	20	11.83	11.8	11.87	11.85	11.89		
15	16QAM	36	39	11.84	11.85	11.77	11.67	11.72	12.5	2
15	16QAM	75	0	11.91	11.91	11.94	11.94	11.81		
15	64QAM	1	0	11.59	11.85	11.84	11.74	11.62		
15	64QAM	1	37	11.88	11.82	11.64	11.58	11.52	12.5	2
15	64QAM	1	74	11.79	11.73	11.74	11.69	11.58		
15	64QAM	36	0	10.97	11.15	11.03	11.05	10.93		
15	64QAM	36	20	10.97	10.95	11.1	10.98	11.07	11.5	3
15	64QAM	36	39	10.96	10.97	10.99	11.06	10.97		
15	64QAM	75	0	10.96	10.97	11.12	11.07	11.01		
15	256QAM	1	0	8.59	8.85	8.84	8.74	8.62	9.5	5
15	256QAM	1	37	8.88	8.82	8.64	8.58	8.52		
15	256QAM	1	74	8.79	8.73	8.74	8.69	8.58		
15	256QAM	36	0	7.97	8.15	8.03	8.05	7.93		
15	256QAM	36	20	7.97	7.95	8.1	7.98	8.07		
15	256QAM	36	39	7.96	7.97	7.99	8.06	7.97		
15	256QAM	75	0	7.96	7.97	8.12	8.07	8.01		
Channel				39700	40160	40620	41080	41540	Tune-up limit	MPR
Frequency (MHz)				2501	2547	2593	2639	2685	(dBm)	(dB)
10	QPSK	1	0	13.49	13.31	13.65	13.53	13.32	14.5	0
10	QPSK	1	25	13.41	13.61	13.42	13.39	13.33		
10	QPSK	1	49	13.52	13.5	13.63	13.55	13.35		
10	QPSK	25	0	12.78	12.7	12.65	12.75	12.6	13.5	1
10	QPSK	25	12	12.69	12.77	12.87	12.65	12.59		
10	QPSK	25	25	12.79	12.8	12.62	12.71	12.59		
10	QPSK	50	0	12.59	12.81	12.97	12.51	12.68	13.5	1
10	16QAM	1	0	12.82	13.02	13.12	13.01	12.77		
10	16QAM	1	25	12.77	12.64	12.92	12.87	12.7		
10	16QAM	1	49	12.85	12.93	13.05	12.48	12.67	12.5	2
10	16QAM	25	0	11.72	11.93	11.85	11.71	11.59		
10	16QAM	25	12	11.6	11.78	12.03	11.77	11.77		
10	16QAM	25	25	11.86	11.85	11.66	11.57	11.72	12.5	2
10	16QAM	50	0	11.9	11.75	11.72	11.87	11.85		
10	64QAM	1	0	11.64	11.59	11.88	11.52	11.56		
10	64QAM	1	25	11.54	11.57	11.47	11.67	11.43	12.5	2
10	64QAM	1	49	11.8	11.66	11.78	11.7	11.48		
10	64QAM	25	0	10.74	10.91	10.93	11.03	10.92		



10	64QAM	25	12	10.74	10.82	11.13	10.76	10.96		
10	64QAM	25	25	10.75	10.97	10.8	10.98	10.95		
10	64QAM	50	0	10.92	10.94	10.87	11.06	11.02		
10	256QAM	1	0	8.64	8.59	8.88	8.52	8.56	9.5	5
10	256QAM	1	25	8.54	8.57	8.47	8.67	8.43		
10	256QAM	1	49	8.8	8.66	8.78	8.7	8.48		
10	256QAM	25	0	7.74	7.91	7.93	8.03	7.92		
10	256QAM	25	12	7.74	7.82	8.13	7.76	7.96		
10	256QAM	25	25	7.75	7.97	7.8	7.98	7.95		
10	256QAM	50	0	7.92	7.94	7.87	8.06	8.02		
Channel				39675	40148	40620	41093	41565		
Frequency (MHz)				2498.5	2545.8	2593	2640.3	2687.5		
5	QPSK	1	0	13.41	13.25	13.5	13.7	13.38	14.5	0
5	QPSK	1	12	13.37	13.39	13.35	13.47	13.31		
5	QPSK	1	24	13.32	13.28	13.61	13.51	13.4		
5	QPSK	12	0	12.59	12.67	12.74	12.94	12.65	13.5	1
5	QPSK	12	7	12.58	12.79	12.81	12.49	12.54		
5	QPSK	12	13	12.62	12.7	12.73	12.61	12.61		
5	QPSK	25	0	12.52	12.64	12.91	12.44	12.54		
5	16QAM	1	0	12.54	12.72	12.97	12.92	12.9	13.5	1
5	16QAM	1	12	12.55	12.75	12.69	12.69	12.56		
5	16QAM	1	24	12.63	12.7	12.63	12.38	12.58		
5	16QAM	12	0	11.52	11.69	11.51	11.66	11.3	12.5	2
5	16QAM	12	7	11.79	11.58	11.86	11.42	11.6		
5	16QAM	12	13	11.72	11.63	11.63	11.55	11.4		
5	16QAM	25	0	11.56	11.45	11.69	11.76	11.83		
5	64QAM	1	0	11.46	11.47	11.87	11.38	11.39	12.5	2
5	64QAM	1	12	11.5	11.53	11.31	11.3	11.31		
5	64QAM	1	24	11.65	11.7	11.62	11.4	11.39		
5	64QAM	12	0	10.8	10.91	10.85	10.79	10.77	11.5	3
5	64QAM	12	7	10.86	10.79	10.73	10.76	10.84		
5	64QAM	12	13	10.71	10.91	10.6	10.85	10.54		
5	64QAM	25	0	10.67	10.7	10.76	10.91	10.74		
5	256QAM	1	0	8.46	8.47	8.87	8.38	8.39	9.5	5
5	256QAM	1	12	8.5	8.53	8.31	8.3	8.31		
5	256QAM	1	24	8.65	8.7	8.62	8.4	8.39		
5	256QAM	12	0	7.8	7.91	7.85	7.79	7.77		
5	256QAM	12	7	7.86	7.79	7.73	7.76	7.84		
5	256QAM	12	13	7.71	7.91	7.6	7.85	7.54		
5	256QAM	25	0	7.67	7.7	7.76	7.91	7.74		

<LTE Band 48 MIMO 2>

BW [MHz]	Modulation	RB Size	RB Offset	Power	Power	Power	Power	Tune-up limit (dBm)	MPR (dB)
				Low	Low Middle	High Middle	High		
				Ch. / Freq.	Ch. / Freq.	Ch. / Freq.	Ch. / Freq.		
Channel				55340	55830	56150	56640		
Frequency (MHz)				3560	3609	3641	3690		
20	QPSK	1	0	12.49	12.62	12.63	12.72	13	0
20	QPSK	1	49	12.26	12.44	12.45	12.43		
20	QPSK	1	99	12.15	12.41	12.39	12.46		
20	QPSK	50	0	11.49	11.64	11.68	11.71	12	1
20	QPSK	50	24	11.43	11.61	11.61	11.68		
20	QPSK	50	50	11.28	11.48	11.4	11.62		
20	QPSK	100	0	11.43	11.62	11.63	11.65		
20	16QAM	1	0	11.53	11.76	11.78	11.76	12	1
20	16QAM	1	49	11.39	11.55	11.49	11.54		



20	16QAM	1	99	11.37	11.52	11.52	11.65		
20	16QAM	50	0	10.51	10.65	10.71	10.71	11	2
20	16QAM	50	24	10.42	10.64	10.63	10.79		
20	16QAM	50	50	10.4	10.58	10.6	10.62		
20	16QAM	100	0	10.41	10.59	10.62	10.59		
20	64QAM	1	0	10.27	10.55	10.59	10.73	11	2
20	64QAM	1	49	10.39	10.57	10.59	10.62		
20	64QAM	1	99	10.21	10.57	10.58	10.47		
20	64QAM	50	0	9.53	9.59	9.6	9.59	10	3
20	64QAM	50	24	9.59	9.7	9.58	9.64		
20	64QAM	50	50	9.51	9.63	9.67	9.57		
20	64QAM	100	0	9.53	9.59	9.53	9.69		
20	256QAM	1	0	7.27	7.55	7.59	7.73	8	5
20	256QAM	1	49	7.39	7.57	7.59	7.62		
20	256QAM	1	99	7.21	7.57	7.58	7.47		
20	256QAM	50	0	6.53	6.59	6.6	6.59		
20	256QAM	50	24	6.59	6.7	6.58	6.64		
20	256QAM	50	50	6.51	6.63	6.67	6.57		
20	256QAM	100	0	6.53	6.59	6.53	6.69		
Channel				55315	55820	56160	56665	Tune-up limit (dBm)	MPR (dB)
Frequency (MHz)				3557.5	3608	3642	3692.5		
15	QPSK	1	0	12.37	12.6	12.62	12.63	13	0
15	QPSK	1	37	12.26	12.26	12.43	12.27		
15	QPSK	1	74	11.96	12.32	12.33	12.28		
15	QPSK	36	0	11.36	11.45	11.5	11.54	12	1
15	QPSK	36	20	11.35	11.55	11.5	11.63		
15	QPSK	36	39	11.2	11.29	11.21	11.54		
15	QPSK	75	0	11.3	11.62	11.63	11.45		
15	16QAM	1	0	11.45	11.75	11.69	11.71	12	1
15	16QAM	1	37	11.33	11.48	11.47	11.47		
15	16QAM	1	74	11.26	11.44	11.38	11.53		
15	16QAM	36	0	10.45	10.45	10.61	10.56	11	2
15	16QAM	36	20	10.32	10.46	10.61	10.71		
15	16QAM	36	39	10.39	10.43	10.49	10.47		
15	16QAM	75	0	10.25	10.47	10.62	10.57		
15	64QAM	1	0	10.12	10.38	10.44	10.71	11	2
15	64QAM	1	37	10.19	10.39	10.43	10.58		
15	64QAM	1	74	10.21	10.47	10.5	10.39		
15	64QAM	36	0	9.47	9.57	9.45	9.4	10	3
15	64QAM	36	20	9.59	9.68	9.54	9.46		
15	64QAM	36	39	9.48	9.48	9.66	9.55		
15	64QAM	75	0	9.43	9.53	9.4	9.62		
15	256QAM	1	0	7.12	7.38	7.44	7.71	8	5
15	256QAM	1	37	7.19	7.39	7.43	7.58		
15	256QAM	1	74	7.21	7.47	7.5	7.39		
15	256QAM	36	0	6.47	6.57	6.45	6.4		
15	256QAM	36	20	6.59	6.68	6.54	6.46		
15	256QAM	36	39	6.48	6.48	6.66	6.55		
15	256QAM	75	0	6.43	6.53	6.4	6.62		
Channel				55290	55815	56165	56690	Tune-up limit (dBm)	MPR (dB)
Frequency (MHz)				3555	3607.5	3642.5	3695		
10	QPSK	1	0	12.21	12.29	12.37	12.43	13	0
10	QPSK	1	25	12.09	12.24	12.3	12.19		
10	QPSK	1	49	11.87	12.31	12.13	12.33		
10	QPSK	25	0	11.41	11.48	11.33	11.58	12	1
10	QPSK	25	12	11.19	11.49	11.44	11.41		



10	QPSK	25	25	11	11.43	11.16	11.22		
10	QPSK	50	0	11.24	11.4	11.42	11.36		
10	16QAM	1	0	11.31	11.64	11.56	11.74	12	1
10	16QAM	1	25	11.24	11.27	11.35	11.33		
10	16QAM	1	49	11.24	11.34	11.12	11.34		
10	16QAM	25	0	10.31	10.51	10.6	10.44	11	2
10	16QAM	25	12	10.21	10.44	10.39	10.61		
10	16QAM	25	25	10.12	10.39	10.27	10.48		
10	16QAM	50	0	10.23	10.33	10.53	10.29		
10	64QAM	1	0	9.89	10.33	10.59	10.34	11	2
10	64QAM	1	25	10.22	10.48	10.35	10.47		
10	64QAM	1	49	9.88	10.48	10.42	10.29		
10	64QAM	25	0	9.37	9.54	9.49	9.36	10	3
10	64QAM	25	12	9.5	9.62	9.42	9.43		
10	64QAM	25	25	9.17	9.55	9.34	9.43		
10	64QAM	50	0	9.18	9.27	9.19	9.55		
10	256QAM	1	0	6.89	7.33	7.59	7.34	8	5
10	256QAM	1	25	7.22	7.48	7.35	7.47		
10	256QAM	1	49	6.88	7.48	7.42	7.29		
10	256QAM	25	0	6.37	6.54	6.49	6.36		
10	256QAM	25	12	6.5	6.62	6.42	6.43		
10	256QAM	25	25	6.17	6.55	6.34	6.43		
10	256QAM	50	0	6.18	6.27	6.19	6.55		
Channel				55265	55810	56170	56715	Tune-up limit (dBm)	MPR (dB)
Frequency (MHz)				3552.5	3607	3643	3697.5		
5	QPSK	1	0	12.18	12.31	12.24	12.44	13	0
5	QPSK	1	12	11.96	11.98	12.13	12.17		
5	QPSK	1	24	11.62	12.3	11.98	12.15		
5	QPSK	12	0	11.01	11.26	11.5	11.35	12	1
5	QPSK	12	7	11.13	11.35	11.41	11.62		
5	QPSK	12	13	11.12	11.36	11.07	11.54		
5	QPSK	25	0	11.22	11.41	11.39	11.37		
5	16QAM	1	0	11.32	11.33	11.56	11.53	12	1
5	16QAM	1	12	11.19	11.25	11.15	11.3		
5	16QAM	1	24	11.1	11.22	11.24	11.28		
5	16QAM	12	0	10.17	10.26	10.62	10.46	11	2
5	16QAM	12	7	10.04	10.43	10.29	10.69		
5	16QAM	12	13	10.06	10.37	10.25	10.26		
5	16QAM	25	0	10.13	10.19	10.14	10.37		
5	64QAM	1	0	10.04	10.38	10.34	10.49	11	2
5	64QAM	1	12	9.92	10.44	10.06	10.39		
5	64QAM	1	24	10	10.36	10.28	10.28		
5	64QAM	12	0	9.1	9.21	9.46	9.45	10	3
5	64QAM	12	7	9.36	9.38	9.4	9.16		
5	64QAM	12	13	9.15	9.42	9.54	9.44		
5	64QAM	25	0	9.27	9.25	9.18	9.42		
5	256QAM	1	0	7.04	7.38	7.34	7.49	8	5
5	256QAM	1	12	6.92	7.44	7.06	7.39		
5	256QAM	1	24	7	7.36	7.28	7.28		
5	256QAM	12	0	6.1	6.21	6.46	6.45		
5	256QAM	12	7	6.36	6.38	6.4	6.16		
5	256QAM	12	13	6.15	6.42	6.54	6.44		
5	256QAM	25	0	6.27	6.25	6.18	6.42		

13. 5G NR Output Power (Unit: dBm)

General Note:

1. For 5G NR test procedure was following step similar FCC KDB 941225 D05:
 - a. For DFT-OFDM output power measurement reduction, full measurement on Pi/2 BPSK and QPSK, for 16QAM/64QAM/256QAM spot check 1RB 1offset configuration to ensure the output power will not ½ dB higher than Pi/2 BPSK and QPSK, for smaller bandwidth output power will spot check 1RB 1offset configuration at Pi/2 BPSK to ensure output power will not ½ dB higher than largest supported bandwidth.
 - b. The high order modulations for CP-OFDM maximum power according to tune-up document will not ½ dB higher than DFT-OFDM mode, also DFT-OFDM mode reported SAR is ≤ 1.45 W/kg for this device, for CP-OFDM mode output power and SAR measurement is not necessary.
 - c. SAR testing start with the largest channel bandwidth and measure SAR for Pi/2 BPSK with 1 RB allocation, using the RB offset and required test channel combination with the highest maximum output power for RB offsets at the upper edge, middle and lower edge of each required test channel.
 - d. 50% RB allocation for Pi/2 BPSK SAR testing follows 1RB Pi/2 BPSK allocation procedure
 - e. Pi/2 BPSK with 100% RB allocation, SAR is not required when the highest maximum output power for 100 % RB allocation is less than the highest maximum output power in 50% and 1 RB allocations and the highest reported SAR for 1 RB and 50% RB allocation are ≤ 0.8 W/kg. Otherwise, SAR is measured for the highest output power channel; and if the reported SAR is > 1.45 W/kg, the remaining required test channels must also be tested.
 - f. QPSK/16QAM/64QAM/256QAM output powers according to tune-up limit will not ½ dB higher than the same configuration in Pi/2 BPSK, also reported SAR for the Pi/2 BPSK configuration is less than 1.45 W/kg, QPSK/16QAM/64QAM/256QAM SAR testing are not required.
 - g. Smaller bandwidth output power for each RB allocation configuration for this device will not ½ dB higher than the same configuration in the largest supported bandwidth, and the reported SAR for the largest supported bandwidth is ≤ 1.45 W/kg, smaller bandwidth SAR testing is not required for this device

<3GPP 38.101 MPR for EN-DC>

Table 6.2.2-1 Maximum power reduction (MPR) for power class 3

Modulation		MPR (dB)		
		Edge RB allocations	Outer RB allocations	Inner RB allocations
DFT-s-OFDM	Pi/2 BPSK	≤ 3.5 ¹	≤ 1.2 ¹	≤ 0.2 ¹
		≤ 0.5 ²	≤ 0.5 ²	0 ²
	QPSK		≤ 1	0
	16 QAM		≤ 2	≤ 1
	64 QAM		≤ 2.5	
CP-OFDM	256 QAM		≤ 4.5	
	QPSK	≤ 3		≤ 1.5
	16 QAM	≤ 3		≤ 2
	64 QAM		≤ 3.5	
	256 QAM		≤ 6.5	

NOTE 1: Applicable for UE operating in TDD mode with Pi/2 BPSK modulation and UE indicates support for UE capability *powerBoosting-pi2BPSK* and if the IE *powerBoostPi2BPSK* is set to 1 and 40 % or less slots in radio frame are used for UL transmission for bands n40, n41, n77, n78 and n79. The reference power of 0 dB MPR is 26 dBm.

NOTE 2: Applicable for UE operating in FDD mode, or in TDD mode in bands other than n40, n41, n77, n78 and n79 with Pi/2 BPSK modulation and if the IE *powerBoostPi2BPSK* is set to 0 and if more than 40 % of slots in radio frame are used for UL transmission for bands n40, n41, n77, n78 and n79.

Table 6.2.2-2 Maximum power reduction (MPR) for power class 2

Modulation		MPR (dB)		
		Edge RB allocations	Outer RB allocations	Inner RB allocations
DFT-s-OFDM	Pi/2 BPSK	≤ 3.5	≤ 0.5	0
	QPSK	≤ 3.5	≤ 1	0
	16 QAM	≤ 3.5	≤ 2	≤ 1
	64 QAM	≤ 3.5		≤ 2.5
	256 QAM		≤ 4.5	
CP-OFDM	QPSK	≤ 3.5	≤ 3	≤ 1.5
	16 QAM	≤ 3.5	≤ 3	≤ 2
	64 QAM		≤ 3.5	
	256 QAM		≤ 6.5	



<Full Power>

<n2>

DFT-OFDM								
BW [MHz]	Modulation	RB Size	RB Offset	Power Low Ch. / Freq.	Power Middle Ch. / Freq.	Power High Ch. / Freq.	Tune-up limit (dBm)	MPR (dB)
Channel				372000	376000	380000		
Frequency (MHz)				1860	1880	1900		
20	PI/2 BPSK	1	1	22.52	22.65	22.47	24.0	0.0
20	PI/2 BPSK	1	53	22.40	22.63	22.43		
20	PI/2 BPSK	1	104	22.40	22.58	22.37		
20	PI/2 BPSK	50	0	22.21	22.42	22.17	24.0	0.0
20	PI/2 BPSK	50	28	22.41	22.40	22.29		
20	PI/2 BPSK	50	56	22.12	22.35	22.17		
20	PI/2 BPSK	100	0	22.13	22.26	21.99	23.5	0.5
20	QPSK	1	1	22.26	22.48	22.28	24.0	0.0
20	QPSK	1	53	22.44	22.58	22.36		
20	QPSK	1	104	22.44	22.63	22.42		
20	QPSK	50	0	22.36	22.53	22.27	24.0	0.0
20	QPSK	50	28	22.46	22.63	22.35		
20	QPSK	50	56	22.47	22.64	22.36		
20	QPSK	100	0	21.56	21.74	21.50	23.0	1.0
20	16QAM	1	1	21.32	21.46	21.21	23.0	1.0
20	64QAM	1	1	20.17	20.37	20.19	21.5	2.5
20	256QAM	1	1	17.78	17.99	17.80	19.5	4.5
Channel				371500	376000	380500	Tune-up limit (dBm)	MPR (dB)
Frequency (MHz)				1857.5	1880	1902.5		
15	PI/2 BPSK	1	1	22.47	22.55	22.42	24.0	0.0
Channel				371000	376000	381000	Tune-up limit (dBm)	MPR (dB)
Frequency (MHz)				1855	1880	1905		
10	PI/2 BPSK	1	1	22.42	22.55	22.44	24.0	0.0
Channel				370500	376000	381500	Tune-up limit (dBm)	MPR (dB)
Frequency (MHz)				1852.5	1880	1907.5		
5	PI/2 BPSK	1	1	22.44	22.61	22.39	24.0	0.0
CP-OFDM								
BW [MHz]	Modulation	RB Size	RB Offset	Power Low Ch. / Freq.	Power Middle Ch. / Freq.	Power High Ch. / Freq.	Tune-up limit (dBm)	MPR (dB)
Channel				372000	376000	380000		
Frequency (MHz)				1860	1880	1900		
20	QPSK	1	1	21.22	21.45	21.27	22.5	1.5

<n2 MIMO 2>

DFT-OFDM								
BW [MHz]	Modulation	RB Size	RB Offset	Power Low Ch. / Freq.	Power Middle Ch. / Freq.	Power High Ch. / Freq.	Tune-up limit (dBm)	MPR (dB)
Channel				372000	376000	380000	24.0	0.0
Frequency (MHz)				1860	1880	1900		
20	PI/2 BPSK	1	1	23.43	23.20	23.37		
20	PI/2 BPSK	1	53	23.22	23.12	23.32	24.0	0.0
20	PI/2 BPSK	1	104	23.25	23.12	23.29		
20	PI/2 BPSK	50	0	23.35	23.25	23.32		
20	PI/2 BPSK	50	28	23.18	23.18	23.18	24.0	0.0
20	PI/2 BPSK	50	56	22.85	22.66	22.91		
20	PI/2 BPSK	100	0	22.80	22.66	22.82		
20	QPSK	1	1	23.32	23.09	23.19	24.0	0.0
20	QPSK	1	53	23.18	23.01	23.24		
20	QPSK	1	104	23.29	23.03	23.24		
20	QPSK	50	0	22.69	22.63	22.84	24.0	0.0
20	QPSK	50	28	23.36	23.17	23.30		
20	QPSK	50	56	22.90	22.79	22.83		
20	QPSK	100	0	22.34	22.19	22.38	23.0	1.0
20	16QAM	1	1	22.17	22.04	22.08	23.0	1.0
20	64QAM	1	1	20.49	20.45	20.63	21.5	2.5
20	256QAM	1	1	18.85	18.68	18.70	19.5	4.5
Channel				371500	376000	380500	Tune-up limit (dBm)	MPR (dB)
Frequency (MHz)				1857.5	1880	1902.5		
15	PI/2 BPSK	1	1	23.33	23.17	23.37	24.0	0.0
Channel				371000	376000	381000	Tune-up limit (dBm)	MPR (dB)
Frequency (MHz)				1855	1880	1905		
10	PI/2 BPSK	1	1	23.41	23.10	23.36	24.0	0.0
Channel				370500	376000	381500	Tune-up limit (dBm)	MPR (dB)
Frequency (MHz)				1852.5	1880	1907.5		
5	PI/2 BPSK	1	1	23.40	23.17	23.27	24.0	0.0
CP-OFDM								
BW [MHz]	Modulation	RB Size	RB Offset	Power Low Ch. / Freq.	Power Middle Ch. / Freq.	Power High Ch. / Freq.	Tune-up limit (dBm)	MPR (dB)
Channel				372000	376000	380000	22.5	1.5
Frequency (MHz)				1860	1880	1900		
20	QPSK	1	1	21.34	21.35	21.26		



<n5>

DFT-OFDM								
BW [MHz]	Modulation	RB Size	RB Offset	Power Low Ch. / Freq.	Power Middle Ch. / Freq.	Power High Ch. / Freq.	Tune-up limit (dBm)	MPR (dB)
Channel				166800	167300	167800		
Frequency (MHz)				834	836.5	839		
20	PI/2 BPSK	1	1	23.58	23.62	23.44	24.0	0.0
20	PI/2 BPSK	1	53	23.41	23.51	23.26		
20	PI/2 BPSK	1	104	23.14	23.17	23.03		
20	PI/2 BPSK	50	0	23.40	23.39	23.13	24.0	0.0
20	PI/2 BPSK	50	28	23.31	23.35	23.06		
20	PI/2 BPSK	50	56	22.82	22.91	22.70		
20	PI/2 BPSK	100	0	22.91	22.93	22.84	23.5	0.5
20	QPSK	1	1	23.26	23.36	23.24	24.0	0.0
20	QPSK	1	53	23.27	23.34	23.20		
20	QPSK	1	104	23.08	23.05	22.93		
20	QPSK	50	0	22.57	22.54	22.33	24.0	0.0
20	QPSK	50	28	23.35	23.41	23.14		
20	QPSK	50	56	22.31	22.40	22.20		
20	QPSK	100	0	22.35	22.46	22.26	23.0	1.0
20	16QAM	1	1	22.58	22.61	22.37	23.0	1.0
20	64QAM	1	1	20.62	21.02	20.65	21.5	2.5
20	256QAM	1	1	18.83	19.16	18.76	19.5	4.5
Channel				166300	167300	168300	Tune-up limit (dBm)	MPR (dB)
Frequency (MHz)				831.5	836.5	841.5		
15	PI/2 BPSK	1	1	23.56	23.51	23.43	24.0	0.0
Channel				165800	167300	168800	Tune-up limit (dBm)	MPR (dB)
Frequency (MHz)				829	836.5	844		
10	PI/2 BPSK	1	1	23.56	23.59	23.43	24.0	0.0
Channel				165300	167300	169300	Tune-up limit (dBm)	MPR (dB)
Frequency (MHz)				826.5	836.5	846.5		
5	PI/2 BPSK	1	1	23.55	23.60	23.36	24.0	0.0
CP-OFDM								
BW [MHz]	Modulation	RB Size	RB Offset	Power Low Ch. / Freq.	Power Middle Ch. / Freq.	Power High Ch. / Freq.	Tune-up limit (dBm)	MPR (dB)
Channel				166800	167300	167800		
Frequency (MHz)				834	836.5	839		
20	QPSK	1	1	21.29	21.33	21.14	22.5	1.5



<n7 MIMO 2>

DFT-OFDM								
BW [MHz]	Modulation	RB Size	RB Offset	Power Low Ch. / Freq.	Power Middle Ch. / Freq.	Power High Ch. / Freq.	Tune-up limit (dBm)	MPR (dB)
Channel				502000	507000	512000	24.0	0.0
Frequency (MHz)				2510	2535	2560		
20	PI/2 BPSK	1	1	23.49	23.35	23.24		
20	PI/2 BPSK	1	53	23.34	23.21	23.10	24.0	0.0
20	PI/2 BPSK	1	104	23.27	23.17	23.10		
20	PI/2 BPSK	50	0	23.34	23.21	23.09		
20	PI/2 BPSK	50	28	22.85	22.88	22.70	24.0	0.0
20	PI/2 BPSK	50	56	22.79	22.87	22.68		
20	PI/2 BPSK	100	0	22.86	22.78	22.77		
20	QPSK	1	1	23.30	23.19	22.98	24.0	0.0
20	QPSK	1	53	23.24	23.13	23.01		
20	QPSK	1	104	23.13	23.04	22.89		
20	QPSK	50	0	22.45	22.41	22.21	24.0	0.0
20	QPSK	50	28	23.31	23.16	23.10		
20	QPSK	50	56	22.39	22.26	22.21		
20	QPSK	100	0	22.52	22.34	22.26	23.0	1.0
20	16QAM	1	1	22.49	22.44	22.30	23.0	1.0
20	64QAM	1	1	21.28	21.24	21.11	21.5	2.5
20	256QAM	1	1	18.98	18.87	18.76	19.5	4.5
Channel				501500	507000	512500	Tune-up limit (dBm)	MPR (dB)
Frequency (MHz)				2507.5	2535	2562.5		
15	PI/2 BPSK	1	1	23.40	23.31	23.24	24.0	0.0
Channel				501000	507000	513000	Tune-up limit (dBm)	MPR (dB)
Frequency (MHz)				2505	2535	2565		
10	PI/2 BPSK	1	1	23.41	23.33	23.19	24.0	0.0
Channel				500500	507000	513500	Tune-up limit (dBm)	MPR (dB)
Frequency (MHz)				2502.5	2535	2567.5		
5	PI/2 BPSK	1	1	23.47	23.26	23.14	24.0	0.0
CP-OFDM								
BW [MHz]	Modulation	RB Size	RB Offset	Power Low Ch. / Freq.	Power Middle Ch. / Freq.	Power High Ch. / Freq.	Tune-up limit (dBm)	MPR (dB)
Channel				502000	507000	512000	22.5	1.5
Frequency (MHz)				2510	2535	2560		
20	QPSK	1	1	21.19	21.13	21.13		



<n12>

DFT-OFDM								
BW [MHz]	Modulation	RB Size	RB Offset	Power Low Ch. / Freq.	Power Middle Ch. / Freq.	Power High Ch. / Freq.	Tune-up limit (dBm)	MPR (dB)
Channel				141300	141500	141700		
Frequency (MHz)				706.5	707.5	708.5		
15	PI/2 BPSK	1	1	23.77	23.75	23.70		
15	PI/2 BPSK	1	40	23.32	23.31	23.29	24.0	0.0
15	PI/2 BPSK	1	77	23.21	23.15	23.05		
15	PI/2 BPSK	36	0	23.32	23.39	23.44		
15	PI/2 BPSK	36	22	23.31	23.36	23.42	24.0	0.0
15	PI/2 BPSK	36	43	22.87	22.79	22.92		
15	PI/2 BPSK	75	0	22.89	22.97	22.86		
15	QPSK	1	1	23.58	23.46	23.48	24.0	0.0
15	QPSK	1	40	23.45	23.41	23.20		
15	QPSK	1	77	23.21	23.20	23.16		
15	QPSK	36	0	23.00	22.80	22.71	24.0	0.0
15	QPSK	36	22	23.42	23.24	23.32		
15	QPSK	36	43	22.88	22.87	22.77		
15	QPSK	75	0	22.50	22.44	22.41	23.0	1.0
15	16QAM	1	1	22.75	22.70	22.56	23.0	1.0
15	64QAM	1	1	21.34	21.33	21.35	21.5	2.5
15	256QAM	1	1	19.11	19.10	18.95	19.5	4.5
Channel				140800	141500	142200	Tune-up limit (dBm)	MPR (dB)
Frequency (MHz)				704	707.5	711		
10	PI/2 BPSK	1	1	23.73	23.72	23.66	24.0	0.0
Channel				140300	141500	142700	Tune-up limit (dBm)	MPR (dB)
Frequency (MHz)				701.5	707.5	713.5		
5	PI/2 BPSK	1	1	23.73	23.65	23.70	24.0	0.0
CP-OFDM								
BW [MHz]	Modulation	RB Size	RB Offset	Power Low Ch. / Freq.	Power Middle Ch. / Freq.	Power High Ch. / Freq.	Tune-up limit (dBm)	MPR (dB)
Channel				141300	141500	141700		
Frequency (MHz)				706.5	707.5	708.5		
15	QPSK	1	1	21.22	21.24	21.16		

<n41_MIMO_2>

DFT-OFDM								
BW [MHz]	Modulation	RB Size	RB Offset	Power Low Ch. / Freq.	Power Middle Ch. / Freq.	Power High Ch. / Freq.	Tune-up limit (dBm)	MPR (dB)
Channel				509202	518598	528000		
Frequency (MHz)				2546.01	2592.99	2640		
100	PI/2 BPSK	1	1	23.48	23.37	23.35	24.0	0.0
100	PI/2 BPSK	1	137	22.97	23.04	23.02		
100	PI/2 BPSK	1	271	22.86	22.96	22.80		
100	PI/2 BPSK	135	0	23.32	23.22	23.29	24.0	0.0
100	PI/2 BPSK	135	69	23.13	23.17	23.29		
100	PI/2 BPSK	135	138	23.12	23.21	23.15		
100	PI/2 BPSK	270	0	23.01	23.02	23.09	23.5	0.5
100	QPSK	1	1	23.25	23.27	23.07	24.0	0.0
100	QPSK	1	137	23.01	23.10	23.03		
100	QPSK	1	271	22.82	22.92	22.94		
100	QPSK	135	0	22.97	23.26	23.18	24.0	0.0
100	QPSK	135	69	22.95	23.22	23.10		
100	QPSK	135	138	23.13	23.29	23.16		
100	QPSK	270	0	22.56	22.63	22.66	23.0	1.0
100	16QAM	1	1	22.08	22.19	22.26	23.0	1.0
100	64QAM	1	1	21.02	21.05	21.05	21.5	2.5
100	256QAM	1	1	19.15	19.23	19.22	19.5	4.5
Channel				508200	518598	528996	Tune-up limit (dBm)	MPR (dB)
Frequency (MHz)				2541	2592.99	2644.98		
90	PI/2 BPSK	1	1	23.41	23.32	23.35	24.0	0.0
Channel				507204	518598	529998	Tune-up limit (dBm)	MPR (dB)
Frequency (MHz)				2536.02	2592.99	2649.99		
80	PI/2 BPSK	1	1	23.40	23.37	23.34	24.0	0.0
Channel				505200	518598	531996	Tune-up limit (dBm)	MPR (dB)
Frequency (MHz)				2526	2592.99	2659.98		
60	PI/2 BPSK	1	1	23.37	23.31	23.30	24.0	0.0
Channel				504204	518598	532998	Tune-up limit (dBm)	MPR (dB)
Frequency (MHz)				2521.02	2592.99	2664.99		
50	PI/2 BPSK	1	1	23.44	23.35	23.34	24.0	0.0
Channel				503202	518598	534000	Tune-up limit (dBm)	MPR (dB)
Frequency (MHz)				2516.01	2592.99	2670		
40	PI/2 BPSK	1	1	23.43	23.34	23.30	24.0	0.0
Channel				501204	518598	535998	Tune-up limit (dBm)	MPR (dB)
Frequency (MHz)				2506.02	2592.99	2679.99		
20	PI/2 BPSK	1	1	23.47	23.28	23.26	24.0	0.0
CP-OFDM								
BW [MHz]	Modulation	RB Size	RB Offset	Power Low Ch. / Freq.	Power Middle Ch. / Freq.	Power High Ch. / Freq.	Tune-up limit (dBm)	MPR (dB)
Channel				509202	518598	528000		
Frequency (MHz)				2546.01	2592.99	2640		
100	QPSK	1	1	21.12	21.21	21.17	22.5	1.5



<n66>

DFT-OFDM								
BW [MHz]	Modulation	RB Size	RB Offset	Power Low Ch. / Freq.	Power Middle Ch. / Freq.	Power High Ch. / Freq.	Tune-up limit (dBm)	MPR (dB)
Channel				344000	349000	354000		
Frequency (MHz)				1720	1745	1770		
20	PI/2 BPSK	1	1	23.78	23.54	23.66		
20	PI/2 BPSK	1	53	23.62	22.95	23.53	24.0	0.0
20	PI/2 BPSK	1	104	23.56	23.12	23.30		
20	PI/2 BPSK	50	0	23.61	23.26	23.40		
20	PI/2 BPSK	50	28	23.40	23.09	23.46	24.0	0.0
20	PI/2 BPSK	50	56	23.21	23.27	23.02		
20	PI/2 BPSK	100	0	23.23	22.78	23.35		
20	QPSK	1	1	23.31	23.32	23.39	24.0	0.0
20	QPSK	1	53	23.28	23.47	23.30		
20	QPSK	1	104	23.38	23.34	23.55		
20	QPSK	50	0	23.37	23.27	23.09	24.0	0.0
20	QPSK	50	28	23.42	22.98	23.37		
20	QPSK	50	56	23.34	23.28	23.08		
20	QPSK	100	0	22.81	22.22	22.64	23.0	1.0
20	16QAM	1	1	22.92	22.41	22.91	23.0	1.0
20	64QAM	1	1	21.36	21.01	21.30	21.5	2.5
20	256QAM	1	1	19.31	18.74	19.43	19.5	4.5
Channel				343500	349000	354500	Tune-up limit (dBm)	MPR (dB)
Frequency (MHz)				1717.5	1745	1772.5		
15	PI/2 BPSK	1	1	23.70	23.49	23.59	24.0	0.0
Channel				343000	349000	355000	Tune-up limit (dBm)	MPR (dB)
Frequency (MHz)				1715	1745	1775		
10	PI/2 BPSK	1	1	23.67	23.47	23.58	24.0	0.0
Channel				342500	349000	355500	Tune-up limit (dBm)	MPR (dB)
Frequency (MHz)				1712.5	1745	1777.5		
5	PI/2 BPSK	1	1	23.68	23.51	23.66	24.0	0.0
CP-OFDM								
BW [MHz]	Modulation	RB Size	RB Offset	Power Low Ch. / Freq.	Power Middle Ch. / Freq.	Power High Ch. / Freq.	Tune-up limit (dBm)	MPR (dB)
Channel				344000	349000	354000		
Frequency (MHz)				1720	1745	1770		
20	QPSK	1	1	21.23	21.18	21.14		



<n66 MIMO 2>

DFT-OFDM								
BW [MHz]	Modulation	RB Size	RB Offset	Power Low Ch. / Freq.	Power Middle Ch. / Freq.	Power High Ch. / Freq.	Tune-up limit (dBm)	MPR (dB)
Channel				344000	349000	354000	24.0	0.0
Frequency (MHz)				1720	1745	1770		
20	PI/2 BPSK	1	1	23.95	23.57	23.53		
20	PI/2 BPSK	1	53	23.82	23.33	23.22	24.0	0.0
20	PI/2 BPSK	1	104	23.75	23.28	23.32		
20	PI/2 BPSK	50	0	23.76	23.35	23.24		
20	PI/2 BPSK	50	28	23.27	23.04	22.95	24.0	0.0
20	PI/2 BPSK	50	56	23.24	22.92	22.87		
20	PI/2 BPSK	100	0	23.19	22.78	22.75		
20	QPSK	1	1	23.72	23.43	23.27	24.0	0.0
20	QPSK	1	53	23.60	23.28	23.09		
20	QPSK	1	104	23.55	23.21	23.14		
20	QPSK	50	0	22.91	22.40	22.42	24.0	0.0
20	QPSK	50	28	23.67	23.22	23.20		
20	QPSK	50	56	22.67	22.29	22.22		
20	QPSK	100	0	22.69	22.26	22.23	23.0	1.0
20	16QAM	1	1	22.63	22.29	22.32	23.0	1.0
20	64QAM	1	1	21.27	20.97	20.82	21.5	2.5
20	256QAM	1	1	19.29	18.85	18.90	19.5	4.5
Channel				343500	349000	354500	Tune-up limit (dBm)	MPR (dB)
Frequency (MHz)				1717.5	1745	1772.5		
15	PI/2 BPSK	1	1	23.88	23.48	23.45	24.0	0.0
Channel				343000	349000	355000	Tune-up limit (dBm)	MPR (dB)
Frequency (MHz)				1715	1745	1775		
10	PI/2 BPSK	1	1	23.92	23.53	23.48	24.0	0.0
Channel				342500	349000	355500	Tune-up limit (dBm)	MPR (dB)
Frequency (MHz)				1712.5	1745	1777.5		
5	PI/2 BPSK	1	1	23.86	23.55	23.51	24.0	0.0
CP-OFDM								
BW [MHz]	Modulation	RB Size	RB Offset	Power Low Ch. / Freq.	Power Middle Ch. / Freq.	Power High Ch. / Freq.	Tune-up limit (dBm)	MPR (dB)
Channel				344000	349000	354000	22.5	1.5
Frequency (MHz)				1720	1745	1770		
20	QPSK	1	1	21.03	21.07	21.09		



<n71>

DFT-OFDM								
BW [MHz]	Modulation	RB Size	RB Offset	Power Low Ch. / Freq.	Power Middle Ch. / Freq.	Power High Ch. / Freq.	Tune-up limit (dBm)	MPR (dB)
Channel				134600	136100	137600		
Frequency (MHz)				673	680.5	688		
20	PI/2 BPSK	1	1	23.82	23.70	23.71	24.0	0.0
20	PI/2 BPSK	1	53	23.69	23.67	23.60		
20	PI/2 BPSK	1	104	23.70	23.49	23.46		
20	PI/2 BPSK	50	0	23.61	23.63	23.69	24.0	0.0
20	PI/2 BPSK	50	28	23.68	23.61	23.62		
20	PI/2 BPSK	50	56	23.04	22.93	23.01		
20	PI/2 BPSK	100	0	23.33	23.12	23.11	23.5	0.5
20	QPSK	1	1	23.51	23.49	23.42	24.0	0.0
20	QPSK	1	53	23.56	23.52	23.44		
20	QPSK	1	104	23.52	23.40	23.35		
20	QPSK	50	0	22.97	22.84	22.93	24.0	0.0
20	QPSK	50	28	23.61	23.52	23.51		
20	QPSK	50	56	22.92	22.70	22.73		
20	QPSK	100	0	22.87	22.70	22.65	23.0	1.0
20	16QAM	1	1	22.74	22.71	22.71	23.0	1.0
20	64QAM	1	1	21.23	21.29	21.13	21.5	2.5
20	256QAM	1	1	19.25	19.35	19.15	19.5	4.5
Channel				134100	136100	138100	Tune-up limit (dBm)	MPR (dB)
Frequency (MHz)				670.5	680.5	690.5		
15	PI/2 BPSK	1	1	23.75	23.63	23.68	24.0	0.0
Channel				133600	136100	138600	Tune-up limit (dBm)	MPR (dB)
Frequency (MHz)				668	680.5	693		
10	PI/2 BPSK	1	1	23.80	23.67	23.69	24.0	0.0
Channel				133100	136100	139100	Tune-up limit (dBm)	MPR (dB)
Frequency (MHz)				665.5	680.5	695.5		
5	PI/2 BPSK	1	1	23.71	23.63	23.69	24.0	0.0
CP-OFDM								
BW [MHz]	Modulation	RB Size	RB Offset	Power Low Ch. / Freq.	Power Middle Ch. / Freq.	Power High Ch. / Freq.	Tune-up limit (dBm)	MPR (dB)
Channel				134600	136100	137600		
Frequency (MHz)				673	680.5	688		
20	QPSK	1	1	21.26	21.24	21.21	22.5	1.5



<Down Power>

<n2>

DFT-OFDM								
BW [MHz]	Modulation	RB Size	RB Offset	Power Low Ch. / Freq.	Power Middle Ch. / Freq.	Power High Ch. / Freq.	Tune-up limit (dBm)	MPR (dB)
Channel				372000	376000	380000		
Frequency (MHz)				1860	1880	1900		
20	PI/2 BPSK	1	1	10.54	10.61	10.57	11.5	0.0
20	PI/2 BPSK	1	53	10.45	10.52	10.53		
20	PI/2 BPSK	1	104	10.42	10.47	10.48		
20	PI/2 BPSK	50	0	10.35	10.45	10.37	11.5	0.0
20	PI/2 BPSK	50	28	10.43	10.37	10.37		
20	PI/2 BPSK	50	56	10.42	10.34	10.34		
20	PI/2 BPSK	100	0	10.00	10.02	10.00	11.5	0.0
20	QPSK	1	1	10.15	10.21	10.23	11.5	0.0
20	QPSK	1	53	10.16	10.16	10.25		
20	QPSK	1	104	10.23	10.20	10.17		
20	QPSK	50	0	10.22	10.25	10.28	11.5	0.0
20	QPSK	50	28	10.10	10.17	10.16		
20	QPSK	50	56	10.21	10.17	10.10		
20	QPSK	100	0	10.30	10.17	10.11	11.5	0.0
20	16QAM	1	1	10.24	10.28	10.26	11.5	0.0
20	64QAM	1	1	10.23	10.23	10.24	11.5	0.0
20	256QAM	1	1	10.22	10.19	10.23	11.5	0.0
Channel				371500	376000	380500	Tune-up limit (dBm)	MPR (dB)
Frequency (MHz)				1857.5	1880	1902.5		
15	PI/2 BPSK	1	1	10.26	10.25	10.21	11.5	0.0
Channel				371000	376000	381000	Tune-up limit (dBm)	MPR (dB)
Frequency (MHz)				1855	1880	1905		
10	PI/2 BPSK	1	1	10.30	10.26	10.13	11.5	0.0
Channel				370500	376000	381500	Tune-up limit (dBm)	MPR (dB)
Frequency (MHz)				1852.5	1880	1907.5		
5	PI/2 BPSK	1	1	10.13	10.25	10.16	11.5	0.0
CP-OFDM								
BW [MHz]	Modulation	RB Size	RB Offset	Power Low Ch. / Freq.	Power Middle Ch. / Freq.	Power High Ch. / Freq.	Tune-up limit (dBm)	MPR (dB)
Channel				372000	376000	380000		
Frequency (MHz)				1860	1880	1900		
20	QPSK	1	1	10.03	10.07	10.09	11.5	0.0

<n2 MIMO 2>

DFT-OFDM								
BW [MHz]	Modulation	RB Size	RB Offset	Power Low Ch. / Freq.	Power Middle Ch. / Freq.	Power High Ch. / Freq.	Tune-up limit (dBm)	MPR (dB)
Channel				372000	376000	380000	11.5	0.0
Frequency (MHz)				1860	1880	1900		
20	PI/2 BPSK	1	1	10.68	10.60	10.62		
20	PI/2 BPSK	1	53	10.37	10.33	10.30	11.5	0.0
20	PI/2 BPSK	1	104	10.33	10.31	10.29		
20	PI/2 BPSK	50	0	10.46	10.42	10.12		
20	PI/2 BPSK	50	28	10.32	10.35	10.31	11.5	0.0
20	PI/2 BPSK	50	56	10.30	10.31	10.32		
20	PI/2 BPSK	100	0	10.43	10.39	10.35		
20	QPSK	1	1	10.38	10.38	10.32	11.5	0.0
20	QPSK	1	53	10.28	10.31	10.33		
20	QPSK	1	104	10.37	10.28	10.33		
20	QPSK	50	0	10.33	10.30	10.38	11.5	0.0
20	QPSK	50	28	10.30	10.29	10.37		
20	QPSK	50	56	10.38	10.28	10.33		
20	QPSK	100	0	10.37	10.37	10.37	11.5	0.0
20	16QAM	1	1	10.28	10.31	10.31	11.5	0.0
20	64QAM	1	1	10.36	10.37	10.38	11.5	0.0
20	256QAM	1	1	10.33	10.38	10.29	11.5	0.0
Channel				371500	376000	380500	Tune-up limit (dBm)	MPR (dB)
Frequency (MHz)				1857.5	1880	1902.5		
15	PI/2 BPSK	1	1	10.28	10.36	10.37	11.5	0.0
Channel				371000	376000	381000	Tune-up limit (dBm)	MPR (dB)
Frequency (MHz)				1855	1880	1905		
10	PI/2 BPSK	1	1	10.32	10.37	10.29	11.5	0.0
Channel				370500	376000	381500	Tune-up limit (dBm)	MPR (dB)
Frequency (MHz)				1852.5	1880	1907.5		
5	PI/2 BPSK	1	1	10.36	10.36	10.29	11.5	0.0
CP-OFDM								
BW [MHz]	Modulation	RB Size	RB Offset	Power Low Ch. / Freq.	Power Middle Ch. / Freq.	Power High Ch. / Freq.	Tune-up limit (dBm)	MPR (dB)
Channel				372000	376000	380000	11.5	0.0
Frequency (MHz)				1860	1880	1900		
20	QPSK	1	1	10.11	10.06	10.07		



<n5>

DFT-OFDM								
BW [MHz]	Modulation	RB Size	RB Offset	Power Low Ch. / Freq.	Power Middle Ch. / Freq.	Power High Ch. / Freq.	Tune-up limit (dBm)	MPR (dB)
Channel				166800	167300	167800	12.5	0.0
Frequency (MHz)				834	836.5	839		
20	PI/2 BPSK	1	1	11.66	11.62	11.65		
20	PI/2 BPSK	1	53	11.53	11.45	11.59	12.5	0.0
20	PI/2 BPSK	1	104	11.61	11.44	11.60		
20	PI/2 BPSK	50	0	11.61	11.58	11.47		
20	PI/2 BPSK	50	28	11.49	11.46	11.55	12.5	0.0
20	PI/2 BPSK	50	56	11.48	11.57	11.62		
20	PI/2 BPSK	100	0	11.54	11.36	11.54		
20	QPSK	1	1	11.39	11.35	11.42	12.5	0.0
20	QPSK	1	53	11.39	11.42	11.42		
20	QPSK	1	104	11.50	11.32	11.48		
20	QPSK	50	0	11.57	11.31	11.40	12.5	0.0
20	QPSK	50	28	11.46	11.26	11.40		
20	QPSK	50	56	11.57	11.26	11.42		
20	QPSK	100	0	11.57	11.29	11.56	12.5	0.0
20	16QAM	1	1	11.41	11.40	11.54	12.5	0.0
20	64QAM	1	1	11.44	11.39	11.51	12.5	0.0
20	256QAM	1	1	11.54	11.16	11.55	12.5	0.0
Channel				166300	167300	168300	12.5	0.0
Frequency (MHz)				831.5	836.5	841.5		
15	PI/2 BPSK	1	1	11.57	11.43	11.60		
15	QPSK	1	1	11.45	11.34	11.73	12.5	0.0
15	16QAM	1	1	11.57	11.45	11.54	12.5	0.0
15	64QAM	1	1	11.38	11.44	11.74	12.5	0.0
15	256QAM	1	1	11.46	11.48	11.58	12.5	0.0
Channel				165800	167300	168800	12.5	0.0
Frequency (MHz)				829	836.5	844		
10	PI/2 BPSK	1	1	11.50	11.43	11.71		
10	QPSK	1	1	11.46	11.39	11.55	12.5	0.0
10	16QAM	1	1	11.48	11.40	11.61	12.5	0.0
10	64QAM	1	1	11.52	11.34	11.62	12.5	0.0
10	256QAM	1	1	11.46	11.37	11.68	12.5	0.0
Channel				165300	167300	169300	12.5	0.0
Frequency (MHz)				826.5	836.5	846.5		
5	PI/2 BPSK	1	1	11.38	11.38	11.71		
5	QPSK	1	1	11.48	11.37	11.63	12.5	0.0
5	16QAM	1	1	11.46	11.42	11.73	12.5	0.0
5	64QAM	1	1	11.54	11.46	11.61	12.5	0.0
5	256QAM	1	1	11.54	11.40	11.58	12.5	0.0



<n7 MIMO 2>

DFT-OFDM								
BW [MHz]	Modulation	RB Size	RB Offset	Power Low Ch. / Freq.	Power Middle Ch. / Freq.	Power High Ch. / Freq.	Tune-up limit (dBm)	MPR (dB)
Channel				502000	507000	512000	7.0	0.0
Frequency (MHz)				2510	2535	2560		
20	PI/2 BPSK	1	1	6.99	6.98	6.92		
20	PI/2 BPSK	1	53	6.89	6.85	6.88	7.0	0.0
20	PI/2 BPSK	1	104	6.95	6.87	6.78		
20	PI/2 BPSK	50	0	6.78	6.69	6.72		
20	PI/2 BPSK	50	28	6.75	6.68	6.64	7.0	0.0
20	PI/2 BPSK	50	56	6.55	6.64	6.77		
20	PI/2 BPSK	100	0	6.30	6.32	6.02		
20	QPSK	1	1	6.38	6.33	6.32	7.0	0.0
20	QPSK	1	53	6.38	6.40	6.31		
20	QPSK	1	104	6.35	6.36	6.37		
20	QPSK	50	0	6.36	6.37	6.39	7.0	0.0
20	QPSK	50	28	6.33	6.38	6.34		
20	QPSK	50	56	6.32	6.34	6.36		
20	QPSK	100	0	6.34	6.36	6.35	7.0	0.0
20	16QAM	1	1	6.40	6.36	6.37	7.0	0.0
20	64QAM	1	1	6.34	6.34	6.30	7.0	0.0
20	256QAM	1	1	6.38	6.35	6.30	7.0	0.0
Channel				501500	507000	512500	Tune-up limit (dBm)	MPR (dB)
Frequency (MHz)				2507.5	2535	2562.5		
15	PI/2 BPSK	1	1	6.35	6.37	6.38	7.0	0.0
Channel				501000	507000	513000	Tune-up limit (dBm)	MPR (dB)
Frequency (MHz)				2505	2535	2565		
10	PI/2 BPSK	1	1	6.40	6.34	6.37	7.0	0.0
Channel				500500	507000	513500	Tune-up limit (dBm)	MPR (dB)
Frequency (MHz)				2502.5	2535	2567.5		
5	PI/2 BPSK	1	1	6.40	6.37	6.36	7.0	0.0
CP-OFDM								
BW [MHz]	Modulation	RB Size	RB Offset	Power Low Ch. / Freq.	Power Middle Ch. / Freq.	Power High Ch. / Freq.	Tune-up limit (dBm)	MPR (dB)
Channel				502000	507000	512000	7.0	0.0
Frequency (MHz)				2510	2535	2560		
20	QPSK	1	1	6.11	6.06	6.07		



<n12>

DFT-OFDM								
BW [MHz]	Modulation	RB Size	RB Offset	Power Low Ch. / Freq.	Power Middle Ch. / Freq.	Power High Ch. / Freq.	Tune-up limit (dBm)	MPR (dB)
Channel				141300	141500	141700	11.0	0.0
Frequency (MHz)				706.5	707.5	708.5		
15	PI/2 BPSK	1	1	10.30	10.45	10.34		
15	PI/2 BPSK	1	40	10.34	10.35	10.28	11.0	0.0
15	PI/2 BPSK	1	77	10.28	10.32	10.31		
15	PI/2 BPSK	36	0	10.33	10.44	10.39		
15	PI/2 BPSK	36	22	10.26	10.18	10.15	11.0	0.0
15	PI/2 BPSK	36	43	10.15	10.22	10.26		
15	PI/2 BPSK	75	0	10.34	9.51	9.38		
15	QPSK	1	1	10.31	10.27	10.15	11.0	0.0
15	QPSK	1	40	10.27	10.28	10.20		
15	QPSK	1	77	10.14	10.30	10.22		
15	QPSK	36	0	10.28	10.31	10.32	11.0	0.0
15	QPSK	36	22	10.33	10.29	10.17		
15	QPSK	36	43	10.18	10.18	10.31		
15	QPSK	75	0	10.21	10.32	10.16	11.0	0.0
15	16QAM	1	1	10.29	10.20	10.23	11.0	0.0
15	64QAM	1	1	10.18	10.29	10.14	11.0	0.0
15	256QAM	1	1	10.17	10.28	10.24	11.0	0.0
Channel				140800	141500	142200	Tune-up limit (dBm)	MPR (dB)
Frequency (MHz)				704	707.5	711		
10	PI/2 BPSK	1	1	10.28	10.22	10.17	11.0	0.0
Channel				140300	141500	142700	Tune-up limit (dBm)	MPR (dB)
Frequency (MHz)				701.5	707.5	713.5		
5	PI/2 BPSK	1	1	10.17	10.27	10.32	11.0	0.0
CP-OFDM								
BW [MHz]	Modulation	RB Size	RB Offset	Power Low Ch. / Freq.	Power Middle Ch. / Freq.	Power High Ch. / Freq.	Tune-up limit (dBm)	MPR (dB)
Channel				141300	141500	141700	11.0	0.0
Frequency (MHz)				706.5	707.5	708.5		
15	QPSK	1	1	10.12	10.16	10.13		



<41 MIMO 2>

DFT-OFDM								
BW [MHz]	Modulation	RB Size	RB Offset	Power Low Ch. / Freq.	Power Middle Ch. / Freq.	Power High Ch. / Freq.	Tune-up limit (dBm)	MPR (dB)
Channel				509202	518598	528000		0.0
Frequency (MHz)				2546.01	2592.99	2640		
100	PI/2 BPSK	1	1	5.98	5.92	5.93		
100	PI/2 BPSK	1	137	5.52	5.66	5.55	6.5	0.0
100	PI/2 BPSK	1	271	5.58	5.64	5.54		
100	PI/2 BPSK	135	0	5.94	5.68	5.50		
100	PI/2 BPSK	135	69	5.53	5.53	5.52	6.5	0.0
100	PI/2 BPSK	135	138	5.52	5.65	5.66		
100	PI/2 BPSK	270	0	5.69	5.67	5.26		
100	QPSK	1	1	5.54	5.50	5.61	6.5	0.0
100	QPSK	1	137	5.65	5.53	5.54		
100	QPSK	1	271	5.65	5.61	5.55		
100	QPSK	135	0	5.67	5.66	5.57	6.5	0.0
100	QPSK	135	69	5.55	5.70	5.63		
100	QPSK	135	138	5.67	5.64	5.53		
100	QPSK	270	0	5.70	5.60	5.60	6.5	0.0
100	16QAM	1	1	5.59	5.66	5.65	6.5	0.0
100	64QAM	1	1	5.64	5.63	5.69	6.5	0.0
100	256QAM	1	1	5.68	5.50	5.56	6.5	0.0
Channel				508200	518598	528996	Tune-up limit (dBm)	MPR (dB)
Frequency (MHz)				2541	2592.99	2644.98		
90	PI/2 BPSK	1	1	5.54	5.51	5.70	6.5	0.0
Channel				507204	518598	529998	Tune-up limit (dBm)	MPR (dB)
Frequency (MHz)				2536.02	2592.99	2649.99		
80	PI/2 BPSK	1	1	5.55	5.65	5.51	6.5	0.0
Channel				505200	518598	531996	Tune-up limit (dBm)	MPR (dB)
Frequency (MHz)				2526	2592.99	2659.98		
60	PI/2 BPSK	1	1	5.62	5.63	5.50	6.5	0.0
Channel				504204	518598	532998	Tune-up limit (dBm)	MPR (dB)
Frequency (MHz)				2521.02	2592.99	2664.99		
50	PI/2 BPSK	1	1	5.54	5.50	5.64	6.5	0.0
Channel				503202	518598	534000	Tune-up limit (dBm)	MPR (dB)
Frequency (MHz)				2516.01	2592.99	2670		
40	PI/2 BPSK	1	1	5.51	5.69	5.61	6.5	0.0
Channel				501204	518598	535998	Tune-up limit (dBm)	MPR (dB)
Frequency (MHz)				2506.02	2592.99	2679.99		
20	PI/2 BPSK	1	1	5.61	5.56	5.60	6.5	0.0
CP-OFDM								
BW [MHz]	Modulation	RB Size	RB Offset	Power Low Ch. / Freq.	Power Middle Ch. / Freq.	Power High Ch. / Freq.	Tune-up limit (dBm)	MPR (dB)
Channel				509202	518598	528000		0.0
Frequency (MHz)				2546.01	2592.99	2640		
100	QPSK	1	1	5.11	5.06	5.07		



<n66>

DFT-OFDM								
BW [MHz]	Modulation	RB Size	RB Offset	Power Low Ch. / Freq.	Power Middle Ch. / Freq.	Power High Ch. / Freq.	Tune-up limit (dBm)	MPR (dB)
Channel				344000	349000	354000	12.5	0.0
Frequency (MHz)				1720	1745	1770		
20	PI/2 BPSK	1	1	12.13	12.12	12.01		
20	PI/2 BPSK	1	53	11.23	11.15	11.16	12.5	0.0
20	PI/2 BPSK	1	104	11.16	11.22	11.09		
20	PI/2 BPSK	50	0	12.06	11.76	11.85		
20	PI/2 BPSK	50	28	11.18	11.20	11.22	12.5	0.0
20	PI/2 BPSK	50	56	11.12	11.08	11.19		
20	PI/2 BPSK	100	0	11.53	11.25	11.08		
20	QPSK	1	1	11.09	11.25	11.12	12.5	0.0
20	QPSK	1	53	11.20	11.20	11.17		
20	QPSK	1	104	11.19	11.05	11.23		
20	QPSK	50	0	11.24	11.05	11.18	12.5	0.0
20	QPSK	50	28	11.15	11.09	11.19		
20	QPSK	50	56	11.25	11.22	11.11		
20	QPSK	100	0	11.09	11.22	11.14	12.5	0.0
20	16QAM	1	1	11.25	11.23	11.05	12.5	0.0
20	64QAM	1	1	11.23	11.18	11.08	12.5	0.0
20	256QAM	1	1	11.12	11.20	11.11	12.5	0.0
Channel				343500	349000	354500	Tune-up limit (dBm)	MPR (dB)
Frequency (MHz)				1717.5	1745	1772.5		
15	PI/2 BPSK	1	1	11.25	11.09	11.15	12.5	0.0
Channel				343000	349000	355000	Tune-up limit (dBm)	MPR (dB)
Frequency (MHz)				1715	1745	1775		
10	PI/2 BPSK	1	1	11.15	11.20	11.10	12.5	0.0
Channel				342500	349000	355500	Tune-up limit (dBm)	MPR (dB)
Frequency (MHz)				1712.5	1745	1777.5		
5	PI/2 BPSK	1	1	11.13	11.08	11.10	12.5	0.0
CP-OFDM								
BW [MHz]	Modulation	RB Size	RB Offset	Power Low Ch. / Freq.	Power Middle Ch. / Freq.	Power High Ch. / Freq.	Tune-up limit (dBm)	MPR (dB)
Channel				344000	349000	354000	12.5	0.0
Frequency (MHz)				1720	1745	1770		
20	QPSK	1	1	11.21	11.36	11.27		



<n66 MIMO 2>

DFT-OFDM								
BW [MHz]	Modulation	RB Size	RB Offset	Power Low Ch. / Freq.	Power Middle Ch. / Freq.	Power High Ch. / Freq.	Tune-up limit (dBm)	MPR (dB)
Channel				344000	349000	354000	12.0	0.0
Frequency (MHz)				1720	1745	1770		
20	PI/2 BPSK	1	1	11.67	11.46	11.23		
20	PI/2 BPSK	1	53	10.17	10.20	10.85	12.0	0.0
20	PI/2 BPSK	1	104	11.24	11.12	11.04		
20	PI/2 BPSK	50	0	11.41	10.74	10.23		
20	PI/2 BPSK	50	28	11.40	11.25	10.97	12.0	0.0
20	PI/2 BPSK	50	56	11.34	11.25	11.09		
20	PI/2 BPSK	100	0	11.44	11.17	10.60		
20	QPSK	1	1	11.32	10.74	10.21	12.0	0.0
20	QPSK	1	53	11.34	11.21	10.91		
20	QPSK	1	104	11.17	11.10	11.02		
20	QPSK	50	0	11.38	11.01	10.40	12.0	0.0
20	QPSK	50	28	11.30	10.71	10.12		
20	QPSK	50	56	11.14	11.18	10.80		
20	QPSK	100	0	11.12	10.99	10.88	12.0	0.0
20	16QAM	1	1	11.37	10.90	10.23	12.0	0.0
20	64QAM	1	1	11.00	10.87	10.68	12.0	0.0
20	256QAM	1	1	10.83	10.64	10.38	12.0	0.0
Channel				343500	349000	354500	Tune-up limit (dBm)	MPR (dB)
Frequency (MHz)				1717.5	1745	1772.5		
15	PI/2 BPSK	1	1	11.36	11.25	11.33	12.0	0.0
Channel				343000	349000	355000	Tune-up limit (dBm)	MPR (dB)
Frequency (MHz)				1715	1745	1775		
10	PI/2 BPSK	1	1	11.18	11.15	11.05	12.0	0.0
Channel				342500	349000	355500	Tune-up limit (dBm)	MPR (dB)
Frequency (MHz)				1712.5	1745	1777.5		
5	PI/2 BPSK	1	1	11.05	11.14	11.11	12.0	0.0
CP-OFDM								
BW [MHz]	Modulation	RB Size	RB Offset	Power Low Ch. / Freq.	Power Middle Ch. / Freq.	Power High Ch. / Freq.	Tune-up limit (dBm)	MPR (dB)
Channel				344000	349000	354000	12.0	0.0
Frequency (MHz)				1720	1745	1770		
20	QPSK	1	1	11.11	11.06	11.07		



<n71>

DFT-OFDM								
BW [MHz]	Modulation	RB Size	RB Offset	Power Low Ch. / Freq.	Power Middle Ch. / Freq.	Power High Ch. / Freq.	Tune-up limit (dBm)	MPR (dB)
Channel				134600	136100	137600	11.5	0.0
Frequency (MHz)				673	680.5	688		
20	PI/2 BPSK	1	1	10.49	10.65	10.55		
20	PI/2 BPSK	1	53	10.35	10.26	10.14	11.5	0.0
20	PI/2 BPSK	1	104	10.38	10.22	10.24		
20	PI/2 BPSK	50	0	10.30	10.47	10.38		
20	PI/2 BPSK	50	28	10.26	10.15	10.26	11.5	0.0
20	PI/2 BPSK	50	56	10.28	10.22	10.27		
20	PI/2 BPSK	100	0	10.05	10.07	10.12		
20	QPSK	1	1	10.20	10.04	10.05	11.5	0.0
20	QPSK	1	53	10.18	10.18	10.06		
20	QPSK	1	104	10.11	10.00	10.18		
20	QPSK	50	0	10.09	10.20	10.10	11.5	0.0
20	QPSK	50	28	10.14	10.08	10.03		
20	QPSK	50	56	10.15	10.10	10.01		
20	QPSK	100	0	10.12	10.15	10.17	11.5	0.0
20	16QAM	1	1	10.08	10.20	10.12	11.5	0.0
20	64QAM	1	1	10.18	10.10	10.04	11.5	0.0
20	256QAM	1	1	10.16	10.18	10.13	11.5	0.0
Channel				134100	136100	138100	Tune-up limit (dBm)	MPR (dB)
Frequency (MHz)				670.5	680.5	690.5		
15	PI/2 BPSK	1	1	10.09	10.08	10.09	11.5	0.0
Channel				133600	136100	138600	Tune-up limit (dBm)	MPR (dB)
Frequency (MHz)				668	680.5	693		
10	PI/2 BPSK	1	1	10.02	10.06	10.11	11.5	0.0
Channel				133100	136100	139100	Tune-up limit (dBm)	MPR (dB)
Frequency (MHz)				665.5	680.5	695.5		
5	PI/2 BPSK	1	1	10.01	10.07	10.18	11.5	0.0
CP-OFDM								
BW [MHz]	Modulation	RB Size	RB Offset	Power Low Ch. / Freq.	Power Middle Ch. / Freq.	Power High Ch. / Freq.	Tune-up limit (dBm)	MPR (dB)
Channel				134600	136100	137600	11.5	0.0
Frequency (MHz)				673	680.5	688		
20	QPSK	1	1	10.21	10.26	10.17		



<SAR test exclusion table>

General Note:

- The below table, when the distance is < 50 mm exclusion threshold is "Ratio", when the distance is > 50 mm exclusion threshold is "mW"
- Maximum power is the source-based time-average power and represents the maximum RF output power among production units
- Per KDB 447498 D01v06, for larger devices, the test separation distance of adjacent edge configuration is determined by the closest separation between the antenna and the user.
- Per KDB 447498 D01v06, standalone SAR test exclusion threshold is applied; If the test separation distance is < 5mm, 5mm is used to determine SAR exclusion threshold.
- Per KDB 447498 D01v06, the 1-g and 10-g SAR test exclusion thresholds for 100 MHz to 6 GHz at *test separation distances* ≤ 50 mm are determined by:

$$[(\text{max. power of channel, including tune-up tolerance, mW}) / (\text{min. test separation distance, mm})] \cdot [\sqrt{f(\text{GHz})}] \leq 3.0$$
 for 1-g SAR and ≤ 7.5 for 10-g extremity SAR
 - f(GHz) is the RF channel transmit frequency in GHz
 - Power and distance are rounded to the nearest mW and mm before calculation
 - The result is rounded to one decimal place for comparison
- Per KDB 447498 D01v06, at 100 MHz to 6 GHz and for *test separation distances* > 50 mm, the SAR test exclusion threshold is determined according to the following
 - [Threshold at 50 mm in step 1) + (test separation distance - 50 mm) · (f(MHz)/150)] mW, at 100 MHz to 1500 MHz
 - [Threshold at 50 mm in step 1) + (test separation distance - 50 mm) · 10] mW at > 1500 MHz and ≤ 6 GHz

<Main Antenna>

Exposure Position	Wireless Interface	WCDMA Band V	WCDMA Band IV	WCDMA Band II	LTE Band 71/n71	LTE Band 12/17/n12	LTE Band 14	LTE Band 13	LTE Band 5/n5	LTE Band 26	LTE Band 4/66/n66	LTE Band 2/25/n2	LTE Band 30	LTE Band 7	LTE Band 38/41
	Calculated Frequency	846MHz	1750MHz	1907MHz	695MHz	715MHz	795MHz	784MHz	848MHz	848MHz	1754MHz	1909MHz	2312MHz	2567MHz	2687MHz
Maximum power (dBm)	24.50	24.5	24.5	24.5	24.5	24.5	24.5	24.5	24.5	24	24	23	24	24	
Maximum rated power(mW)	282.0	282.0	282.0	282.0	282.0	282.0	282.0	282.0	282.0	282.0	251.0	251.0	200.0	251.0	251.0
Bottom Face	Separation distance(mm)	5.0													
	exclusion threshold	51.9	74.6	77.9	47.0	47.7	50.3	49.9	51.9	51.9	66.5	69.4	60.8	80.4	82.3
	Testing required?	Yes	Yes	Yes	Yes	Yes	Yes	Yes	Yes	Yes	Yes	Yes	Yes	Yes	Yes
Edge 1	Separation distance(mm)	5.0													
	exclusion threshold	51.9	74.6	77.9	47.0	47.7	50.3	49.9	51.9	51.9	66.5	69.4	60.8	80.4	82.3
	Testing required?	Yes	Yes	Yes	Yes	Yes	Yes	Yes	Yes	Yes	Yes	Yes	Yes	Yes	Yes
Edge 2	Separation distance(mm)	5.0													
	exclusion threshold	51.9	74.6	77.9	47.0	47.7	50.3	49.9	51.9	51.9	66.5	69.4	60.8	80.4	82.3
	Testing required?	Yes	Yes	Yes	Yes	Yes	Yes	Yes	Yes	Yes	Yes	Yes	Yes	Yes	Yes
Edge 3	Separation distance(mm)	202.0													
	exclusion threshold	1020.0	1633.0	1629.0	884.0	902.0	974.0	964.0	1022.0	1022.0	1633.0	1629.0	1619.0	1614.0	1612.0
	Testing required?	No	No	No	No	No	No	No	No	No	No	No	No	No	No
Edge 4	Separation distance(mm)	226.0													
	exclusion threshold	1156.0	1873.0	1869.0	995.0	1016.0	1101.0	1089.0	1158.0	1158.0	1873.0	1869.0	1859.0	1854.0	1852.0
	Testing required?	No	No	No	No	No	No	No	No	No	No	No	No	No	No
Bottom of Laptop	Separation distance(mm)	5.0													
	exclusion threshold	51.9	74.6	77.9	47.0	47.7	50.3	49.9	51.9	51.9	66.5	69.4	60.8	80.4	82.3
	Testing required?	Yes	Yes	Yes	Yes	Yes	Yes	Yes	Yes	Yes	Yes	Yes	Yes	Yes	Yes

<MIMO 2 Antenna>

Exposure Position	Wireless Interface	LTE Band 66	LTE Band 2	LTE Band 7	LTE Band 48	LTE Band n2	LTE Band n7	LTE Band n41	LTE Band n66
	Calculated Frequency	1779MHz	1909MHz	2567MHz	3697MHz	1909MHz	2567MHz	2687MHz	1779MHz
	Maximum power (dBm)	24	24	24	22	24	24	24	24
	Maximum rated power(mW)	251.0	251.0	251.0	158.0	251.0	251.0	251.0	251.0
Bottom Face	Separation distance(mm)	5.0							
	exclusion threshold	67.0	69.4	80.4	60.8	69.4	80.4	82.3	67.0
	Testing required?	Yes	Yes	Yes	Yes	Yes	Yes	Yes	Yes
Edge 1	Separation distance(mm)	25.5							
	exclusion threshold	13.1	13.6	15.8	11.9	13.6	15.8	16.1	13.1
	Testing required?	Yes	Yes	Yes	Yes	Yes	Yes	Yes	Yes
Edge 2	Separation distance(mm)	301.0							
	exclusion threshold	2622.0	2619.0	2604.0	2588.0	2619.0	2604.0	2602.0	2622.0
	Testing required?	No	No	No	No	No	No	No	No
Edge 3	Separation distance(mm)	158.0							
	exclusion threshold	1192.0	1189.0	1174.0	1158.0	959.0	1174.0	1172.0	1192.0
	Testing required?	No	No	No	No	No	No	No	No
Edge 4	Separation distance(mm)	5.0							
	exclusion threshold	67.0	69.4	80.4	60.8	2509.0	80.4	82.3	67.0
	Testing required?	Yes	Yes	Yes	Yes	Yes	Yes	Yes	Yes
Bottom of Laptop	Separation distance(mm)	5.0							
	exclusion threshold	67.0	69.4	80.4	60.8	69.4	80.4	82.3	67.0
	Testing required?	Yes	Yes	Yes	Yes	Yes	Yes	Yes	Yes

14. SAR Test Results

General Note:

1. Per KDB 447498 D01v06, the reported SAR is the measured SAR value adjusted for maximum tune-up tolerance.
 - a. Tune-up scaling Factor = tune-up limit power (mW) / EUT RF power (mW), where tune-up limit is the maximum rated power among all production units.
 - b. For WWAN: Reported SAR(W/kg)= Measured SAR(W/kg)*Tune-up Scaling Factor
 - c. For TDD LTE SAR measurement, the duty cycle 1:1.59 (62.9 %) was used perform testing and considering the theoretical duty cycle of 63.3% for extended cyclic prefix in the uplink, and the theoretical duty cycle of 62.9% for normal cyclic prefix in uplink, a scaling factor of extended cyclic prefix $63.3\%/62.9\% = 1.006$ is applied to scale-up the measured SAR result. The Reported TDD LTE SAR = measured SAR (W/kg)* Tune-up Scaling Factor* scaling factor for extended cyclic prefix.
2. Per KDB 447498 D01v06, for each exposure position, testing of other required channels within the operating mode of a frequency band is not required when the *reported* 1-g or 10-g SAR for the mid-band or highest output power channel is:
 - ≤ 0.8 W/kg or 2.0 W/kg, for 1-g or 10-g respectively, when the transmission band is ≤ 100 MHz
 - ≤ 0.6 W/kg or 1.5 W/kg, for 1-g or 10-g respectively, when the transmission band is between 100 MHz and 200 MHz
 - ≤ 0.4 W/kg or 1.0 W/kg, for 1-g or 10-g respectively, when the transmission band is ≥ 200 MHz
3. Per KDB 865664 D01v01r04, for each frequency band, repeated SAR measurement is required only when the measured SAR is ≥ 0.8 W/kg.
4. For the exposure positions that proximity sensor power reduction is applied for SAR compliance, additional SAR testing with EUT transmitting full power in sensor trigger distance was performed according to section 4. The test results just verification the sensor trigger distance to meet KDB 616217 requirement, when in normal usage will not operate at trigger distance, therefore, these results were not using performed Sim-Tx analysis

UMTS Note:

1. Per KDB 941225 D01v03r01, for SAR testing is measured using a 12.2 kbps RMC with TPC bits configured to all "1's".
2. Per KDB 941225 D01v03r01, RMC 12.2kbps setting is used to evaluate SAR. The maximum output power and tune-up tolerance specified for production units in HSDPA / HSUPA / DC-HSDPA is $\leq 1/4$ dB higher than RMC 12.2Kbps or when the highest reported SAR of the RMC12.2Kbps is scaled by the ratio of specified maximum output power and tune-up tolerance of HSDPA / HSUPA / DC-HSDPA to RMC12.2Kbps and the adjusted SAR is ≤ 1.2 W/kg, SAR measurement is not required for HSDPA / HSUPA / DC-HSDPA, and according to the following RF output power, the output power results of the secondary modes (HSUPA, HSDPA, DC-HSDPA) are less than $1/4$ dB higher than the primary modes; therefore, SAR measurement is not required for HSDPA / HSUPA / DC-HSDPA.

LTE Note:

1. Per KDB 941225 D05v02r05, start with the largest channel bandwidth and measure SAR for QPSK with 1 RB allocation, using the RB offset and required test channel combination with the highest maximum output power for RB offsets at the upper edge, middle and lower edge of each required test channel.
2. Per KDB 941225 D05v02r05, 50% RB allocation for QPSK SAR testing follows 1RB QPSK allocation procedure.
3. Per KDB 941225 D05v02r05, For QPSK with 100% RB allocation, SAR is not required when the highest maximum output power for 100 % RB allocation is less than the highest maximum output power in 50% and 1 RB allocations and the highest reported SAR for 1 RB and 50% RB allocation are ≤ 0.8 W/kg. Otherwise, SAR is measured for the highest output power channel; and if the reported SAR is > 1.45 W/kg, the remaining required test channels must also be tested.
4. Per KDB 941225 D05v02r05, 16QAM output power for each RB allocation configuration is $>$ not $1/2$ dB higher than the same configuration in QPSK and the reported SAR for the QPSK configuration is ≤ 1.45 W/kg; Per KDB 941225 D05v02r05, 16QAM SAR testing is not required.
5. Per KDB 941225 D05v02r05, Smaller bandwidth output power for each RB allocation configuration is $>$ not $1/2$ dB higher than the same configuration in the largest supported bandwidth, and the reported SAR for the largest supported bandwidth is ≤ 1.45 W/kg; Per KDB 941225 D05v02r05, smaller bandwidth SAR testing is not required.
6. For LTE B5/B12/B26 the maximum bandwidth does not support three non-overlapping channels, per KDB 941225 D05v02r05, when a device supports overlapping channel assignment in a channel bandwidth configuration, the middle channel of the group of overlapping channels should be selected for testing.
7. LTE band 4/17/38 SAR test was covered by Band 66/12/41; according to TCB workshop, SAR test for overlapping LTE bands can be reduced if
 - a. The maximum output power, including tolerance, for the smaller band is \leq the larger band to qualify for the SAR test exclusion.
 - b. The channel bandwidth and other operating parameters for the smaller band are fully supported by the larger band.

5G NR Note:

1. For 5G NR test procedure was following step similar FCC KDB 941225 D05:
 - a. SAR testing start with the largest channel bandwidth and measure SAR for PI/2 BPSK with 1 RB allocation, using the RB offset and required test channel combination with the highest maximum output power for RB offsets at the upper edge, middle and lower edge of each required test channel.
 - b. 50% RB allocation for PI/2 BPSK SAR testing follows 1RB PI/2 BPSK allocation procedure
 - c. PI/2 BPSK with 100% RB allocation, SAR is not required when the highest maximum output power for 100 % RB allocation is less than the highest maximum output power in 50% and 1 RB allocations and the highest reported SAR for 1 RB and 50% RB allocation are ≤ 0.8 W/kg. Otherwise, SAR is measured for the highest output power channel; and if the reported SAR is > 1.45 W/kg, the remaining required test channels must also be tested.
 - d. QPSK/16QAM/64QAM/256QAM output powers according to 3GPP MPR will not $\frac{1}{2}$ dB higher than the same configuration in PI/2 BPSK, also reported SAR for the PI/2 BPSK configuration is less than 1.45 W/kg, QPSK/16QAM/64QAM/256QAM SAR testing are not required.
 - e. Smaller bandwidth output power for each RB allocation configuration for this device will not $\frac{1}{2}$ dB higher than the same configuration in the largest supported bandwidth, and the reported SAR for the largest supported bandwidth is ≤ 1.45 W/kg, smaller bandwidth SAR testing is not required for this device
 - f. For 5G FR1 n5/n12/n41/n71 the maximum bandwidth does not support three non-overlapping channels, when a device supports overlapping channel assignment in a channel bandwidth configuration, the middle channel of the group of overlapping channels should be selected for testing.

14.1 Body SAR

<WCDMA SAR>

Plot No.	Band	Mode	Test Position	Gap (mm)	Power Reduction	Ch.	Freq. (MHz)	Average Power (dBm)	Tune-Up Limit (dBm)	Tune-up Scaling Factor	Power Drift (dB)	Measured 1g SAR (W/kg)	Reported 1g SAR (W/kg)
01	WCDMA II	RMC 12.2Kbps	Bottom Face	0mm	ON	9400	1880	12.44	14.00	1.432	0.05	0.729	1.044
	WCDMA II	RMC 12.2Kbps	Bottom Face	0mm	ON	9262	1852.4	12.40	14.00	1.445	0.01	0.540	0.781
	WCDMA II	RMC 12.2Kbps	Bottom Face	0mm	ON	9538	1907.6	12.31	14.00	1.476	-0.08	0.451	0.666
	WCDMA IV	RMC 12.2Kbps	Bottom Face	0mm	ON	1413	1732.6	13.04	14.50	1.400	-0.05	0.537	0.752
	WCDMA IV	RMC 12.2Kbps	Bottom Face	0mm	ON	1312	1712.4	13.88	14.50	1.153	-0.05	0.480	0.554
02	WCDMA IV	RMC 12.2Kbps	Bottom Face	0mm	ON	1513	1752.6	13.87	14.50	1.156	-0.02	0.808	0.934
	WCDMA V	RMC 12.2Kbps	Bottom Face	0mm	ON	4182	836.4	15.36	16.50	1.300	0.01	0.378	0.491
03	WCDMA V	RMC 12.2Kbps	Bottom Face	0mm	ON	4132	826.4	15.28	16.50	1.324	0.06	0.416	0.551
	WCDMA V	RMC 12.2Kbps	Bottom Face	0mm	ON	4233	846.6	15.21	16.50	1.346	-0.04	0.307	0.413



<FDD LTE SAR>

Plot No.	Band	BW (MHz)	Modulation	RB Size	RB offset	Test Position	Gap (mm)	Power Reduction	Ch.	Freq. (MHz)	Average Power (dBm)	Tune-Up Limit (dBm)	Tune-up Scaling Factor	Power Drift (dB)	Measured 1g SAR (W/kg)	Reported 1g SAR (W/kg)
	LTE Band 2 MIMO2	20M	QPSK	1	0	Edge 4	0mm	ON	19100	1900	11.65	12.00	1.084	-0.03	0.275	0.298
04	LTE Band 2 MIMO2	20M	QPSK	1	0	Edge 4	0mm	ON	18700	1860	11.44	12.00	1.138	-0.05	0.509	0.579
	LTE Band 2 MIMO2	20M	QPSK	1	0	Edge 4	0mm	ON	18900	1880	11.42	12.00	1.143	-0.05	0.308	0.352
05	LTE Band 5	10M	QPSK	1	0	Bottom Face	0mm	ON	20525	836.5	14.57	15.50	1.239	-0.02	0.558	0.691
06	LTE Band 7	20M	QPSK	1	0	Bottom Face	0mm	ON	21100	2535	11.25	12.00	1.189	-0.12	0.861	1.023
	LTE Band 7	20M	QPSK	1	0	Bottom Face	0mm	ON	20850	2510	11.18	12.00	1.208	-0.01	0.794	0.959
	LTE Band 7	20M	QPSK	1	0	Bottom Face	0mm	ON	21350	2560	11.21	12.00	1.199	-0.12	0.796	0.955
	LTE Band 7 MIMO2	20M	QPSK	1	0	Bottom Face	20mm	ON	21100	2535	23.58	24.00	1.102	-0.1	0.860	0.947
	LTE Band 7 MIMO2	20M	QPSK	1	0	Bottom Face	20mm	ON	20850	2510	23.52	24.00	1.117	-0.07	0.845	0.944
	LTE Band 7 MIMO2	20M	QPSK	1	0	Bottom Face	20mm	ON	21350	2560	23.48	24.00	1.127	-0.05	0.839	0.946
07	LTE Band 12	10M	QPSK	1	0	Edge 2	0mm	ON	23095	707.5	14.87	16.00	1.297	-0.06	0.392	0.508
08	LTE Band 13	10M	QPSK	1	0	Bottom Face	0mm	ON	23230	782	15.44	17.00	1.432	-0.03	0.401	0.574
09	LTE Band 14	10M	QPSK	1	0	Bottom Face	0mm	ON	23330	793	14.56	16.00	1.393	-0.04	0.365	0.509
	LTE Band 25	20M	QPSK	1	0	Bottom Face	0mm	ON	26340	1880	12.23	13.00	1.194	-0.05	0.730	0.872
	LTE Band 25	20M	QPSK	1	0	Bottom Face	0mm	ON	26140	1860	12.24	13.00	1.191	-0.02	0.714	0.851
10	LTE Band 25	20M	QPSK	1	0	Bottom Face	0mm	ON	26590	1905	12.18	13.00	1.208	-0.07	0.751	0.907
11	LTE Band 26	15M	QPSK	1	0	Bottom Face	0mm	ON	26865	831.5	14.80	15.50	1.175	-0.02	0.535	0.629
12	LTE Band 30	10M	QPSK	1	0	Bottom Face	0mm	ON	27710	2310	11.91	13.00	1.285	-0.15	0.547	0.703
13	LTE Band 66	20M	QPSK	1	0	Bottom Face	0mm	ON	132572	1770	12.60	14.00	1.380	-0.03	0.631	0.871
	LTE Band 66	20M	QPSK	1	0	Bottom Face	0mm	ON	132072	1720	12.73	14.00	1.340	-0.13	0.605	0.811
	LTE Band 66	20M	QPSK	1	0	Bottom Face	0mm	ON	132322	1745	12.72	14.00	1.343	-0.09	0.607	0.815
	LTE Band 66 MIMO2	20M	QPSK	1	0	Edge 4	0mm	ON	132572	1770	10.56	11.00	1.107	-0.05	0.556	0.615
	LTE Band 66 MIMO2	20M	QPSK	1	0	Edge 4	0mm	ON	132072	1720	10.63	11.00	1.089	-0.03	0.387	0.421
	LTE Band 66 MIMO2	20M	QPSK	1	0	Edge 4	0mm	ON	132322	1745	10.45	11.00	1.135	-0.02	0.539	0.612
14	LTE Band 71	10M	QPSK	1	0	Edge 2	0mm	ON	133322	683	15.73	16.00	1.064	-0.01	0.613	0.652

<TDD LTE SAR>

Plot No.	Band	BW (MHz)	Modulation	RB Size	RB offset	Test Position	Gap (mm)	Power Reduction	Ch.	Freq. (MHz)	Average Power (dBm)	Tune-Up Limit (dBm)	Tune-up Scaling Factor	Duty Cycle %	Duty Cycle Scaling Factor	Power Drift (dB)	Measured 1g SAR (W/kg)	Reported 1g SAR (W/kg)
	LTE Band 41 HPUE	20M	QPSK	1	0	Bottom Face	0mm	ON	41490	2680	13.85	14.50	1.161	42.9	1.009	-0.07	0.715	0.838
	LTE Band 41 HPUE	20M	QPSK	1	0	Bottom Face	0mm	ON	39750	2506	13.76	14.50	1.186	42.9	1.009	-0.08	0.733	0.877
15	LTE Band 41 HPUE	20M	QPSK	1	99	Bottom Face	0mm	ON	40185	2549.5	13.74	14.50	1.191	42.9	1.009	-0.08	0.785	0.943
	LTE Band 41 HPUE	20M	QPSK	1	99	Bottom Face	0mm	ON	40620	2593	13.82	14.50	1.169	42.9	1.009	-0.04	0.741	0.874
	LTE Band 41 HPUE	20M	QPSK	1	0	Bottom Face	0mm	ON	41055	2636.5	13.84	14.50	1.164	42.9	1.009	-0.08	0.729	0.856
16	LTE Band 48 MIMO2	20M	QPSK	1	0	Bottom Face	0mm	ON	56150	3641	12.63	13.00	1.089	62.9	1.006	-0.14	0.888	0.973
	LTE Band 48 MIMO2	20M	QPSK	1	0	Bottom Face	0mm	ON	55340	3560	12.49	13.00	1.125	62.9	1.006	-0.06	0.671	0.759
	LTE Band 48 MIMO2	20M	QPSK	1	0	Bottom Face	0mm	ON	55830	3609	12.62	13.00	1.091	62.9	1.006	0.05	0.807	0.886
	LTE Band 48 MIMO2	20M	QPSK	1	0	Bottom Face	0mm	ON	56640	3690	12.72	13.00	1.067	62.9	1.006	-0.03	0.765	0.821



<5G NR SAR>

Plot No.	Band	BW (MHz)	Modulation	RB Size	RB offset	Test Position	Gap (mm)	Power Reduction	Ch.	Freq. (MHz)	Average Power (dBm)	Tune-Up Limit (dBm)	Tune-up Scaling Factor	Power Drift (dB)	Measured 1g SAR (W/kg)	Reported 1g SAR (W/kg)
17	FR1 n2	20M	BPSK	1	1	Bottom Face	0mm	ON	380000	1900	10.57	11.50	1.239	-0.04	0.528	0.654
	FR1 n2	20M	BPSK	1	1	Bottom Face	0mm	ON	372000	1860	10.54	11.50	1.247	-0.09	0.506	0.631
	FR1 n2	20M	BPSK	1	1	Bottom Face	0mm	ON	376000	1880	10.61	11.50	1.227	-0.01	0.524	0.643
	FR1 n2 MIMO2	20M	BPSK	50	0	Bottom Face	0mm	ON	372000	1860	10.46	11.50	1.271	-0.08	0.390	0.496
	FR1 n2 MIMO2	20M	BPSK	50	0	Bottom Face	0mm	ON	376000	1880	10.42	11.50	1.282	-0.1	0.442	0.567
	FR1 n2 MIMO2	20M	BPSK	50	0	Bottom Face	0mm	ON	380000	1900	10.12	11.50	1.374	0.09	0.459	0.631
18	FR1 n5	20M	BPSK	1	1	Bottom Face	0mm	ON	167300	836.5	11.62	12.50	1.225	-0.04	0.522	0.639
	FR1 n5	20M	BPSK	50	0	Bottom Face	0mm	ON	167300	836.5	11.58	12.50	1.236	0.06	0.497	0.614
	FR1 n5	20M	BPSK	1	1	Bottom of Laptop	0mm	ON	167300	836.5	11.62	12.50	1.225	0.03	0.271	0.332
	FR1 n5	20M	BPSK	50	0	Bottom of Laptop	0mm	ON	167300	836.5	11.58	12.50	1.236	0.06	0.216	0.267
	FR1 n5	20M	BPSK	1	1	Edge 1	0mm	ON	167300	836.5	11.62	12.50	1.225	-0.02	0.263	0.322
	FR1 n5	20M	BPSK	50	0	Edge 1	0mm	ON	167300	836.5	11.58	12.50	1.236	0.04	0.223	0.276
	FR1 n5	20M	BPSK	1	1	Edge 2	0mm	ON	167300	836.5	11.62	12.50	1.225	-0.11	0.521	0.638
	FR1 n5	20M	BPSK	50	0	Edge 2	0mm	ON	167300	836.5	11.58	12.50	1.236	0.1	0.478	0.591
	FR1 n5	20M	BPSK	1	1	Bottom of Laptop	10mm	OFF	167300	836.5	23.62	24.00	1.091	0.15	0.422	0.461
	FR1 n5	20M	BPSK	50	0	Bottom of Laptop	10mm	OFF	167300	836.5	23.39	23.50	1.026	-0.01	0.356	0.365
	FR1 n5	20M	BPSK	1	1	Bottom Face	16mm	OFF	167300	836.5	23.62	24.00	1.091	-0.16	0.291	0.318
	FR1 n5	20M	BPSK	50	0	Bottom Face	16mm	OFF	167300	836.5	23.39	23.50	1.026	0.03	0.263	0.270
	FR1 n5	20M	BPSK	1	1	Edge 1	7mm	OFF	167300	836.5	23.62	24.00	1.091	-0.09	0.141	0.154
	FR1 n5	20M	BPSK	50	0	Edge 1	7mm	OFF	167300	836.5	23.39	23.50	1.026	-0.09	0.110	0.113
	FR1 n5	20M	BPSK	1	1	Edge 2	4mm	OFF	167300	836.5	23.62	24.00	1.091	0.11	0.521	0.569
	FR1 n5	20M	BPSK	50	0	Edge 2	4mm	OFF	167300	836.5	23.39	23.50	1.026	0.05	0.412	0.423
	FR1 n7 MIMO2	20M	BPSK	1	1	Edge 4	0mm	ON	502000	2510	6.99	7.00	1.002	-0.06	0.518	0.519
19	FR1 n7 MIMO2	20M	BPSK	1	1	Edge 4	0mm	ON	507000	2535	6.98	7.00	1.005	-0.06	0.546	0.549
	FR1 n7 MIMO2	20M	BPSK	1	1	Edge 4	0mm	ON	512000	2560	6.92	7.00	1.019	-0.06	0.517	0.527
20	FR1 n12	15M	BPSK	1	1	Edge 2	0mm	ON	141500	707.5	10.45	11.00	1.135	-0.09	0.284	0.322
21	FR1 n41 MIMO2	100M	BPSK	1	1	Bottom Face	0mm	ON	518598	2592.99	5.92	6.50	1.143	-0.01	0.249	0.285
22	FR1 n66	20M	BPSK	1	1	Bottom Face	0mm	ON	354000	1770	12.01	12.50	1.119	-0.05	0.568	0.636
	FR1 n66	20M	BPSK	1	1	Bottom Face	0mm	ON	344000	1720	12.13	12.50	1.089	-0.08	0.513	0.559
	FR1 n66	20M	BPSK	1	1	Bottom Face	0mm	ON	349000	1745	12.12	12.50	1.091	-0.07	0.516	0.563
	FR1 n66 MIMO2	20M	BPSK	1	1	Bottom Face	0mm	ON	349000	1745	11.46	12.00	1.132	-0.13	0.555	0.628
	FR1 n66 MIMO2	20M	BPSK	1	1	Bottom Face	0mm	ON	344000	1720	11.67	12.00	1.079	-0.08	0.473	0.510
	FR1 n66 MIMO2	20M	BPSK	1	1	Bottom Face	0mm	ON	354000	1770	11.23	12.00	1.194	-0.02	0.511	0.610
23	FR1 n71	20M	BPSK	1	1	Edge 2	0mm	ON	136100	680.5	10.65	11.50	1.216	-0.04	0.311	0.378

14.2 Repeated SAR Measurement

No.	Band	Mode	Test Position	Gap (mm)	Power Reduction	Ch.	Freq. (MHz)	Average Power (dBm)	Tune-Up Limit (dBm)	Tune-up Scaling Factor	Power Drift (dB)	Measured 1g SAR (W/kg)	Ratio	Reported 1g SAR (W/kg)
1st	WCDMA IV	RMC 12.2Kbps	Bottom Face	0mm	ON	1513	1752.6	13.87	14.50	1.156	-0.02	0.808	-	0.934
2nd	WCDMA IV	RMC 12.2Kbps	Bottom Face	0mm	ON	1513	1752.6	13.87	14.50	1.156	0.06	0.801	1.01	0.926
1st	LTE Band 7	20M_QPSK_1_0	Bottom Face	0mm	ON	21100	2535	11.25	12.00	1.189	-0.12	0.861	-	1.023
2nd	LTE Band 7	20M_QPSK_1_0	Bottom Face	0mm	ON	21100	2535	11.25	12.00	1.189	0.06	0.852	1.01	1.013
1st	LTE Band 48 MIMO2	20M_QPSK_1_0	Bottom Face	0mm	ON	56150	3641	12.63	13.00	1.089	-0.14	0.888	-	0.973
2nd	LTE Band 48 MIMO2	20M_QPSK_1_0	Bottom Face	0mm	ON	56150	3641	12.63	13.00	1.089	0.06	0.872	1.01	0.955

General Note:

1. Per KDB 865664 D01v01r04, for each frequency band, repeated SAR measurement is required only when the measured SAR is ≥ 0.8 W/kg.
2. Per KDB 865664 D01v01r04, if the ratio among the repeated measurement is ≤ 1.2 and the measured SAR < 1.45 W/kg, only one repeated measurement is required.
3. The ratio is the difference in percentage between original and repeated *measured SAR*.
4. All measurement SAR result is scaled-up to account for tune-up tolerance and is compliant.

14.3 LTE Band 41 Power Class 2 and Power Class 3 Linearity

This device support Power Class 2 and Power Class 3 operations for LTE Band 41. The highest available duty cycle for Power Class 2 operation is 43.3% using UL-DL configuration 1. Per FCC Guidance based on the device behavior, all SAR tests were performed using Power Class 3. Power Class 2 is tested using the highest SAR test configuration in Power Class 3 for each LTE configuration and exposure condition combination, according to the highest time averaged power for all applicable uplink-downlink configurations in Power Class 2. When the reported SAR vs. output power is linearly scaled with $< 10\%$ discrepancy between power classes and all reported SAR are < 1.4 W/kg, Separate SAR testing for Power Class 2 is not required

<ON>

	LTE Band 41 (Power Class 3)	LTE Band 41 (Power Class 2)
Maximum Tune up Power (dBm)	11.5	14.5
Reported 1g SAR (W/kg)	0.719	0.943
Duty Cycle	63.30%	43.30%
Frame Averaged (mW)	8.94	12.20
Linearity SAR(W/kg)	0.98	
% deviation from expected linearity		-3.91%

<OFF>

	LTE Band 41 (Power Class 3)	LTE Band 41 (Power Class 2)
Maximum Tune up Power (dBm)	24	27
Reported 1g SAR (W/kg)	0.532	0.661
Duty Cycle	63.30%	43.30%
Frame Averaged (mW)	159.00	217.01
Linearity SAR(W/kg)	0.73	
% deviation from expected linearity		-8.97%

15. Simultaneous Transmission Analysis

NO.	Simultaneous Transmission Configurations	Body
1.	WWAN + WLAN2.4GHz Ant 1 + WLAN 2.4GHz Ant 2 + FR1	Yes
2.	WWAN + WLAN2.4GHz Ant 1 + Bluetooth Ant 2 + FR1	Yes
3.	WWAN + WLAN5GHz Ant 1 + WLAN5GHz Ant 2 + Bluetooth Ant 2 + FR1	Yes

General Note:

1. The Intel AX201D2W WLAN/Bluetooth module is also integrated into this host, WLAN/Bluetooth SAR results which can be referred to Intel SAR report, report number: 210602-01.TR01 (FCC: PD9AX201D2) and these SAR results are also used to perform simultaneous transmission analysis.
2. EUT will choose either WLAN 2.4GHz or WLAN 5GHz according to the network signal condition; therefore, 2.4GHz WLAN and 5GHz WLAN will not operate simultaneously at any moment.
3. The Scaled SAR summation is calculated based on the same configuration and test position.
4. When the EN-DC is active the LTE anchors band will limit different output power according below table in this device.
5. The table below just verification when the EN-DC is acitvie which the single uplink 1g SAR values for each LTE Anchors Bands and 5G NR are both less than 0.8W/kg as below table and the algebraic summation of the 1g SAR value are less than 1.45W/kg, additional measurements are not required according to TCBC workshop guidance, the detail sim-Tx analysis as following.
6. The Sim-Tx analysis for EN-DC active is choose the worst case standalone SAR from the WWAN main and MIMO2 antenna within the exposure positions, regardless of whether the EN-DC combinations. Therefore, the following summations represent the absolute worst cases for simultaneous transmission for this device and it is conservative.
7. Per KDB 447498 D01v06, simultaneous transmission SAR is compliant if,
 - i) Scalar SAR summation < 1.6W/kg.
 - ii) $SPLSR = (SAR1 + SAR2)^{1.5} / (\text{min. separation distance, mm})$, and the peak separation distance is determined from the square root of $[(x1-x2)^2 + (y1-y2)^2 + (z1-z2)^2]$, where (x1, y1, z1) and (x2, y2, z2) are the coordinates of the extrapolated peak SAR locations in the zoom scan.
 - iii) If $SPLSR \leq 0.04$, simultaneously transmission SAR measurement is not necessary.
 - iv) Simultaneously transmission SAR measurement, and the reported multi-band SAR < 1.6W/kg.
 - v) The SPLSR calculated results please refer to section 15.1.

<EN-DC Combination>

EN-DC Combination	
LTE Anchor Bands for n2	LTE B5/12/13/30/48/66
LTE Anchor Bands for n5	LTE B2/7/12/48/66
LTE Anchor Bands for n7	LTE B5/12
LTE Anchor Bands for n12	LTE B2/66
LTE Anchor Bands for n41	LTE B2/25/26/66
LTE Anchor Bands for n66	LTE B5/12/13/30/48/71
LTE Anchor Bands for n71	LTE B2/7/66



<EN-DC Maximum output>

Band		Ant	UMTS/LTE Standalone Maximum Power (dBm)	UMTS/LTE Standalone 1g SAR (W/kg)	EN-DC LTE Anchors Band Maximum Power (dBm)	EN-DC LTE Anchors Band Estimated 1g SAR (W/kg)	5G NR Maximum Power (dBm)	5G NR Sdandalone 1g SAR (W/kg)	LTE + NR Summed 1g SAR (W/kg)
WCDMA	2	Main	14.0	1.186					1.450
	4	Main	14.5	1.155					
	5	Main	16.5	1.130					
LTE	2	Main	13.0	1.128	11.0	0.712			
	2	MIMO2	12.0	0.633	12.0	0.633			
	4	Main	14.0	1.146					
	5	Main	15.5	1.133	13.5	0.715			
	7	Main	12.0	1.102	10.0	0.695			
	7	MIMO2	24.0	0.959	22.5	0.679			
	12	Main	16.0	1.175	14.0	0.741			
	13	Main	17.0	1.153	15.0	0.727			
	14	Main	16.0	1.159					
	17	Main	16.0	1.175					
	25	Main	13.0	1.128	11.0	0.712			
	26	Main	15.5	1.119	13.5	0.706			
	30	Main	13.0	1.148	11.0	0.724			
	66	Main	14.0	1.146	12.0	0.723			
	66	MIMO2	11.0	0.654	11.0	0.654			
	71	Main	16.0	1.181	14.0	0.745			
	38/41	Main	11.5	0.719					
	41_HPUE	Main	14.5	0.943					
42	MIMO2	13.0	1.117						
48	MIMO2	13.0	1.117	11.0	0.705				
FR1	n2	Main					11.5	0.657	
	n2	MIMO2					11.5	0.640	
	n5	Main					12.5	0.639	
	n7	MIMO2					7.0	0.646	
	n12	Main					11.0	0.646	
	n66	Main					12.5	0.671	
	n66	MIMO2					12.0	0.651	
	n71	Main					11.5	0.635	
n41	MIMO2					6.5	0.639		

<Sim-Tx Analysis>

Exposure Position	1	2	3	4	5	6	7	1+2+3+4 Summed 1g SAR (W/kg)	1+2+3+7 Summed 1g SAR (W/kg)	1+2+5+6+7 Summed 1g SAR (W/kg)	SPLSR	Case No
	Maximum WWAN Main Ant	Maximum WWAN MIMO2 Ant	2.4GHz WLAN Ant 1	2.4GHz WLAN Ant 2	5GHz WLAN Ant 1	5GHz WLAN Ant 2	Bluetooth Ant 2					
	1g SAR (W/kg)	1g SAR (W/kg)	1g SAR (W/kg)	1g SAR (W/kg)	1g SAR (W/kg)	1g SAR (W/kg)	1g SAR (W/kg)					
Bottom of Laptop at 0mm	0.532	0.214	0.010	0.770	0.310	0.430	0.180	1.526	0.936	1.666	0.01	Case 1
Bottom Face at 0mm	1.186	1.117	0.360	0.390	0.570	0.280	0.090	3.053	2.753	3.243	0.02	Case 2
Edge 1 at 0mm	0.734	0.381						1.115	1.115	1.115		
Edge 2 at 0mm	1.181							1.181	1.181	1.181		
Edge 3 at 0mm			0.390	0.880	0.880	0.630	0.190	1.270	0.580	1.700	0.01	Case 3
Edge 4 at 0mm		0.971						0.971	0.971	0.971		

15.1 SPLSR Evaluation and Analysis

General Note:

1. According to appendix D antenna location the minimum distance between each transmit antenna is using for SPLSR analysis
2. Simultaneous transmission SAR test exclusion is determined for each operating configuration and exposure condition according to the reported standalone SAR of each applicable simultaneously transmitting antenna. When the sum of 1-g or 10-g SAR of all simultaneously transmitting antennas in an operating mode and exposure condition combination is within the SAR limit, SAR test exclusion applies to that simultaneous transmission configuration. Therefore, the adjacent transmit antennas will be summed first, and then the SPLSR calculation will be evaluated with the farther transmitted antennas.
3. $SPLSR = (SAR_1 + SAR_2)^{1.5} / (min. separation distance, mm)$. If $SPLSR \leq 0.04$, simultaneously transmission SAR measurement is not necessary

	Band	Position	SAR (W/kg)	Gap	Minimum Distance (mm)	Summed SAR (W/kg)	SPLSR Results	Simultaneous SAR
				(mm)				
Case 1	Max Main Antenna	Bottom of Laptop	0.532	0mm	227.2	0.75	0.00	Not required
	Max MIMO2 Antenna		0.214	0mm				
	Max Main Antenna	Bottom of Laptop	0.532	0mm	163.5	0.84	0.00	Not required
	5GHz Ant 1		0.310	0mm				
	Max Main Antenna	Bottom of Laptop	0.532	0mm	208.6	1.14	0.01	Not required
	5GHz Ant 2 + BT Ant 2		0.610	0mm				
	Max MIMO2 Antenna	Bottom of Laptop	0.214	0mm	216.3	0.52	0.00	Not required
	5GHz Ant 1		0.310	0mm				
	Max MIMO2 Antenna	Bottom of Laptop	0.214	0mm	157.5	0.82	0.00	Not required
	5GHz Ant 2 + BT Ant 2		0.610	0mm				
	5GHz Ant 1	Bottom of Laptop	0.310	0mm	219.9	0.92	0.00	Not required
	5GHz Ant 2 + BT Ant 2		0.610	0mm				

Case 2	Band	Position	SAR (W/kg)	Gap (mm)	Minimum Distance (mm)	Summed SAR (W/kg)	SPLSR Results	Simultaneous SAR
	Max Main Antenna	Bottom Face	1.186	0mm	227.2	2.30	0.02	Not required
Max MIMO2 Antenna	1.117		0mm					
Max Main Antenna	Bottom Face	1.186	0mm	163.5	1.55	0.01	Not required	
2.4GHz Ant 1		0.360	0mm					
Max Main Antenna	Bottom Face	1.186	0mm	208.6	1.58	0.01	Not required	
2.4GHz Ant 2		0.390	0mm					
Max MIMO2 Antenna	Bottom Face	1.117	0mm	216.3	1.48	0.01	Not required	
2.4GHz Ant 1		0.360	0mm					
Max MIMO2 Antenna	Bottom Face	1.117	0mm	157.5	1.51	0.01	Not required	
2.4GHz Ant 2		0.390	0mm					
Max Main Antenna	Bottom Face	1.186	0mm	163.5	1.76	0.01	Not required	
5GHz Ant 1		0.570	0mm					
Max Main Antenna	Bottom Face	1.186	0mm	208.6	1.56	0.01	Not required	
5GHz Ant 2 + BT Ant 2		0.370	0mm					
Max MIMO2 Antenna	Bottom Face	1.117	0mm	216.3	1.69	0.01	Not required	
5GHz Ant 1		0.570	0mm					
Max MIMO2 Antenna	Bottom Face	1.117	0mm	157.5	1.49	0.01	Not required	
5GHz Ant 2 + BT Ant 2		0.370	0mm					
2.4GHz Ant 1	Bottom Face	0.360	0mm	219.9	0.75	0.00	Not required	
2.4GHz Ant 2		0.390	0mm					
2.4GHz Ant 1	Bottom Face	0.360	0mm	219.9	0.45	0.00	Not required	
BT Ant 2		0.090	0mm					
5GHz Ant 1	Bottom Face	0.570	0mm	219.9	0.94	0.00	Not required	
5GHz Ant 2 + BT Ant 2		0.370	0mm					

Case 3	Band	Position	SAR (W/kg)	Gap (mm)	3D Distance (mm)	Summed SAR (W/kg)	SPLSR Results	Simultaneous SAR
	5GHz Ant 1	Edge 3	0.880	0mm	219.9	1.70	0.01	Not required
5GHz Ant 2 + BT Ant 2	0.820		0mm					

Test Engineer : Bob Cheng, Jimmy Lu and Sing Lim

16. Uncertainty Assessment

Per KDB 865664 D01 SAR measurement 100MHz to 6GHz, when the highest measured 1-g SAR within a frequency band is < 1.5 W/kg and the measured 10-g SAR within a frequency band is < 3.75 W/kg. The expanded SAR measurement uncertainty must be $\leq 30\%$, for a confidence interval of $k = 2$. If these conditions are met, extensive SAR measurement uncertainty analysis described in IEEE Std 1528-2013 is not required in SAR reports submitted for equipment approval. For this device, the highest measured 1-g SAR is less 1.5W/kg. Therefore, the measurement uncertainty table is not required in this report.

Declaration of Conformity:

The test results with all measurement uncertainty excluded is presented in accordance with the regulation limits or requirements declared by manufacturers.

Comments and Explanations:

The declared of product specification for EUT presented in the report are provided by the manufacturer, and the manufacturer takes all the responsibilities for the accuracy of product specification.

17. References

- [1] FCC 47 CFR Part 2 "Frequency Allocations and Radio Treaty Matters; General Rules and Regulations"
- [2] ANSI/IEEE Std. C95.1-1992, "IEEE Standard for Safety Levels with Respect to Human Exposure to Radio Frequency Electromagnetic Fields, 3 kHz to 300 GHz", September 1992
- [3] IEEE Std. 1528-2013, "IEEE Recommended Practice for Determining the Peak Spatial-Average Specific Absorption Rate (SAR) in the Human Head from Wireless Communications Devices: Measurement Techniques", Sep 2013
- [4] SPEAG DASY System Handbook
- [5] FCC KDB 248227 D01 v02r02, "SAR Guidance for IEEE 802.11 (WiFi) Transmitters", Oct 2015.
- [6] FCC KDB 447498 D01 v06, "Mobile and Portable Device RF Exposure Procedures and Equipment Authorization Policies", Oct 2015
- [7] FCC KDB 941225 D01 v03r01, "3G SAR MEAUREMENT PROCEDURES", Oct 2015
- [8] FCC KDB 941225 D05 v02r05, "SAR Evaluation Considerations for LTE Devices", Dec 2015
- [9] FCC KDB 941225 D05A v01r02, "Rel. 10 LTE SAR Test Guidance and KDB Inquiries", Oct 2015
- [10] FCC KDB 616217 D04 v01r02, "SAR Evaluation Considerations for Laptop, Notebook, Netbook and Tablet Computers", Oct 2015
- [11] FCC KDB 865664 D01 v01r04, "SAR Measurement Requirements for 100 MHz to 6 GHz", Aug 2015.
- [12] FCC KDB 865664 D02 v01r02, "RF Exposure Compliance Reporting and Documentation Considerations" Oct 2015.