

FCC/ISED E-Label Information

A. Information to be displayed

- The information that will be displayed on the e-label and information that will remain in the user manual is shown below:


Information	on E-label	In Manual
FCC ID number/ISED Certification number	Yes	Yes
FCC logo	Yes	No
15.19 statement (“This device complies with part 15 of the FCC Rules. Operation is subject to the following two conditions: (1) This device may not cause harmful interference, and (2) this device must accept any interference received, including interference that may cause undesired operation.”)	No	Yes







Images of the e-label screen are provided below:

M/N: TP00122AUC

FCC ID: 2AJN7-TP00122AUC, IC: 21863-TP00122AUC

Contains FCC ID: PD9AX200D2L, IC: 1000M-AX200D2L


Regulatory Information


CAN ICES-3(B)/NMB-3(B)

ご使用のコンピュータにIEEE802.11a標準の無線機が搭載されている場合は、電波法の規定により5.15-5.35GHz周波数帯での使用は屋内に限られます。


This product contains a lithium-ion battery and a lithium battery; dispose of according to local, state, or federal laws.

Copyrighted code and parts contained herein.
© Copyright Lenovo 2005, 2018.


M/N: TP00122AUC
FCC ID: 2AJN7-TP00122AUC, IC: 21863-TP00122AUC
Contains FCC ID: PD9AX200D2L, IC: 1000M-AX200D2L




R-R-LVK-TP00122A
R-C-INT-AX200D2VL



TA-X000/0000
TA-2018/3142
APPROVED



000-300000
D200071003



003-180233
D180132003

MIC/KS 總務省指定
型 xx-xxxx 号

Press **Enter** to exit and restart your computer

B. Access to the required information on the e-label

<p>1. Users must be able to access the regulatory information without requiring special access codes or permissions, and in all cases the information must be accessible in no more than three steps from a product's main or home menu.</p>	<p>The actual steps are: To access the e-label information in the device, do on of the following:</p> <ul style="list-style-type: none"> ● Restart the computer. When the logo screen is displayed, press F9. ● Restart the computer. When the logo screen is displayed, press Enter or tap the prompt to enter the Startup Interrupt menu. Then press F9 or tap the Regulatory Information option. The E-label screen is displayed. <p>No special access codes or permissions are required to go through the above steps beyond entering a user-defined password to protect against unauthorized access to the device.</p>
<p>2. Instructions must be provided with the product at the time of purchase, in the user manual, operating instructions, packaging material, quick guide pamphlet, etc. Alternatively, a product-related website is permitted, if a reference (URL) to obtain the website information is provided at the time of purchase in the user manual, operating instructions, packaging material, quick guide pamphlet, etc.</p>	<p>The information to the user is provided in the user manual.</p>
<p>3. Products must not require special accessories or supplemental plug-ins (e.g., the installation of a SIM/USIM card) to access the information. Access to regulatory information must be provided without special codes, accessories, or permissions beyond the normal security protection to unlock the screen, sign-in page, or overall product access.</p>	<p>The devices do not require special code, accessories or supplemental plug-ins to access the information.</p>
<p>4. The FCC ID, warning statements, or other information must be displayed electronically in a manner that is clearly legible without the aid of magnification.</p>	<p>Yes, it is clearly legible without the aid of magnification.</p>
<p>5. Both regulatory information and dedicated exclusive application(s) or script(s) must be secured and implemented in a factory-set-unalterable format. The regulatory information must be capable of being retrieved and displayed locally, and under the control of the end user in possession of the product. The method must be secure, such that the application or script ensures that the regulatory information correctly displayed.</p>	<p>Yes, it is secured and the user cannot modify it.</p>

C. Labeling for Importation and Purchasing

1. When e-labeling is used, a physical temporary label is also required on the product, or a label on the packaging, at the time of importation, marketing, and sales.⁸ The physical label can be a summary version of the required regulatory information, such that the product can be identified as complying with the FCC's equipment authorization requirements. The information may simply be the FCC ID for products subject to certification.

Products imported that are already packaged for sale and have a physical temporary label will satisfy this requirement. However, for products imported in bulk and not packaged individually, it is acceptable to use a temporary removable adhesive label on the product, or temporary or permanent labels on the shipping packaging or protective bags. Any removable adhesive label shall be of a type intended to survive normal shipping and handling.

The FCC logo, FCC ID, IC ID and model number are present on the product packaging.