



Appendix B

E-UTRA BAND 12



CONTENT

1.	EFFECTIVE (ISOTROPIC) RADIATED POWER	3
1.1.	<i>Test Result</i>	3
2.	PEAK-TO-AVERAGE RATIO(CCDF)	10
2.1.	<i>Test Result</i>	10
2.2.	<i>Test Plots</i>	10
3.	MODULATION CHARACTERISTICS	14
3.1.	<i>Test BAND = LTE BAND 12</i>	14
3.1.1.	<i>Test Mode = LTE /TM1 10MHz</i>	14
3.1.1.1.	<i>Test Channel = MCH</i>	14
3.1.2.	<i>Test Mode = LTE /TM2 10MHz</i>	15
3.1.2.1.	<i>Test Channel = MCH</i>	15
3.1.1.	<i>Test Mode = LTE /TM3 10MHz</i>	16
3.1.1.1.	<i>Test Channel = MCH</i>	16
4.	26dB BANDWIDTH AND OCCUPIED BANDWIDTH.....	17
4.1.	<i>Test Result</i>	17
4.2.	<i>Test Plots</i>	18
5.	BAND EDGE COMPLIANCE	31
5.1.	<i>Test Plots</i>	31
6.	SPURIOUS EMISSION AT ANTENNA TERMINAL	48
6.1.	<i>Test Plots</i>	48
7.	FIELD STRENGTH OF SPURIOUS RADIATION	55
7.1.	<i>Test BAND = LTE BAND 12</i>	55
7.1.1.	<i>Test Mode =LTE/TM1 10MHz</i>	55
7.1.1.1.	<i>Test Channel = LCH</i>	55
7.1.1.2.	<i>Test Channel = MCH</i>	55
7.1.1.3.	<i>Test Channel = HCH</i>	56
8.	FREQUENCY STABILITY	57
8.1.	<i>Frequency Vs Voltage</i>	57
8.2.	<i>Frequency Vs Temperature</i>	57



1. Effective (Isotropic) Radiated Power

1.1. Test Result

BAND	Bandwidth	Modulation	Channel	RB Configuration	Result (dBm)	ERP (dBm)	Limit (dBm)	Verdict
BAND12	1.4MHz	QPSK	23017	1RB#0	23.29	24.14	34.77	PASS
BAND12	1.4MHz	QPSK	23017	1RB#2	23.26	24.11	34.77	PASS
BAND12	1.4MHz	QPSK	23017	1RB#5	23.30	24.15	34.77	PASS
BAND12	1.4MHz	QPSK	23017	3RB#0	23.28	24.13	34.77	PASS
BAND12	1.4MHz	QPSK	23017	3RB#1	23.26	24.11	34.77	PASS
BAND12	1.4MHz	QPSK	23017	3RB#3	23.27	24.12	34.77	PASS
BAND12	1.4MHz	QPSK	23017	6RB#0	22.28	23.13	34.77	PASS
BAND12	1.4MHz	QPSK	23095	1RB#0	23.54	24.39	34.77	PASS
BAND12	1.4MHz	QPSK	23095	1RB#2	23.53	24.38	34.77	PASS
BAND12	1.4MHz	QPSK	23095	1RB#5	23.54	24.39	34.77	PASS
BAND12	1.4MHz	QPSK	23095	3RB#0	23.53	24.38	34.77	PASS
BAND12	1.4MHz	QPSK	23095	3RB#1	23.52	24.37	34.77	PASS
BAND12	1.4MHz	QPSK	23095	3RB#3	23.51	24.36	34.77	PASS
BAND12	1.4MHz	QPSK	23095	6RB#0	22.54	23.39	34.77	PASS
BAND12	1.4MHz	QPSK	23173	1RB#0	23.82	24.67	34.77	PASS
BAND12	1.4MHz	QPSK	23173	1RB#2	23.76	24.61	34.77	PASS
BAND12	1.4MHz	QPSK	23173	1RB#5	23.85	24.70	34.77	PASS
BAND12	1.4MHz	QPSK	23173	3RB#0	23.76	24.61	34.77	PASS
BAND12	1.4MHz	QPSK	23173	3RB#1	23.75	24.60	34.77	PASS
BAND12	1.4MHz	QPSK	23173	3RB#3	23.80	24.65	34.77	PASS
BAND12	1.4MHz	QPSK	23173	6RB#0	22.80	23.65	34.77	PASS
BAND12	1.4MHz	16QAM	23017	1RB#0	22.55	23.40	34.77	PASS
BAND12	1.4MHz	16QAM	23017	1RB#2	22.37	23.22	34.77	PASS
BAND12	1.4MHz	16QAM	23017	1RB#5	22.47	23.32	34.77	PASS
BAND12	1.4MHz	16QAM	23017	3RB#0	22.31	23.16	34.77	PASS
BAND12	1.4MHz	16QAM	23017	3RB#1	22.33	23.18	34.77	PASS
BAND12	1.4MHz	16QAM	23017	3RB#3	22.32	23.17	34.77	PASS
BAND12	1.4MHz	16QAM	23017	6RB#0	21.30	22.15	34.77	PASS
BAND12	1.4MHz	16QAM	23095	1RB#0	22.77	23.62	34.77	PASS
BAND12	1.4MHz	16QAM	23095	1RB#2	22.62	23.47	34.77	PASS
BAND12	1.4MHz	16QAM	23095	1RB#5	22.77	23.62	34.77	PASS
BAND12	1.4MHz	16QAM	23095	3RB#0	22.63	23.48	34.77	PASS
BAND12	1.4MHz	16QAM	23095	3RB#1	22.62	23.47	34.77	PASS
BAND12	1.4MHz	16QAM	23095	3RB#3	22.53	23.38	34.77	PASS



SGS-CSTC Standards Technical Services Co., Ltd.
Shenzhen Branch

Report No.: SZEM180500437001

Page: 4 of 58

BAND12	1.4MHz	16QAM	23095	6RB#0	21.60	22.45	34.77	PASS
BAND12	1.4MHz	16QAM	23173	1RB#0	22.86	23.71	34.77	PASS
BAND12	1.4MHz	16QAM	23173	1RB#2	22.93	23.78	34.77	PASS
BAND12	1.4MHz	16QAM	23173	1RB#5	22.93	23.78	34.77	PASS
BAND12	1.4MHz	16QAM	23173	3RB#0	22.85	23.70	34.77	PASS
BAND12	1.4MHz	16QAM	23173	3RB#1	22.81	23.66	34.77	PASS
BAND12	1.4MHz	16QAM	23173	3RB#3	22.80	23.65	34.77	PASS
BAND12	1.4MHz	16QAM	23173	6RB#0	21.81	22.66	34.77	PASS
BAND12	1.4MHz	64QAM	23017	1RB#0	21.48	22.33	34.77	PASS
BAND12	1.4MHz	64QAM	23017	1RB#2	21.36	22.21	34.77	PASS
BAND12	1.4MHz	64QAM	23017	1RB#5	21.67	22.52	34.77	PASS
BAND12	1.4MHz	64QAM	23017	3RB#0	21.14	21.99	34.77	PASS
BAND12	1.4MHz	64QAM	23017	3RB#1	21.43	22.28	34.77	PASS
BAND12	1.4MHz	64QAM	23017	3RB#3	21.16	22.01	34.77	PASS
BAND12	1.4MHz	64QAM	23017	6RB#0	20.14	20.99	34.77	PASS
BAND12	1.4MHz	64QAM	23095	1RB#0	21.77	22.62	34.77	PASS
BAND12	1.4MHz	64QAM	23095	1RB#2	21.76	22.61	34.77	PASS
BAND12	1.4MHz	64QAM	23095	1RB#5	21.94	22.79	34.77	PASS
BAND12	1.4MHz	64QAM	23095	3RB#0	21.69	22.54	34.77	PASS
BAND12	1.4MHz	64QAM	23095	3RB#1	21.62	22.47	34.77	PASS
BAND12	1.4MHz	64QAM	23095	3RB#3	21.39	22.24	34.77	PASS
BAND12	1.4MHz	64QAM	23095	6RB#0	20.61	21.46	34.77	PASS
BAND12	1.4MHz	64QAM	23173	1RB#0	21.82	22.67	34.77	PASS
BAND12	1.4MHz	64QAM	23173	1RB#2	21.88	22.73	34.77	PASS
BAND12	1.4MHz	64QAM	23173	1RB#5	21.73	22.58	34.77	PASS
BAND12	1.4MHz	64QAM	23173	3RB#0	21.77	22.62	34.77	PASS
BAND12	1.4MHz	64QAM	23173	3RB#1	21.85	22.70	34.77	PASS
BAND12	1.4MHz	64QAM	23173	3RB#3	21.64	22.49	34.77	PASS
BAND12	1.4MHz	64QAM	23173	6RB#0	20.80	21.65	34.77	PASS
BAND12	3MHz	QPSK	23025	1RB#0	23.25	24.10	34.77	PASS
BAND12	3MHz	QPSK	23025	1RB#14	23.40	24.25	34.77	PASS
BAND12	3MHz	QPSK	23025	1RB#8	23.26	24.11	34.77	PASS
BAND12	3MHz	QPSK	23025	8RB#0	22.30	23.15	34.77	PASS
BAND12	3MHz	QPSK	23025	8RB#4	22.27	23.12	34.77	PASS
BAND12	3MHz	QPSK	23025	8RB#7	22.32	23.17	34.77	PASS
BAND12	3MHz	QPSK	23025	15RB#0	22.26	23.11	34.77	PASS
BAND12	3MHz	QPSK	23095	1RB#0	23.51	24.36	34.77	PASS
BAND12	3MHz	QPSK	23095	1RB#14	23.62	24.47	34.77	PASS
BAND12	3MHz	QPSK	23095	1RB#8	23.51	24.36	34.77	PASS
BAND12	3MHz	QPSK	23095	8RB#0	22.55	23.40	34.77	PASS
BAND12	3MHz	QPSK	23095	8RB#4	22.52	23.37	34.77	PASS

This document is issued by the Company subject to its General Conditions of Service printed overleaf, available on request or accessible at <http://www.sgs.com/en/Terms-and-Conditions.aspx> and, for electronic format documents, subject to Terms and Conditions for Electronic Documents at <http://www.sgs.com/en/Terms-and-Conditions/Terms-e-Document.aspx>. Attention is drawn to the limitation of liability, indemnification and jurisdiction issues defined therein. Any holder of this document is advised that information contained hereon reflects the Company's findings at the time of its intervention only and within the limits of Client's instructions, if any. The Company's sole responsibility is to its Client and this document does not exonerate parties to a transaction from exercising all their rights and obligations under the transaction documents. This document cannot be reproduced except in full, without prior written approval of the Company. Any unauthorized alteration, forgery or falsification of the content or appearance of this document is unlawful and offenders may be prosecuted to the fullest extent of the law. Unless otherwise stated the results shown in this test report refer only to the sample(s) tested and such sample(s) are retained for 30 days only.



SGS-CSTC Standards Technical Services Co., Ltd.
Shenzhen Branch

Report No.: SZEM180500437001

Page: 5 of 58

BAND12	3MHz	QPSK	23095	8RB#7	22.58	23.43	34.77	PASS
BAND12	3MHz	QPSK	23095	15RB#0	22.53	23.38	34.77	PASS
BAND12	3MHz	QPSK	23165	1RB#0	23.63	24.48	34.77	PASS
BAND12	3MHz	QPSK	23165	1RB#14	23.76	24.61	34.77	PASS
BAND12	3MHz	QPSK	23165	1RB#8	23.76	24.61	34.77	PASS
BAND12	3MHz	QPSK	23165	8RB#0	22.74	23.59	34.77	PASS
BAND12	3MHz	QPSK	23165	8RB#4	22.78	23.63	34.77	PASS
BAND12	3MHz	QPSK	23165	8RB#7	22.80	23.65	34.77	PASS
BAND12	3MHz	QPSK	23165	15RB#0	22.79	23.64	34.77	PASS
BAND12	3MHz	16QAM	23025	1RB#0	22.41	23.26	34.77	PASS
BAND12	3MHz	16QAM	23025	1RB#14	22.57	23.42	34.77	PASS
BAND12	3MHz	16QAM	23025	1RB#8	22.49	23.34	34.77	PASS
BAND12	3MHz	16QAM	23025	8RB#0	21.31	22.16	34.77	PASS
BAND12	3MHz	16QAM	23025	8RB#4	21.28	22.13	34.77	PASS
BAND12	3MHz	16QAM	23025	8RB#7	21.26	22.11	34.77	PASS
BAND12	3MHz	16QAM	23025	15RB#0	21.24	22.09	34.77	PASS
BAND12	3MHz	16QAM	23095	1RB#0	22.64	23.49	34.77	PASS
BAND12	3MHz	16QAM	23095	1RB#14	22.67	23.52	34.77	PASS
BAND12	3MHz	16QAM	23095	1RB#8	22.70	23.55	34.77	PASS
BAND12	3MHz	16QAM	23095	8RB#0	21.55	22.40	34.77	PASS
BAND12	3MHz	16QAM	23095	8RB#4	21.53	22.38	34.77	PASS
BAND12	3MHz	16QAM	23095	8RB#7	21.64	22.49	34.77	PASS
BAND12	3MHz	16QAM	23095	15RB#0	21.53	22.38	34.77	PASS
BAND12	3MHz	16QAM	23165	1RB#0	22.88	23.73	34.77	PASS
BAND12	3MHz	16QAM	23165	1RB#14	22.82	23.67	34.77	PASS
BAND12	3MHz	16QAM	23165	1RB#8	22.76	23.61	34.77	PASS
BAND12	3MHz	16QAM	23165	8RB#0	21.73	22.58	34.77	PASS
BAND12	3MHz	16QAM	23165	8RB#4	21.74	22.59	34.77	PASS
BAND12	3MHz	16QAM	23165	8RB#7	21.73	22.58	34.77	PASS
BAND12	3MHz	16QAM	23165	15RB#0	21.80	22.65	34.77	PASS
BAND12	3MHz	64QAM	23025	1RB#0	21.59	22.44	34.77	PASS
BAND12	3MHz	64QAM	23025	1RB#14	21.44	22.29	34.77	PASS
BAND12	3MHz	64QAM	23025	1RB#8	21.39	22.24	34.77	PASS
BAND12	3MHz	64QAM	23025	8RB#0	20.13	20.98	34.77	PASS
BAND12	3MHz	64QAM	23025	8RB#4	20.29	21.14	34.77	PASS
BAND12	3MHz	64QAM	23025	8RB#7	20.23	21.08	34.77	PASS
BAND12	3MHz	64QAM	23025	15RB#0	20.20	21.05	34.77	PASS
BAND12	3MHz	64QAM	23095	1RB#0	21.47	22.32	34.77	PASS
BAND12	3MHz	64QAM	23095	1RB#14	21.73	22.58	34.77	PASS
BAND12	3MHz	64QAM	23095	1RB#8	21.66	22.51	34.77	PASS
BAND12	3MHz	64QAM	23095	8RB#0	20.53	21.38	34.77	PASS

This document is issued by the Company subject to its General Conditions of Service printed overleaf, available on request or accessible at <http://www.sgs.com/en/Terms-and-Conditions.aspx> and, for electronic format documents, subject to Terms and Conditions for Electronic Documents at <http://www.sgs.com/en/Terms-and-Conditions/Terms-e-Document.aspx>. Attention is drawn to the limitation of liability, indemnification and jurisdiction issues defined therein. Any holder of this document is advised that information contained hereon reflects the Company's findings at the time of its intervention only and within the limits of Client's instructions, if any. The Company's sole responsibility is to its Client and this document does not exonerate parties to a transaction from exercising all their rights and obligations under the transaction documents. This document cannot be reproduced except in full, without prior written approval of the Company. Any unauthorized alteration, forgery or falsification of the content or appearance of this document is unlawful and offenders may be prosecuted to the fullest extent of the law. Unless otherwise stated the results shown in this test report refer only to the sample(s) tested and such sample(s) are retained for 30 days only.



SGS-CSTC Standards Technical Services Co., Ltd.
Shenzhen Branch

Report No.: SZEM180500437001

Page: 6 of 58

BAND12	3MHz	64QAM	23095	8RB#4	20.47	21.32	34.77	PASS
BAND12	3MHz	64QAM	23095	8RB#7	20.71	21.56	34.77	PASS
BAND12	3MHz	64QAM	23095	15RB#0	20.47	21.32	34.77	PASS
BAND12	3MHz	64QAM	23165	1RB#0	21.79	22.64	34.77	PASS
BAND12	3MHz	64QAM	23165	1RB#14	21.64	22.49	34.77	PASS
BAND12	3MHz	64QAM	23165	1RB#8	21.73	22.58	34.77	PASS
BAND12	3MHz	64QAM	23165	8RB#0	20.57	21.42	34.77	PASS
BAND12	3MHz	64QAM	23165	8RB#4	20.58	21.43	34.77	PASS
BAND12	3MHz	64QAM	23165	8RB#7	20.81	21.66	34.77	PASS
BAND12	3MHz	64QAM	23165	15RB#0	20.88	21.73	34.77	PASS
BAND12	5MHz	QPSK	23035	1RB#0	23.35	24.20	34.77	PASS
BAND12	5MHz	QPSK	23035	1RB#12	23.38	24.23	34.77	PASS
BAND12	5MHz	QPSK	23035	1RB#24	23.52	24.37	34.77	PASS
BAND12	5MHz	QPSK	23035	12RB#0	22.41	23.26	34.77	PASS
BAND12	5MHz	QPSK	23035	12RB#13	22.60	23.45	34.77	PASS
BAND12	5MHz	QPSK	23035	12RB#6	22.52	23.37	34.77	PASS
BAND12	5MHz	QPSK	23035	25RB#0	22.50	23.35	34.77	PASS
BAND12	5MHz	QPSK	23095	1RB#0	23.60	24.45	34.77	PASS
BAND12	5MHz	QPSK	23095	1RB#12	23.51	24.36	34.77	PASS
BAND12	5MHz	QPSK	23095	1RB#24	23.73	24.58	34.77	PASS
BAND12	5MHz	QPSK	23095	12RB#0	22.65	23.50	34.77	PASS
BAND12	5MHz	QPSK	23095	12RB#13	22.74	23.59	34.77	PASS
BAND12	5MHz	QPSK	23095	12RB#6	22.62	23.47	34.77	PASS
BAND12	5MHz	QPSK	23095	25RB#0	22.64	23.49	34.77	PASS
BAND12	5MHz	QPSK	23155	1RB#0	23.85	24.70	34.77	PASS
BAND12	5MHz	QPSK	23155	1RB#12	23.85	24.70	34.77	PASS
BAND12	5MHz	QPSK	23155	1RB#24	23.95	24.80	34.77	PASS
BAND12	5MHz	QPSK	23155	12RB#0	22.97	23.82	34.77	PASS
BAND12	5MHz	QPSK	23155	12RB#13	22.99	23.84	34.77	PASS
BAND12	5MHz	QPSK	23155	12RB#6	22.86	23.71	34.77	PASS
BAND12	5MHz	QPSK	23155	25RB#0	22.92	23.77	34.77	PASS
BAND12	5MHz	16QAM	23035	1RB#0	22.55	23.40	34.77	PASS
BAND12	5MHz	16QAM	23035	1RB#12	22.45	23.30	34.77	PASS
BAND12	5MHz	16QAM	23035	1RB#24	22.56	23.41	34.77	PASS
BAND12	5MHz	16QAM	23035	12RB#0	21.44	22.29	34.77	PASS
BAND12	5MHz	16QAM	23035	12RB#13	21.65	22.50	34.77	PASS
BAND12	5MHz	16QAM	23035	12RB#6	21.54	22.39	34.77	PASS
BAND12	5MHz	16QAM	23035	25RB#0	21.55	22.40	34.77	PASS
BAND12	5MHz	16QAM	23095	1RB#0	22.72	23.57	34.77	PASS
BAND12	5MHz	16QAM	23095	1RB#12	22.75	23.60	34.77	PASS
BAND12	5MHz	16QAM	23095	1RB#24	22.90	23.75	34.77	PASS

This document is issued by the Company subject to its General Conditions of Service printed overleaf, available on request or accessible at <http://www.sgs.com/en/Terms-and-Conditions.aspx> and, for electronic format documents, subject to Terms and Conditions for Electronic Documents at <http://www.sgs.com/en/Terms-and-Conditions/Terms-e-Document.aspx>. Attention is drawn to the limitation of liability, indemnification and jurisdiction issues defined therein. Any holder of this document is advised that information contained hereon reflects the Company's findings at the time of its intervention only and within the limits of Client's instructions, if any. The Company's sole responsibility is to its Client and this document does not exonerate parties to a transaction from exercising all their rights and obligations under the transaction documents. This document cannot be reproduced except in full, without prior written approval of the Company. Any unauthorized alteration, forgery or falsification of the content or appearance of this document is unlawful and offenders may be prosecuted to the fullest extent of the law. Unless otherwise stated the results shown in this test report refer only to the sample(s) tested and such sample(s) are retained for 30 days only.



SGS-CSTC Standards Technical Services Co., Ltd.
Shenzhen Branch

Report No.: SZEM180500437001

Page: 7 of 58

BAND12	5MHz	16QAM	23095	12RB#0	21.73	22.58	34.77	PASS
BAND12	5MHz	16QAM	23095	12RB#13	21.81	22.66	34.77	PASS
BAND12	5MHz	16QAM	23095	12RB#6	21.72	22.57	34.77	PASS
BAND12	5MHz	16QAM	23095	25RB#0	21.69	22.54	34.77	PASS
BAND12	5MHz	16QAM	23155	1RB#0	22.97	23.82	34.77	PASS
BAND12	5MHz	16QAM	23155	1RB#12	22.89	23.74	34.77	PASS
BAND12	5MHz	16QAM	23155	1RB#24	22.92	23.77	34.77	PASS
BAND12	5MHz	16QAM	23155	12RB#0	21.89	22.74	34.77	PASS
BAND12	5MHz	16QAM	23155	12RB#13	21.96	22.81	34.77	PASS
BAND12	5MHz	16QAM	23155	12RB#6	21.92	22.77	34.77	PASS
BAND12	5MHz	16QAM	23155	25RB#0	21.98	22.83	34.77	PASS
BAND12	5MHz	64QAM	23035	1RB#0	21.62	22.47	34.77	PASS
BAND12	5MHz	64QAM	23035	1RB#12	21.50	22.35	34.77	PASS
BAND12	5MHz	64QAM	23035	1RB#24	21.56	22.41	34.77	PASS
BAND12	5MHz	64QAM	23035	12RB#0	20.59	21.44	34.77	PASS
BAND12	5MHz	64QAM	23035	12RB#13	20.47	21.32	34.77	PASS
BAND12	5MHz	64QAM	23035	12RB#6	20.35	21.20	34.77	PASS
BAND12	5MHz	64QAM	23035	25RB#0	20.68	21.53	34.77	PASS
BAND12	5MHz	64QAM	23095	1RB#0	21.54	22.39	34.77	PASS
BAND12	5MHz	64QAM	23095	1RB#12	21.74	22.59	34.77	PASS
BAND12	5MHz	64QAM	23095	1RB#24	21.94	22.79	34.77	PASS
BAND12	5MHz	64QAM	23095	12RB#0	20.87	21.72	34.77	PASS
BAND12	5MHz	64QAM	23095	12RB#13	20.79	21.64	34.77	PASS
BAND12	5MHz	64QAM	23095	12RB#6	20.69	21.54	34.77	PASS
BAND12	5MHz	64QAM	23095	25RB#0	20.61	21.46	34.77	PASS
BAND12	5MHz	64QAM	23155	1RB#0	21.91	22.76	34.77	PASS
BAND12	5MHz	64QAM	23155	1RB#12	21.93	22.78	34.77	PASS
BAND12	5MHz	64QAM	23155	1RB#24	21.89	22.74	34.77	PASS
BAND12	5MHz	64QAM	23155	12RB#0	20.72	21.57	34.77	PASS
BAND12	5MHz	64QAM	23155	12RB#13	20.78	21.63	34.77	PASS
BAND12	5MHz	64QAM	23155	12RB#6	20.92	21.77	34.77	PASS
BAND12	5MHz	64QAM	23155	25RB#0	20.89	21.74	34.77	PASS
BAND12	10MHz	QPSK	23060	1RB#0	23.44	24.29	34.77	PASS
BAND12	10MHz	QPSK	23060	1RB#24	23.63	24.48	34.77	PASS
BAND12	10MHz	QPSK	23060	1RB#49	23.78	24.63	34.77	PASS
BAND12	10MHz	QPSK	23060	25RB#0	22.60	23.45	34.77	PASS
BAND12	10MHz	QPSK	23060	25RB#12	22.64	23.49	34.77	PASS
BAND12	10MHz	QPSK	23060	25RB#25	22.70	23.55	34.77	PASS
BAND12	10MHz	QPSK	23060	50RB#0	22.71	23.56	34.77	PASS
BAND12	10MHz	QPSK	23095	1RB#0	23.63	24.48	34.77	PASS
BAND12	10MHz	QPSK	23095	1RB#24	23.76	24.61	34.77	PASS

This document is issued by the Company subject to its General Conditions of Service printed overleaf, available on request or accessible at <http://www.sgs.com/en/Terms-and-Conditions.aspx> and, for electronic format documents, subject to Terms and Conditions for Electronic Documents at <http://www.sgs.com/en/Terms-and-Conditions/Terms-e-Document.aspx>. Attention is drawn to the limitation of liability, indemnification and jurisdiction issues defined therein. Any holder of this document is advised that information contained hereon reflects the Company's findings at the time of its intervention only and within the limits of Client's instructions, if any. The Company's sole responsibility is to its Client and this document does not exonerate parties to a transaction from exercising all their rights and obligations under the transaction documents. This document cannot be reproduced except in full, without prior written approval of the Company. Any unauthorized alteration, forgery or falsification of the content or appearance of this document is unlawful and offenders may be prosecuted to the fullest extent of the law. Unless otherwise stated the results shown in this test report refer only to the sample(s) tested and such sample(s) are retained for 30 days only.



SGS-CSTC Standards Technical Services Co., Ltd.
Shenzhen Branch

Report No.: SZEM180500437001

Page: 8 of 58

BAND12	10MHz	QPSK	23095	1RB#49	23.85	24.70	34.77	PASS
BAND12	10MHz	QPSK	23095	25RB#0	22.74	23.59	34.77	PASS
BAND12	10MHz	QPSK	23095	25RB#12	22.70	23.55	34.77	PASS
BAND12	10MHz	QPSK	23095	25RB#25	22.86	23.71	34.77	PASS
BAND12	10MHz	QPSK	23095	50RB#0	22.69	23.54	34.77	PASS
BAND12	10MHz	QPSK	23130	1RB#0	23.75	24.60	34.77	PASS
BAND12	10MHz	QPSK	23130	1RB#24	23.87	24.72	34.77	PASS
BAND12	10MHz	QPSK	23130	1RB#49	23.93	24.78	34.77	PASS
BAND12	10MHz	QPSK	23130	25RB#0	22.83	23.68	34.77	PASS
BAND12	10MHz	QPSK	23130	25RB#12	22.85	23.70	34.77	PASS
BAND12	10MHz	QPSK	23130	25RB#25	22.85	23.70	34.77	PASS
BAND12	10MHz	QPSK	23130	50RB#0	22.88	23.73	34.77	PASS
BAND12	10MHz	16QAM	23060	1RB#0	22.58	23.43	34.77	PASS
BAND12	10MHz	16QAM	23060	1RB#24	22.69	23.54	34.77	PASS
BAND12	10MHz	16QAM	23060	1RB#49	22.91	23.76	34.77	PASS
BAND12	10MHz	16QAM	23060	25RB#0	21.68	22.53	34.77	PASS
BAND12	10MHz	16QAM	23060	25RB#12	21.71	22.56	34.77	PASS
BAND12	10MHz	16QAM	23060	25RB#25	21.77	22.62	34.77	PASS
BAND12	10MHz	16QAM	23060	50RB#0	21.73	22.58	34.77	PASS
BAND12	10MHz	16QAM	23095	1RB#0	22.72	23.57	34.77	PASS
BAND12	10MHz	16QAM	23095	1RB#24	22.80	23.65	34.77	PASS
BAND12	10MHz	16QAM	23095	1RB#49	22.85	23.70	34.77	PASS
BAND12	10MHz	16QAM	23095	25RB#0	21.80	22.65	34.77	PASS
BAND12	10MHz	16QAM	23095	25RB#12	21.75	22.60	34.77	PASS
BAND12	10MHz	16QAM	23095	25RB#25	21.92	22.77	34.77	PASS
BAND12	10MHz	16QAM	23095	50RB#0	21.74	22.59	34.77	PASS
BAND12	10MHz	16QAM	23130	1RB#0	22.95	23.80	34.77	PASS
BAND12	10MHz	16QAM	23130	1RB#24	22.89	23.74	34.77	PASS
BAND12	10MHz	16QAM	23130	1RB#49	22.99	23.84	34.77	PASS
BAND12	10MHz	16QAM	23130	25RB#0	21.90	22.75	34.77	PASS
BAND12	10MHz	16QAM	23130	25RB#12	21.90	22.75	34.77	PASS
BAND12	10MHz	16QAM	23130	25RB#25	21.91	22.76	34.77	PASS
BAND12	10MHz	16QAM	23130	50RB#0	21.91	22.76	34.77	PASS
BAND12	10MHz	64QAM	23060	1RB#0	21.46	22.31	34.77	PASS
BAND12	10MHz	64QAM	23060	1RB#24	21.63	22.48	34.77	PASS
BAND12	10MHz	64QAM	23060	1RB#49	21.74	22.59	34.77	PASS
BAND12	10MHz	64QAM	23060	25RB#0	20.64	21.49	34.77	PASS
BAND12	10MHz	64QAM	23060	25RB#12	20.52	21.37	34.77	PASS
BAND12	10MHz	64QAM	23060	25RB#25	20.59	21.44	34.77	PASS
BAND12	10MHz	64QAM	23060	50RB#0	20.76	21.61	34.77	PASS
BAND12	10MHz	64QAM	23095	1RB#0	21.91	22.76	34.77	PASS

This document is issued by the Company subject to its General Conditions of Service printed overleaf, available on request or accessible at <http://www.sgs.com/en/Terms-and-Conditions.aspx> and, for electronic format documents, subject to Terms and Conditions for Electronic Documents at <http://www.sgs.com/en/Terms-and-Conditions/Terms-e-Document.aspx>. Attention is drawn to the limitation of liability, indemnification and jurisdiction issues defined therein. Any holder of this document is advised that information contained hereon reflects the Company's findings at the time of its intervention only and within the limits of Client's instructions, if any. The Company's sole responsibility is to its Client and this document does not exonerate parties to a transaction from exercising all their rights and obligations under the transaction documents. This document cannot be reproduced except in full, without prior written approval of the Company. Any unauthorized alteration, forgery or falsification of the content or appearance of this document is unlawful and offenders may be prosecuted to the fullest extent of the law. Unless otherwise stated the results shown in this test report refer only to the sample(s) tested and such sample(s) are retained for 30 days only.



SGS-CSTC Standards Technical Services Co., Ltd.
Shenzhen Branch

Report No.: SZEM180500437001

Page: 9 of 58

BAND12	10MHz	64QAM	23095	1RB#24	21.78	22.63	34.77	PASS
BAND12	10MHz	64QAM	23095	1RB#49	21.83	22.68	34.77	PASS
BAND12	10MHz	64QAM	23095	25RB#0	20.66	21.51	34.77	PASS
BAND12	10MHz	64QAM	23095	25RB#12	20.58	21.43	34.77	PASS
BAND12	10MHz	64QAM	23095	25RB#25	20.78	21.63	34.77	PASS
BAND12	10MHz	64QAM	23095	50RB#0	20.66	21.51	34.77	PASS
BAND12	10MHz	64QAM	23130	1RB#0	21.83	22.68	34.77	PASS
BAND12	10MHz	64QAM	23130	1RB#24	21.85	22.70	34.77	PASS
BAND12	10MHz	64QAM	23130	1RB#49	21.99	22.84	34.77	PASS
BAND12	10MHz	64QAM	23130	25RB#0	20.94	21.79	34.77	PASS
BAND12	10MHz	64QAM	23130	25RB#12	20.89	21.74	34.77	PASS
BAND12	10MHz	64QAM	23130	25RB#25	20.83	21.68	34.77	PASS
BAND12	10MHz	64QAM	23130	50RB#0	20.73	21.58	34.77	PASS

Note:

a: For getting the EIRP (Efficient Isotropic Radiated Power) in substitution method, the following formula should be taken to calculate it,

$$\text{ERP [dBm]} = \text{SGP [dBm]} - \text{Cable Loss [dB]} + \text{Gain [dBd]}$$

$$\text{EIRP [dBm]} = \text{SGP [dBm]} - \text{Cable Loss [dB]} + \text{Gain [dBi]}$$

b: SGP=Signal Generator Level

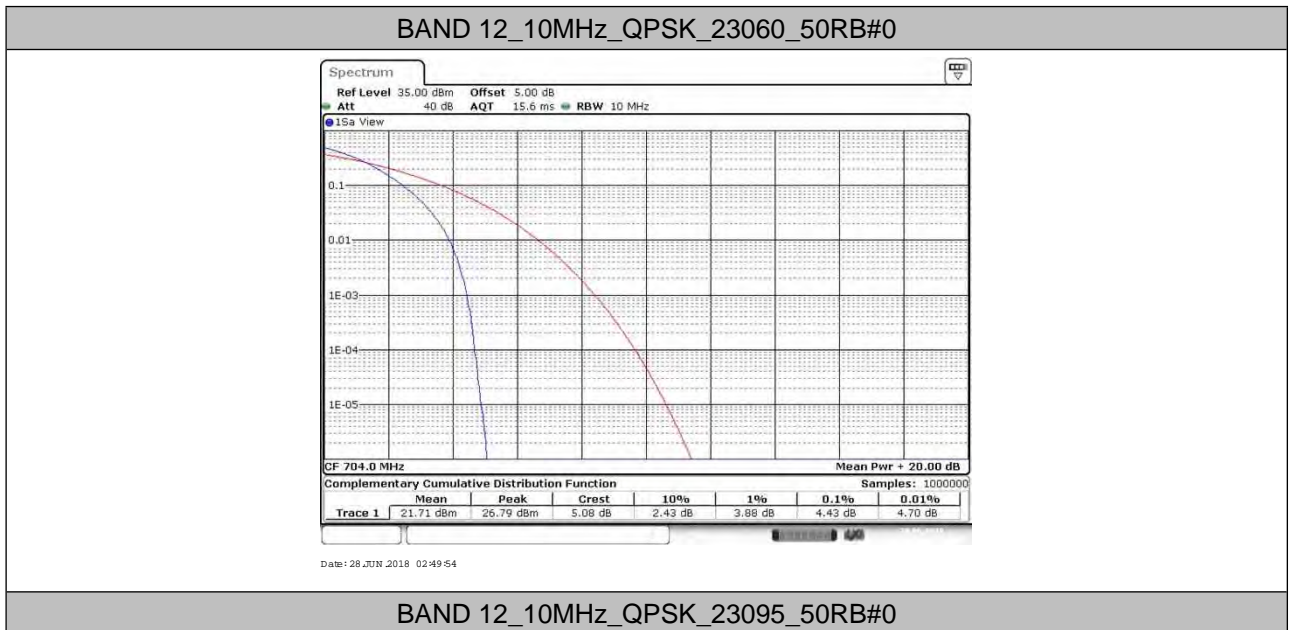


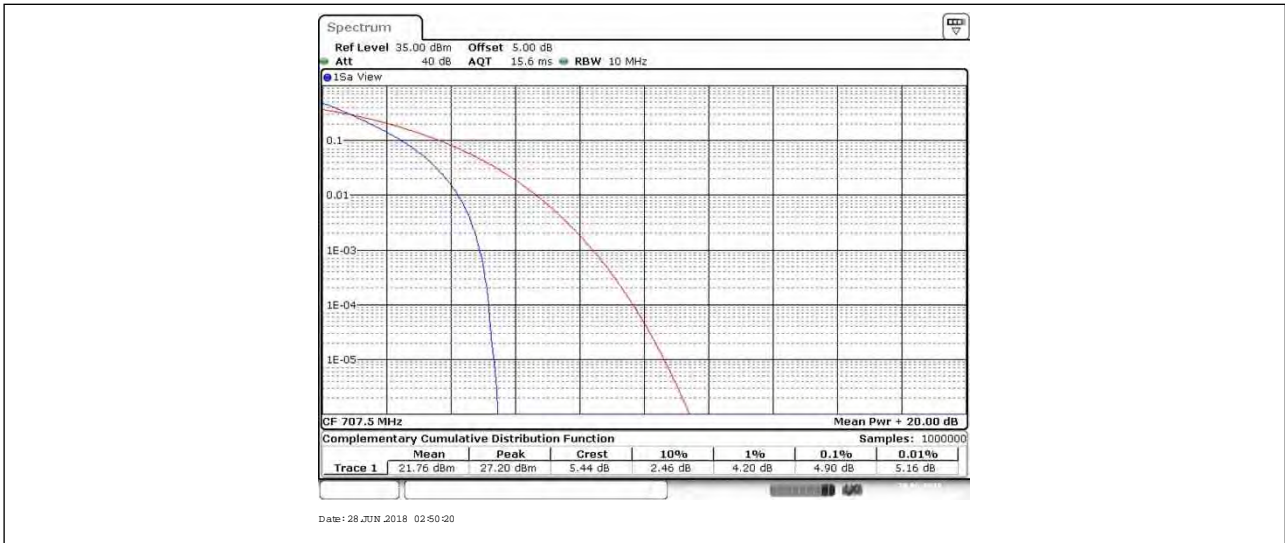
2. Peak-to-Average Ratio(CCDF)

2.1. Test Result

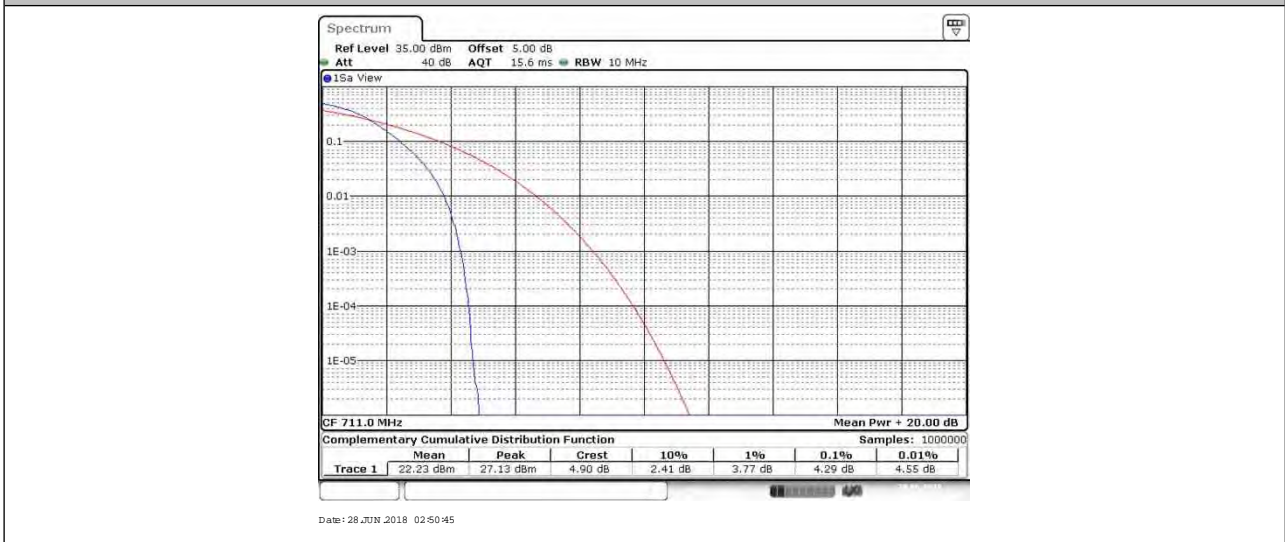
BAND	Bandwidth	Modulation	Channel	RB Configuration	Result(dB)	Limit(dB)	Verdict
BAND 12	10MHz	QPSK	23060	50RB#0	4.43	13	PASS
			23095	50RB#0	4.90	13	PASS
			23130	50RB#0	4.29	13	PASS
		16QAM	23060	50RB#0	4.81	13	PASS
			23095	50RB#0	5.39	13	PASS
			23130	50RB#0	4.84	13	PASS
		64QAM	23060	50RB#0	4.78	13	PASS
			23095	50RB#0	5.57	13	PASS
			23130	50RB#0	4.96	13	PASS

2.2. Test Plots

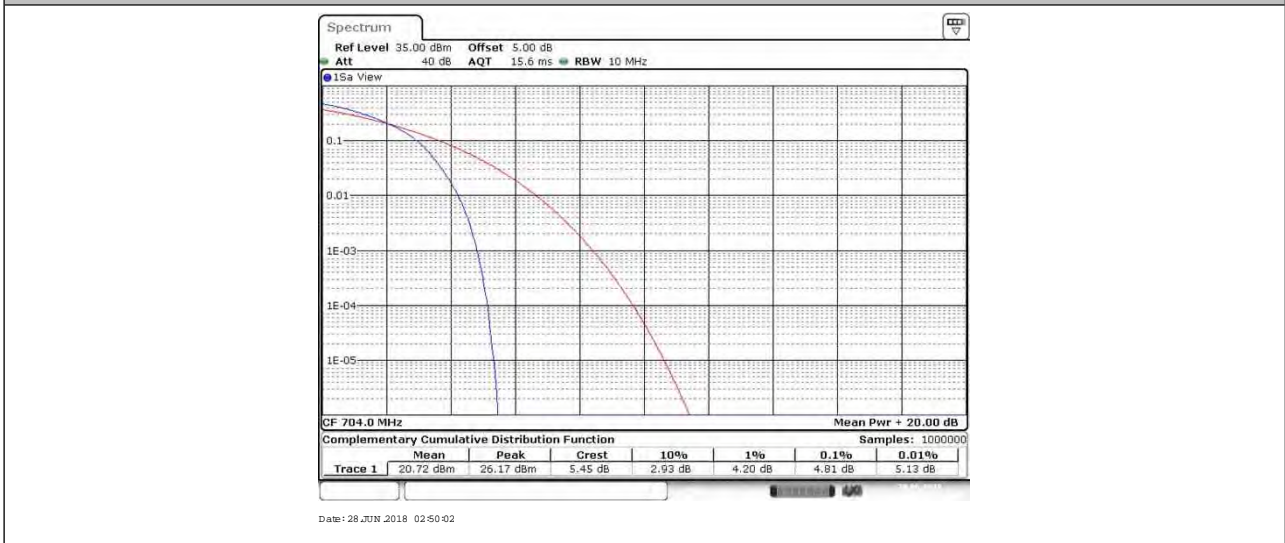




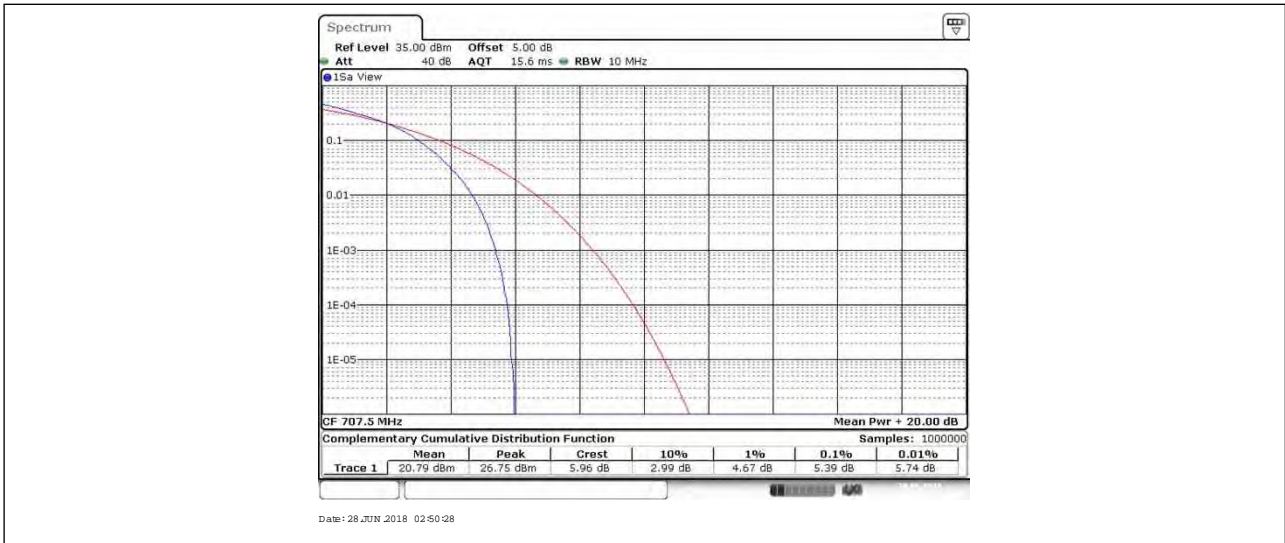
BAND 12_10MHz_QPSK_23130_50RB#0



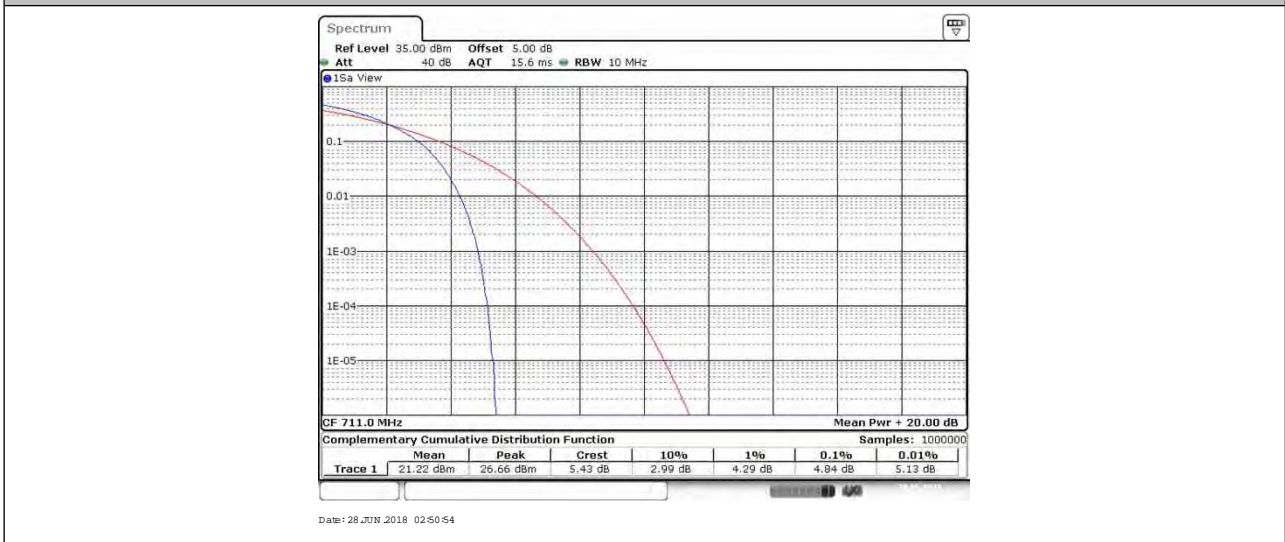
BAND 12_10MHz_16QAM_23060_50RB#0



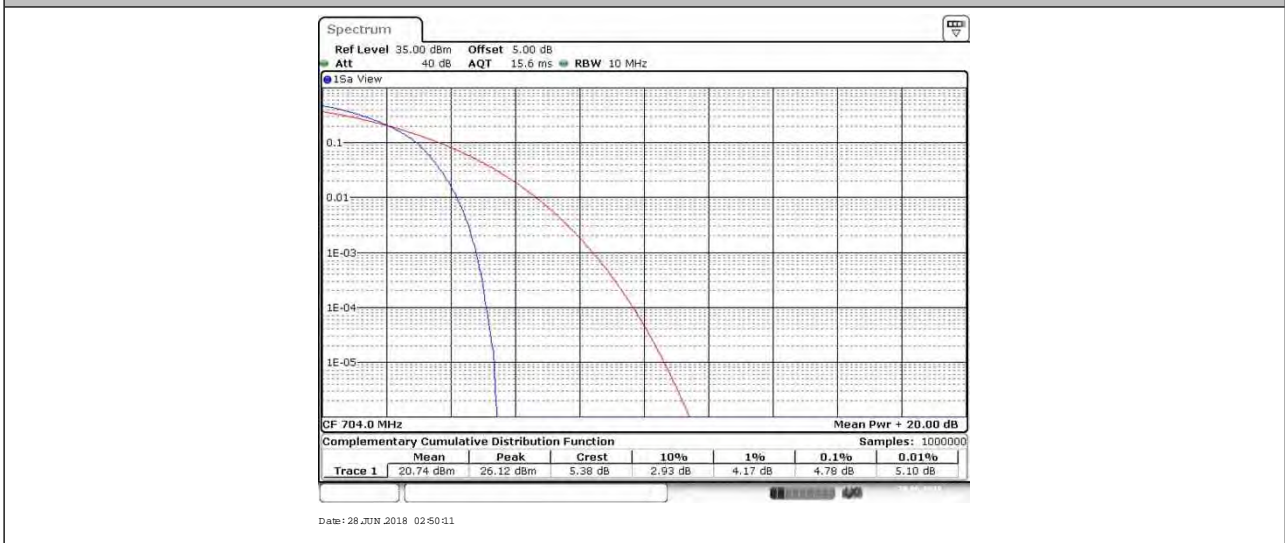
BAND 12_10MHz_16QAM_23095_50RB#0



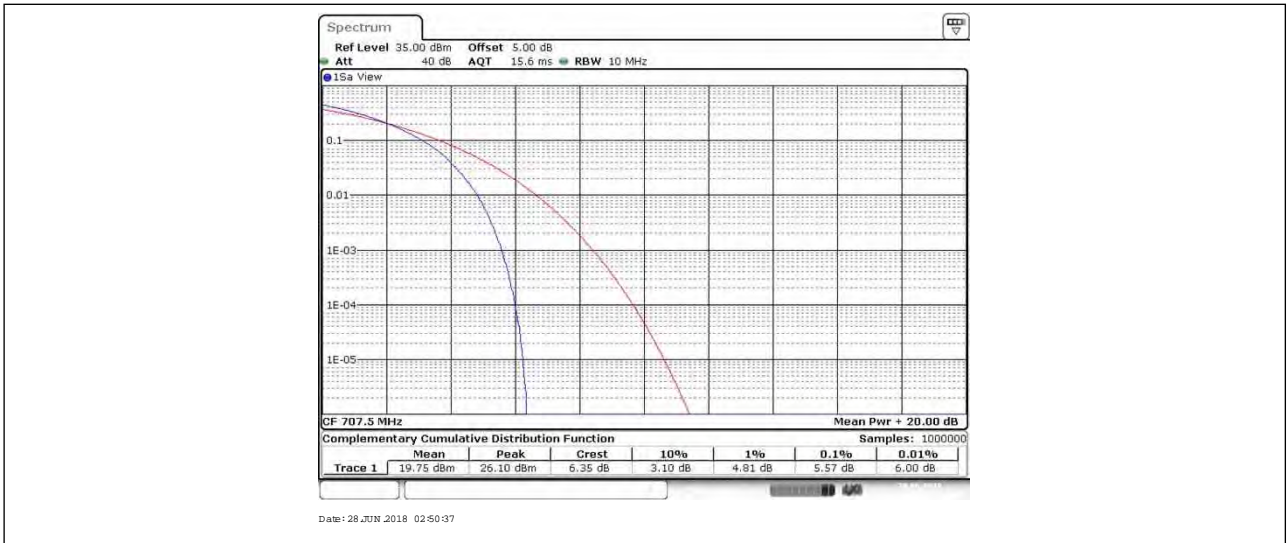
BAND 12_10MHz_16QAM_23130_50RB#0



BAND 12_10MHz_64QAM_23060_50RB#0



BAND 12_10MHz_64QAM_23095_50RB#0



BAND 12_10MHz_64QAM_23130_50RB#0

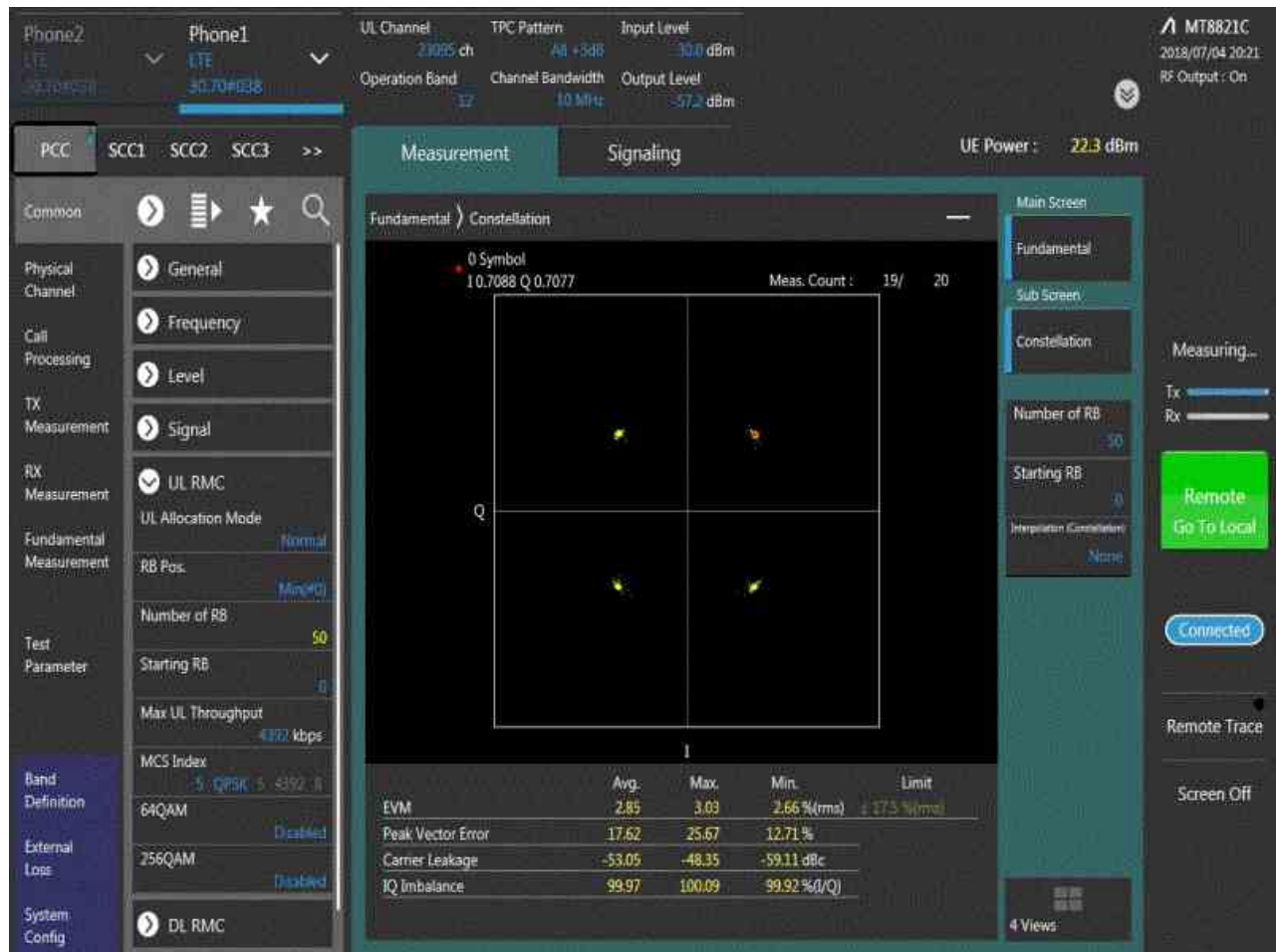


3. Modulation Characteristics

3.1. Test BAND = LTE BAND 12

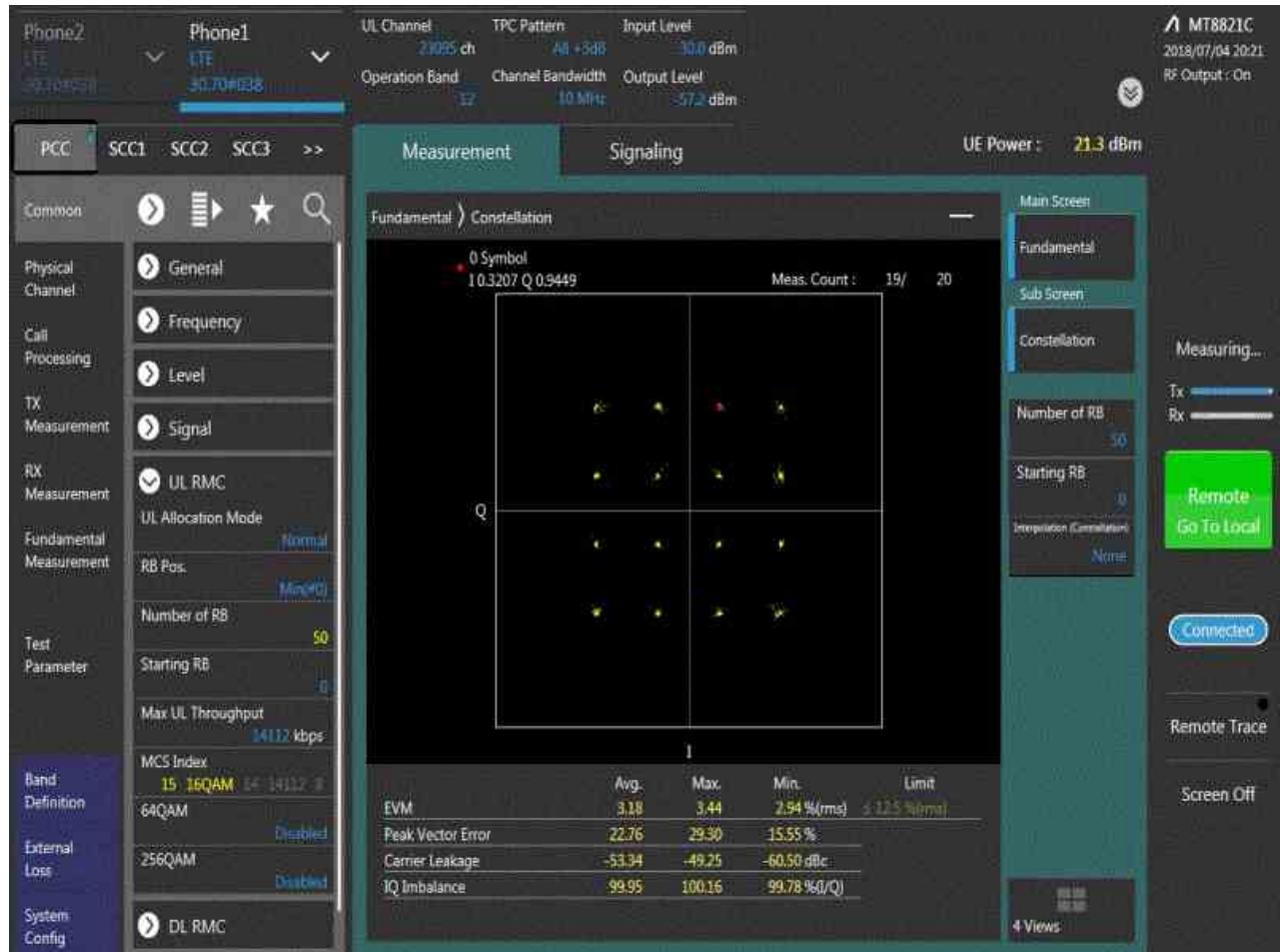
3.1.1. Test Mode = LTE /TM1 10MHz

3.1.1.1. Test Channel = MCH



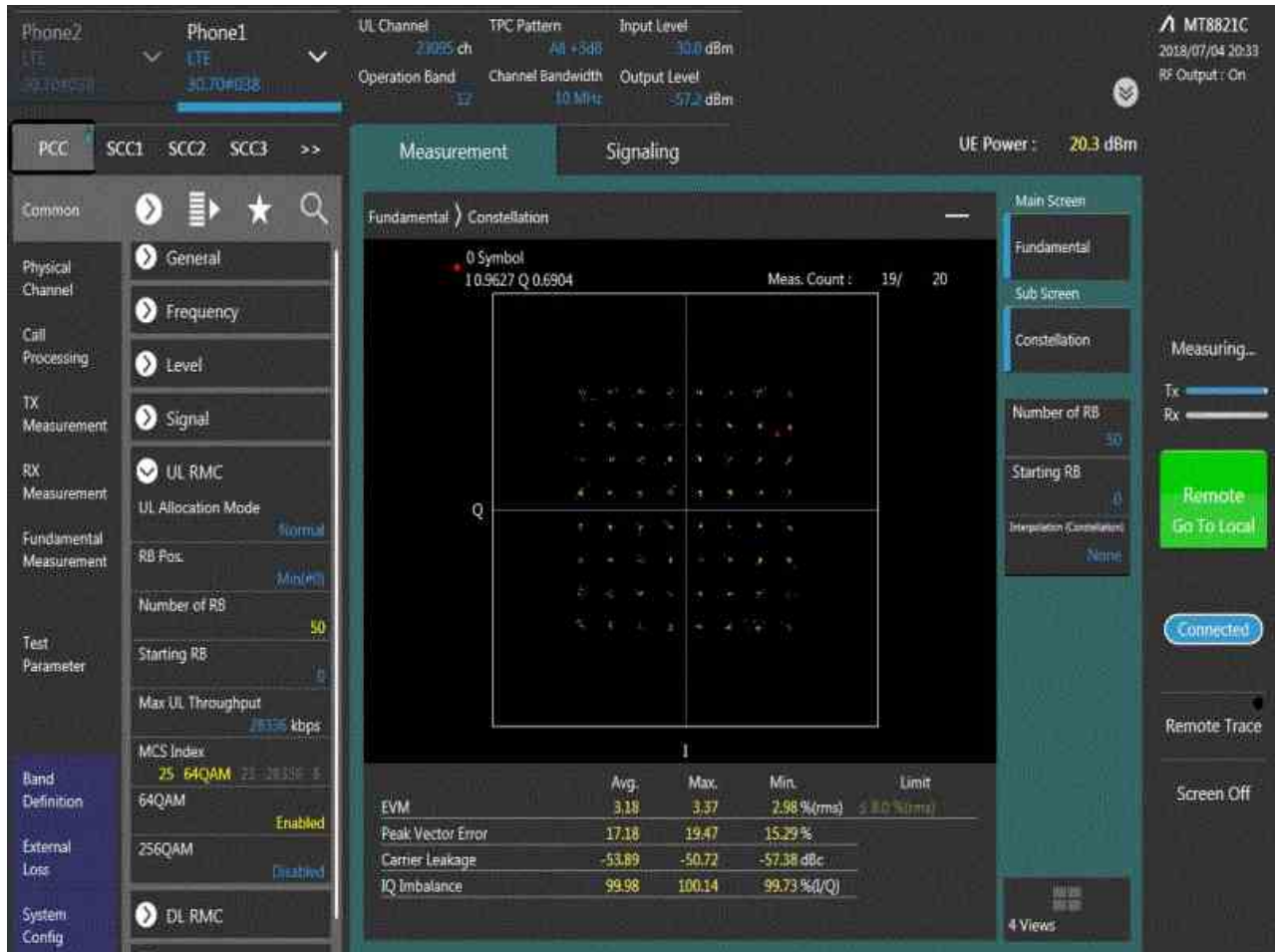
3.1.2. Test Mode = LTE /TM2 10MHz

3.1.2.1. Test Channel = MCH



3.1.1. Test Mode = LTE /TM3 10MHz

3.1.1.1. Test Channel = MCH





4. 26dB Bandwidth and Occupied Bandwidth

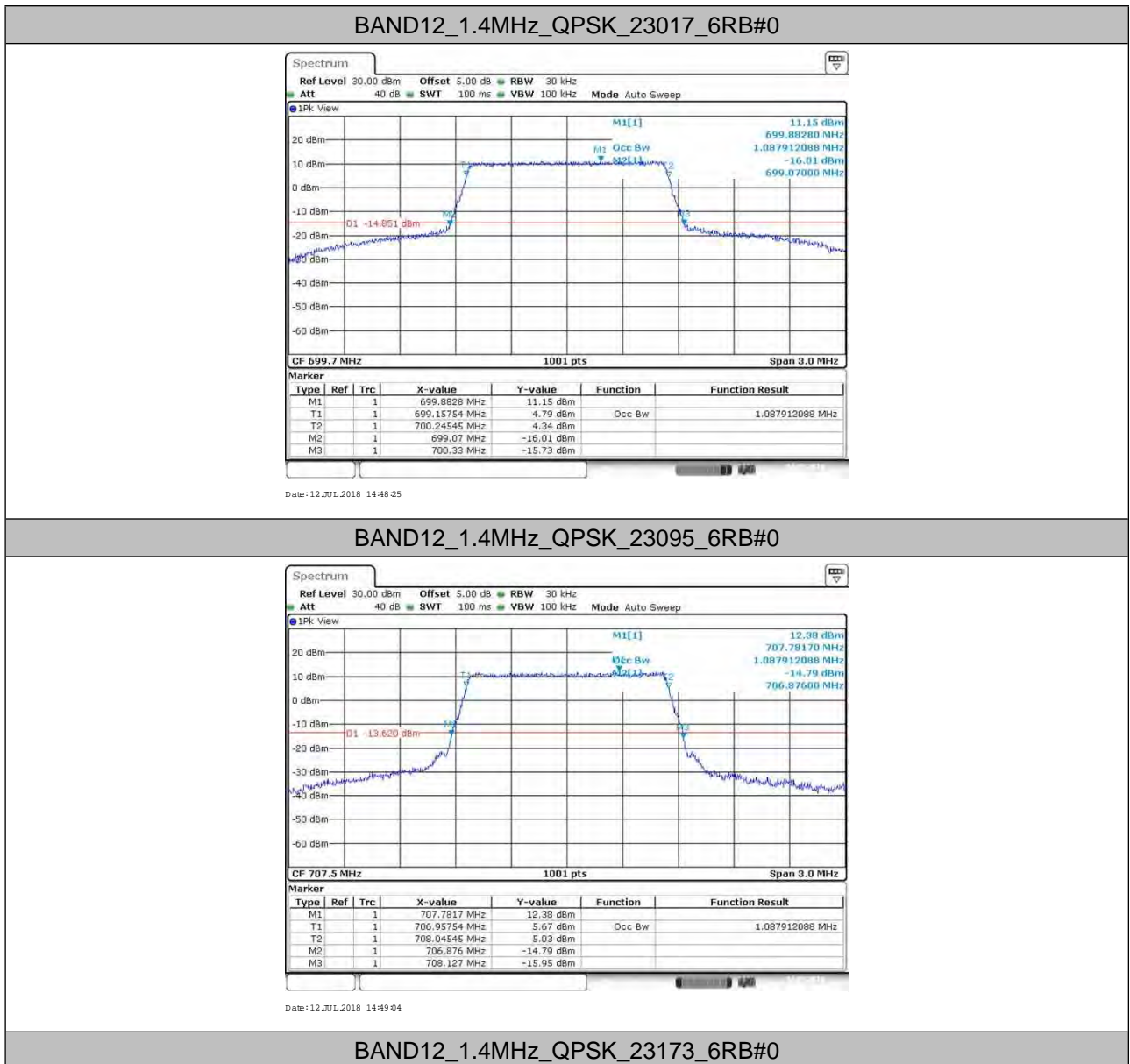
4.1. Test Result

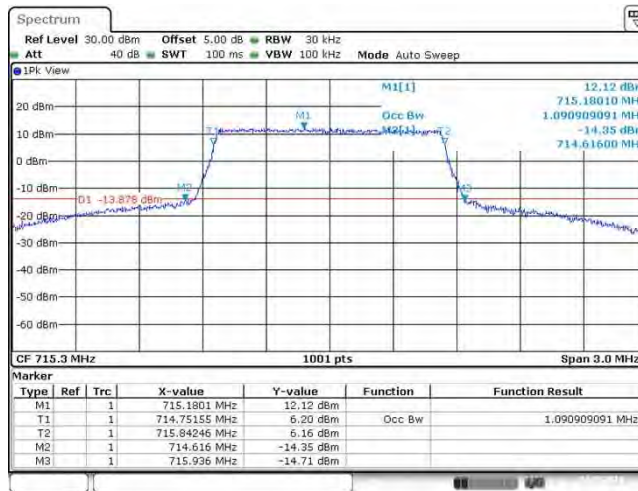
BAND	Bandwidth	Modulation	Channel	RB Configuration	Occupied Bandwidth (MHz)	26dB Bandwidth (MHz)	Verdict
BAND12	1.4MHz	QPSK	23017	6RB#0	1.088	1.260	PASS
			23095	6RB#0	1.088	1.251	PASS
			23173	6RB#0	1.091	1.320	PASS
		64QAM	23017	6RB#0	1.091	1.341	PASS
			23095	6RB#0	1.085	1.251	PASS
			23173	6RB#0	1.097	1.491	PASS
		16QAM	23017	6RB#0	1.091	1.473	PASS
			23095	6RB#0	1.088	1.245	PASS
			23173	6RB#0	1.094	1.533	PASS
	3MHz	QPSK	23025	15RB#0	2.685	3.000	PASS
			23095	15RB#0	2.685	2.988	PASS
			23165	15RB#0	2.697	3.156	PASS
		64QAM	23025	15RB#0	2.685	3.168	PASS
			23095	15RB#0	2.685	2.976	PASS
			23165	15RB#0	2.703	3.852	PASS
		16QAM	23025	15RB#0	2.691	3.288	PASS
			23095	15RB#0	2.685	2.976	PASS
			23165	15RB#0	2.697	3.654	PASS
	5MHz	QPSK	23035	25RB#0	4.456	4.890	PASS
			23095	25RB#0	4.466	4.870	PASS
			23155	25RB#0	4.466	4.940	PASS
		64QAM	23035	25RB#0	4.466	5.510	PASS
			23095	25RB#0	4.466	4.860	PASS
			23155	25RB#0	4.466	6.030	PASS
		16QAM	23035	25RB#0	4.466	5.550	PASS
			23095	25RB#0	4.466	4.860	PASS
			23155	25RB#0	4.466	5.790	PASS
	10MHz	QPSK	23060	50RB#0	8.931	10.060	PASS
			23095	50RB#0	8.971	10.220	PASS
			23130	50RB#0	8.891	9.900	PASS
64QAM		23060	50RB#0	8.951	10.220	PASS	
		23095	50RB#0	8.971	10.280	PASS	
		23130	50RB#0	8.891	10.040	PASS	



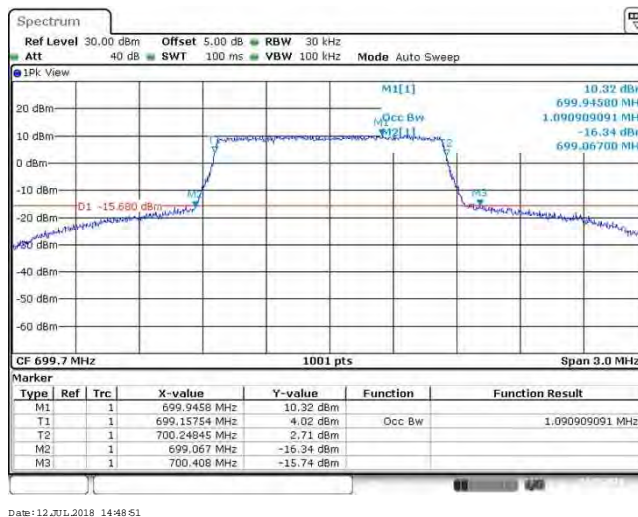
		16QAM	23060	50RB#0	8.971	10.320	PASS
			23095	50RB#0	8.971	10.220	PASS
			23130	50RB#0	8.891	10.000	PASS

4.2. Test Plots

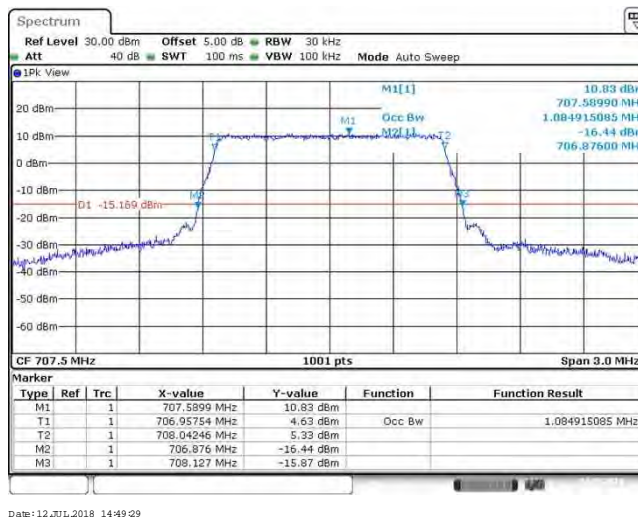




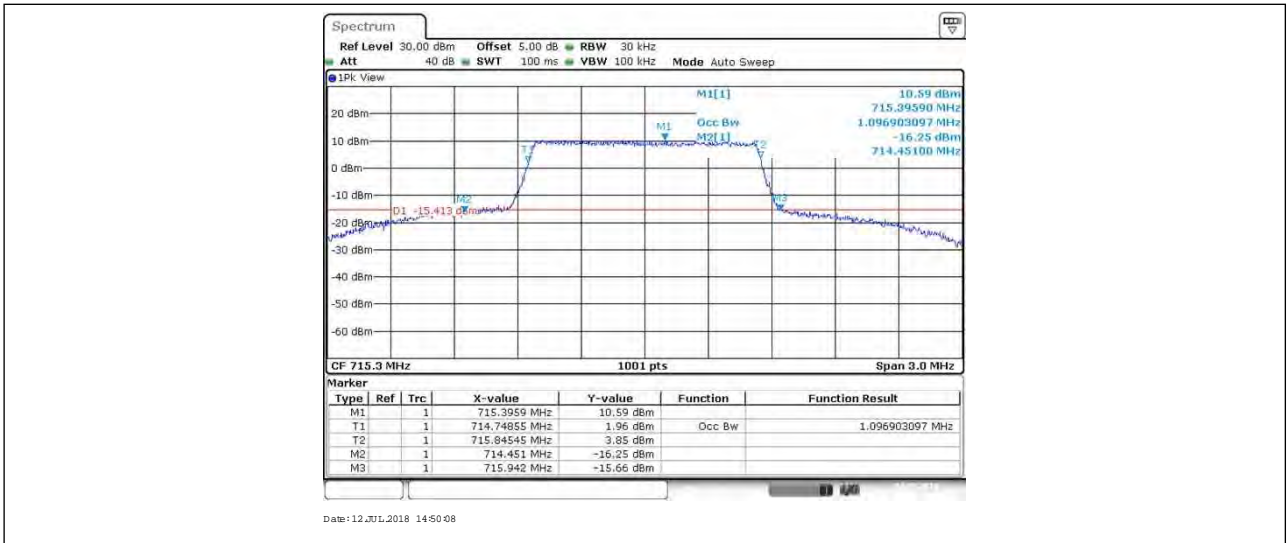
BAND12_1.4MHz_64QAM_23017_6RB#0



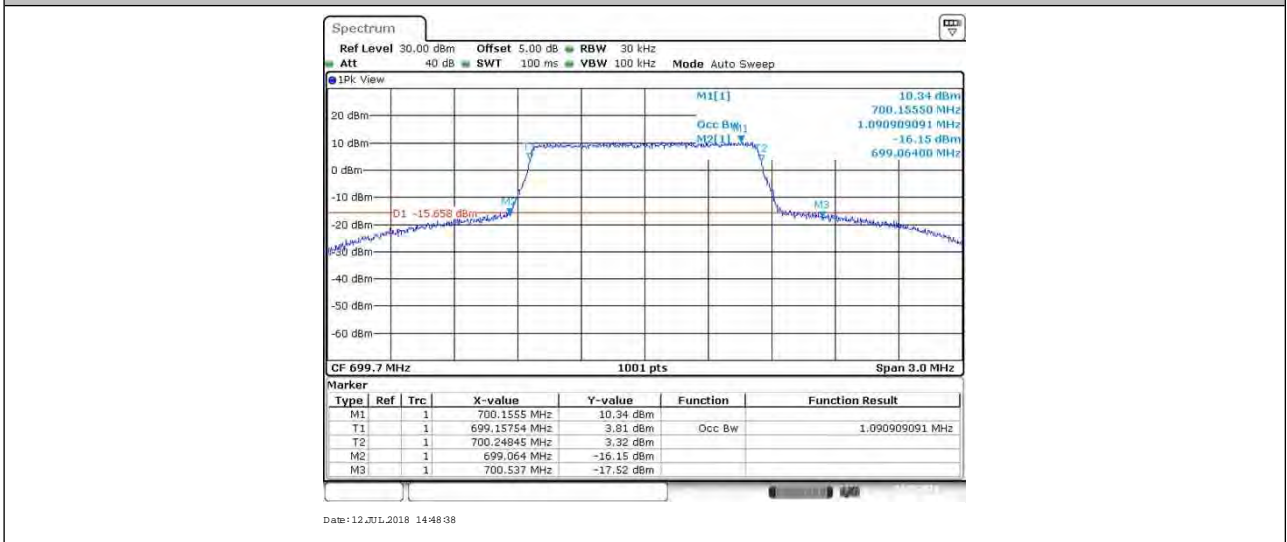
BAND12_1.4MHz_64QAM_23095_6RB#0



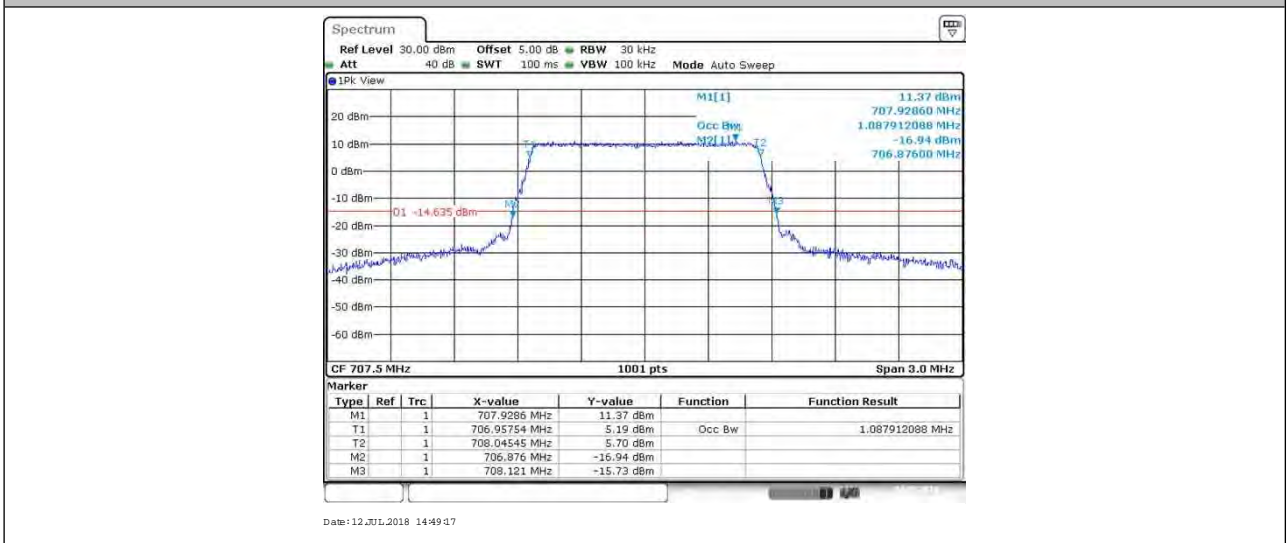
BAND12_1.4MHz_64QAM_23173_6RB#0



BAND12_1.4MHz_16QAM_23017_6RB#0



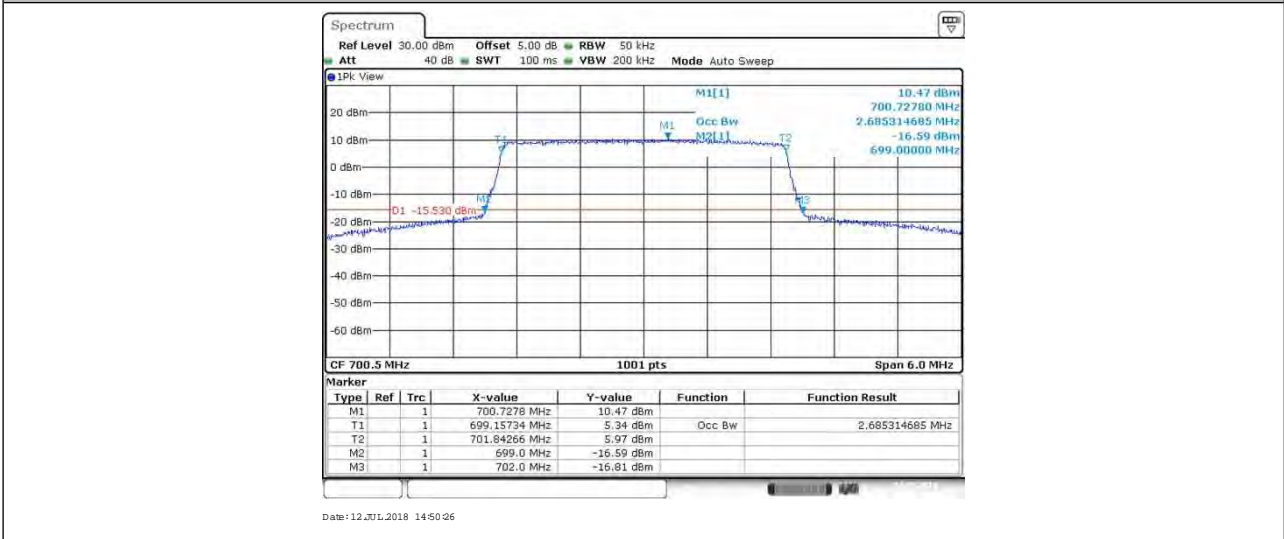
BAND12_1.4MHz_16QAM_23095_6RB#0



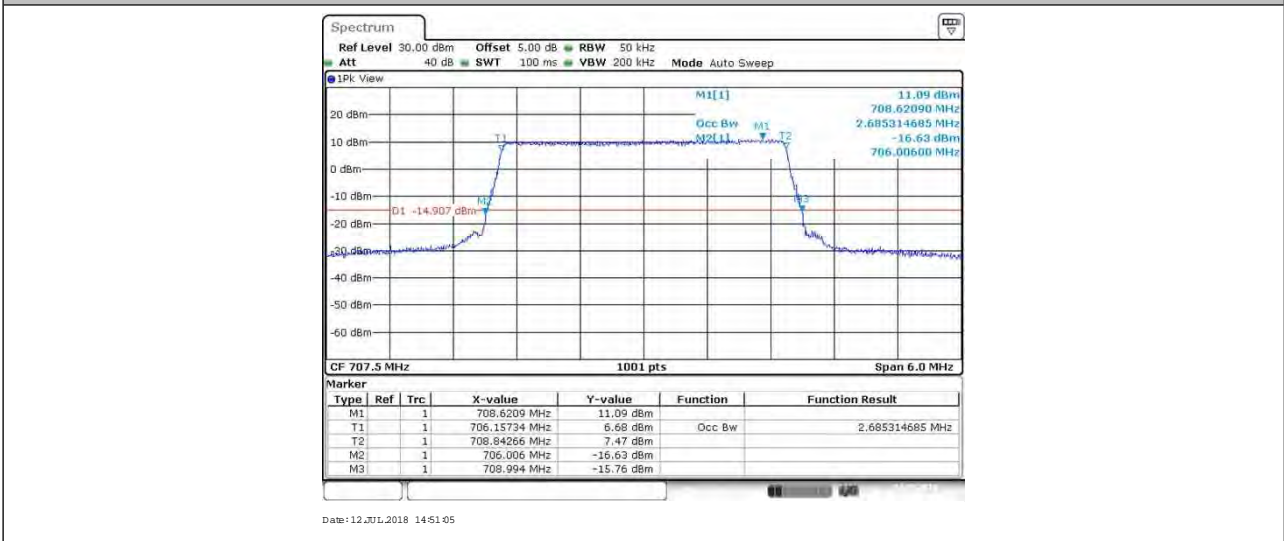
BAND12_1.4MHz_16QAM_23173_6RB#0



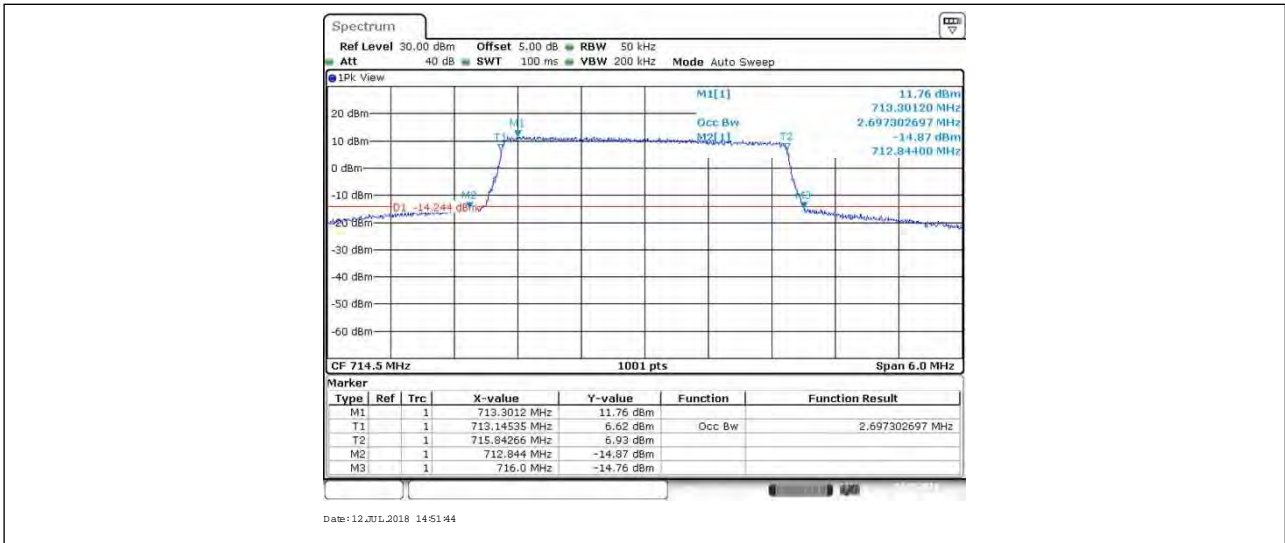
BAND12_3MHz_QPSK_23025_15RB#0



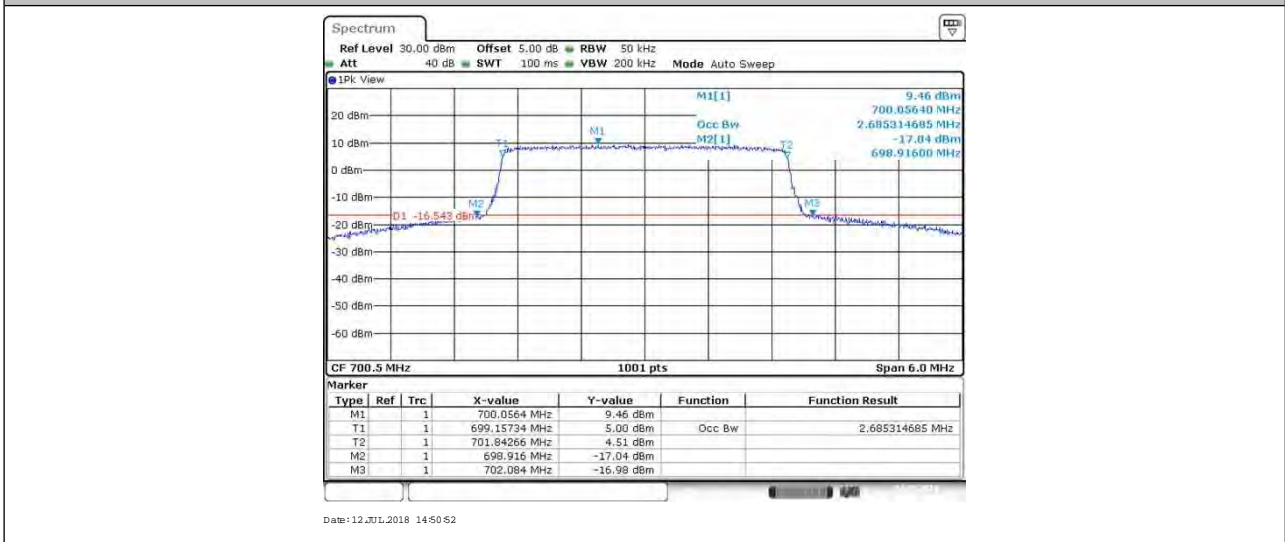
BAND12_3MHz_QPSK_23095_15RB#0



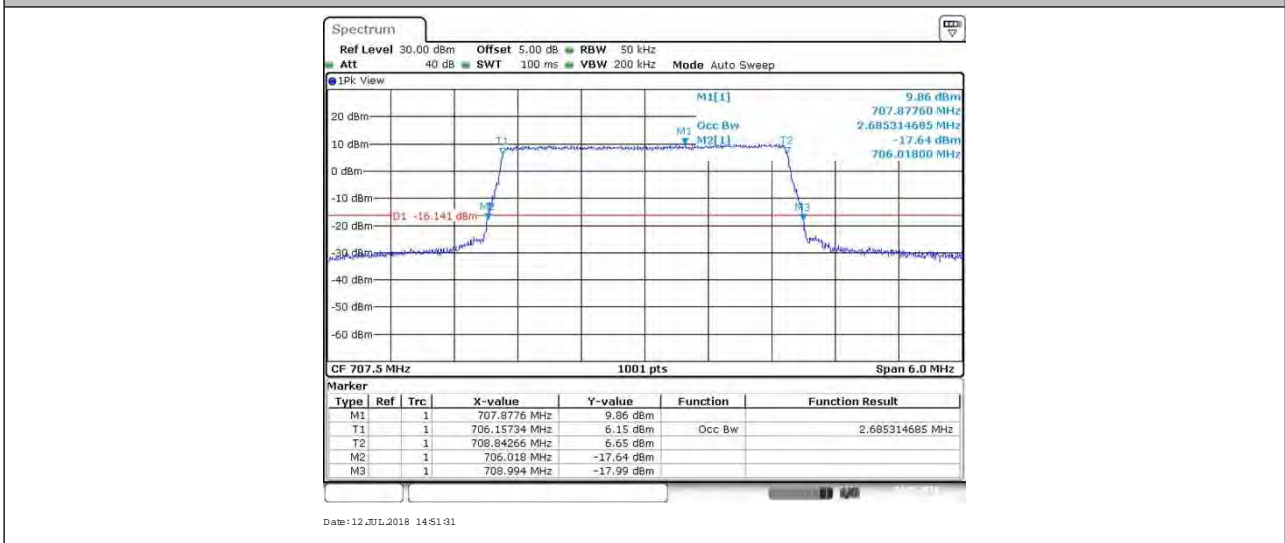
BAND12_3MHz_QPSK_23165_15RB#0



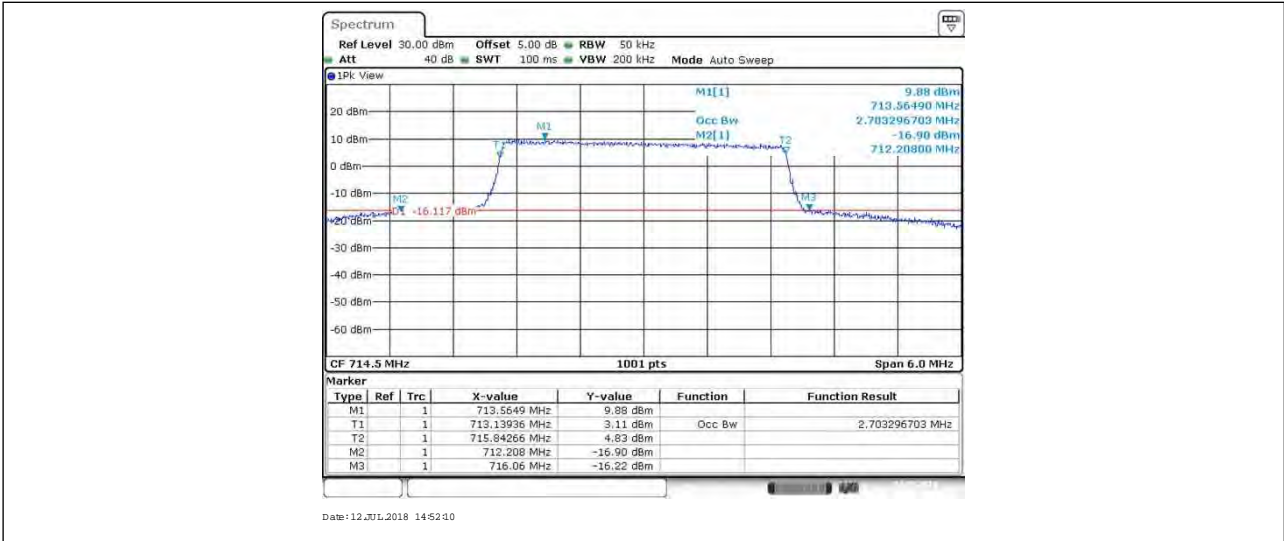
BAND12_3MHz_64QAM_23025_15RB#0



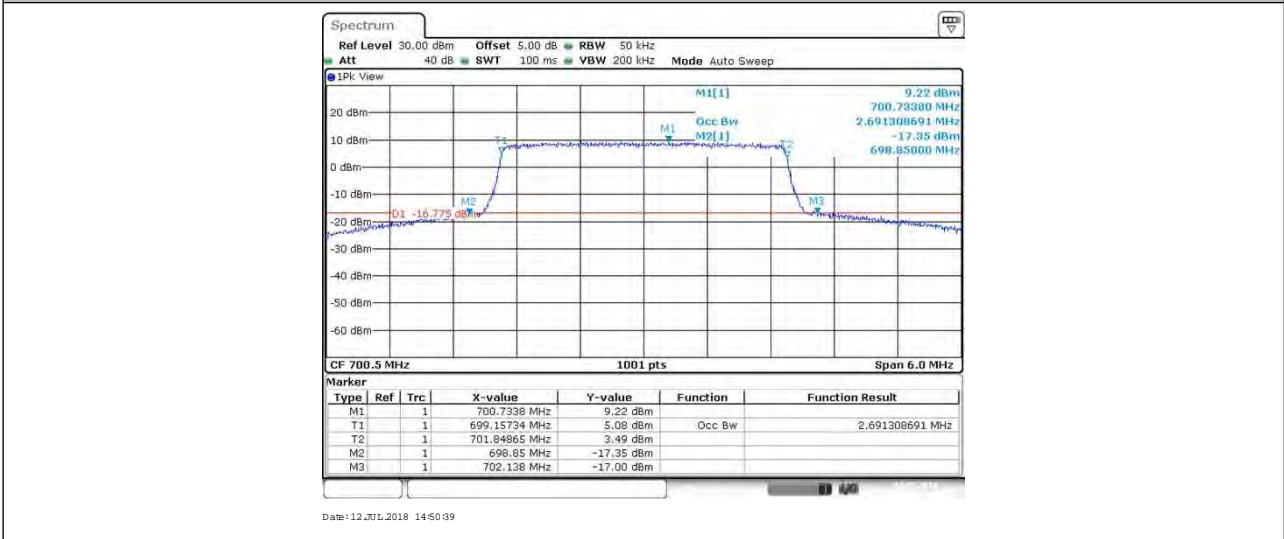
BAND12_3MHz_64QAM_23095_15RB#0



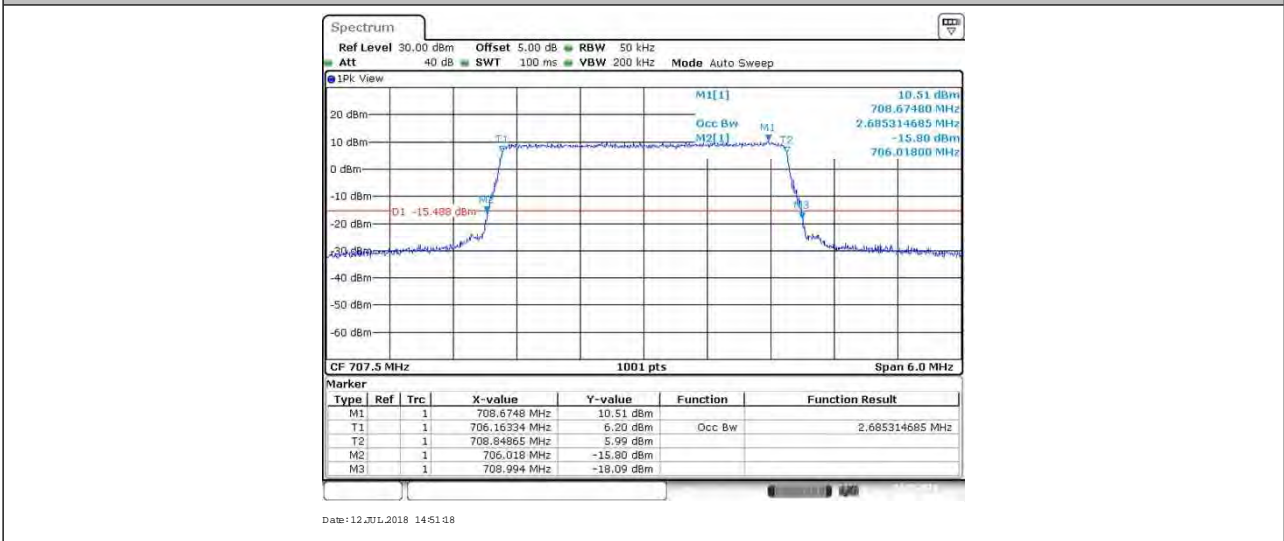
BAND12_3MHz_64QAM_23165_15RB#0



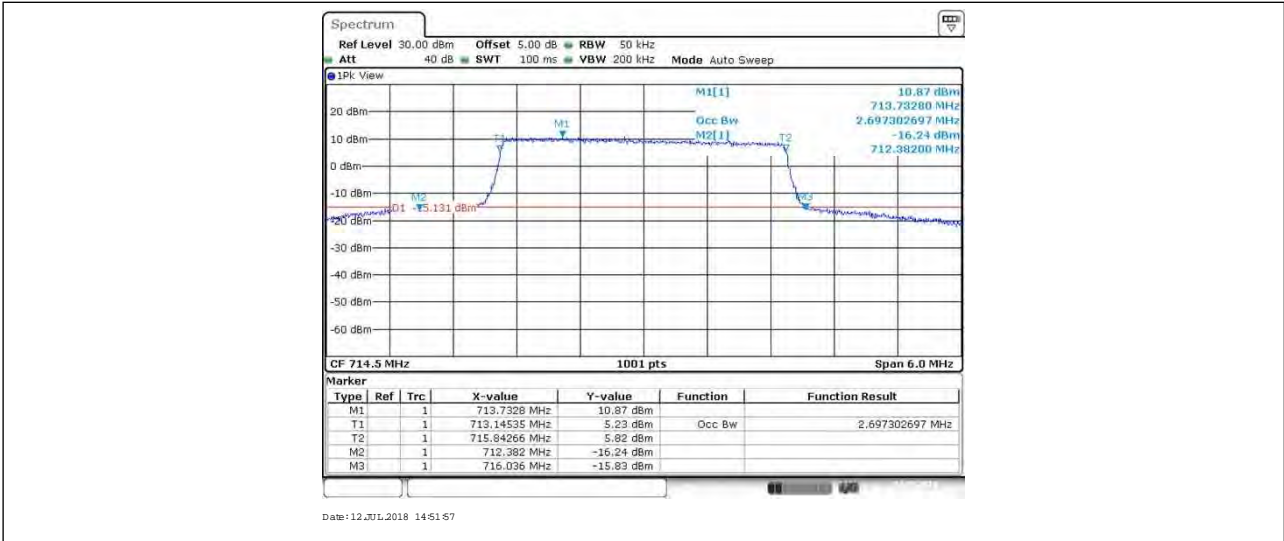
BAND12_3MHz_16QAM_23025_15RB#0



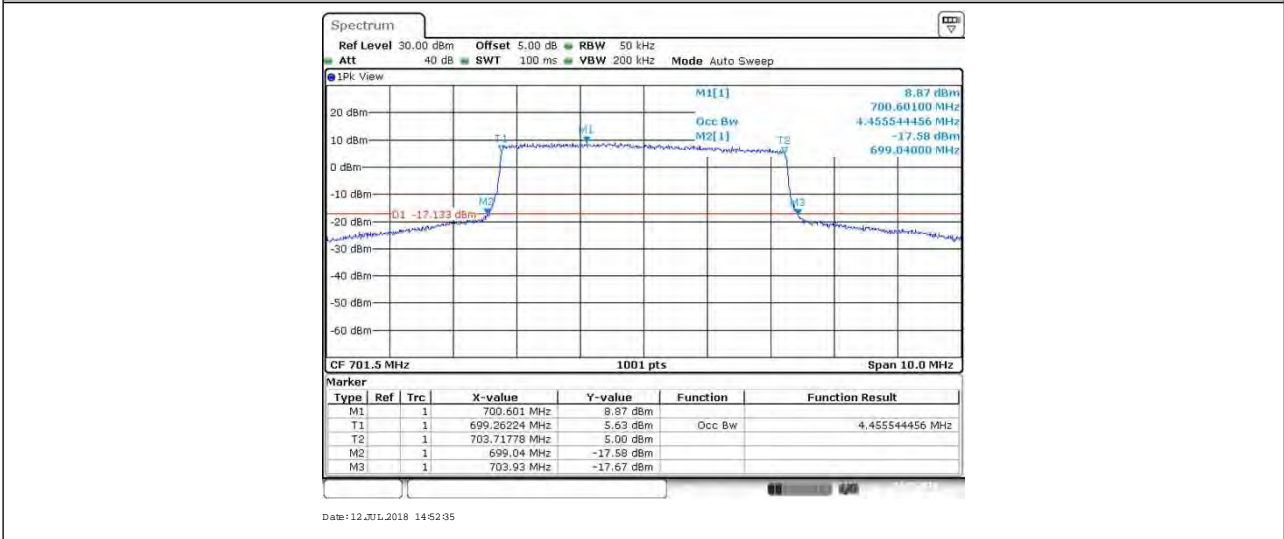
BAND12_3MHz_16QAM_23095_15RB#0



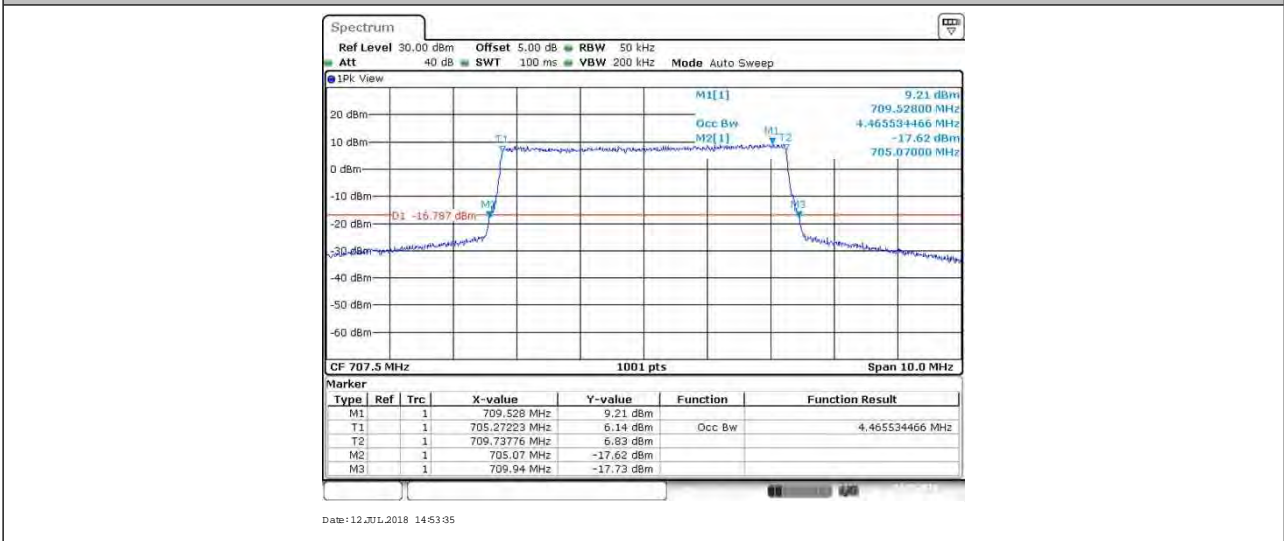
BAND12_3MHz_16QAM_23165_15RB#0



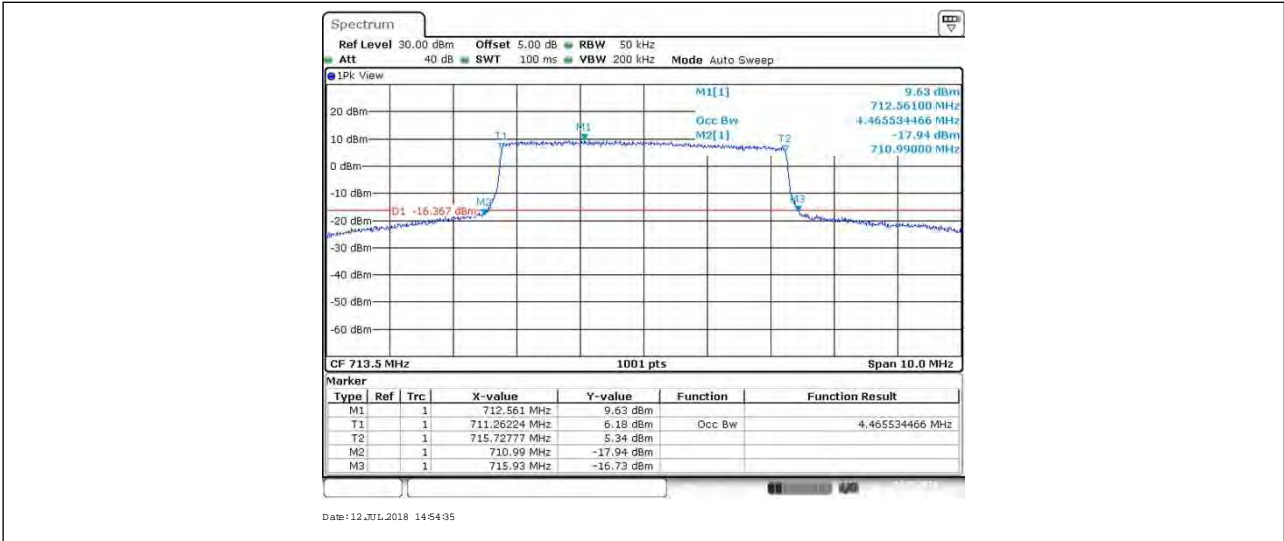
BAND12_5MHz_QPSK_23035_25RB#0



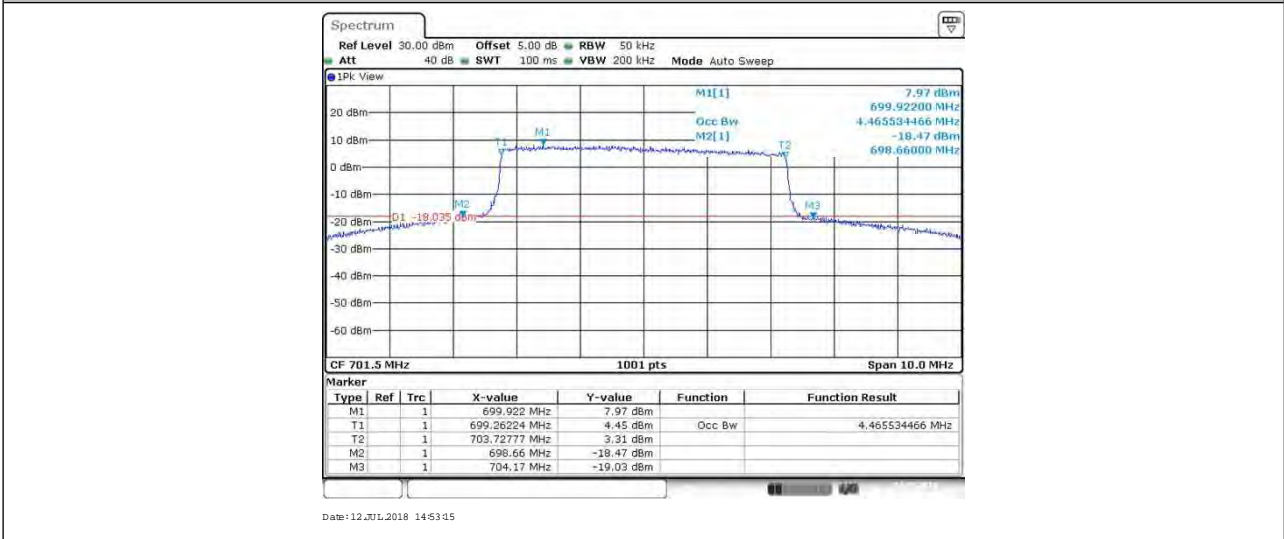
BAND12_5MHz_QPSK_23095_25RB#0



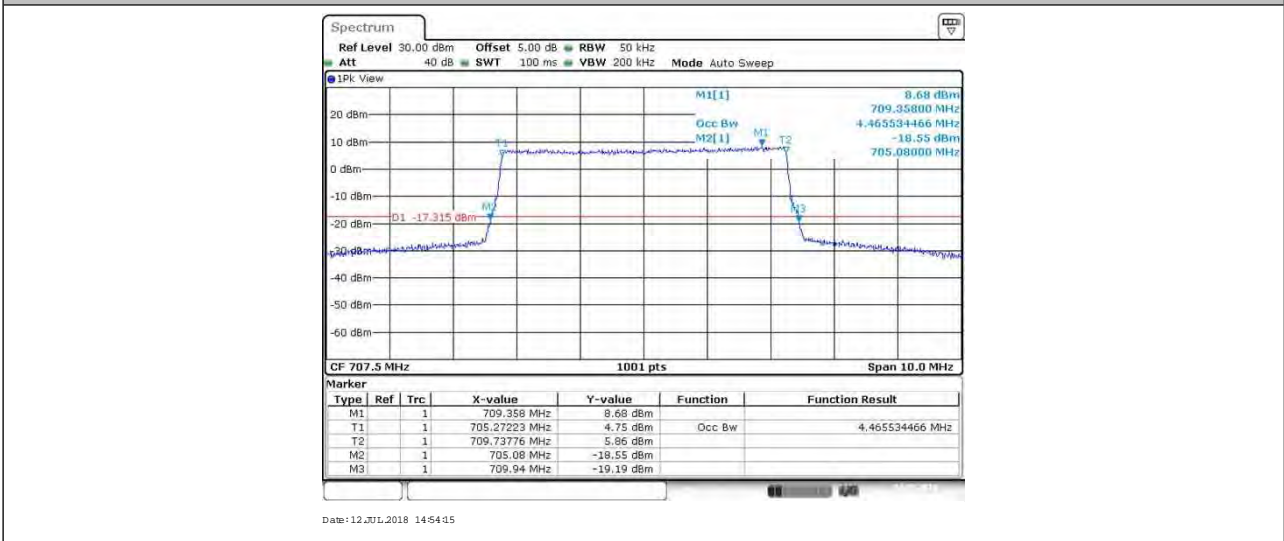
BAND12_5MHz_QPSK_23155_25RB#0



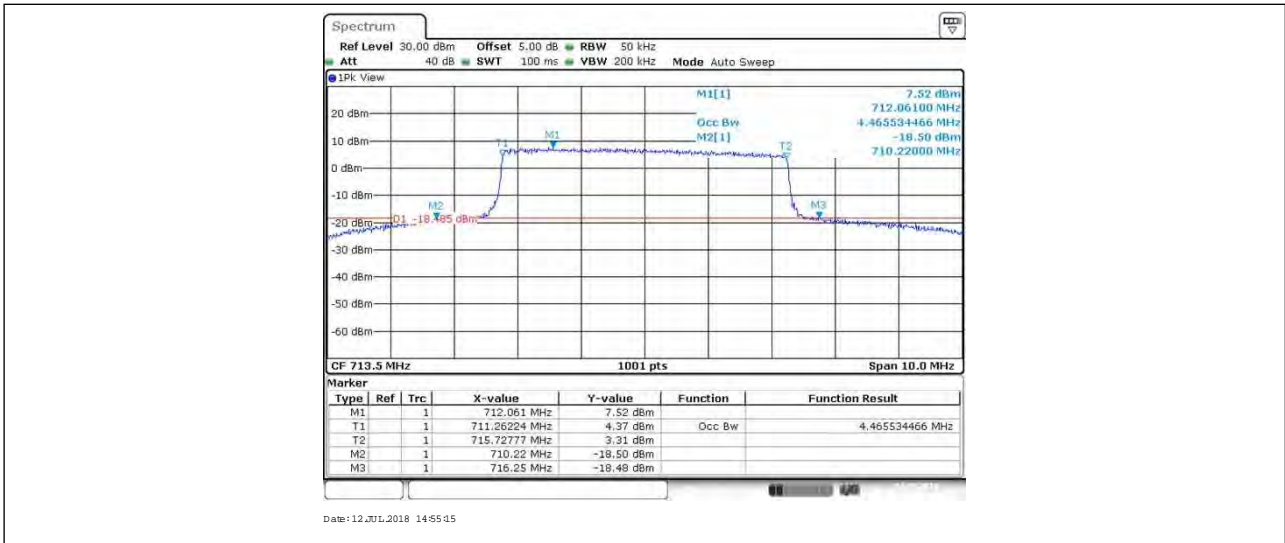
BAND12_5MHz_64QAM_23035_25RB#0



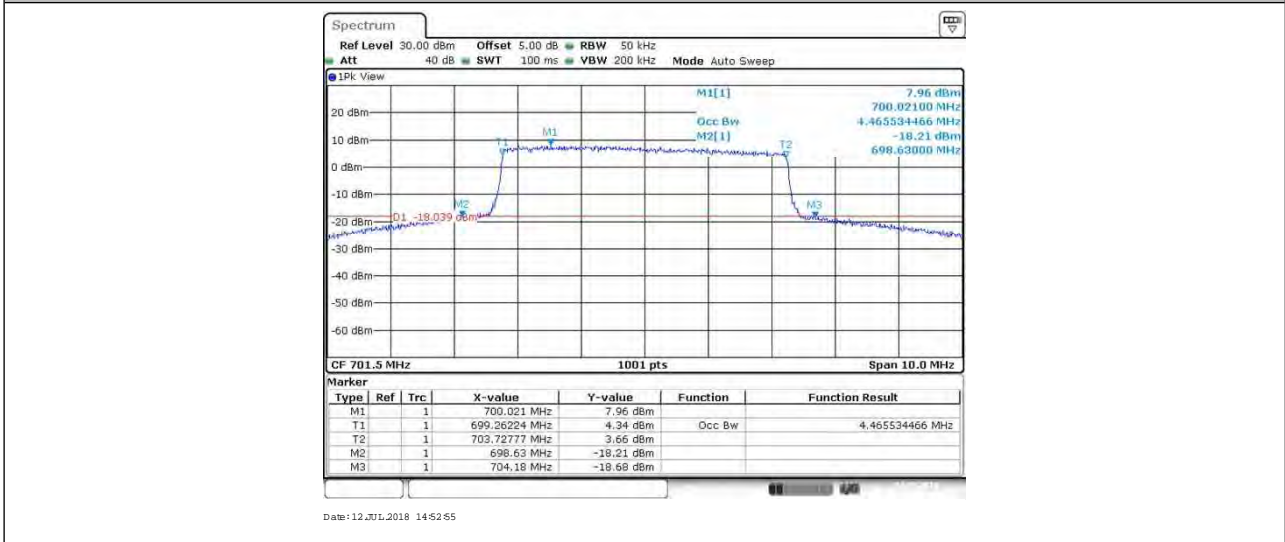
BAND12_5MHz_64QAM_23095_25RB#0



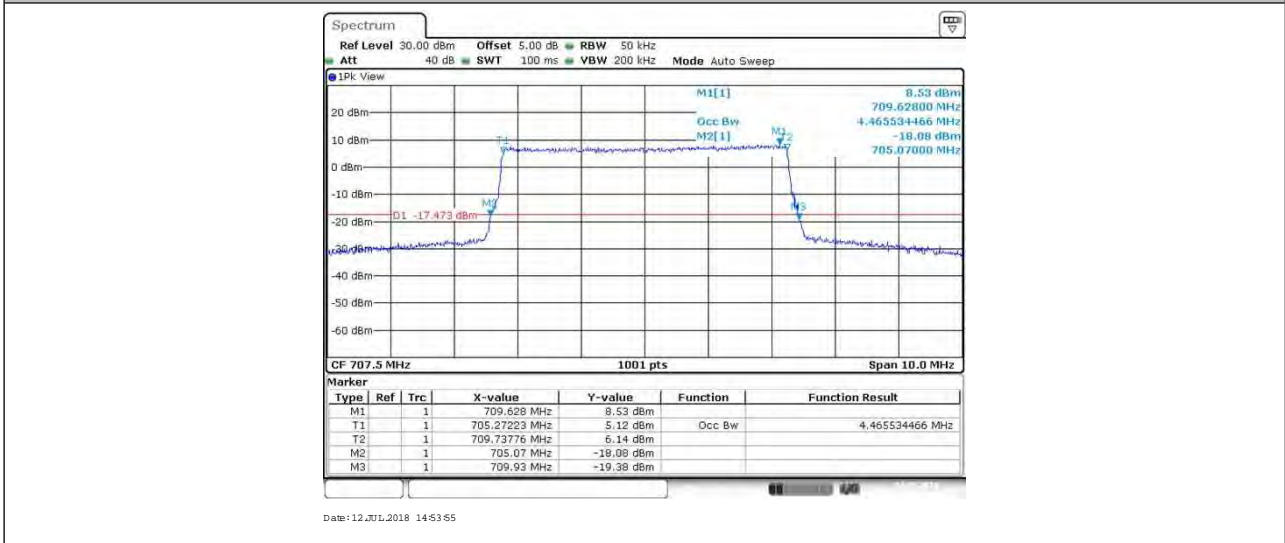
BAND12_5MHz_64QAM_23155_25RB#0



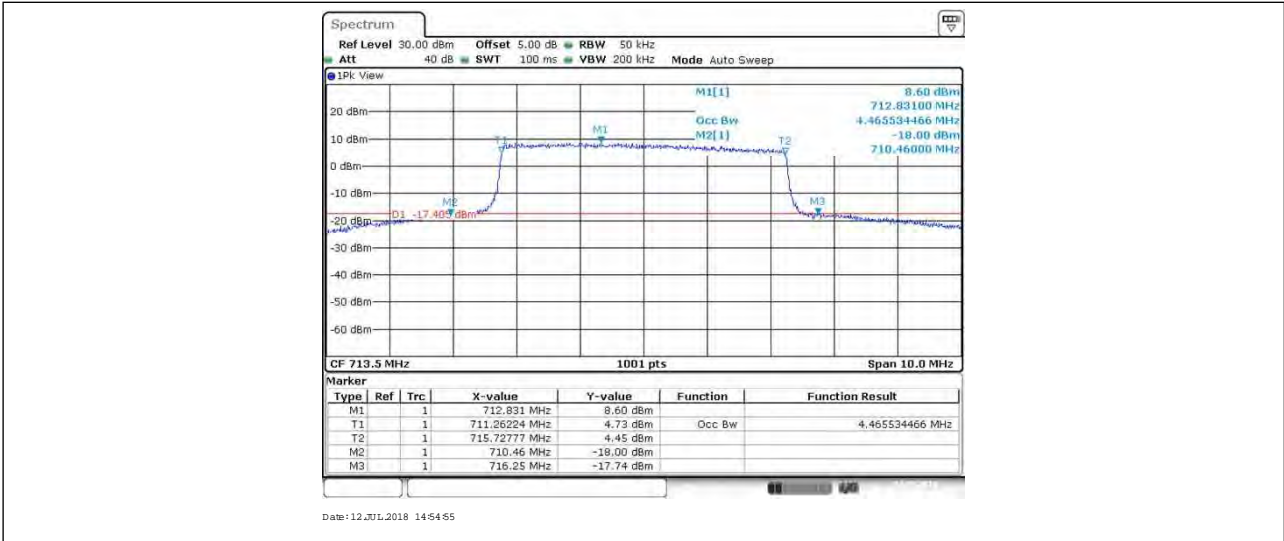
BAND12_5MHz_16QAM_23035_25RB#0



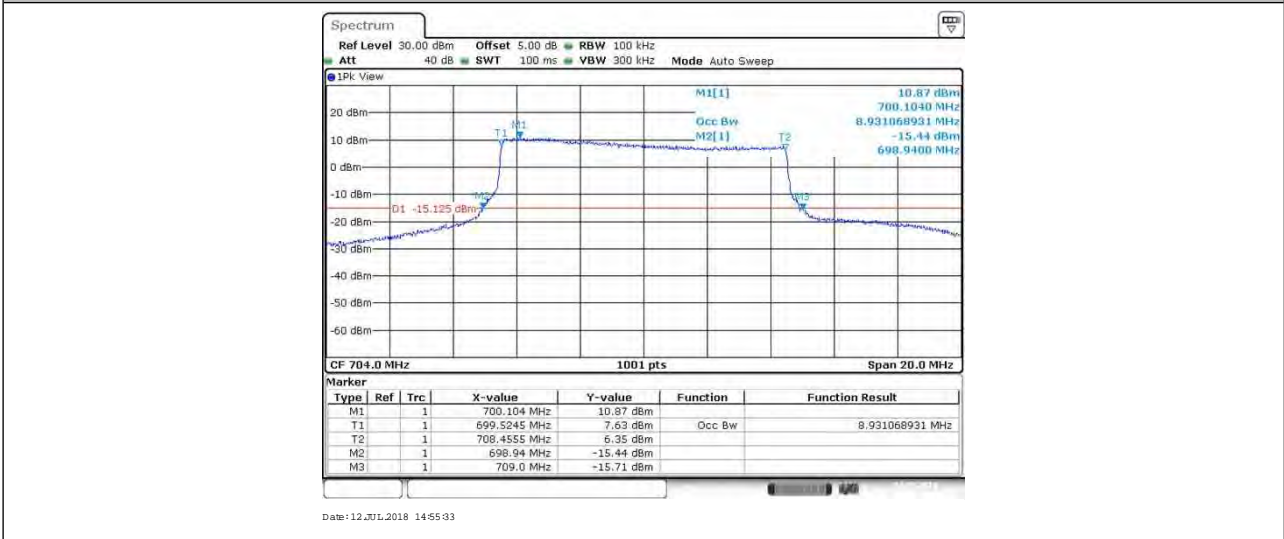
BAND12_5MHz_16QAM_23095_25RB#0



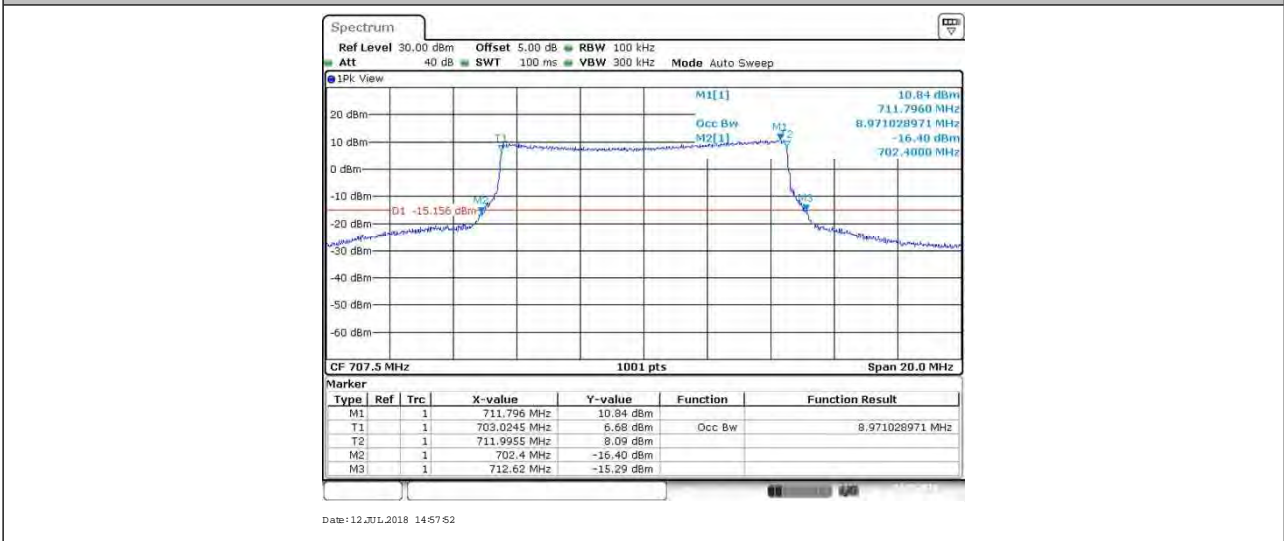
BAND12_5MHz_16QAM_23155_25RB#0



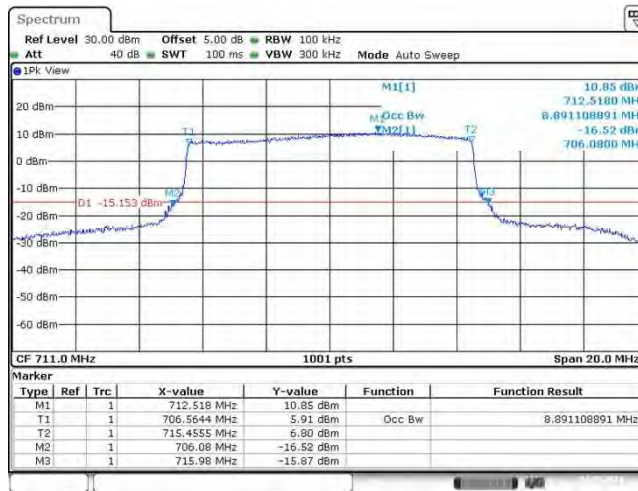
BAND12_10MHz_QPSK_23060_50RB#0



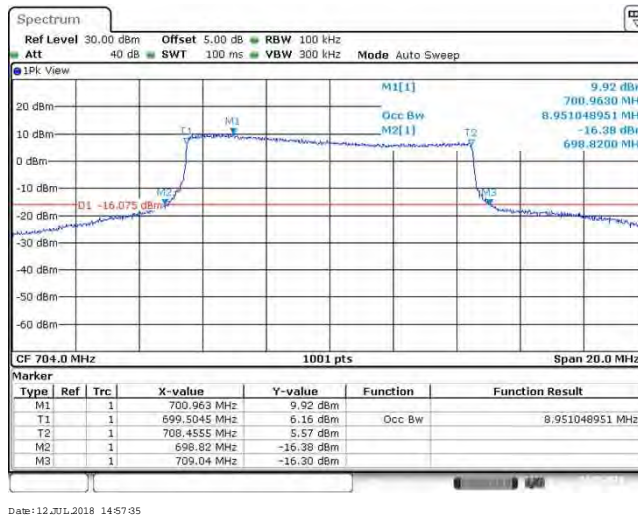
BAND12_10MHz_QPSK_23095_50RB#0



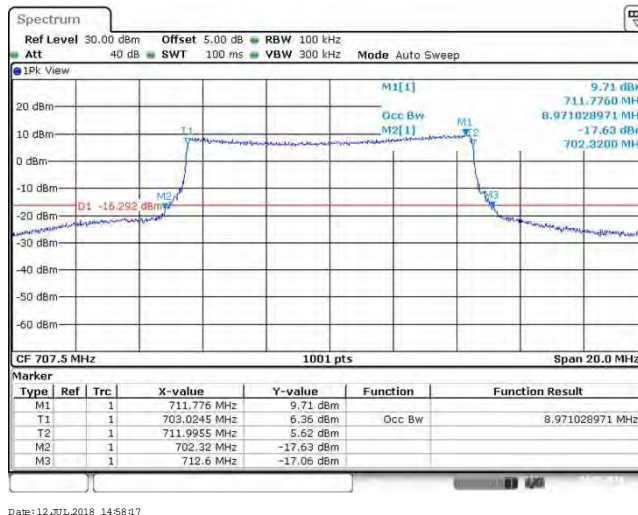
BAND12_10MHz_QPSK_23130_50RB#0



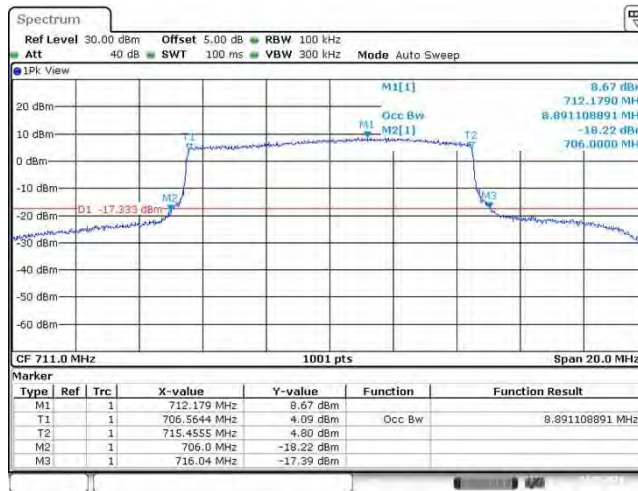
BAND12_10MHz_64QAM_23060_50RB#0



BAND12_10MHz_64QAM_23095_50RB#0

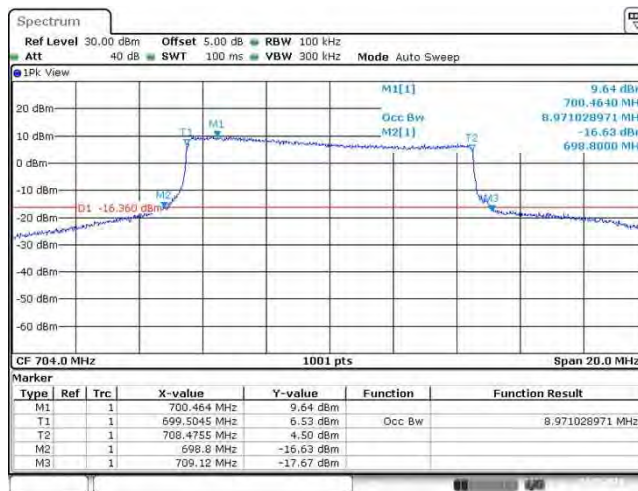


BAND12_10MHz_64QAM_23130_50RB#0



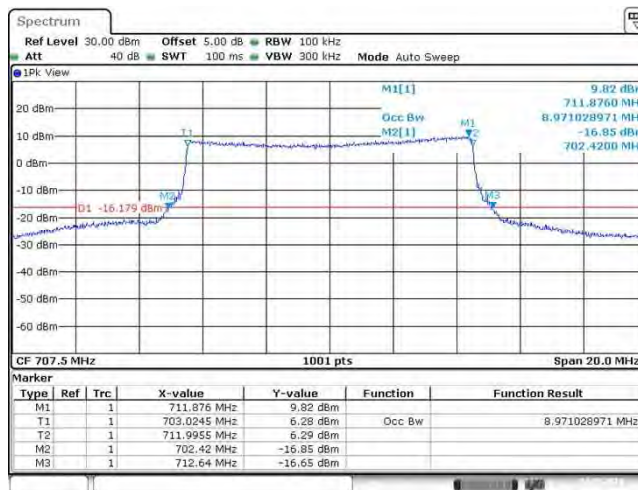
Date: 12.JUL.2018 14:58:55

BAND12_10MHz_16QAM_23060_50RB#0



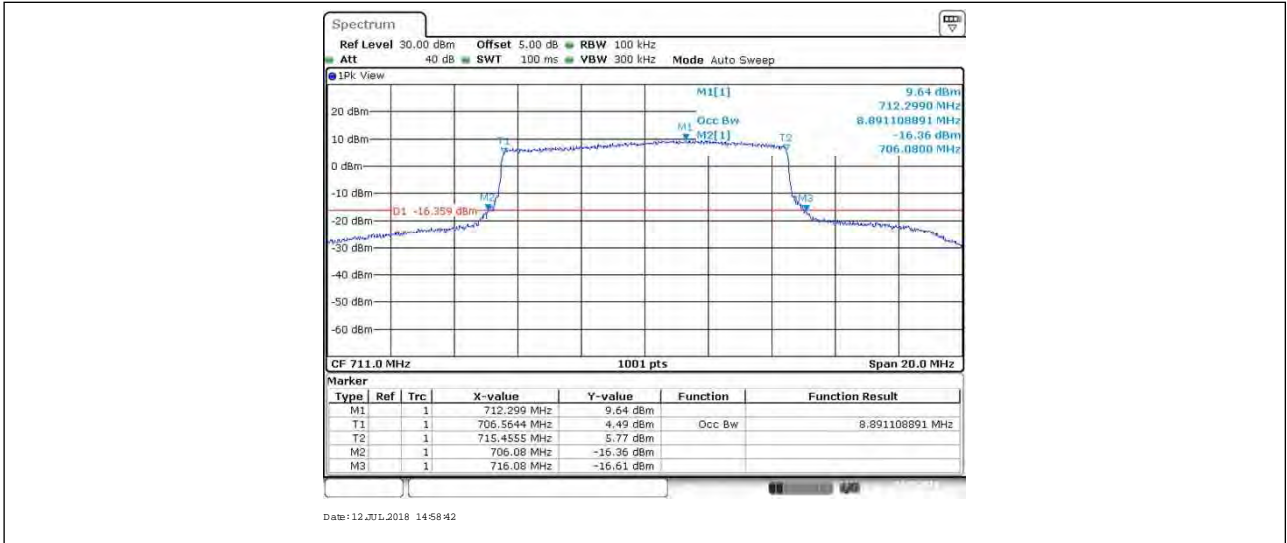
Date: 12.JUL.2018 14:55:46

BAND12_10MHz_16QAM_23095_50RB#0



Date: 12.JUL.2018 14:58:04

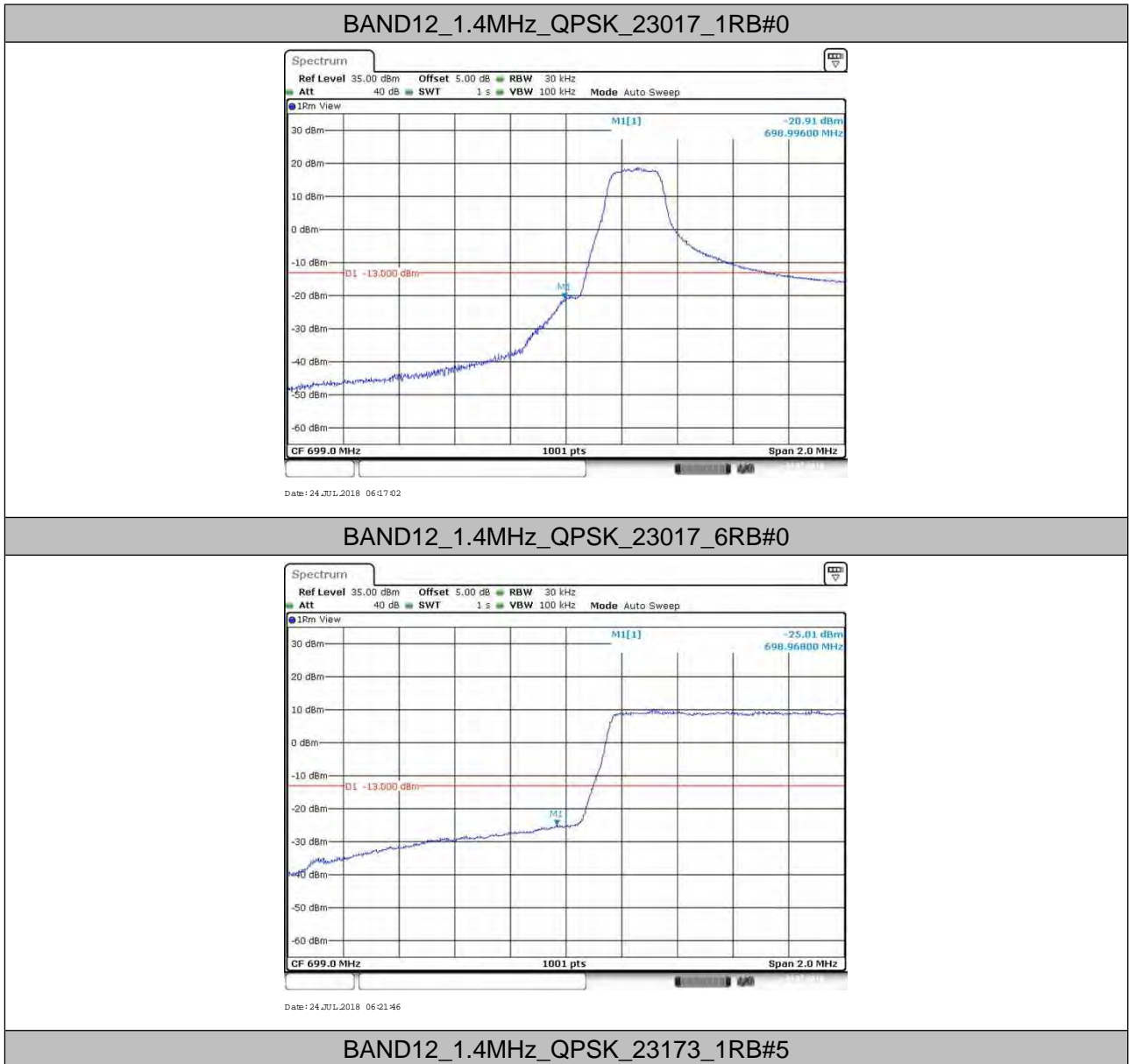
BAND12_10MHz_16QAM_23130_50RB#0

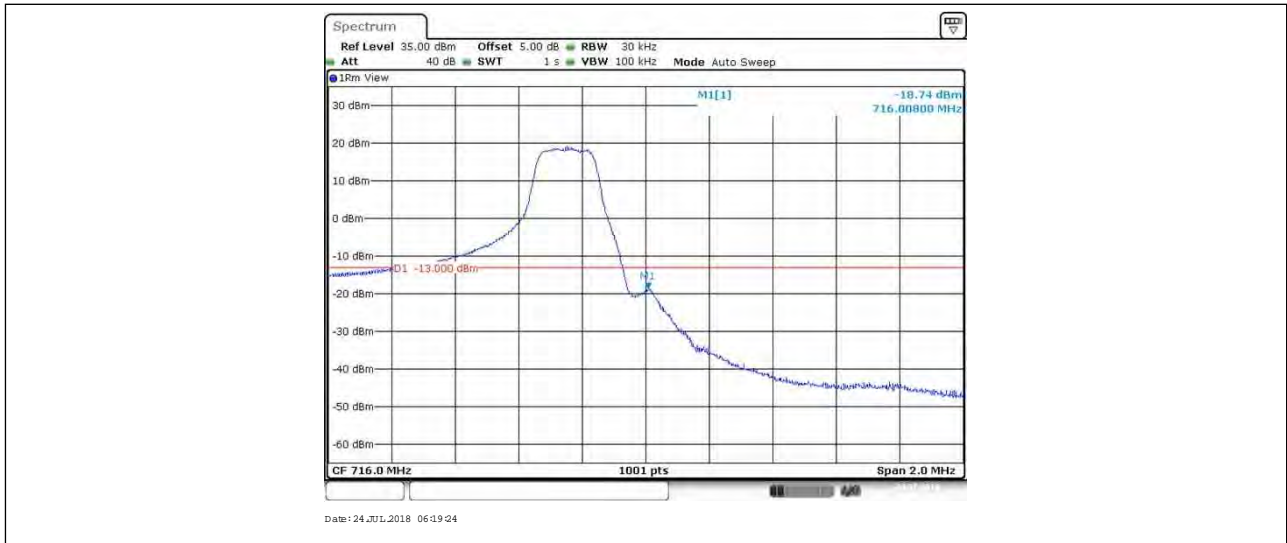




5. Band Edge Compliance

5.1. Test Plots





BAND12_1.4MHz_QPSK_23173_6RB#0



BAND12_1.4MHz_64QAM_23017_1RB#0



BAND12_1.4MHz_64QAM_23017_6RB#0



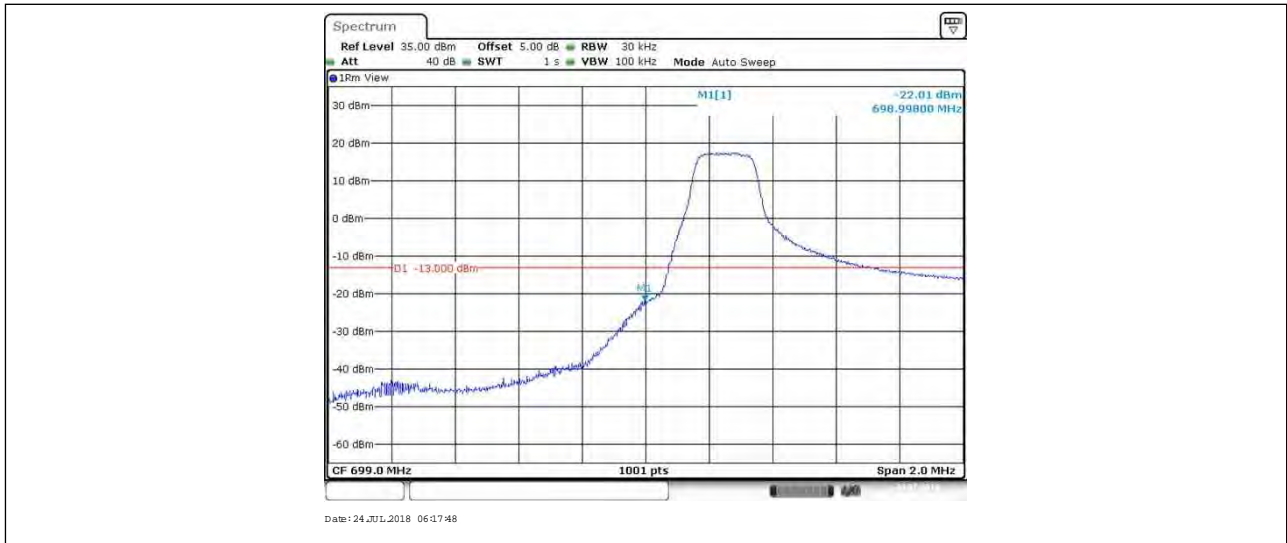
BAND12_1.4MHz_64QAM_23173_1RB#5



BAND12_1.4MHz_64QAM_23173_6RB#0



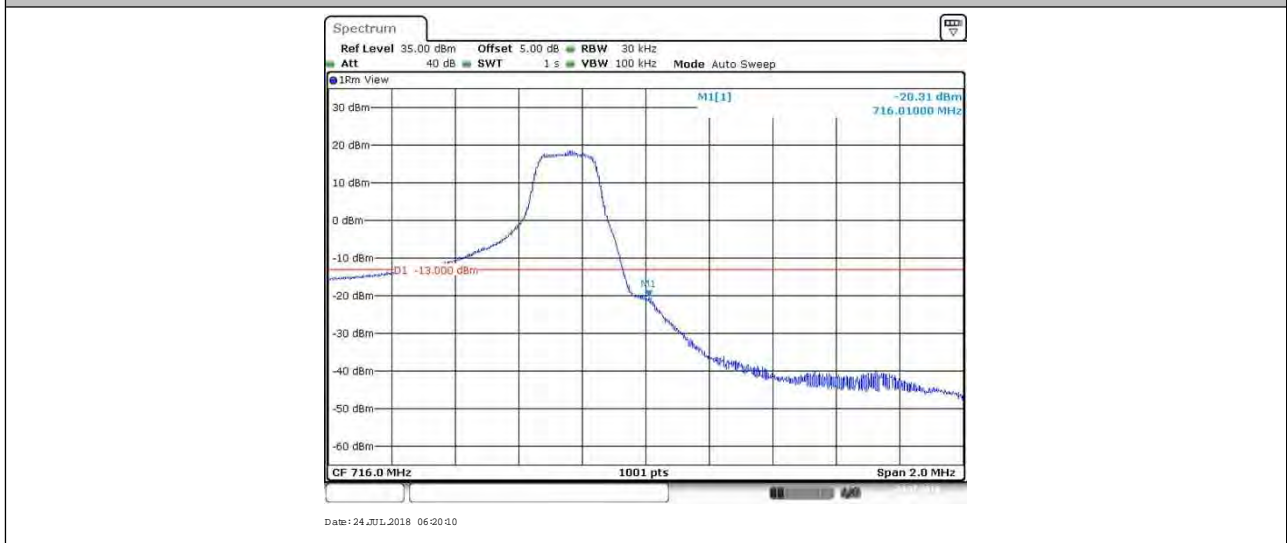
BAND12_1.4MHz_16QAM_23017_1RB#0



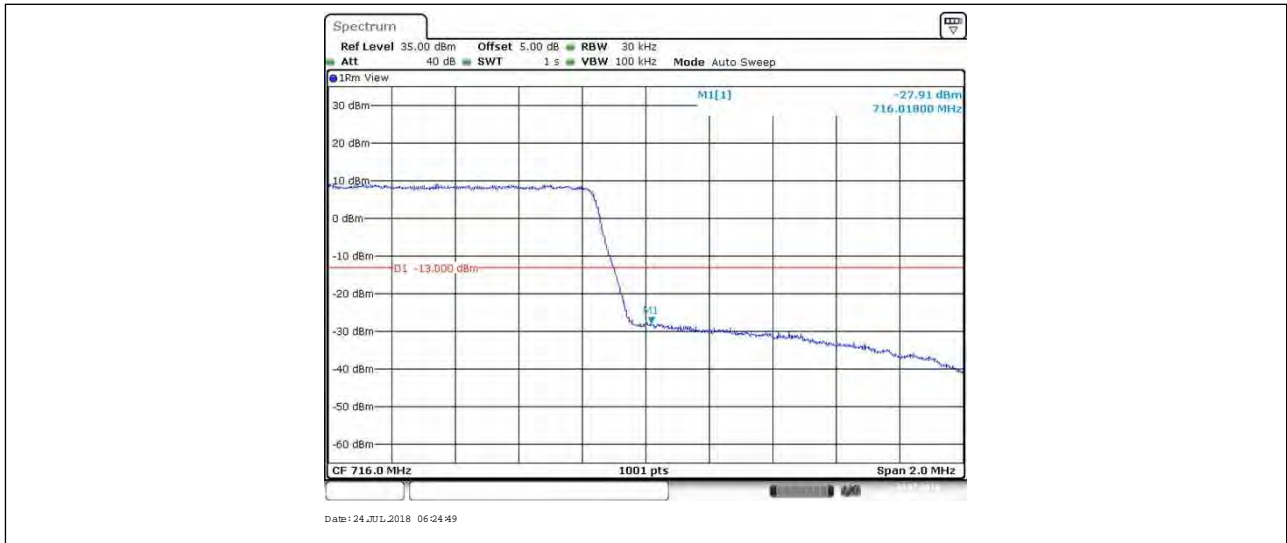
BAND12_1.4MHz_16QAM_23017_6RB#0



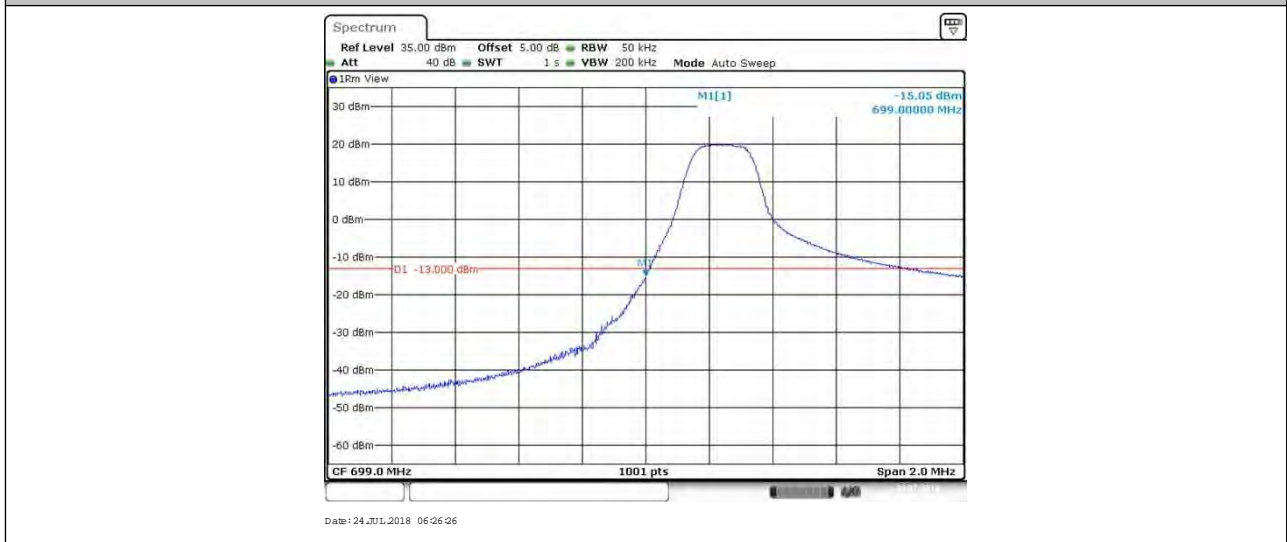
BAND12_1.4MHz_16QAM_23173_1RB#5



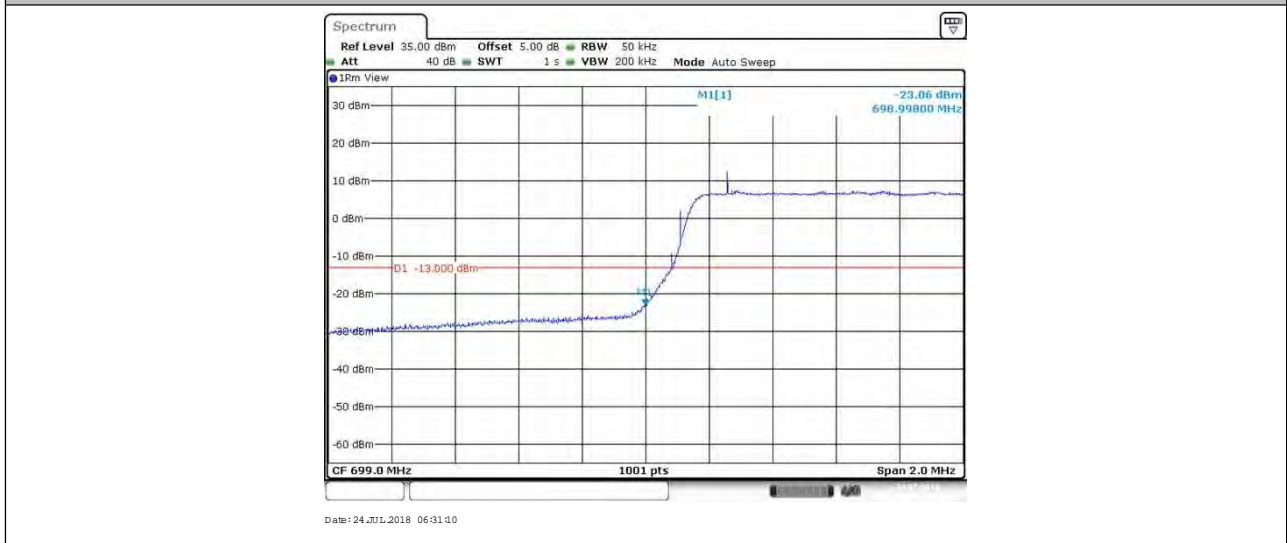
BAND12_1.4MHz_16QAM_23173_6RB#0



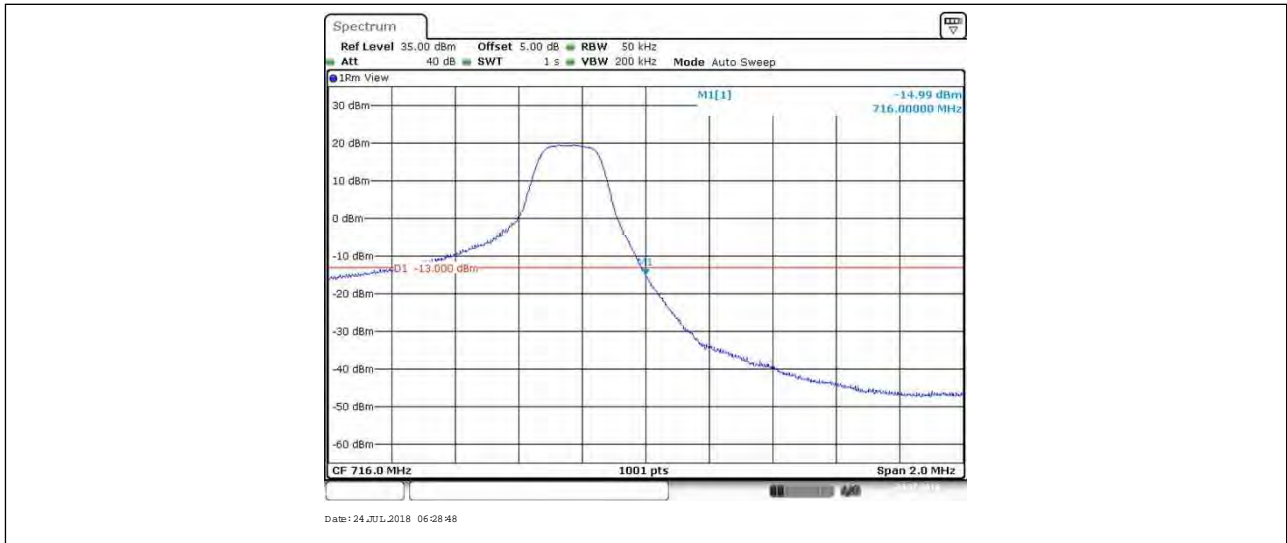
BAND12_3MHz_QPSK_23025_1RB#0



BAND12_3MHz_QPSK_23025_15RB#0



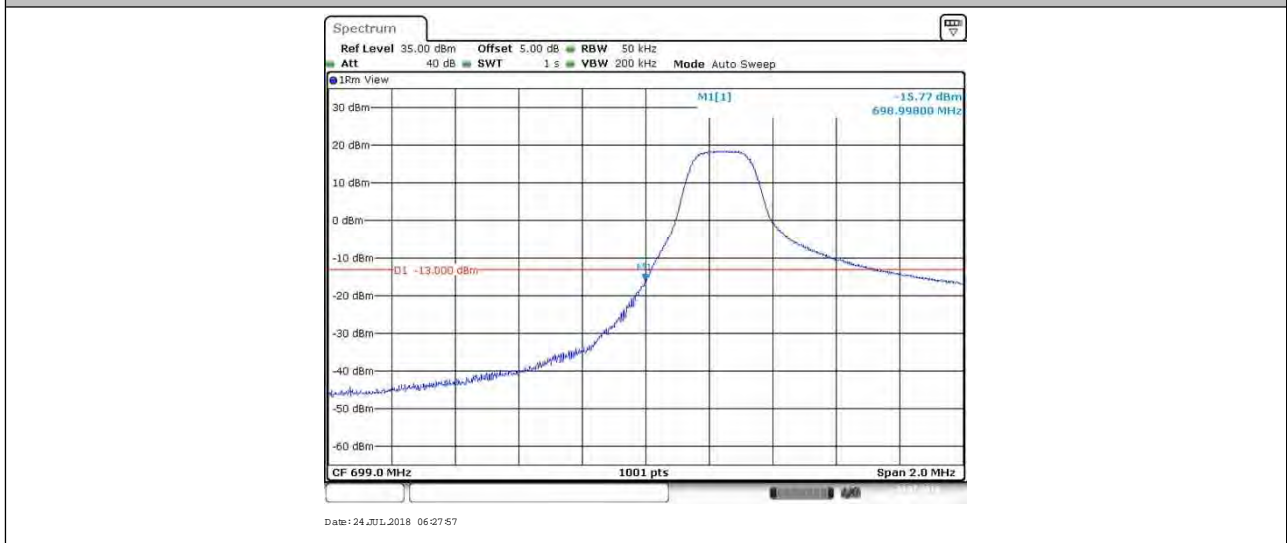
BAND12_3MHz_QPSK_23165_1RB#14



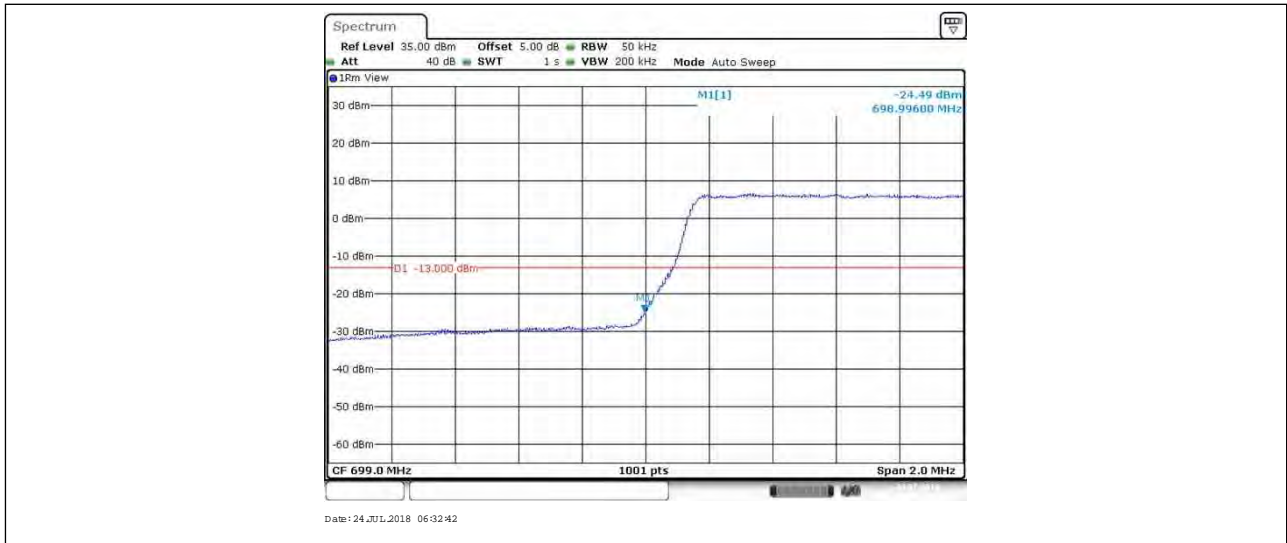
BAND12_3MHz_QPSK_23165_15RB#0



BAND12_3MHz_64QAM_23025_1RB#0



BAND12_3MHz_64QAM_23025_15RB#0



BAND12_3MHz_64QAM_23165_1RB#14



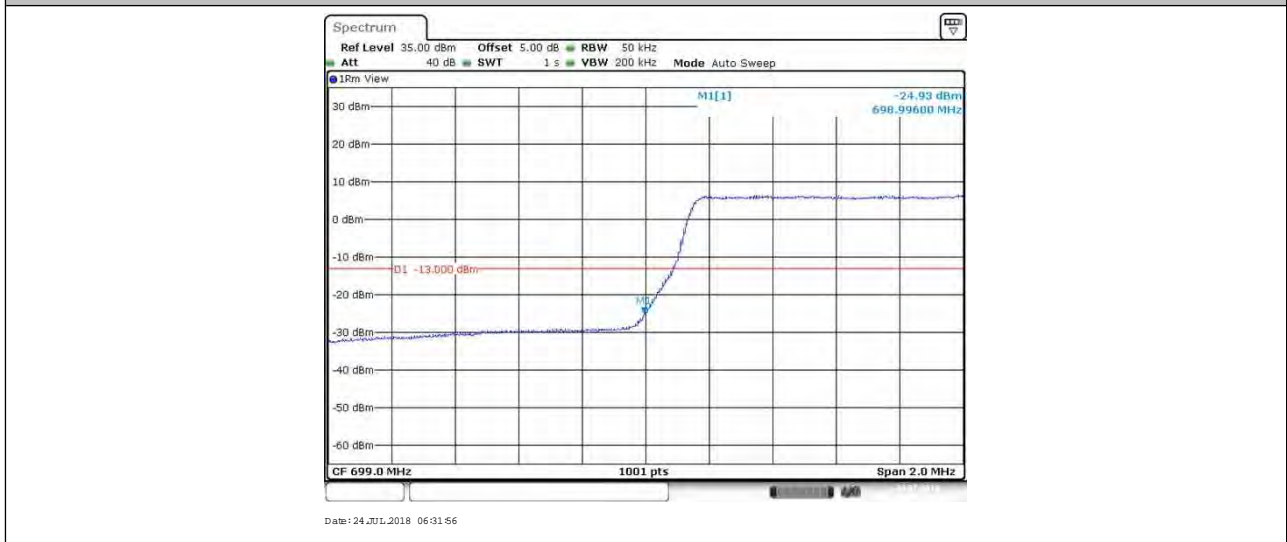
BAND12_3MHz_64QAM_23165_15RB#0



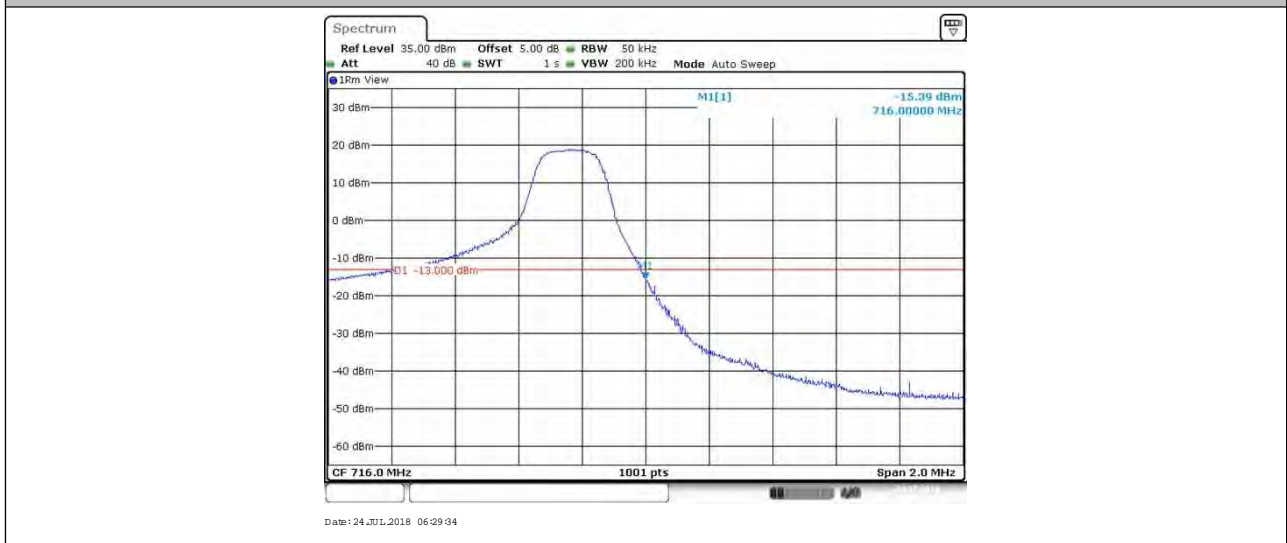
BAND12_3MHz_16QAM_23025_1RB#0



BAND12_3MHz_16QAM_23025_15RB#0



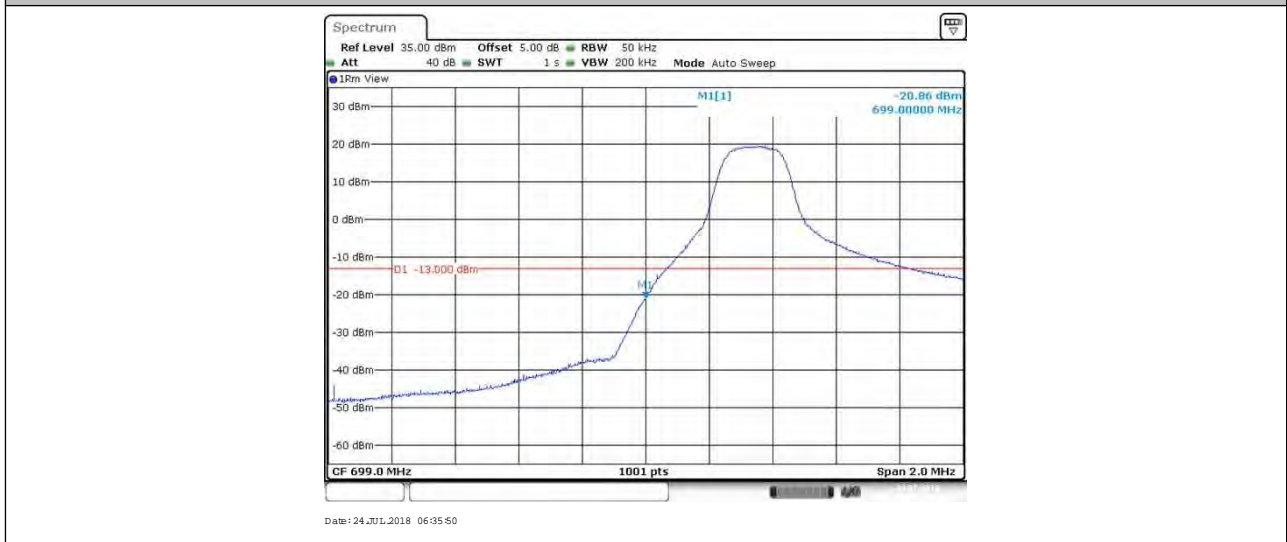
BAND12_3MHz_16QAM_23165_1RB#14



BAND12_3MHz_16QAM_23165_15RB#0



BAND12_5MHz_QPSK_23035_1RB#0



BAND12_5MHz_QPSK_23035_25RB#0



BAND12_5MHz_QPSK_23155_1RB#24



BAND12_5MHz_QPSK_23155_25RB#0



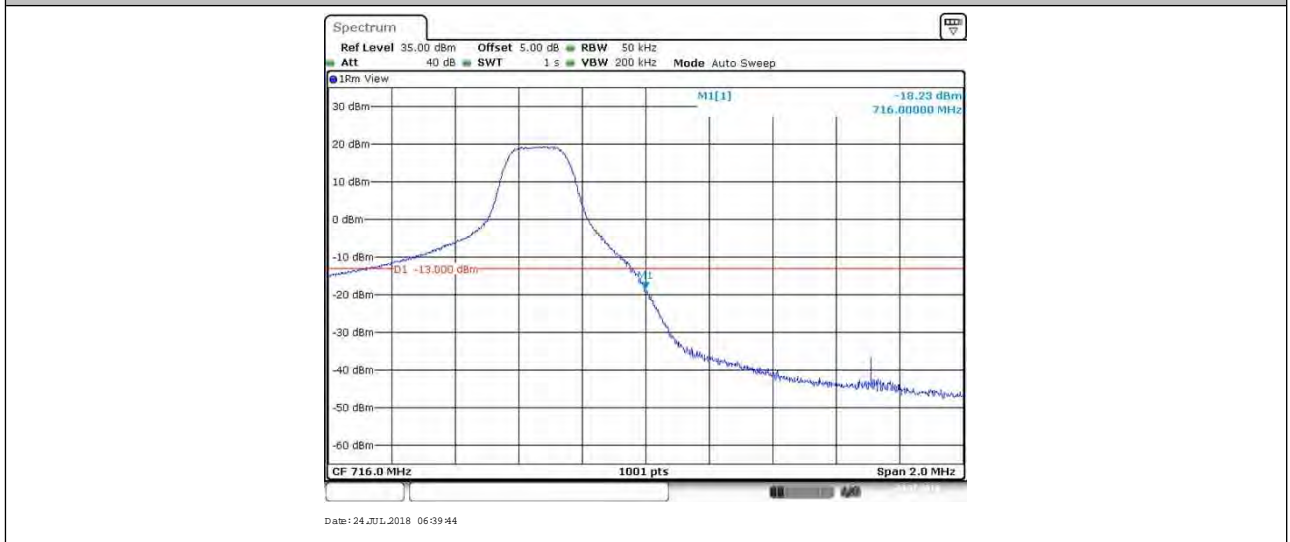
BAND12_5MHz_64QAM_23035_1RB#0



BAND12_5MHz_64QAM_23035_25RB#0



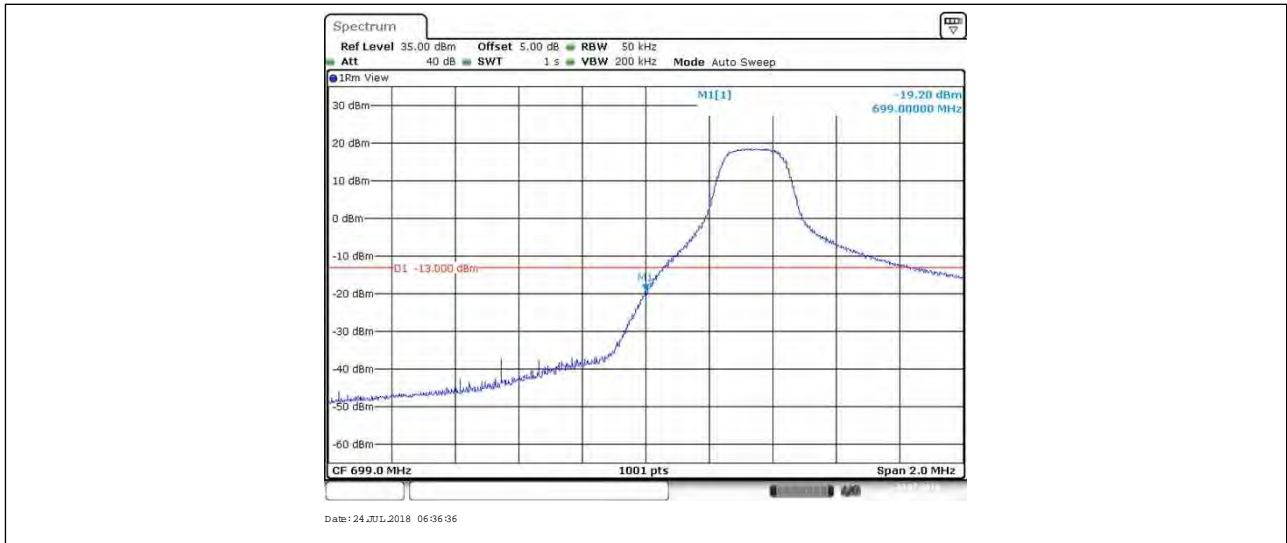
BAND12_5MHz_64QAM_23155_1RB#24



BAND12_5MHz_64QAM_23155_25RB#0



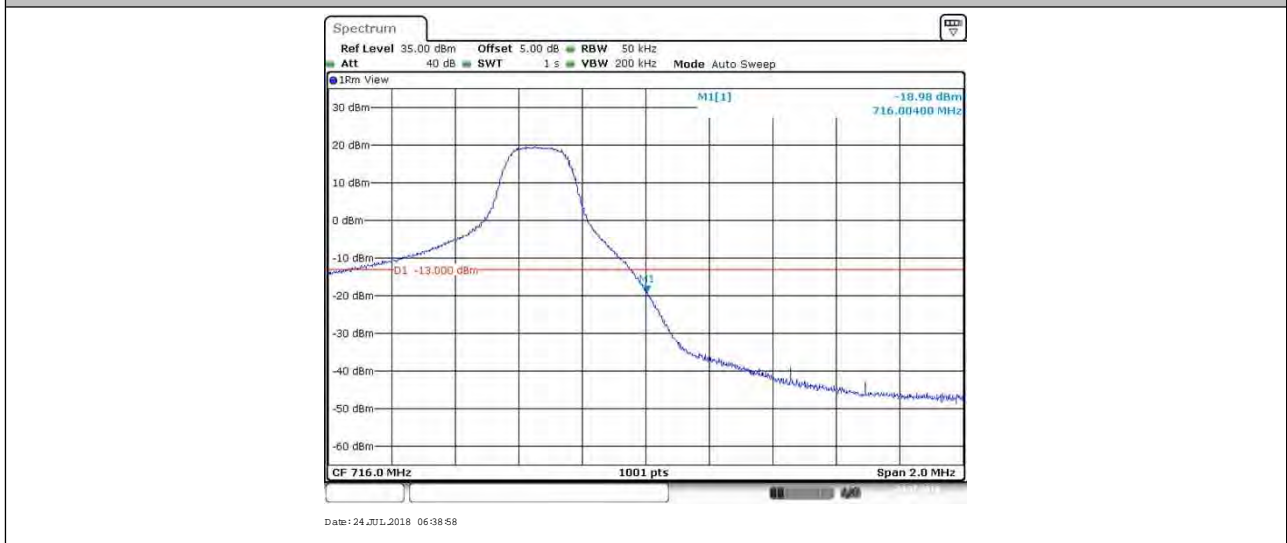
BAND12_5MHz_16QAM_23035_1RB#0



BAND12_5MHz_16QAM_23035_25RB#0



BAND12_5MHz_16QAM_23155_1RB#24



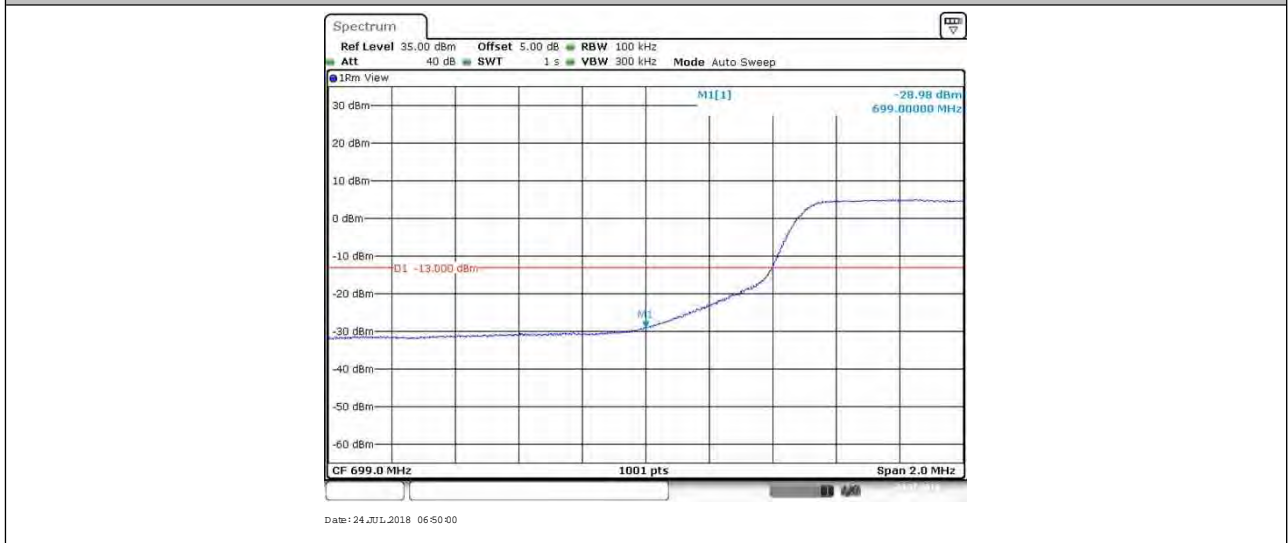
BAND12_5MHz_16QAM_23155_25RB#0



BAND12_10MHz_QPSK_23060_1RB#0



BAND12_10MHz_QPSK_23060_50RB#0



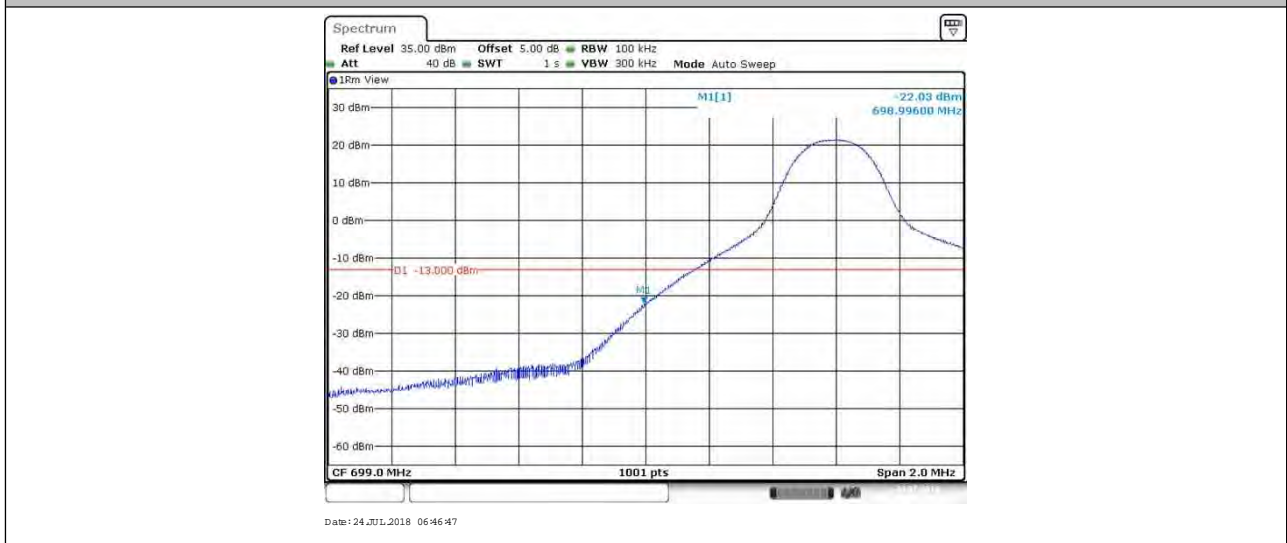
BAND12_10MHz_QPSK_23130_1RB#49



BAND12_10MHz_QPSK_23130_50RB#0



BAND12_10MHz_64QAM_23060_1RB#0



BAND12_10MHz_64QAM_23060_50RB#0



BAND12_10MHz_64QAM_23130_1RB#49



BAND12_10MHz_64QAM_23130_50RB#0



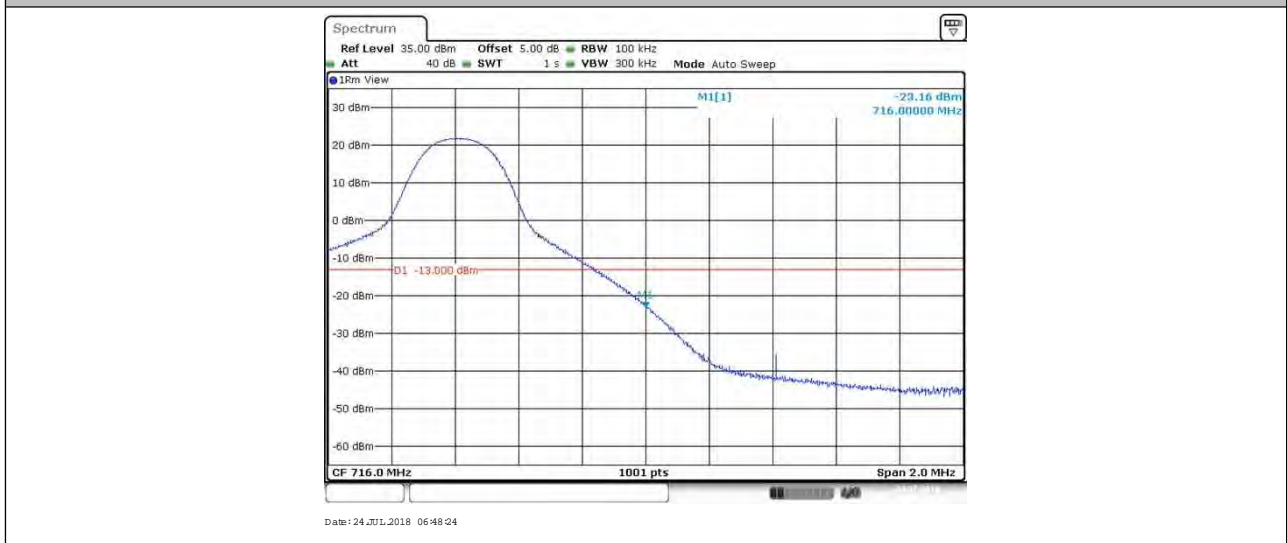
BAND12_10MHz_16QAM_23060_1RB#0



BAND12_10MHz_16QAM_23060_50RB#0



BAND12_10MHz_16QAM_23130_1RB#49



BAND12_10MHz_16QAM_23130_50RB#0

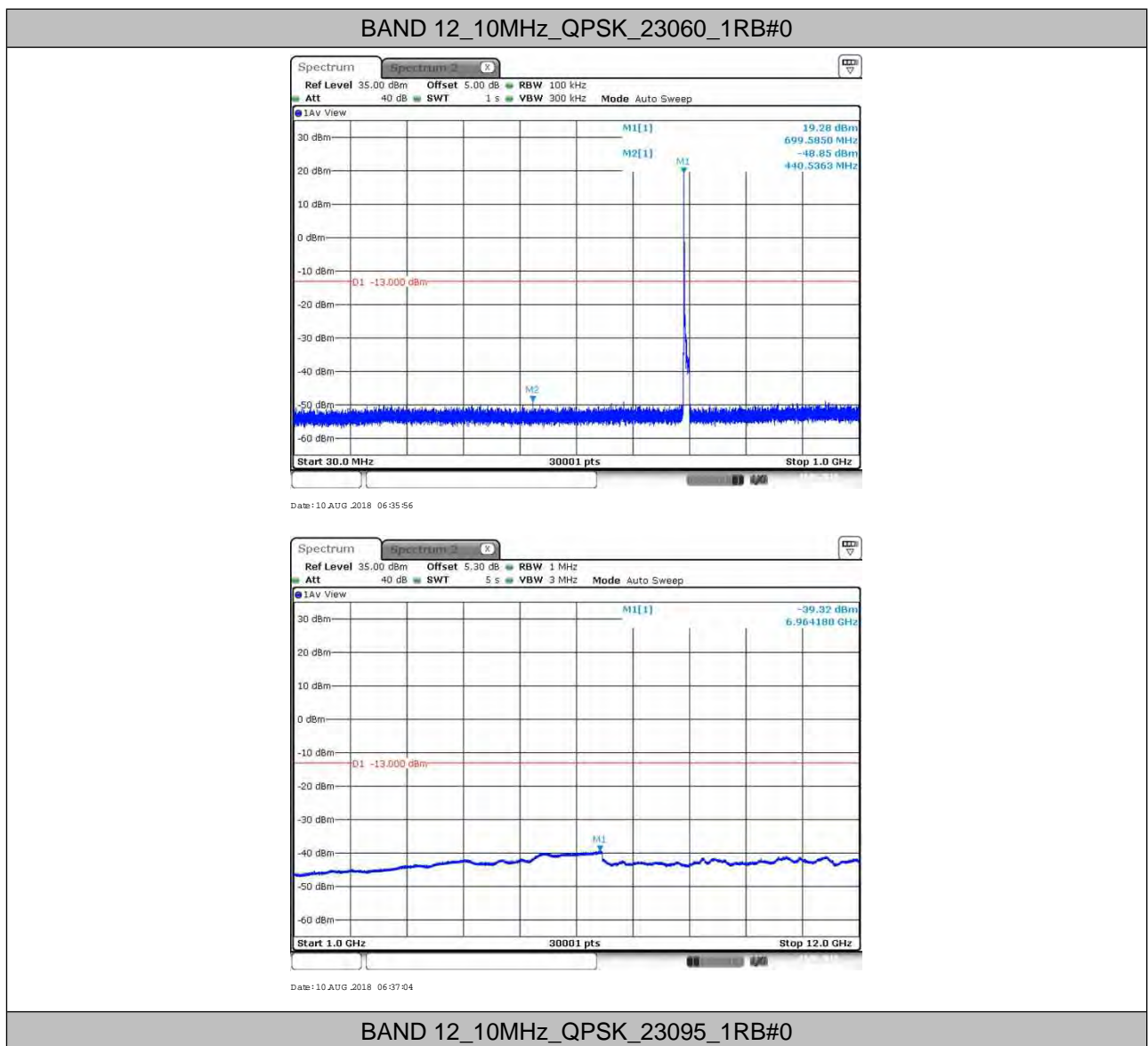


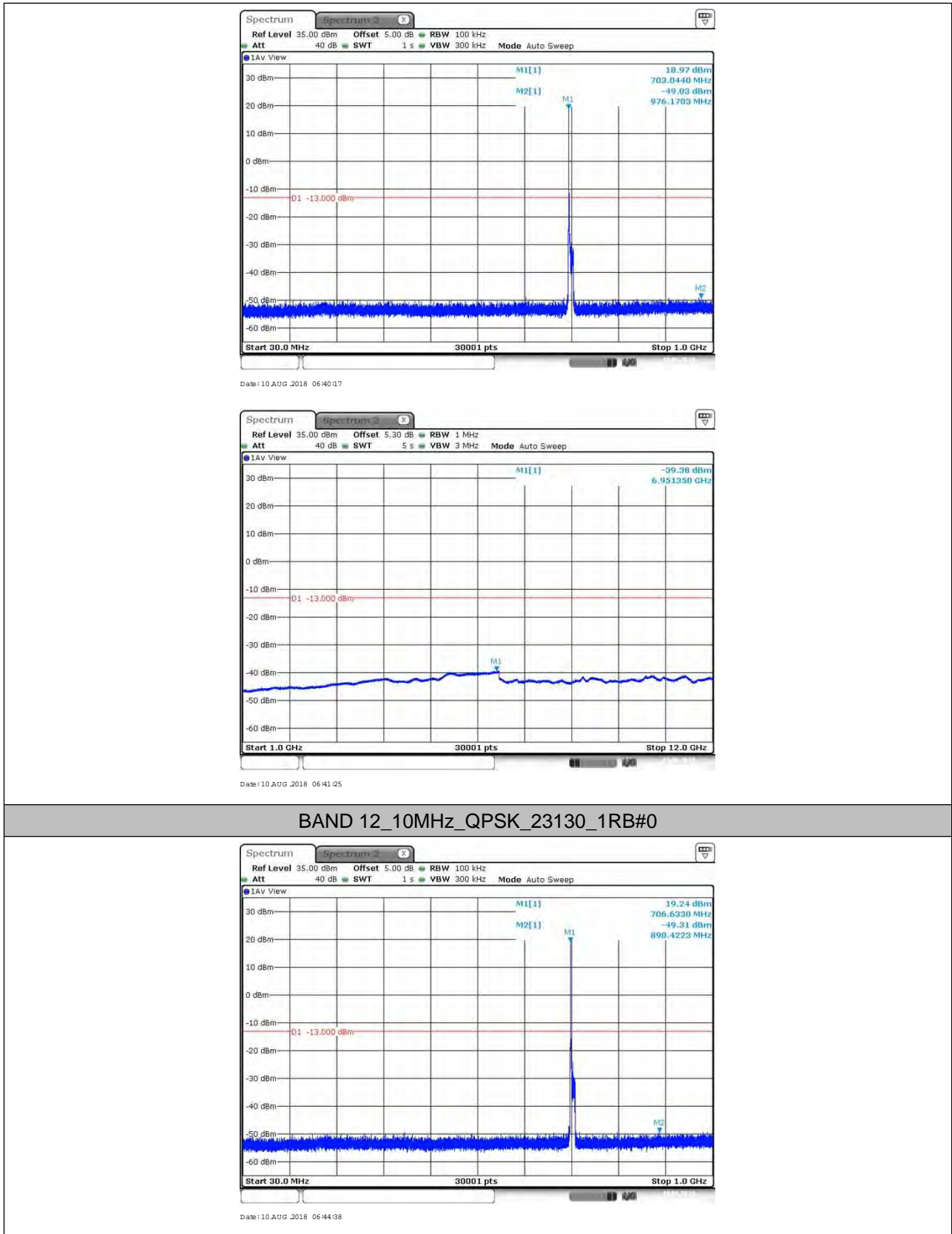
6. Spurious Emission at Antenna Terminal

NOTE1: For the averaged unwanted emissions measurements, the measurement points in each sweep is greater than twice the Span/RBW in order to ensure bin-to-bin spacing of $< RBW/2$ so that narrowband signals are not lost between frequency bins. As to the present test item, the "Measurement Points = $k * (Span / RBW)$ " with k between 4 and 5, which results in an acceptable level error of less than 0.5 dB.

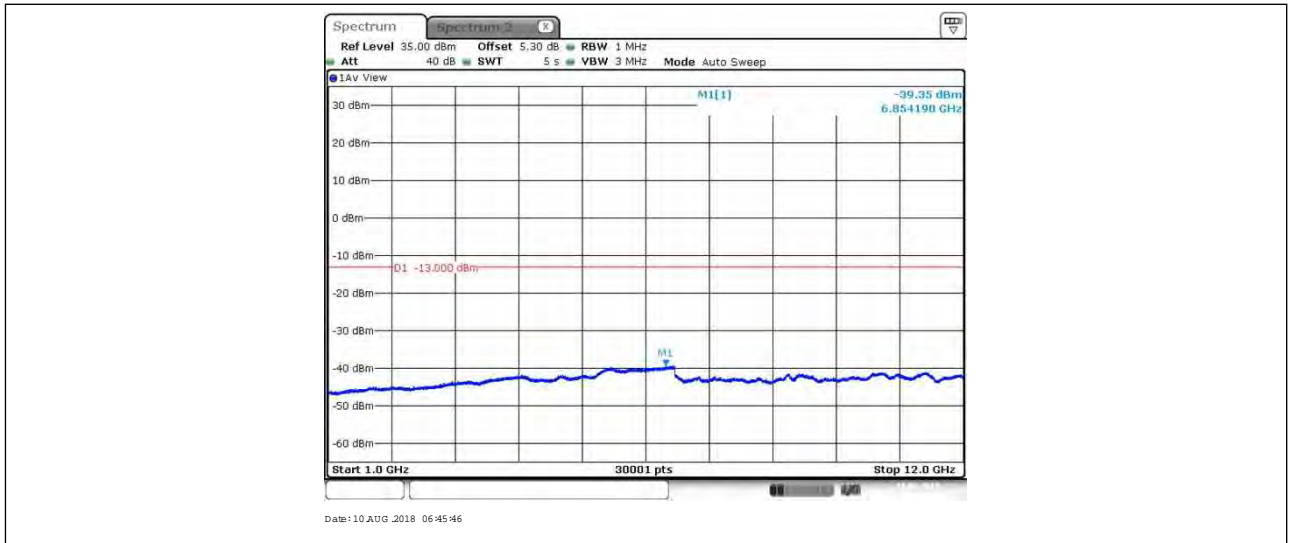
NOTE2: only the worst case data displayed in this report.

6.1. Test Plots

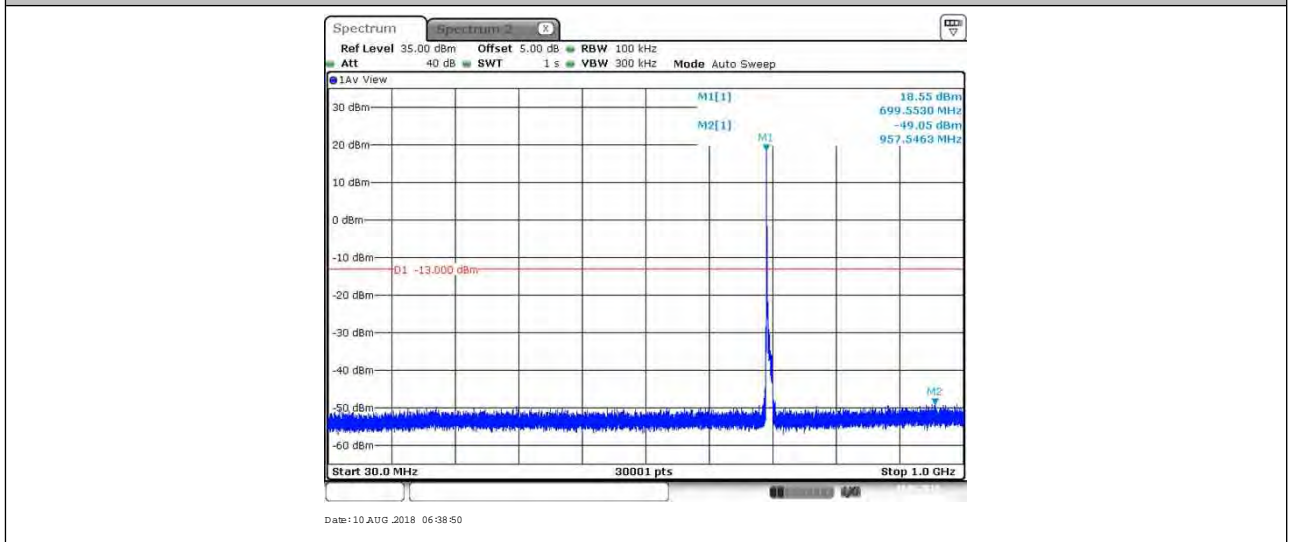




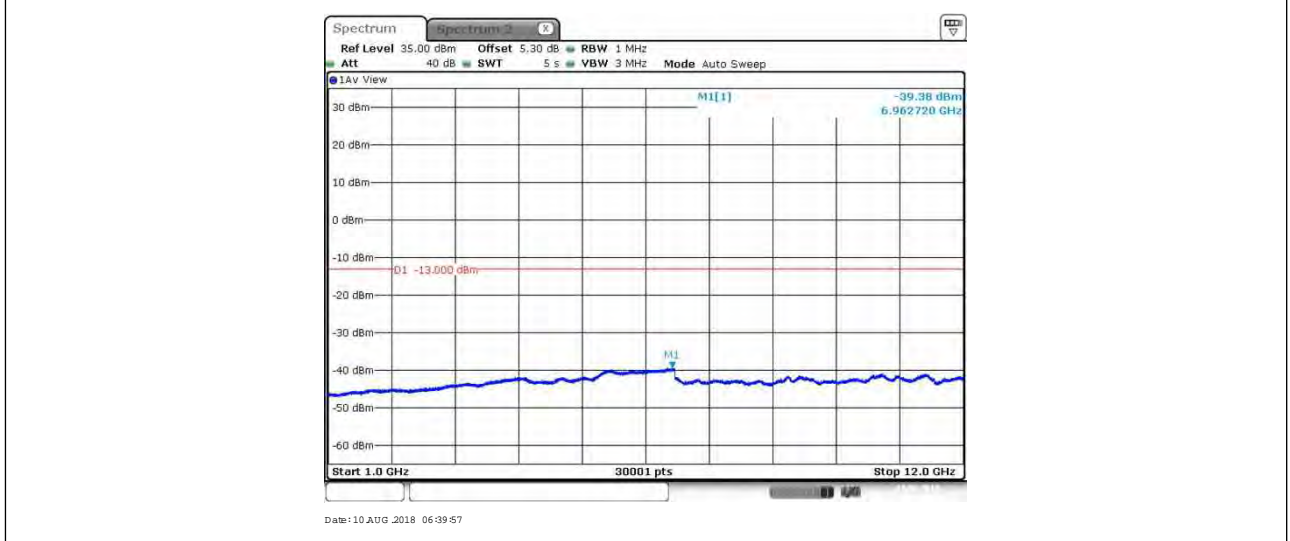
BAND 12_10MHz_QPSK_23130_1RB#0

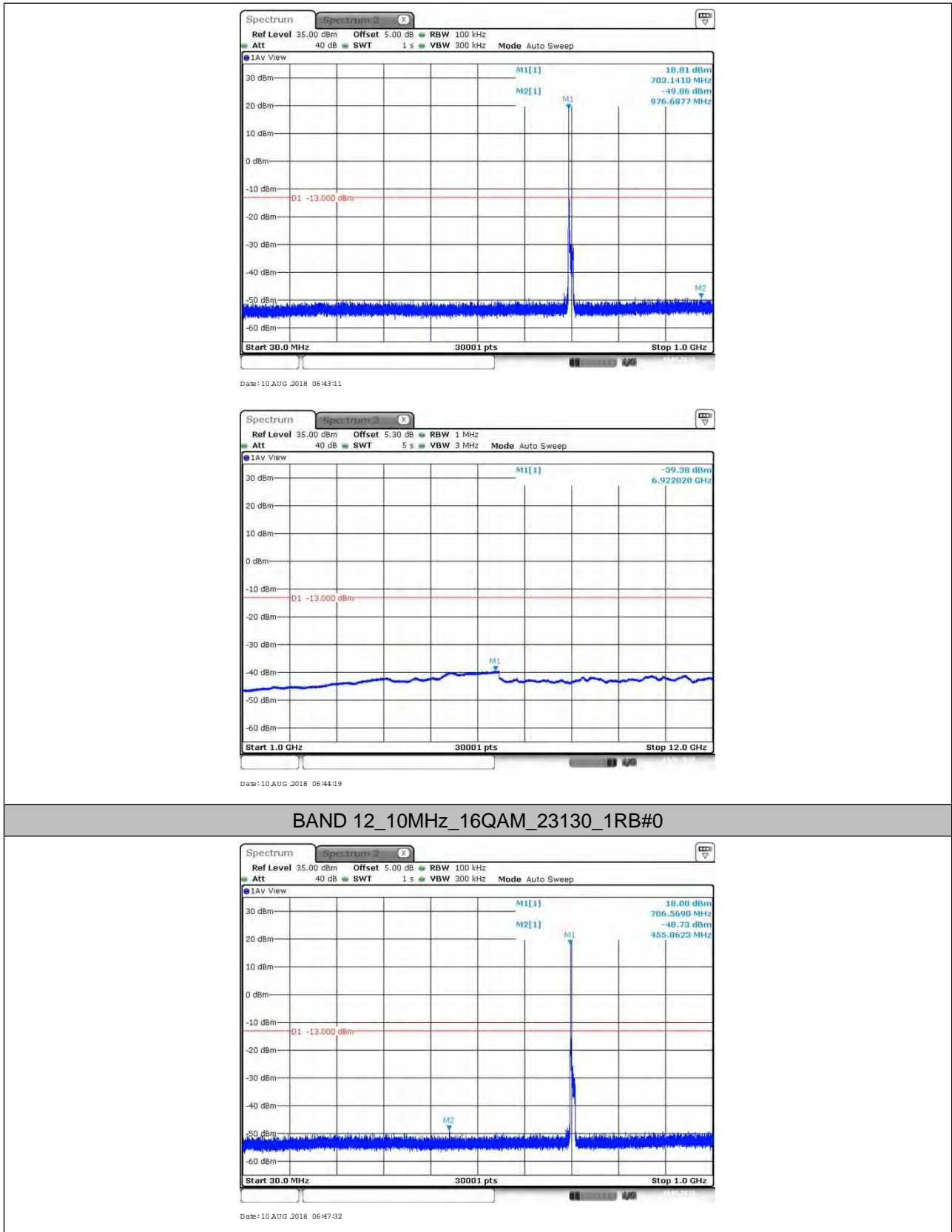


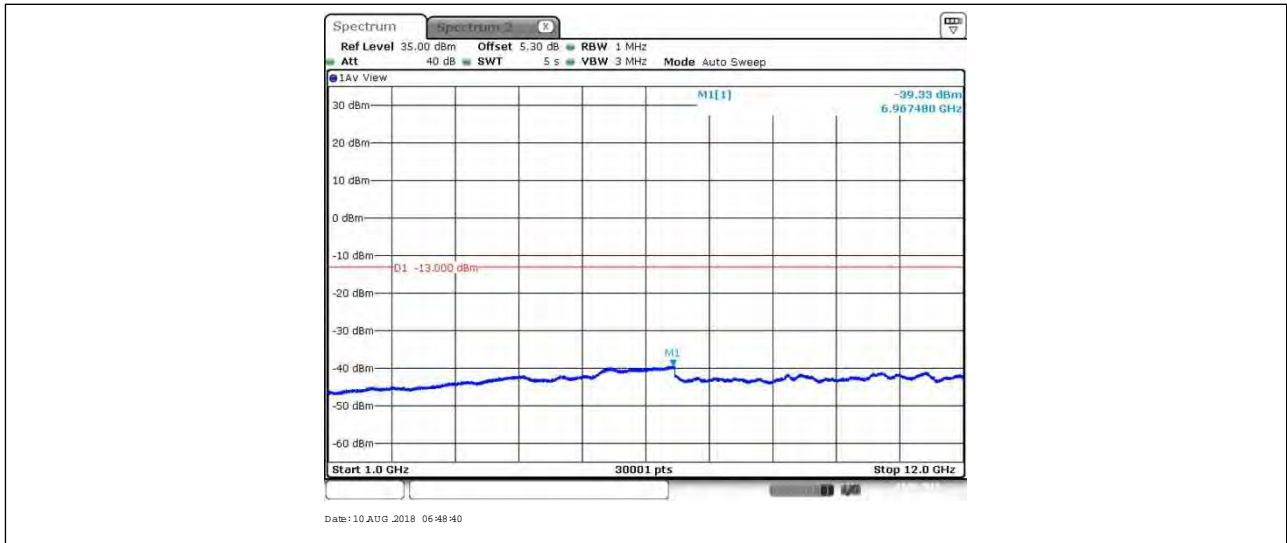
BAND 12_10MHz_16QAM_23060_1RB#0



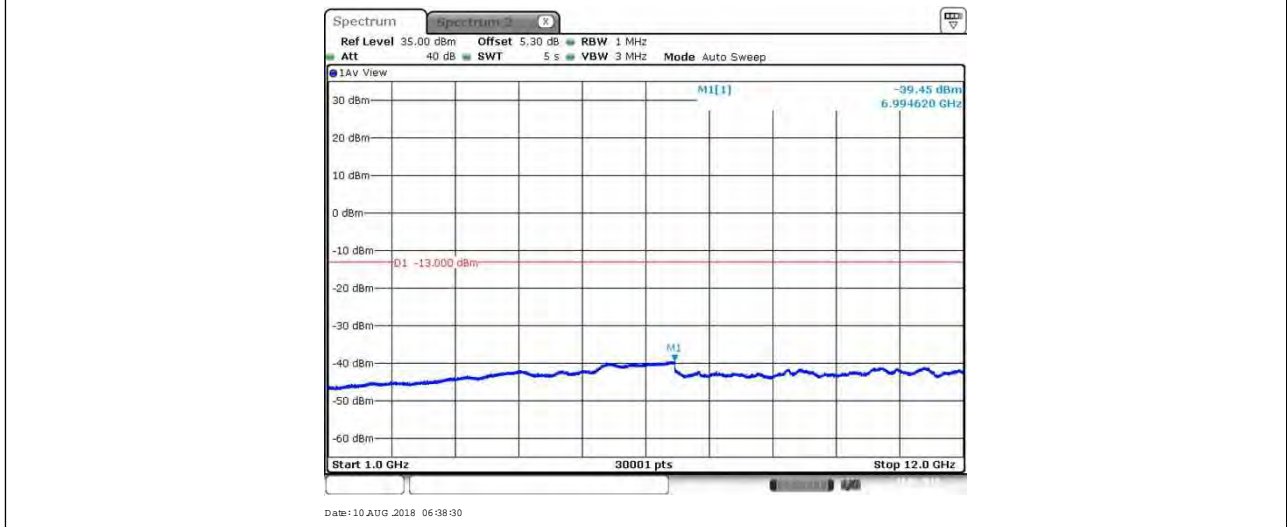
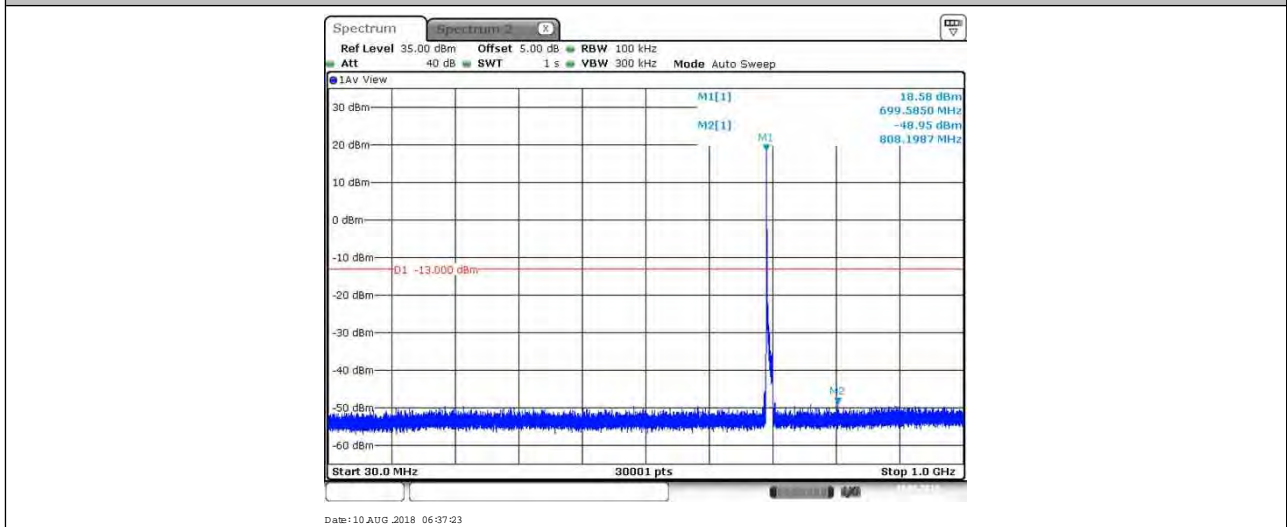
BAND 12_10MHz_16QAM_23095_1RB#0



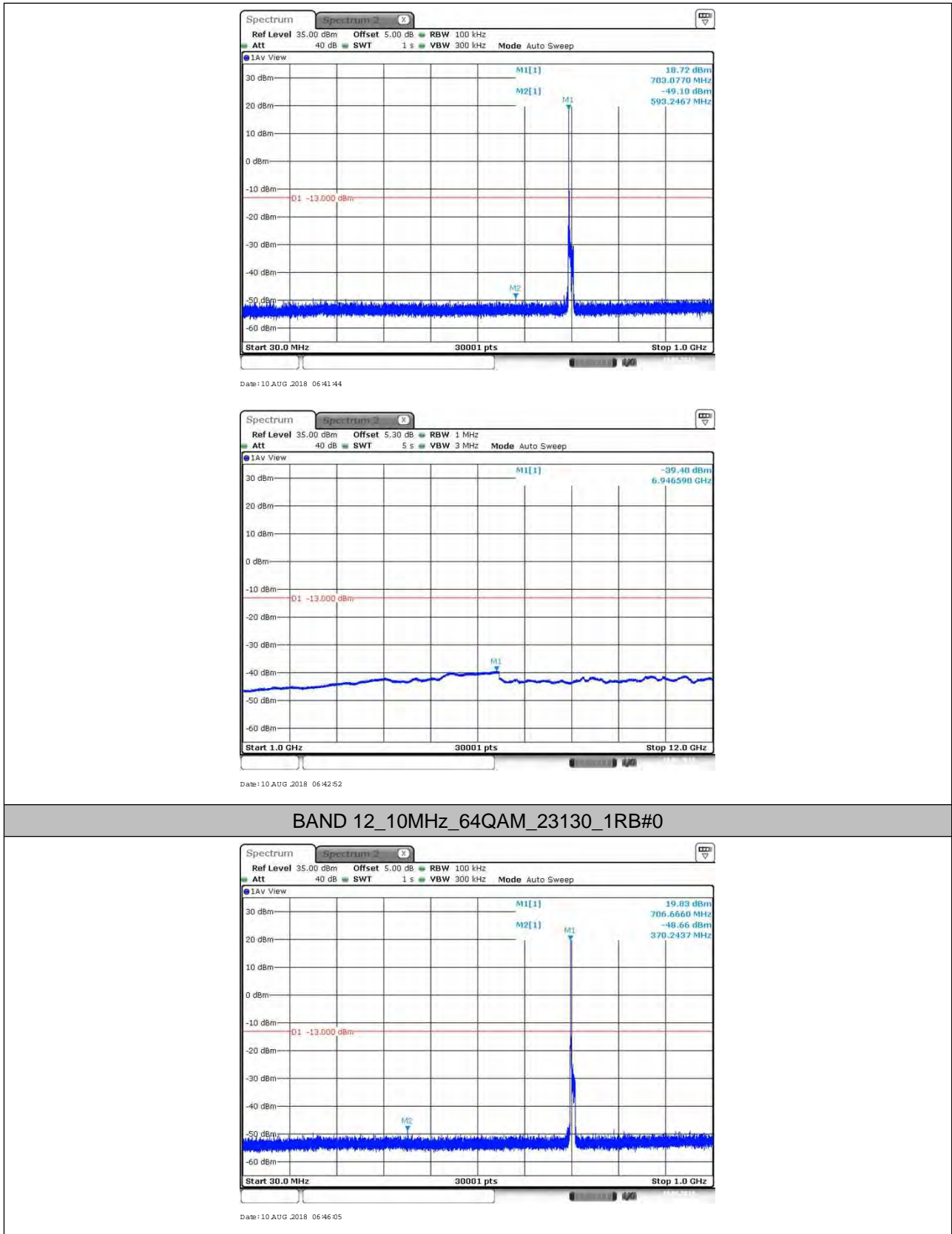




BAND 12_10MHz_64QAM_23060_1RB#0



BAND 12_10MHz_64QAM_23095_1RB#0



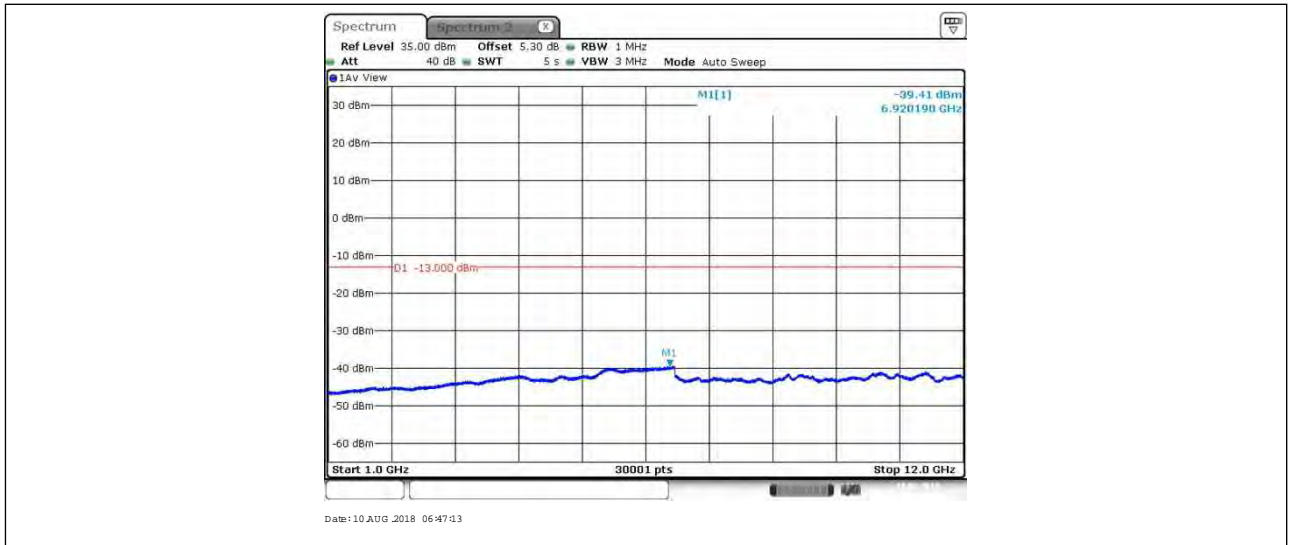
BAND 12_10MHz_64QAM_23130_1RB#0



SGS-CSTC Standards Technical Services Co., Ltd. Shenzhen Branch

Report No.: SZEM180500437001

Page: 54 of 58





7. Field Strength of Spurious Radiation

7.1. Test BAND = LTE BAND 12

7.1.1. Test Mode = LTE/TM1 10MHz

7.1.1.1. Test Channel = LCH

Frequency (MHz)	Level (dBm)	Limit Line (dBm)	Margin (dB)	Polarization
64.486667	-81.96	-13.00	68.96	Vertical
104.293333	-83.76	-13.00	70.76	Vertical
342.480000	-85.71	-13.00	72.71	Vertical
1403.000000	-67.77	-13.00	54.77	Vertical
2111.000000	-61.83	-13.00	48.83	Vertical
2881.000000	-57.43	-13.00	44.43	Vertical
63.320000	-78.24	-13.00	65.24	Horizontal
104.293333	-88.86	-13.00	75.86	Horizontal
276.073333	-87.56	-13.00	74.56	Horizontal
1403.000000	-67.60	-13.00	54.60	Horizontal
2099.000000	-62.23	-13.00	49.23	Horizontal
2834.500000	-57.45	-13.00	44.45	Horizontal

7.1.1.2. Test Channel = MCH

Frequency (MHz)	Level (dBm)	Limit Line (dBm)	Margin (dB)	Polarization
64.486667	-82.36	-13.00	69.36	Vertical
104.293333	-84.66	-13.00	71.66	Vertical
360.960000	-85.47	-13.00	72.47	Vertical
1403.500000	-67.72	-13.00	54.72	Vertical
2127.500000	-61.85	-13.00	48.85	Vertical
2873.000000	-57.46	-13.00	44.46	Vertical
62.760000	-77.47	-13.00	64.47	Horizontal
104.293333	-86.55	-13.00	73.55	Horizontal
264.173333	-87.22	-13.00	74.22	Horizontal
1407.000000	-67.44	-13.00	54.44	Horizontal



2312.500000	-59.31	-13.00	46.31	Horizontal
4299.187500	-66.81	-13.00	53.81	Horizontal

7.1.1.3. Test Channel = HCH

Frequency (MHz)	Level (dBm)	Limit Line (dBm)	Margin (dB)	Polarization
64.813333	-82.04	-13.00	69.04	Vertical
104.293333	-83.57	-13.00	70.57	Vertical
339.353333	-85.91	-13.00	72.91	Vertical
1416.000000	-67.56	-13.00	54.56	Vertical
2104.500000	-62.13	-13.00	49.13	Vertical
2800.000000	-57.74	-13.00	44.74	Vertical
62.760000	-77.99	-13.00	64.99	Horizontal
104.293333	-89.28	-13.00	76.28	Horizontal
259.553333	-87.54	-13.00	74.54	Horizontal
1416.000000	-67.37	-13.00	54.37	Horizontal
2127.500000	-62.38	-13.00	49.38	Horizontal
2881.500000	-56.85	-13.00	43.85	Horizontal

NOTE:

- 1) All modes are tested, but the data presented above is the worst case. the disturbance above 13GHz and below 30MHz was very low, and the above harmonics were the highest point could be found when testing, so only the above harmonics had been displayed.
- 2) We have tested all modulation and all Bandwidth, but only the worst case data presented in this report.



8. Frequency Stability

8.1. Frequency Vs Voltage

BAND	Bandwidth	Modulation	Channel	RB Configure	Voltage		Deviation (Hz)	Deviation (ppm)	Limit (ppm)	Verdict
					Voltage [Vdc]	Temperature (°C)				
BAND12	10MHz	QPSK	23060	50RB#0	VH	NT	2.30	0.003267	±2.5	PASS
				50RB#0	VL	NT	2.80	0.003977	±2.5	PASS
				50RB#0	VN	NT	2.10	0.002983	±2.5	PASS
			23095	50RB#0	VH	NT	1.50	0.002120	±2.5	PASS
				50RB#0	VL	NT	3.40	0.004806	±2.5	PASS
				50RB#0	VN	NT	0.90	0.001272	±2.5	PASS
			23130	50RB#0	VH	NT	2.20	0.003094	±2.5	PASS
				50RB#0	VL	NT	2.20	0.003094	±2.5	PASS
				50RB#0	VN	NT	2.20	0.003094	±2.5	PASS
		16QAM	23060	50RB#0	VH	NT	2.00	0.002841	±2.5	PASS
				50RB#0	VL	NT	2.20	0.003125	±2.5	PASS
				50RB#0	VN	NT	1.50	0.002131	±2.5	PASS
			23095	50RB#0	VH	NT	2.20	0.003110	±2.5	PASS
				50RB#0	VL	NT	2.20	0.003110	±2.5	PASS
				50RB#0	VN	NT	2.20	0.003110	±2.5	PASS
			23130	50RB#0	VH	NT	2.20	0.003094	±2.5	PASS
				50RB#0	VL	NT	2.20	0.003094	±2.5	PASS
				50RB#0	VN	NT	2.20	0.003094	±2.5	PASS
		64QAM	23060	50RB#0	VH	NT	3.00	0.004261	±2.5	PASS
				50RB#0	VL	NT	0.60	0.000852	±2.5	PASS
				50RB#0	VN	NT	1.80	0.002557	±2.5	PASS
			23095	50RB#0	VH	NT	2.20	0.003110	±2.5	PASS
				50RB#0	VL	NT	2.20	0.003110	±2.5	PASS
				50RB#0	VN	NT	2.20	0.003110	±2.5	PASS
			23130	50RB#0	VH	NT	2.20	0.003094	±2.5	PASS
				50RB#0	VL	NT	2.20	0.003094	±2.5	PASS
				50RB#0	VN	NT	2.20	0.003094	±2.5	PASS

8.2. Frequency Vs Temperature

BAND	Bandwidth	Modulation	Channel	RB Configure	Temperature		Deviation (Hz)	Deviation (ppm)	Limit (ppm)	Verdict
					Voltage [Vdc]	Temperature (°C)				
BAND12	10MHz	QPSK	23060	50RB#0	NV	0	1.70	0.002415	±2.5	PASS
				50RB#0	NV	10	1.90	0.002699	±2.5	PASS
				50RB#0	NV	20	2.20	0.003125	±2.5	PASS
				50RB#0	NV	-20	2.40	0.003409	±2.5	PASS
				50RB#0	NV	-30	1.20	0.001705	±2.5	PASS
			23095	50RB#0	NV	0	2.20	0.003110	±2.5	PASS



SGS-CSTC Standards Technical Services Co., Ltd.
Shenzhen Branch

Report No.: SZEM180500437001

Page: 58 of 58

		16QAM	23130	50RB#0	NV	10	2.20	0.003110	±2.5	PASS
				50RB#0	NV	20	2.20	0.003110	±2.5	PASS
				50RB#0	NV	-20	2.20	0.003110	±2.5	PASS
				50RB#0	NV	-30	2.20	0.003110	±2.5	PASS
				50RB#0	NV	0	2.20	0.003094	±2.5	PASS
			23060	50RB#0	NV	10	2.20	0.003094	±2.5	PASS
				50RB#0	NV	20	2.20	0.003094	±2.5	PASS
				50RB#0	NV	-20	2.20	0.003094	±2.5	PASS
				50RB#0	NV	-30	2.20	0.003094	±2.5	PASS
				50RB#0	NV	0	3.20	0.004545	±2.5	PASS
			23095	50RB#0	NV	10	3.80	0.005398	±2.5	PASS
				50RB#0	NV	20	2.60	0.003693	±2.5	PASS
				50RB#0	NV	-20	1.20	0.001705	±2.5	PASS
				50RB#0	NV	-30	1.50	0.002131	±2.5	PASS
				50RB#0	NV	0	2.20	0.003110	±2.5	PASS
			23130	50RB#0	NV	10	2.20	0.003110	±2.5	PASS
				50RB#0	NV	20	2.20	0.003110	±2.5	PASS
				50RB#0	NV	-20	2.20	0.003110	±2.5	PASS
				50RB#0	NV	-30	2.20	0.003110	±2.5	PASS
				50RB#0	NV	0	2.20	0.003094	±2.5	PASS
		64QAM	23060	50RB#0	NV	10	2.20	0.003094	±2.5	PASS
				50RB#0	NV	20	2.20	0.003094	±2.5	PASS
				50RB#0	NV	-20	2.20	0.003094	±2.5	PASS
				50RB#0	NV	-30	2.20	0.003094	±2.5	PASS
				50RB#0	NV	0	1.30	0.001847	±2.5	PASS
			23095	50RB#0	NV	10	2.60	0.003693	±2.5	PASS
				50RB#0	NV	20	2.50	0.003551	±2.5	PASS
				50RB#0	NV	-20	1.20	0.001705	±2.5	PASS
				50RB#0	NV	-30	1.90	0.002699	±2.5	PASS
				50RB#0	NV	0	2.20	0.003110	±2.5	PASS
			23130	50RB#0	NV	10	2.20	0.003110	±2.5	PASS
				50RB#0	NV	20	2.20	0.003110	±2.5	PASS
				50RB#0	NV	-20	2.20	0.003110	±2.5	PASS
				50RB#0	NV	-30	2.20	0.003110	±2.5	PASS
				50RB#0	NV	0	2.20	0.003094	±2.5	PASS
			23060	50RB#0	NV	10	2.20	0.003094	±2.5	PASS
				50RB#0	NV	20	2.20	0.003094	±2.5	PASS
				50RB#0	NV	-20	2.20	0.003094	±2.5	PASS
				50RB#0	NV	-30	2.20	0.003094	±2.5	PASS
				50RB#0	NV	0	2.20	0.003094	±2.5	PASS

The End