



# FCC RADIO TEST REPORT

**FCC ID** : 2AJN7-TP00110B  
**Equipment** : Notebook Computer  
**Brand Name** : Lenovo  
**Model Name** : TP00110B  
**Marketing Name** : ThinkPad X1 Yoga Gen 5  
**Applicant** : LC Future Center  
7F., No.780, Bei'an Rd., Zhongshan Dist.,  
Taipei City 104, Taiwan  
**Manufacturer** : LC Future Center Limited Taiwan Branch  
7F., No.780, Bei'an Rd., Zhongshan Dist.,  
Taipei City 104, Taiwan  
**Standard** : 47 CFR Part 2, 22(H), 24(E), 27

Equipment: Fibocom L850-GL and Intel AX201D2W tested inside of Lenovo Notebook Computer.

The product was received on Oct. 11, 2019 and testing was started from Nov. 03, 2019 and completed on Nov. 23, 2019. We, SPORTON INTERNATIONAL INC. EMC & Wireless Communications Laboratory, would like to declare that the tested sample has been evaluated in accordance with the test procedures given in ANSI / TIA-603-E and has been in compliance with the applicable technical standards.

The report must not be used by the client to claim product certification, approval, or endorsement by TAF or any agency of government.

The test results in this variant report apply exclusively to the tested model / sample. Without written approval of SPORTON INTERNATIONAL INC. EMC & Wireless Communications Laboratory, the test report shall not be reproduced except in full.

*Louis Wu*

Approved by: Louis Wu

**SPORTON INTERNATIONAL INC. EMC & Wireless Communications Laboratory**

No. 52, Huaya 1st Rd., Guishan Dist., Taoyuan City, Taiwan



## Table of Contents

History of this test report.....	3
Summary of Test Result.....	4
<b>1 General Description .....</b>	<b>6</b>
1.1 Product Feature of Equipment Under Test.....	6
1.2 Product Specification subjective to this standard .....	7
1.3 Modification of EUT .....	7
1.4 Testing Location .....	8
1.5 Applicable Standards.....	8
<b>2 Test Configuration of Equipment Under Test .....</b>	<b>9</b>
2.1 Test Mode.....	9
2.2 Connection Diagram of Test System.....	10
2.3 Support Unit used in test configuration and system .....	10
2.4 Frequency List of Low/Middle/High Channels .....	11
<b>3 Conducted Test Items.....</b>	<b>15</b>
3.1 Measuring Instruments .....	15
3.2 Conducted Output Power and ERP/EIRP .....	16
<b>4 Radiated Test Items .....</b>	<b>17</b>
4.1 Measuring Instruments .....	17
4.2 Radiated Spurious Emission Measurement .....	18
<b>5 List of Measuring Equipment.....</b>	<b>19</b>
<b>6 Uncertainty of Evaluation .....</b>	<b>21</b>
<b>Appendix A. Test Results of Conducted Test</b>	
<b>Appendix B. Test Results of ERP/EIRP and Radiated Test</b>	
<b>Appendix C. Test Setup Photographs</b>	



### History of this test report

Report No.	Version	Description	Issued Date
FG9O1139-02B	01	Initial issue of report	Dec. 30, 2019
FG9O1139-02B	02	Revise applicant information	Feb. 25, 2019

## Summary of Test Result

Report Clause	Ref Std. Clause	Test Items	Result (PASS/FAIL)	Remark
3.2	§2.1046	Conducted Output Power	Reporting only	-
	§22.913 (a)(2)	Effective Radiated Power (Band 5) (Band 26)	Pass	
	§27.50 (b)(10) §27.50 (c)(10)	Effective Radiated Power (Band 12) (Band 13) (Band 17)		
	§24.232 (c) §27.50 (h)(2)	Equivalent Isotropic Radiated Power (Band 2) (Band 7) (Band 41)		
	§27.50 (d)(4)	Equivalent Isotropic Radiated Power (Band 4) (Band 66)		
-	§24.232 (d) §27.50 (d)(5)	Peak-to-Average Ratio	Not Required	-
-	§2.1049	Occupied Bandwidth	Not Required	-
-	§2.1051 §22.917 (a) §24.238 (a) §27.53 (c)(2)(4) §27.53 (g) §27.53 (h)	Conducted Band Edge Measurement (Band 2) (Band 4) (Band 5) (Band 12) (Band 13) (Band 17) (Band 26) (Band 66)	Not Required	-
	§2.1051 §27.53 (m)(4)	Conducted Band Edge Measurement (Band 7) (Band 41)		
-	§2.1051 §22.917 (a) §24.238 (a) §27.53 (c)(2) §27.53 (g) §27.53 (h)	Conducted Spurious Emission (Band 2) (Band 4) (Band 5) (Band 12) (Band 13) (Band 17) (Band 26) (Band 66)	Not Required	-
	§2.1051 §27.53 (m)(4)	Conducted Spurious Emission (Band 7) (Band 41)		
-	§2.1055 §22.355 §24.235 §27.54	Frequency Stability Temperature & Voltage	Not Required	-



Report Clause	Ref Std. Clause	Test Items	Result (PASS/FAIL)	Remark
4.2	§2.1053 §22.917 (a) §24.238 (a) §27.53 (c)(2) §27.53 (f) §27.53 (g) §27.53 (h)	Radiated Spurious Emission (Band 2) (Band 4) (Band 5) (Band 12) (Band 13) (Band 17) (Band 26) (Band 66)	Pass	Under limit 0.30 dB at 11520.000 MHz
	§2.1051 §27.53 (m)(4)	Radiated Spurious Emission (Band 7) (Band 41)		

**Remark:**

1. Not required means after assessing, test items are not necessary to carry out.
2. This is a variant report which can be referred Product Equality Declaration. All the test cases were performed on original report (FCC ID: 2AJN7-TP00110A). Based on the original report, the test cases were verified.

**Declaration of Conformity:**

The test results with all measurement uncertainty excluded are presented in accordance with the regulation limits or requirements declared by manufacturers.

**Comments and Explanations:**

The declared of product specification for EUT presented in the report are provided by the manufacturer, and the manufacturer takes all the responsibilities for the accuracy of product specification.

**Reviewed by: Wii Chang**

**Report Producer: Tina Chuang**



# 1 General Description

## 1.1 Product Feature of Equipment Under Test

Product Feature	
Equipment	Notebook Computer
Brand Name	Lenovo
Model Name	TP00110B
Marketing Name	ThinkPad X1 Yoga Gen 5
FCC ID	2AJN7-TP00110B
Sample 1	EUT with Amphenol Antenna
Sample 2	EUT with SPEEDWIRE Antenna
EUT supports Radios application	WCDMA/HSPA/LTE/GNSS
EUT Stage	Production Unit

**Remark:**

1. The above EUT's information was declared by manufacturer.
2. Equipment: Fibocom L860-GL and Intel AX201D2W tested inside of Lenovo Notebook Computer.

Antenna Information				
WWAN				3G&LTE (dBi)
Antenna 1	Manufacturer	Amphenol	Peak gain	2.30
	Part number	LXA113-16-000-C	Type	PIFA
Antenna 2	Manufacturer	SPEEDWIRE	Peak gain	2.07
	Part number	F.0G.ZV-0009-001-00	Type	PIFA

## 1.2 Product Specification subjective to this standard

Standards-related Product Specification	
<b>Tx Frequency</b>	LTE Band 2 : 1850.7 MHz ~ 1909.3 MHz LTE Band 4 : 1710.7 MHz ~ 1754.3 MHz LTE Band 5 : 824.7 MHz ~ 848.3 MHz LTE Band 7 : 2502.5 MHz ~ 2567.5 MHz LTE Band 12 : 699.7 MHz ~ 715.3 MHz LTE Band 13 : 779.5 MHz ~ 784.5 MHz LTE Band 17 : 706.5 MHz ~ 713.5 MHz LTE Band 26 : 824.7 MHz ~ 848.3 MHz LTE Band 41 : 2498.5 MHz ~ 2687.5 MHz LTE Band 66 : 1710.7 MHz ~ 1779.3 MHz
<b>Rx Frequency</b>	LTE Band 2 : 1930.7 MHz ~ 1989.3 MHz LTE Band 4 : 2110.7 MHz ~ 2154.3 MHz LTE Band 5 : 869.7 MHz ~ 893.3 MHz LTE Band 7 : 2622.5MHz ~ 2687.5 MHz LTE Band 12 : 729.7 MHz ~ 745.3 MHz LTE Band 13 : 748.5 MHz ~ 753.5 MHz LTE Band 17 : 736.5 MHz ~ 743.5 MHz LTE Band 26 : 869.7 MHz ~ 893.3 MHz LTE Band 41 : 2498.5 MHz ~ 2687.5 MHz LTE Band 66 : 2110.7 MHz ~ 2199.3 MHz
<b>Bandwidth</b>	LTE Band 2 : 1.4MHz / 3MHz / 5MHz / 10MHz / 15MHz / 20MHz LTE Band 4 : 1.4MHz / 3MHz / 5MHz / 10MHz / 15MHz / 20MHz LTE Band 5 : 1.4MHz / 3MHz / 5MHz / 10MHz LTE Band 7 : 5MHz / 10MHz / 15MHz / 20MHz LTE Band 12 : 1.4MHz / 3MHz / 5MHz / 10MHz LTE Band 13 : 5MHz / 10MHz LTE Band 17 : 5MHz / 10MHz LTE Band 26 : 1.4MHz / 3MHz / 5MHz / 10MHz / 15MHz LTE Band 41 : 5MHz / 10MHz / 15MHz / 20MHz LTE Band 66 : 1.4MHz / 3MHz / 5MHz / 10MHz / 15MHz / 20MHz
<b>Maximum Output Power to Antenna</b>	LTE Band 2 : 23.26 dBm LTE Band 4 : 23.48 dBm LTE Band 5 : 22.93 dBm LTE Band 7 : 23.06 dBm LTE Band 12 : 22.93 dBm LTE Band 13 : 23.14 dBm LTE Band 17 : 22.94 dBm LTE Band 26 : 22.91 dBm LTE Band 41 : 22.91 dBm LTE Band 66 : 22.85dBm
<b>Type of Modulation</b>	QPSK / 16QAM

## 1.3 Modification of EUT

No modifications are made to the EUT during all test items.

## 1.4 Testing Location

<b>Test Site</b>	SPORTON INTERNATIONAL INC. EMC & Wireless Communications Laboratory	
<b>Test Site Location</b>	No.52, Huaya 1st Rd., Guishan Dist., Taoyuan City, Taiwan (R.O.C.)	
<b>Test Site No.</b>	<b>Sporton Site No.</b>	
	TH05-HY	
<b>Test Engineer</b>	Jacky Wang	
<b>Temperature</b>	23~25°C	
<b>Relative Humidity</b>	52~55%	

**Note:** The test site complies with ANSI C63.4 2014 requirement.

<b>Test Site</b>	SPORTON INTERNATIONAL INC. EMC & Wireless Communications Laboratory	
<b>Test Site Location</b>	No.58, Aly. 75, Ln. 564, Wenhua 3rd, Rd., Guishan Dist., Taoyuan City, Taiwan (R.O.C.)	
<b>Test Site No.</b>	<b>Sporton Site No.</b>	
	03CH12-HY	03CH13-HY
<b>Test Engineer</b>	Lance Chiang, Wei Chuan Chu	JC Liang · Wilson Wu
<b>Temperature</b>	22~26°C	21.5~23.5°C
<b>Relative Humidity</b>	58~66%	46.9~49.5%

**Note:** The test site complies with ANSI C63.4 2014 requirement.

FCC Designation No.: TW1190 and TW0007

## 1.5 Applicable Standards

According to the specifications of the manufacturer, the EUT must comply with the requirements of the following standards:

- ♦ ANSI C63.26-2015
- ♦ ANSI / TIA-603-E
- ♦ 47 CFR Part 2, 22(H), 24(E), 27
- ♦ FCC KDB 971168 D01 Power Meas. License Digital Systems v03r01
- ♦ FCC KDB 412172 D01 Determining ERP and EIRP v01r01

**Remark:** All test items were verified and recorded according to the standards and without any deviation during the test.





## 2 Test Configuration of Equipment Under Test

### 2.1 Test Mode

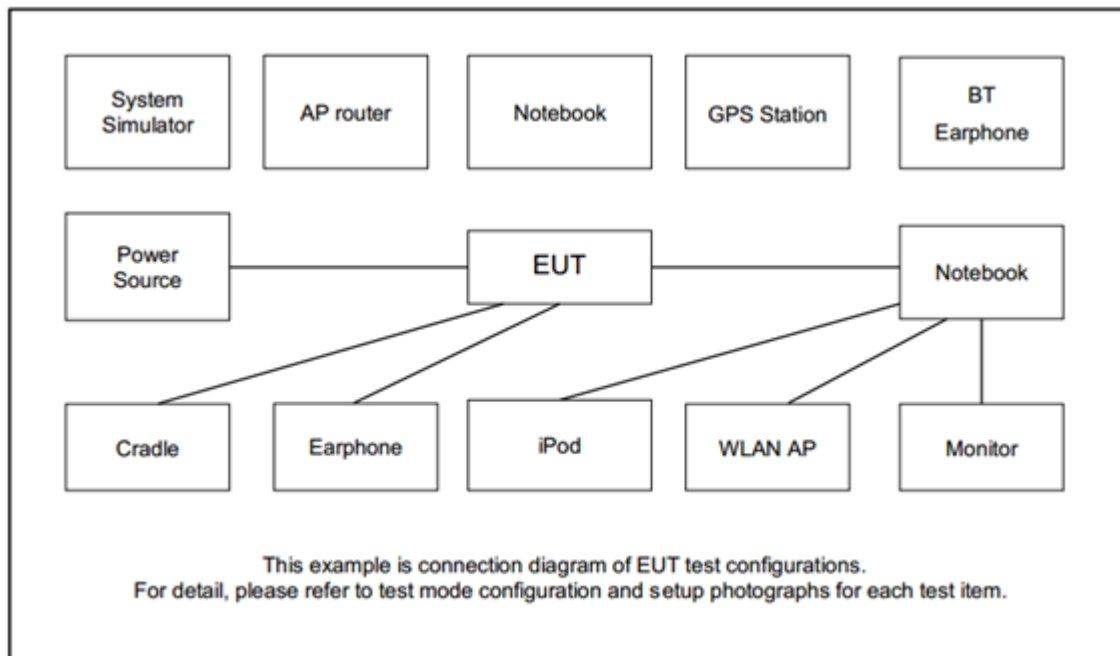
Antenna port conducted and radiated test items listed below are performed according to KDB 971168 D01 Power Meas. License Digital Systems v03r01 with maximum output power.

For radiated measurement, pre-scanned in three orthogonal panels, X, Y, Z, and Notebook Mode. The worst cases (Y plane with Tablet Mode for Band 13 ; Notebook Mode for Band 7) were recorded in this report.

Test Items	Band	Bandwidth (MHz)						Modulation			RB #			Test Channel		
		1.4	3	5	10	15	20	QPSK	16QAM	64QAM	1	Half	Full	L	M	H
Max. Output Power	2	v	v	v	v	v	v	v	v		v	v	v	v	v	v
	4	v	v	v	v	v	v	v	v		v	v	v	v	v	v
	5	v	v	v	v	-	-	v	v		v	v	v	v	v	v
	7	-	-	v	v	v	v	v	v		v	v	v	v	v	v
	12	v	v	v	v	-	-	v	v		v	v	v	v	v	v
	13	-	-	v	v	-	-	v	v		v	v	v	v	v	v
	17	-	-	v	v	-	-	v	v		v	v	v	v	v	v
	26	v	v	v	v	v	-	v	v		v	v	v	v	v	v
	41	-	-	v	v	v	v	v	v		v	v	v	v	v	v
	66	v	v	v	v	v	v	v	v		v	v	v	v	v	v
E.R.P / E.I.R.P	2	v	v	v	v	v	v	v	v		v	v		v	v	v
	4	v	v	v	v	v	v	v	v		v	v		v	v	v
	5	v	v	v	v	-	-	v	v		v	v		v	v	v
	7	-	-	v	v	v	v	v	v		v	v		v	v	v
	12	v	v	v	v	-	-	v	v		v	v		v	v	v
	13	-	-	v	v	-	-	v	v		v	v		v	v	v
	17	-	-	v	v	-	-	v	v		v			v	v	v
	26	v	v	v	v	v	-	v	v		v			v	v	v
	41	-	-	v	v	v	v	v	v		v	v		v	v	v
	66	v	v	v	v	v	v	v	v		v		v	v	v	v

Test Items	Band	Bandwidth (MHz)						Modulation			RB #			Test Channel		
		1.4	3	5	10	15	20	QPSK	16QAM	64QAM	1	Half	Full	L	M	H
Radiated Spurious Emission	7	Worst Case												v	v	v
	13	Worst Case												v	v	v
Remark	1. The mark "v" means that this configuration is chosen for testing 2. The mark "-" means that this bandwidth is not supported. 3. The device is investigated from 30MHz to 10 times of fundamental signal for radiated spurious emission test under different RB size/offset and modulations in exploratory test. Subsequently, only the worst case emissions are reported. 4. All the radiated test cases were performed with Adapter 4 and Sample 1.															

## 2.2 Connection Diagram of Test System



## 2.3 Support Unit used in test configuration and system

Item	Equipment	Trade Name	Model No.	FCC ID	Data Cable	Power Cord
1.	System Simulator	Anritsu	MT8820C	N/A	N/A	Unshielded, 1.8 m
2.	Earphone	Ziya	N/A	N/A	Unshielded, 1.2 m	N/A
3.	Base Station	Anritsu	8821C	N/A	N/A	N/A



### 2.4 Frequency List of Low/Middle/High Channels

LTE Band 2 Channel and Frequency List				
BW [MHz]	Channel/Frequency(MHz)	Lowest	Middle	Highest
20	Channel	18700	18900	19100
	Frequency	1860	1880	1900
15	Channel	18675	18900	19125
	Frequency	1857.5	1880	1902.5
10	Channel	18650	18900	19150
	Frequency	1855	1880	1905
5	Channel	18625	18900	19175
	Frequency	1852.5	1880	1907.5
3	Channel	18615	18900	19185
	Frequency	1851.5	1880	1908.5
1.4	Channel	18607	18900	19193
	Frequency	1850.7	1880	1909.3

LTE Band 4 Channel and Frequency List				
BW [MHz]	Channel/Frequency(MHz)	Lowest	Middle	Highest
20	Channel	20050	20175	20300
	Frequency	1720	1732.5	1745
15	Channel	20025	20175	20325
	Frequency	1717.5	1732.5	1747.5
10	Channel	20000	20175	20350
	Frequency	1715	1732.5	1750
5	Channel	19975	20175	20375
	Frequency	1712.5	1732.5	1752.5
3	Channel	19965	20175	20385
	Frequency	1711.5	1732.5	1753.5
1.4	Channel	19957	20175	20393
	Frequency	1710.7	1732.5	1754.3



<b>LTE Band 5 Channel and Frequency List</b>				
<b>BW [MHz]</b>	<b>Channel/Frequency(MHz)</b>	<b>Lowest</b>	<b>Middle</b>	<b>Highest</b>
10	Channel	20450	20525	20600
	Frequency	829	836.5	844
5	Channel	20425	20525	20625
	Frequency	826.5	836.5	846.5
3	Channel	20415	20525	20635
	Frequency	825.5	836.5	847.5
1.4	Channel	20407	20525	20643
	Frequency	824.7	836.5	848.3

<b>LTE Band 7 Channel and Frequency List</b>				
<b>BW [MHz]</b>	<b>Channel/Frequency(MHz)</b>	<b>Lowest</b>	<b>Middle</b>	<b>Highest</b>
20	Channel	20850	21100	21350
	Frequency	2510	2535	2560
15	Channel	20825	21100	21375
	Frequency	2507.5	2535	2562.5
10	Channel	20800	21100	21400
	Frequency	2505	2535	2565
5	Channel	20775	21100	21425
	Frequency	2502.5	2535	2567.5

<b>LTE Band 12 Channel and Frequency List</b>				
<b>BW [MHz]</b>	<b>Channel/Frequency(MHz)</b>	<b>Lowest</b>	<b>Middle</b>	<b>Highest</b>
10	Channel	23060	23095	23130
	Frequency	704	707.5	711
5	Channel	23035	23095	23155
	Frequency	701.5	707.5	713.5
3	Channel	23025	23095	23165
	Frequency	700.5	707.5	714.5
1.4	Channel	23017	23095	23173
	Frequency	699.7	707.5	715.3



LTE Band 13 Channel and Frequency List				
BW [MHz]	Channel/Frequency(MHz)	Lowest	Middle	Highest
10	Channel	-	23230	-
	Frequency	-	782	-
5	Channel	23205	23230	23255
	Frequency	779.5	782	784.5

LTE Band 17 Channel and Frequency List				
BW [MHz]	Channel/Frequency(MHz)	Lowest	Middle	Highest
10	Channel	23780	23790	23800
	Frequency	709	710	711
5	Channel	23755	23790	23825
	Frequency	706.5	710	713.5

LTE Band 26 Channel and Frequency List				
BW [MHz]	Channel/Frequency(MHz)	Lowest	Middle	Highest
15	Channel	26865	26915	26965
	Frequency	831.5	836.5	841.5
10	Channel	26840	26915	26990
	Frequency	829.0	836.5	844.0
5	Channel	26815	26915	27015
	Frequency	826.5	836.5	846.5
3	Channel	26805	26915	27025
	Frequency	825.5	836.5	847.5
1.4	Channel	26797	26915	27033
	Frequency	824.7	836.5	848.3

LTE Band 41 Channel and Frequency List				
BW [MHz]	Channel/Frequency(MHz)	Lowest	Middle	Highest
20	Channel	39750	40620	41490
	Frequency	2506.0	2593.0	2680.0
15	Channel	39725	40620	41515
	Frequency	2503.5	2593.0	2682.5
10	Channel	39700	40620	41540
	Frequency	2501.0	2593.0	2685.0
5	Channel	39675	40620	41565
	Frequency	2498.5	2593.0	2687.5



LTE Band 66 Channel and Frequency List				
BW [MHz]	Channel/Frequency(MHz)	Lowest	Middle	Highest
20	Channel	132072	132322	132572
	Frequency	1720	1745	1770
15	Channel	132047	132322	132597
	Frequency	1717.5	1745	1772.5
10	Channel	132022	132322	132622
	Frequency	1715	1745	1775
5	Channel	131997	132322	132647
	Frequency	1712.5	1745	1777.5
3	Channel	131987	132322	132657
	Frequency	1711.5	1745	1778.5
1.4	Channel	131979	132322	132665
	Frequency	1710.7	1745	1779.3

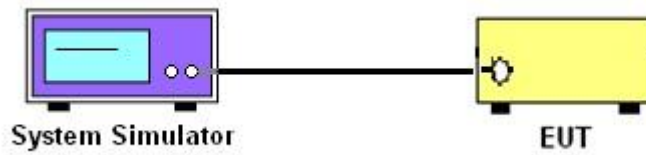
### 3 Conducted Test Items

#### 3.1 Measuring Instruments

See list of measuring instruments of this test report.

##### 3.1.1 Test Setup

##### 3.1.2 Conducted Output Power



##### 3.1.3 Test Result of Conducted Test

Please refer to Appendix A.



## 3.2 Conducted Output Power and ERP/EIRP

### 3.2.1 Description of the Conducted Output Power Measurement and ERP/EIRP Measurement

A system simulator was used to establish communication with the EUT. Its parameters were set to force the EUT transmitting at maximum output power. The measured power in the radio frequency on the transmitter output terminals shall be reported.

The ERP of mobile transmitters must not exceed 7 Watts for LTE Band 5 and Band 26

The ERP of mobile transmitters must not exceed 3 Watts for LTE Band 12 and Band 13 and Band 17

The EIRP of mobile transmitters must not exceed 2 Watts for LTE Band 2 and Band 7 and Band 41

The EIRP of mobile transmitters must not exceed 1 Watts for LTE Band 4 and Band 66

According to KDB 412172 D01 Power Approach,

$EIRP = P_T + G_T - L_C$ ,  $ERP = EIRP - 2.15$ , where

$P_T$  = transmitter output power in dBm

$G_T$  = gain of the transmitting antenna in dBi

$L_C$  = signal attenuation in the connecting cable between the transmitter and antenna in dB

### 3.2.2 Test Procedures

1. The transmitter output port was connected to the system simulator.
2. Set EUT at maximum power through the system simulator.
3. Select lowest, middle, and highest channels for each band and different modulation.
4. Measure and record the power level from the system simulator.



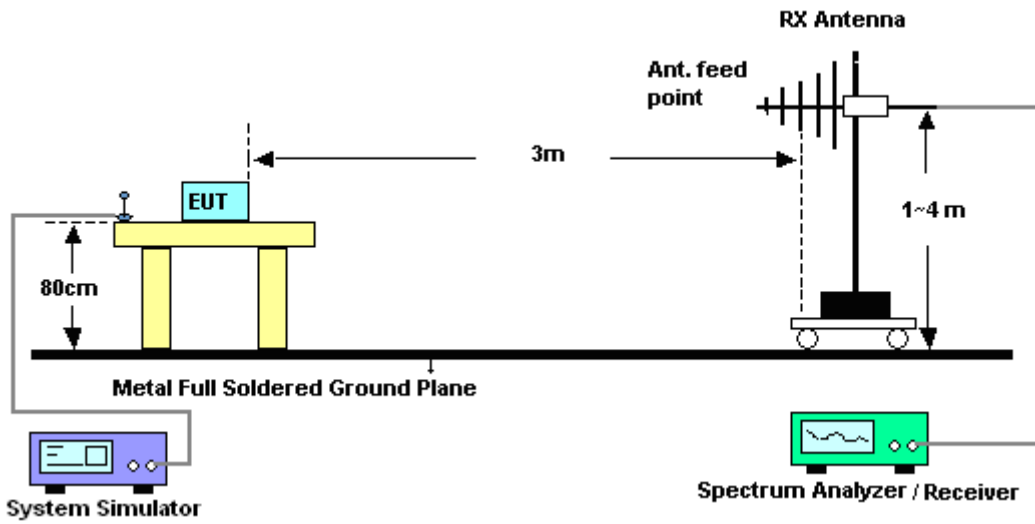
## 4 Radiated Test Items

### 4.1 Measuring Instruments

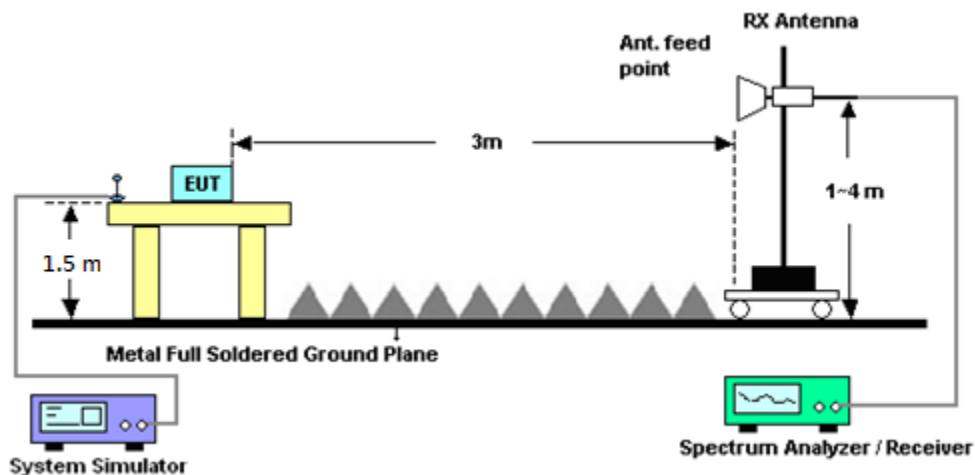
See list of measuring instruments of this test report.

#### 4.1.1 Test Setup

For radiated test from 30MHz to 1GHz



For radiated test above 1GHz



#### 4.1.2 Test Result of Radiated Test

Please refer to Appendix B.



## 4.2 Radiated Spurious Emission Measurement

### 4.2.1 Description of Radiated Spurious Emission Measurement

The radiated spurious emission was measured by substitution method according to ANSI / TIA-603-E. The power of any emission outside of the authorized operating frequency ranges must be attenuated below the transmitter power (P) by a factor of at least  $43 + 10 \log (P)$  dB.

For LTE Band 7, 41

The power of any emission outside of the authorized operating frequency ranges must be attenuated below the transmitter power (P) by a factor of at least  $55 + 10 \log (P)$  dB.

For LTE Band 13

For operations in the 746-758 MHz, 775-788 MHz, and 805-806 MHz bands, emissions in the band 1559-1610 MHz shall be limited to  $-70$  dBW/MHz equivalent isotropically radiated power (EIRP) for wideband signals, and  $-80$  dBW EIRP for discrete emissions of less than 700 Hz bandwidth.

The spectrum is scanned from 30 MHz up to a frequency including its 10th harmonic.

### 4.2.2 Test Procedures

The testing follows FCC KDB 971168 D01 v03r01 Section 7 and ANSI / TIA-603-E Section 2.2.12.

1. The EUT was placed on a turntable with 0.8 meter for frequency below 1GHz and 1.5 meter for frequency above 1GHz respectively above ground.
2. The EUT was set 3 meters from the receiving antenna, which was mounted on the antenna tower.
3. The table was rotated 360 degrees to determine the position of the highest spurious emission.
4. The height of the receiving antenna is varied between one meter and four meters to search the maximum spurious emission for both horizontal and vertical polarizations.
5. Make the measurement with the spectrum analyzer's RBW = 1MHz, VBW = 3MHz, taking the record of maximum spurious emission.
6. A horn antenna was substituted in place of the EUT and was driven by a signal generator.
7. Tune the output power of signal generator to the same emission level with EUT maximum spurious emission.
8. Taking the record of output power at antenna port.
9. Repeat step 7 to step 8 for another polarization.
10. The RF fundamental frequency should be excluded against the limit line in the operating frequency band.

The limit line is derived from  $43 + 10\log(P)$ dB below the transmitter power P(Watts)

For LTE Band 7, 41

The limit line is derived from  $55 + 10\log(P)$ dB below the transmitter power P(Watts)

EIRP (dBm) = S.G. Power – Tx Cable Loss + Tx Antenna Gain

ERP (dBm) = EIRP - 2.15



## 5 List of Measuring Equipment

Instrument	Manufacturer	Model No.	Serial No.	Characteristics	Calibration Date	Test Date	Due Date	Remark
LTE Base Station	Anritsu	MT8820C	6201107509	-	Jul. 03, 2019	Nov. 04, 2019	Jul. 02, 2020	Conducted (TH05-HY)
Loop Antenna	Rohde & Schwarz	HFH2-Z2	100488	9 kHz~30 MHz	Jan. 07, 2019	Nov. 22, 2019~ Nov. 23, 2019	Jan. 06, 2020	Radiation (03CH12-HY)
Bilog Antenna	TESEQ	CBL 6111D&00802 N1D01N-06	35413&02	30MHz to 1GHz	Feb. 12, 2019	Nov. 22, 2019~ Nov. 23, 2019	Feb. 11, 2020	Radiation (03CH12-HY)
Horn Antenna	SCHWARZBE CK	BBHA 9120D	9120D-02037	1GHz ~ 18GHz	Oct. 28, 2019	Nov. 22, 2019~ Nov. 23, 2019	Oct. 27, 2020	Radiation (03CH12-HY)
Horn Antenna	SCHWARZBE CK	BBHA 9120D	9120D-1328	1GHz ~ 18GHz	Nov. 09, 2019	Nov. 22, 2019~ Nov. 23, 2019	Nov. 08, 2020	Radiation (03CH12-HY)
SHF-EHF Horn Antenna	SCHWARZBE CK	BBHA 9170	BBHA917058 4	18GHz ~ 40GHz	Dec. 05, 2018	Nov. 22, 2019~ Nov. 23, 2019	Dec. 04, 2019	Radiation (03CH12-HY)
Preamplifier	COM-POWER	PA-103	161075	10MHz~1GHz	Mar. 25, 2019	Nov. 22, 2019~ Nov. 23, 2019	Mar. 24, 2020	Radiation (03CH12-HY)
Preamplifier	Agilent	8449B	3008A02375	1GHz~26.5GHz	May 28, 2018	Nov. 22, 2019~ Nov. 23, 2019	May 26, 2020	Radiation (03CH12-HY)
Preamplifier	EMEC	EM18G40G	060715	18GHz ~ 40GHz	Dec. 06, 2018	Nov. 22, 2019~ Nov. 23, 2019	Dec. 05, 2019	Radiation (03CH12-HY)
EMI Test Receiver	Rohde & Schwarz	ESU26	100390	20Hz~26.5GHz	Dec. 26, 2018	Nov. 22, 2019~ Nov. 23, 2019	Dec. 25, 2019	Radiation (03CH12-HY)
Spectrum Analyzer	Keysight	N9010A	MY53470118	10Hz~44GHz	Apr. 18, 2019	Nov. 22, 2019~ Nov. 23, 2019	Apr. 17, 2020	Radiation (03CH12-HY)
Signal Generator	Rohde & Schwarz	SMB100A	101107	100kHz~40GHz	Aug. 27, 2019	Nov. 22, 2019~ Nov. 23, 2019	Aug. 26, 2020	Radiation (03CH12-HY)
Base Station	Anritsu	MT8821C	6201432816	GSM / GPRS / WCDMA / LTE FDD/TDD with 44) /LTE-3CC DLCA,2CC ULCA	May 05, 2019	Nov. 22, 2019~ Nov. 23, 2019	May 04, 2020	Radiation (03CH12-HY)
RF Cable	HUBER + SUHNER	SUCOFLEX 126E	0058/126E	30M-18G	Mar. 13, 2019	Nov. 22, 2019~ Nov. 23, 2019	Mar. 12, 2020	Radiation (03CH12-HY)
RF Cable	HUBER + SUHNER	SUCOFLEX 102	505134/2	30M~40GHz	Feb. 26, 2018	Nov. 22, 2019~ Nov. 23, 2019	Feb. 25, 2020	Radiation (03CH12-HY)
RF Cable	HUBER + SUHNER	SUCOFLEX 102	800740/2	30M~40GHz	Feb. 26, 2018	Nov. 22, 2019~ Nov. 23, 2019	Feb. 25, 2020	Radiation (03CH12-HY)
Controller	EMEC	EM1000	N/A	Control Turn table & Ant Mast	N/A	Nov. 22, 2019~ Nov. 23, 2019	N/A	Radiation (03CH12-HY)
Antenna Mast	EMEC	AM-BS-4500-B	N/A	1m~4m	N/A	Nov. 22, 2019~ Nov. 23, 2019	N/A	Radiation (03CH12-HY)
Turn Table	EMEC	TT2000	N/A	0~360 Degree	N/A	Nov. 22, 2019~ Nov. 23, 2019	N/A	Radiation (03CH12-HY)
Software	Audix	E3 6.2009-8-24	RK-000989	N/A	N/A	Nov. 22, 2019~ Nov. 23, 2019	N/A	Radiation (03CH12-HY)



Instrument	Manufacturer	Model No.	Serial No.	Characteristics	Calibration Date	Test Date	Due Date	Remark
Bilog Antenna	TESEQ	CBL 6111D & 00800N1D01N-06	40103 & 07	30MHz~1GHz	Apr. 30, 2019	Nov. 03, 2019~Nov. 19, 2019	Apr. 29, 2020	Radiation (03CH13-HY)
Bilog Antenna	TESEQ	CBL 6111D&00802N1D01N-06	54682 & AT-N0603	30MHz~1GHz	Sep. 26, 2019	Nov. 03, 2019~Nov. 19, 2019	Sep. 25, 2020	Radiation (03CH13-HY)
Horn Antenna	SCHWARZBECK	BBHA 9120 D	9120D-1241	1GHz~18GHz	Jul. 02, 2019	Nov. 03, 2019~Nov. 19, 2019	Jul. 01, 2020	Radiation (03CH13-HY)
Horn Antenna	SCHWARZBECK	BBHA 9120 D	9120D-1212	1GHz~18GHz	May 14, 2019	Nov. 03, 2019~Nov. 19, 2019	May 13, 2020	Radiation (03CH13-HY)
SHF-EHF Horn Antenna	SCHWARZBECK	BBHA 9170	BBHA9170576	18GHz~40GHz	May 14, 2019	Nov. 03, 2019~Nov. 19, 2019	May 13, 2020	Radiation (03CH13-HY)
SHF-EHF Horn Antenna	SCHWARZBECK	BBHA 9170	BBHA9170584	18GHz~40GHz	Dec. 05, 2018	Nov. 03, 2019~Nov. 19, 2019	Dec. 04, 2019	Radiation (03CH13-HY)
Amplifier	SONOMA	310N	187282	9kHz~1GHz	Dec. 18, 2018	Nov. 03, 2019~Nov. 19, 2019	Dec. 17, 2019	Radiation (03CH13-HY)
Preamplifier	MITEQ	AMF-7D-0010 1800-30-10P	1590074	1GHz~18GHz	May 20, 2019	Nov. 03, 2019~Nov. 19, 2019	May 19, 2020	Radiation (03CH13-HY)
Preamplifier	EMEC	EM18G40G	060715	18GHz~40GHz	Dec. 06, 2018	Nov. 03, 2019~Nov. 19, 2019	Dec. 05, 2019	Radiation (03CH13-HY)
Preamplifier	Agilent	8449B	3008A02375	1GHz~26.5GHz	May 27, 2019	Nov. 03, 2019~Nov. 19, 2019	May 26, 2020	Radiation (03CH13-HY)
Spectrum Analyzer	Keysight	N9010A	MY55370526	10Hz~44GHz	Mar. 19, 2019	Nov. 03, 2019~Nov. 19, 2019	Mar. 18, 2020	Radiation (03CH13-HY)
Controller	EMEC	EM1000	N/A	Control Turn table & Ant Mast	N/A	Nov. 03, 2019~Nov. 19, 2019	N/A	Radiation (03CH13-HY)
Antenna Mast	EMEC	AM-BS-4500-B	N/A	1m~4m	N/A	Nov. 03, 2019~Nov. 19, 2019	N/A	Radiation (03CH13-HY)
Turn Table	EMEC	TT2000	N/A	0~360 Degree	N/A	Nov. 03, 2019~Nov. 19, 2019	N/A	Radiation (03CH13-HY)
Software	Audix	E3 6.2009-8-24	RK-000992	N/A	N/A	Nov. 03, 2019~Nov. 19, 2019	N/A	Radiation (03CH13-HY)
Hygrometer	TECPEL	DTM-303B	TP157151	N/A	Jun. 17, 2019	Nov. 03, 2019~Nov. 19, 2019	Jun. 16, 2020	Radiation (03CH13-HY)
Signal Generator	Rohde & Schwarz	SMF100A	101107	100kHz~40GHz	Aug. 27, 2019	Nov. 03, 2019~Nov. 19, 2019	Aug. 26, 2020	Radiation (03CH13-HY)
RF Cable	HUBER + SUHNER	SF102/2*11SK 252	MY4278/2	9kHz~40GHz	May 16, 2019	Nov. 03, 2019~Nov. 19, 2019	May 15, 2020	Radiation (03CH13-HY)
RF Cable	HUBER + SUHNER	SUCOFLEX 104	MY24961/4	30M-18G	Feb. 13, 2019	Nov. 03, 2019~Nov. 19, 2019	Feb. 12, 2020	Radiation (03CH13-HY)
RF Cable	HUBER + SUHNER	SUCOFLEX 102	MY2859/2	30M~40GHz	Mar. 13, 2019	Nov. 03, 2019~Nov. 19, 2019	Mar. 12, 2020	Radiation (03CH13-HY)
Filter	Wainwright	WHKX12-2700-3000-18000-6 0SS	SN2	3GHz High Pass Filter	Jul. 14, 2019	Nov. 03, 2019~Nov. 19, 2019	Jul. 13, 2020	Radiation (03CH13-HY)
Filter	Wainwright	WHKX12-1080-1200-15000-6 0SS	SN3	1.2GHz High Pass Filter	Jul. 03, 2019	Nov. 03, 2019~Nov. 19, 2019	Jul. 02, 2020	Radiation (03CH13-HY)

## 6 Uncertainty of Evaluation

<03CH12-HY>

### Uncertainty of Radiated Emission Measurement (30 MHz ~ 1000 MHz)

Measuring Uncertainty for a Level of Confidence of 95% ( $U = 2Uc(y)$ )	3.24
---	------

### Uncertainty of Radiated Emission Measurement (1 GHz ~ 18 GHz)

Measuring Uncertainty for a Level of Confidence of 95% ( $U = 2Uc(y)$ )	3.62
---	------

### Uncertainty of Radiated Emission Measurement (18 GHz ~ 40 GHz)

Measuring Uncertainty for a Level of Confidence of 95% ( $U = 2Uc(y)$ )	4.06
---	------

<03CH13-HY>

### Uncertainty of Radiated Emission Measurement (30 MHz ~ 1000 MHz)

Measuring Uncertainty for a Level of Confidence of 95% ( $U = 2Uc(y)$ )	3.21
---	------

### Uncertainty of Radiated Emission Measurement (1 GHz ~ 18 GHz)

Measuring Uncertainty for a Level of Confidence of 95% ( $U = 2Uc(y)$ )	3.24
---	------

### Uncertainty of Radiated Emission Measurement (18 GHz ~ 40 GHz)

Measuring Uncertainty for a Level of Confidence of 95% ( $U = 2Uc(y)$ )	3.99
---	------



## Appendix A. Test Results of Conducted Test

### Conducted Output Power(Average power)

LTE Band 2 Maximum Average Power [dBm]						
BW [MHz]	RB Size	RB Offset	Mod	Lowest	Middle	Highest
20	1	0	QPSK	22.95	<b>23.26</b>	22.95
20	1	49		22.79	23.04	22.86
20	1	99		22.99	22.96	22.73
20	50	0		21.85	22.09	21.86
20	50	24		21.82	22.05	21.87
20	50	50		21.89	22.05	21.86
20	100	0		22.01	22.14	22.10
20	1	0	16-QAM	22.17	22.37	22.19
20	1	49		22.12	22.25	22.02
20	1	99		22.18	22.27	22.03
20	50	0		20.92	21.15	20.90
20	50	24		20.88	21.10	20.91
20	50	50		20.93	21.11	20.95
20	100	0		21.03	21.20	21.20
15	1	0	QPSK	23.03	23.19	22.85
15	1	37		22.97	23.13	22.81
15	1	74		23.03	23.13	22.70
15	36	0		21.96	22.18	21.89
15	36	20		21.95	22.15	21.87
15	36	39		21.99	22.14	21.86
15	75	0		22.00	22.17	21.97
15	1	0	16-QAM	22.31	22.40	22.05
15	1	37		22.12	22.35	22.03
15	1	74		22.20	22.40	21.92
15	36	0		21.04	21.19	20.96
15	36	20		21.05	21.17	20.90
15	36	39		21.04	21.16	20.87
15	75	0		21.02	21.15	20.99



LTE Band 2 Maximum Average Power [dBm]						
BW [MHz]	RB Size	RB Offset	Mod	Lowest	Middle	Highest
10	1	0	QPSK	23.04	23.16	22.93
10	1	25		22.92	23.09	22.84
10	1	49		23.02	23.14	22.68
10	25	0		22.02	22.20	21.86
10	25	12		21.96	22.15	21.85
10	25	25		21.99	22.16	21.82
10	50	0		21.93	22.12	21.87
10	1	0	16-QAM	22.43	22.38	22.09
10	1	25		22.32	22.36	22.07
10	1	49		22.36	22.45	21.91
10	25	0		21.10	21.21	20.88
10	25	12		21.04	21.14	20.87
10	25	25		21.07	21.20	20.84
10	50	0		20.97	21.19	20.92
5	1	0	QPSK	23.05	23.22	22.86
5	1	12		22.95	23.13	22.93
5	1	24		22.96	23.06	22.61
5	12	0		22.05	22.13	21.82
5	12	7		21.89	22.13	21.76
5	12	13		22.09	22.10	21.90
5	25	0		21.84	22.02	21.81
5	1	0	16-QAM	22.49	22.41	22.13
5	1	12		22.32	22.45	22.03
5	1	24		22.29	22.42	21.85
5	12	0		21.08	21.26	20.97
5	12	7		21.11	21.18	20.83
5	12	13		21.07	21.29	20.78
5	25	0		21.04	21.09	20.91



LTE Band 2 Maximum Average Power [dBm]						
BW [MHz]	RB Size	RB Offset	Mod	Lowest	Middle	Highest
3	1	0	QPSK	23.06	23.19	22.96
3	1	8		22.91	23.20	22.80
3	1	14		22.91	22.98	22.73
3	8	0		22.04	22.22	21.87
3	8	4		21.85	22.14	21.75
3	8	7		21.99	22.10	21.92
3	15	0		21.92	21.95	21.90
3	1	0	16-QAM	22.49	22.43	22.16
3	1	8		22.27	22.52	22.13
3	1	14		22.38	22.51	21.81
3	8	0		21.10	21.21	20.95
3	8	4		21.09	21.10	20.92
3	8	7		21.13	21.37	20.77
3	15	0		21.04	21.10	20.82
1.4	1	0	QPSK	23.04	23.16	22.91
1.4	1	3		22.97	23.04	22.93
1.4	1	5		22.93	23.07	22.71
1.4	3	0		22.95	22.91	22.76
1.4	3	1		22.86	22.85	22.84
1.4	3	3		22.96	22.90	22.80
1.4	6	0		21.87	22.01	21.85
1.4	1	0	16-QAM	22.56	22.40	21.99
1.4	1	3		22.25	22.52	22.02
1.4	1	5		22.38	22.47	21.91
1.4	3	0		21.98	22.29	21.81
1.4	3	1		22.19	22.16	21.96
1.4	3	3		22.11	22.39	21.79
1.4	6	0		20.95	21.02	20.94





LTE Band 4 Maximum Average Power [dBm]						
BW [MHz]	RB Size	RB Offset	Mod	Lowest	Middle	Highest
20	1	0	QPSK	23.10	<b>23.48</b>	23.29
20	1	49		23.27	23.08	23.06
20	1	99		23.17	23.47	23.27
20	50	0		22.23	22.33	22.12
20	50	24		22.26	22.07	22.12
20	50	50		22.20	22.11	22.04
20	100	0		22.13	22.17	22.04
20	1	0	16-QAM	22.35	22.47	22.45
20	1	49		22.49	22.35	22.39
20	1	99		22.54	22.37	22.67
20	50	0		21.33	21.18	21.17
20	50	24		21.32	21.19	21.14
20	50	50		21.25	21.21	21.45
20	100	0		21.43	21.25	21.39
15	1	0	QPSK	23.09	23.16	23.07
15	1	37		23.30	23.13	23.29
15	1	74		23.16	23.08	23.42
15	36	0		22.18	22.11	22.00
15	36	20		22.29	22.10	22.31
15	36	39		22.27	22.15	22.35
15	75	0		22.32	22.10	22.37
15	1	0	16-QAM	22.31	22.40	22.30
15	1	37		22.51	22.41	22.52
15	1	74		22.38	22.32	22.54
15	36	0		21.22	21.20	21.06
15	36	20		21.37	21.18	21.34
15	36	39		21.35	21.22	21.37
15	75	0		21.40	21.15	21.37



LTE Band 4 Maximum Average Power [dBm]						
BW [MHz]	RB Size	RB Offset	Mod	Lowest	Middle	Highest
10	1	0	QPSK	23.08	23.19	23.17
10	1	25		23.20	23.07	23.37
10	1	49		23.29	23.14	<b>23.48</b>
10	25	0		22.21	22.16	22.38
10	25	12		22.24	22.17	22.43
10	25	25		22.32	22.19	22.46
10	50	0		22.25	22.15	22.43
10	1	0	16-QAM	22.33	22.52	22.49
10	1	25		22.45	22.42	22.63
10	1	49		22.50	22.51	22.61
10	25	0		21.25	21.24	21.41
10	25	12		21.29	21.25	21.44
10	25	25		21.36	21.24	21.46
10	50	0		21.33	21.18	21.44
5	1	0	QPSK	23.06	23.25	23.21
5	1	12		23.23	22.97	23.40
5	1	24		23.35	23.09	23.08
5	12	0		22.29	22.10	22.48
5	12	7		22.22	22.23	22.40
5	12	13		22.41	22.27	22.51
5	25	0		22.25	22.08	22.33
5	1	0	16-QAM	22.26	22.51	22.39
5	1	12		22.48	22.43	22.56
5	1	24		22.44	22.46	22.71
5	12	0		21.23	21.34	21.36
5	12	7		21.30	21.32	21.44
5	12	13		21.33	21.18	21.49
5	25	0		21.40	21.25	21.39



LTE Band 4 Maximum Average Power [dBm]						
BW [MHz]	RB Size	RB Offset	Mod	Lowest	Middle	Highest
3	1	0	QPSK	23.15	23.13	23.14
3	1	8		23.34	23.41	23.33
3	1	14		<b>23.48</b>	23.37	23.39
3	8	0		22.37	22.44	22.34
3	8	4		22.44	22.37	22.41
3	8	7		22.56	22.48	22.52
3	15	0		22.52	22.48	22.50
3	1	0	16-QAM	22.41	22.57	22.54
3	1	8		22.55	22.68	22.54
3	1	14		22.69	22.66	22.69
3	8	0		21.35	21.51	21.51
3	8	4		21.38	21.36	21.48
3	8	7		21.54	21.44	21.50
3	15	0		21.54	21.44	21.50
1.4	1	0	QPSK	23.18	23.17	23.10
1.4	1	3		23.44	23.43	23.37
1.4	1	5		22.96	22.97	22.97
1.4	3	0		23.12	23.41	23.32
1.4	3	1		23.38	23.39	23.33
1.4	3	3		23.29	23.39	23.35
1.4	6	0		22.48	22.48	22.49
1.4	1	0	16-QAM	22.57	22.45	22.46
1.4	1	3		22.71	22.58	22.53
1.4	1	5		22.63	22.69	22.62
1.4	3	0		22.39	22.39	22.36
1.4	3	1		22.45	22.50	22.52
1.4	3	3		22.36	22.38	22.45
1.4	6	0		21.49	21.43	21.52



LTE Band 5 Maximum Average Power [dBm]						
BW [MHz]	RB Size	RB Offset	Mod	Lowest	Middle	Highest
10	1	0	QPSK	22.83	22.92	22.76
10	1	25		22.80	22.79	22.68
10	1	49		22.83	22.66	22.66
10	25	0		21.89	21.96	21.68
10	25	12		21.85	21.88	21.64
10	25	25		21.87	21.79	21.65
10	50	0		21.82	21.89	21.77
10	1	0	16-QAM	22.13	22.15	22.07
10	1	25		22.15	22.14	21.91
10	1	49		22.11	22.00	22.04
10	25	0		20.99	20.89	20.73
10	25	12		20.91	20.93	20.69
10	25	25		20.89	20.86	20.71
10	50	0		20.97	20.95	20.82
5	1	0	QPSK	22.88	22.89	22.84
5	1	12		22.76	22.82	22.58
5	1	24		22.89	22.63	22.61
5	12	0		21.86	21.87	21.69
5	12	7		21.89	21.96	21.69
5	12	13		21.86	21.76	21.68
5	25	0		21.89	21.86	21.87
5	1	0	16-QAM	22.09	22.13	22.07
5	1	12		22.07	22.13	22.00
5	1	24		22.14	22.02	22.03
5	12	0		20.91	20.91	20.67
5	12	7		20.91	20.97	20.70
5	12	13		20.92	20.87	20.61
5	25	0		21.05	20.98	20.81



LTE Band 5 Maximum Average Power [dBm]						
BW [MHz]	RB Size	RB Offset	Mod	Lowest	Middle	Highest
3	1	0	QPSK	22.80	22.75	22.75
3	1	8		22.79	22.84	22.65
3	1	14		22.75	22.64	22.63
3	8	0		21.92	21.94	21.73
3	8	4		21.83	21.97	21.61
3	8	7		21.88	21.73	21.68
3	15	0		21.95	21.79	21.86
3	1	0	16-QAM	22.06	22.09	21.99
3	1	8		22.08	22.04	21.90
3	1	14		22.10	21.98	21.96
3	8	0		21.06	20.87	20.73
3	8	4		20.84	20.83	20.66
3	8	7		20.89	20.81	20.74
3	15	0		20.90	20.99	20.73
1.4	1	0	QPSK	<b>22.93</b>	22.75	22.74
1.4	1	3		22.80	22.80	22.66
1.4	1	5		<b>22.93</b>	22.75	22.60
1.4	3	0		22.86	22.88	22.58
1.4	3	1		22.85	<b>22.93</b>	22.70
1.4	3	3		22.81	22.85	22.66
1.4	6	0		21.83	21.80	21.82
1.4	1	0	16-QAM	22.07	22.07	21.99
1.4	1	3		22.10	22.12	21.83
1.4	1	5		22.10	21.98	21.97
1.4	3	0		22.02	21.80	21.79
1.4	3	1		21.92	21.93	21.66
1.4	3	3		21.95	21.83	21.64
1.4	6	0		21.02	21.02	20.80



LTE Band 7 Maximum Average Power [dBm]						
BW [MHz]	RB Size	RB Offset	Mod	Lowest	Middle	Highest
20	1	0	QPSK	23.00	<b>23.06</b>	22.79
20	1	49		22.83	22.69	22.85
20	1	99		22.88	22.74	22.97
20	50	0		21.95	22.00	21.92
20	50	24		21.94	21.83	21.91
20	50	50		21.92	21.79	21.90
20	100	0		21.92	21.96	21.91
20	1	0	16-QAM	22.14	22.15	22.08
20	1	49		21.98	21.90	22.17
20	1	99		22.03	21.92	22.24
20	50	0		21.02	20.91	20.91
20	50	24		20.93	20.86	20.98
20	50	50		20.95	20.81	21.06
20	100	0		21.03	20.99	21.14
15	1	0	QPSK	22.95	22.83	22.83
15	1	37		22.90	22.73	22.94
15	1	74		22.91	22.77	22.99
15	36	0		22.01	21.87	21.97
15	36	20		21.97	21.86	22.02
15	36	39		21.93	21.82	22.07
15	75	0		22.00	21.92	22.08
15	1	0	16-QAM	22.13	22.01	22.04
15	1	37		22.11	21.96	22.10
15	1	74		22.11	22.03	22.20
15	36	0		21.07	20.89	20.98
15	36	20		21.04	20.86	21.03
15	36	39		21.00	20.83	21.08
15	75	0		21.04	20.90	21.10



LTE Band 7 Maximum Average Power [dBm]						
BW [MHz]	RB Size	RB Offset	Mod	Lowest	Middle	Highest
10	1	0	QPSK	23.02	22.77	22.95
10	1	25		22.96	22.71	23.00
10	1	49		22.92	22.73	23.05
10	25	0		22.11	21.87	22.07
10	25	12		22.08	21.84	22.08
10	25	25		22.07	21.84	22.11
10	50	0		22.08	21.87	22.10
10	1	0	16-QAM	22.20	21.99	22.22
10	1	25		22.18	21.90	22.17
10	1	49		22.07	21.99	22.31
10	25	0		21.11	20.88	21.13
10	25	12		21.08	20.86	21.13
10	25	25		21.02	20.85	21.16
10	50	0		21.04	20.88	21.13
5	1	0	QPSK	22.95	22.71	23.03
5	1	12		23.01	22.65	22.87
5	1	24		22.97	22.75	23.01
5	12	0		22.07	21.79	22.04
5	12	7		22.01	21.90	22.06
5	12	13		22.00	21.84	22.03
5	25	0		22.05	21.84	22.05
5	1	0	16-QAM	22.29	22.01	22.29
5	1	12		22.10	21.91	22.24
5	1	24		22.04	21.91	22.32
5	12	0		21.18	20.90	21.13
5	12	7		21.07	20.87	21.19
5	12	13		21.12	20.75	21.23
5	25	0		21.11	20.91	21.03



LTE Band 12 Maximum Average Power [dBm]						
BW [MHz]	RB Size	RB Offset	Mod	Lowest	Middle	Highest
10	1	0	QPSK	22.77	22.92	22.84
10	1	25		22.74	22.80	22.84
10	1	49		22.71	22.82	22.80
10	25	0		21.91	21.95	21.93
10	25	12		21.84	21.92	21.94
10	25	25		21.77	21.90	21.93
10	50	0		21.90	21.94	21.92
10	1	0	16-QAM	22.15	22.24	22.18
10	1	25		22.04	22.10	22.15
10	1	49		21.94	22.14	22.22
10	25	0		20.99	20.97	21.01
10	25	12		20.96	20.99	20.98
10	25	25		20.93	20.98	20.99
10	50	0		21.04	21.01	21.09
5	1	0	QPSK	22.76	22.86	22.88
5	1	12		22.73	22.80	22.89
5	1	24		22.81	22.88	22.75
5	12	0		21.96	21.94	22.02
5	12	7		21.85	21.90	21.98
5	12	13		21.75	21.83	21.95
5	25	0		21.87	21.87	21.99
5	1	0	16-QAM	22.10	22.25	22.19
5	1	12		22.13	22.20	22.24
5	1	24		22.04	22.19	22.25
5	12	0		21.05	21.07	20.94
5	12	7		20.90	21.04	20.90
5	12	13		21.03	20.95	21.04
5	25	0		20.96	20.93	21.15





LTE Band 12 Maximum Average Power [dBm]						
BW [MHz]	RB Size	RB Offset	Mod	Lowest	Middle	Highest
3	1	0	QPSK	22.67	22.84	22.91
3	1	8		22.76	22.71	22.88
3	1	14		22.62	22.91	22.71
3	8	0		21.91	22.01	21.84
3	8	4		21.84	21.93	22.02
3	8	7		21.81	21.95	21.92
3	15	0		22.00	21.90	21.96
3	1	0	16-QAM	22.19	22.25	22.20
3	1	8		22.11	22.09	22.15
3	1	14		21.89	22.14	22.27
3	8	0		21.04	21.02	20.91
3	8	4		20.99	21.04	20.90
3	8	7		20.91	20.99	21.06
3	15	0		21.12	20.99	21.19
1.4	1	0	QPSK	22.84	22.91	<b>22.93</b>
1.4	1	3		22.75	22.79	22.79
1.4	1	5		22.68	22.75	22.72
1.4	3	0		<b>22.93</b>	22.81	22.91
1.4	3	1		22.85	22.90	22.84
1.4	3	3		22.77	22.84	22.91
1.4	6	0		21.86	21.89	22.10
1.4	1	0	16-QAM	22.15	22.30	22.09
1.4	1	3		22.13	22.16	22.06
1.4	1	5		21.86	22.11	22.30
1.4	3	0		21.97	21.97	22.09
1.4	3	1		21.86	21.99	22.01
1.4	3	3		22.01	21.94	22.00
1.4	6	0		20.96	21.07	21.12



LTE Band 13 Maximum Average Power [dBm]						
BW [MHz]	RB Size	RB Offset	Mod	Lowest	Middle	Highest
10	1	0	QPSK		<b>23.14</b>	
10	1	25			23.06	
10	1	49			23.10	
10	25	0			22.22	
10	25	12			22.07	
10	25	25			22.12	
10	50	0			22.26	
10	1	0	16-QAM		22.33	
10	1	25			22.30	
10	1	49			22.34	
10	25	0			21.27	
10	25	12			21.14	
10	25	25			21.18	
10	50	0			21.30	
5	1	0	QPSK	23.08	23.10	23.06
5	1	12		23.13	23.05	<b>23.14</b>
5	1	24		23.13	22.83	23.10
5	12	0		22.13	22.30	22.30
5	12	7		22.14	22.01	22.12
5	12	13		22.07	22.11	22.11
5	25	0		22.17	22.30	22.21
5	1	0	16-QAM	22.28	22.26	22.33
5	1	12		22.34	22.34	22.27
5	1	24		22.33	22.33	22.30
5	12	0		21.26	21.26	21.21
5	12	7		21.18	21.04	21.13
5	12	13		21.11	21.13	21.13
5	25	0		21.27	21.23	21.30



LTE Band 17 Maximum Average Power [dBm]						
BW [MHz]	RB Size	RB Offset	Mod	Lowest	Middle	Highest
10	1	0	QPSK	22.83	22.94	22.76
10	1	25		22.75	22.78	22.74
10	1	49		22.77	22.73	22.71
10	25	0		21.81	21.83	21.77
10	25	12		21.81	21.79	21.75
10	25	25		21.87	21.82	21.72
10	50	0		21.73	21.81	21.69
10	1	0	16-QAM	22.16	22.12	22.00
10	1	25		21.93	22.07	22.09
10	1	49		22.04	21.94	21.97
10	25	0		20.92	20.93	20.89
10	25	12		20.92	20.87	20.86
10	25	25		20.98	20.89	20.85
10	50	0		20.87	20.97	21.04
5	1	0	QPSK	22.89	22.84	22.83
5	1	12		22.82	22.86	22.73
5	1	24		22.85	22.63	22.68
5	12	0		21.81	21.84	21.73
5	12	7		21.75	21.79	21.92
5	12	13		21.91	21.78	21.88
5	25	0		21.77	21.93	21.93
5	1	0	16-QAM	22.21	22.12	21.92
5	1	12		21.94	22.03	22.15
5	1	24		22.02	21.90	21.91
5	12	0		21.00	20.86	20.92
5	12	7		20.95	20.81	20.79
5	12	13		21.06	20.83	20.75
5	25	0		20.91	21.06	21.03



LTE Band 26 Maximum Average Power [dBm]						
BW [MHz]	RB Size	RB Offset	Mod	Lowest	Middle	Highest
15	1	0	QPSK	22.85	22.86	22.66
15	1	37		22.75	22.65	22.50
15	1	74		22.57	22.55	22.51
15	36	0		21.79	21.89	21.70
15	36	20		21.76	21.72	21.51
15	36	39		21.76	21.67	21.63
15	75	0		21.73	21.85	21.64
15	1	0	16-QAM	21.95	22.03	21.98
15	1	37		22.03	22.00	21.80
15	1	74		21.90	21.96	21.82
15	36	0		20.95	20.87	20.77
15	36	20		20.97	20.83	20.62
15	36	39		20.88	20.78	20.67
15	75	0		21.03	20.95	20.70
10	1	0	QPSK	22.77	<b>22.91</b>	22.67
10	1	25		22.83	22.69	22.61
10	1	49		22.82	22.73	22.58
10	25	0		21.95	21.81	21.64
10	25	12		21.96	21.77	21.62
10	25	25		21.95	21.79	21.65
10	50	0		21.94	21.79	21.73
10	1	0	16-QAM	22.04	21.98	21.96
10	1	25		21.99	21.96	21.89
10	1	49		21.95	22.04	21.98
10	25	0		20.96	20.87	20.70
10	25	12		20.95	20.83	20.65
10	25	25		21.00	20.86	20.66
10	50	0		20.97	20.89	20.79



LTE Band 26 Maximum Average Power [dBm]						
BW [MHz]	RB Size	RB Offset	Mod	Lowest	Middle	Highest
5	1	0	QPSK	22.76	22.80	22.75
5	1	12		22.75	22.76	22.71
5	1	24		22.66	22.64	22.48
5	12	0		21.85	21.82	21.57
5	12	7		21.89	21.85	21.68
5	12	13		21.94	21.86	21.55
5	25	0		21.86	21.72	21.70
5	1	0	16-QAM	22.04	21.98	21.99
5	1	12		21.99	21.94	21.94
5	1	24		21.98	21.95	21.95
5	12	0		21.01	20.85	20.73
5	12	7		20.96	20.88	20.63
5	12	13		21.03	20.83	20.72
5	25	0		21.01	20.83	20.80
3	1	0	QPSK	22.76	22.90	22.63
3	1	8		22.68	22.60	22.66
3	1	14		22.65	22.71	22.65
3	8	0		21.85	21.90	21.55
3	8	4		21.89	21.86	21.57
3	8	7		21.94	21.69	21.62
3	15	0		21.86	21.83	21.77
3	1	0	16-QAM	22.04	22.03	21.95
3	1	8		21.95	22.02	21.96
3	1	14		21.98	21.99	21.96
3	8	0		21.01	20.82	20.64
3	8	4		20.96	20.86	20.63
3	8	7		21.03	20.92	20.75
3	15	0		21.01	20.82	20.73



LTE Band 26 Maximum Average Power [dBm]						
BW [MHz]	RB Size	RB Offset	Mod	Lowest	Middle	Highest
1.4	1	0	QPSK	22.76	22.75	22.68
1.4	1	3		22.65	22.67	22.65
1.4	1	5		22.66	22.82	22.59
1.4	3	0		22.45	22.39	22.57
1.4	3	1		22.49	22.55	22.58
1.4	3	3		22.54	22.59	22.64
1.4	6	0		21.86	21.85	21.79
1.4	1	0	16-QAM	22.04	22.03	22.04
1.4	1	3		21.95	21.98	21.80
1.4	1	5		21.98	22.02	21.90
1.4	3	0		22.01	21.95	21.69
1.4	3	1		21.96	21.86	21.62
1.4	3	3		22.03	21.83	21.65
1.4	6	0		21.01	20.91	20.69



LTE Band 41 Maximum Average Power [dBm]						
BW [MHz]	RB Size	RB Offset	Mod	Lowest	Middle	Highest
20	1	0	QPSK	22.90	22.57	22.91
20	1	49		22.80	22.64	22.81
20	1	99		22.74	22.73	22.80
20	50	0		21.71	21.51	21.73
20	50	24		21.65	21.49	21.70
20	50	50		21.62	21.49	21.70
20	100	0		21.70	21.50	21.66
20	1	0	16-QAM	21.80	21.50	21.84
20	1	49		21.67	21.55	21.85
20	1	99		21.63	21.63	21.88
20	50	0		20.78	20.49	20.75
20	50	24		20.72	20.55	20.77
20	50	50		20.68	20.56	20.85
20	100	0		20.81	20.52	20.82
15	1	0	QPSK	22.77	22.44	22.64
15	1	37		22.74	22.49	22.65
15	1	74		22.69	22.49	22.63
15	36	0		21.76	21.39	21.70
15	36	20		21.75	21.48	21.73
15	36	39		21.70	21.47	21.72
15	75	0		21.74	21.44	21.67
15	1	0	16-QAM	21.84	21.44	21.89
15	1	37		21.78	21.51	21.93
15	1	74		21.71	21.50	21.90
15	36	0		20.85	20.40	20.65
15	36	20		20.82	20.50	20.70
15	36	39		20.76	20.53	20.70
15	75	0		20.77	20.57	20.89



LTE Band 41 Maximum Average Power [dBm]						
BW [MHz]	RB Size	RB Offset	Mod	Lowest	Middle	Highest
10	1	0	QPSK	22.89	22.53	22.77
10	1	25		22.85	22.59	22.74
10	1	49		22.86	22.60	22.76
10	25	0		21.93	21.49	21.80
10	25	12		21.90	21.60	21.79
10	25	25		21.89	21.61	21.80
10	50	0		21.84	21.58	21.84
10	1	0	16-QAM	22.15	21.72	21.88
10	1	25		22.09	21.80	21.90
10	1	49		22.10	21.84	21.93
10	25	0		20.94	20.63	20.91
10	25	12		20.91	20.69	20.91
10	25	25		20.92	20.70	20.93
10	50	0		20.81	20.58	20.80
5	1	0	QPSK	22.83	22.52	22.76
5	1	12		22.85	22.50	22.67
5	1	24		22.84	22.66	22.77
5	12	0		21.97	21.58	21.79
5	12	7		21.87	21.54	21.76
5	12	13		21.96	21.68	21.77
5	25	0		21.75	21.63	21.84
5	1	0	16-QAM	22.16	21.63	21.94
5	1	12		22.07	21.83	21.87
5	1	24		22.09	21.89	21.92
5	12	0		20.98	20.56	20.88
5	12	7		20.93	20.71	20.96
5	12	13		20.97	20.76	20.91
5	25	0		20.79	20.48	20.80





LTE Band 66 Maximum Average Power [dBm]						
BW [MHz]	RB Size	RB Offset	Mod	Lowest	Middle	Highest
20	1	0	QPSK	22.65	<b>22.85</b>	22.46
20	1	49		22.65	22.39	22.41
20	1	99		22.51	22.50	22.43
20	50	0		21.68	21.71	21.60
20	50	24		21.67	21.66	21.43
20	50	50		21.62	21.59	21.40
20	100	0		21.62	21.69	21.54
20	1	0	16-QAM	21.72	22.07	21.94
20	1	49		21.86	21.62	21.66
20	1	99		21.89	21.85	21.85
20	50	0		20.56	20.35	20.50
20	50	24		20.62	20.39	20.36
20	50	50		20.54	20.69	20.36
20	100	0		20.82	20.65	20.69
15	1	0	QPSK	22.59	22.75	22.39
15	1	37		22.61	22.38	22.39
15	1	74		22.42	22.47	22.43
15	36	0		21.59	21.68	21.57
15	36	20		21.59	21.59	21.37
15	36	39		21.59	21.53	21.37
15	75	0		21.56	21.65	21.50
15	1	0	16-QAM	21.70	22.01	21.86
15	1	37		21.86	21.60	21.66
15	1	74		21.85	21.82	21.75
15	36	0		20.56	20.32	20.40
15	36	20		20.62	20.37	20.27
15	36	39		20.51	20.68	20.36
15	75	0		20.79	20.57	20.64



LTE Band 66 Maximum Average Power [dBm]						
BW [MHz]	RB Size	RB Offset	Mod	Lowest	Middle	Highest
10	1	0	QPSK	22.56	22.78	22.43
10	1	25		22.64	22.35	22.37
10	1	49		22.41	22.48	22.40
10	25	0		21.65	21.65	21.53
10	25	12		21.58	21.59	21.39
10	25	25		21.58	21.59	21.33
10	50	0		21.58	21.65	21.50
10	1	0	16-QAM	21.63	22.02	21.92
10	1	25		21.83	21.59	21.57
10	1	49		21.88	21.85	21.75
10	25	0		20.51	20.31	20.47
10	25	12		20.61	20.31	20.34
10	25	25		20.53	20.60	20.28
10	50	0		20.79	20.56	20.64
5	1	0	QPSK	22.59	22.79	22.40
5	1	12		22.60	22.39	22.35
5	1	24		22.51	22.44	22.39
5	12	0		21.61	21.63	21.51
5	12	7		21.63	21.65	21.33
5	12	13		21.62	21.59	21.37
5	25	0		21.56	21.59	21.52
5	1	0	16-QAM	21.64	22.04	21.92
5	1	12		21.80	21.61	21.65
5	1	24		21.89	21.78	21.80
5	12	0		20.56	20.32	20.49
5	12	7		20.59	20.35	20.26
5	12	13		20.50	20.67	20.35
5	25	0		20.73	20.65	20.65



LTE Band 66 Maximum Average Power [dBm]						
BW [MHz]	RB Size	RB Offset	Mod	Lowest	Middle	Highest
3	1	0	QPSK	22.59	22.83	22.38
3	1	8		22.59	22.31	22.35
3	1	14		22.46	22.49	22.38
3	8	0		21.61	21.61	21.52
3	8	4		21.62	21.61	21.37
3	8	7		21.53	21.50	21.30
3	15	0		21.61	21.65	21.53
3	1	0	16-QAM	21.69	22.01	21.88
3	1	8		21.85	21.56	21.66
3	1	14		21.87	21.83	21.79
3	8	0		20.47	20.32	20.40
3	8	4		20.56	20.34	20.29
3	8	7		20.46	20.68	20.35
3	15	0		20.73	20.65	20.66
1.4	1	0	QPSK	22.62	22.81	22.46
1.4	1	3		22.62	22.33	22.40
1.4	1	5		22.51	22.48	22.35
1.4	3	0		22.58	22.56	22.60
1.4	3	1		22.54	22.55	22.37
1.4	3	3		22.53	22.51	22.37
1.4	6	0		21.52	21.67	21.51
1.4	1	0	16-QAM	21.70	22.00	21.85
1.4	1	3		21.79	21.57	21.64
1.4	1	5		21.79	21.85	21.76
1.4	3	0		22.53	22.31	22.46
1.4	3	1		22.61	22.38	22.36
1.4	3	3		22.45	22.61	22.36
1.4	6	0		20.73	20.65	20.59



## Appendix B. Test Results of ERP/EIRP and Radiated Test

### ERP/EIRP

LTE Band 2 / 1.4MHz (Average) (GT - LC = 1.44 dB)							
Channel	Mode	RB		Conducted		EIRP	
		Size	Offset	Power (dBm)	Power (Watts)	EIRP(dBm)	EIRP(W)
Lowest	QPSK	1	0	23.04	0.2014	24.48	0.2805
Middle		1	0	23.16	0.2070	24.60	0.2884
Highest		1	0	22.91	0.1954	24.35	0.2723
Lowest	16QAM	1	0	22.56	0.1803	24.00	0.2512
Middle		1	0	22.40	0.1738	23.84	0.2421
Highest		1	0	21.99	0.1581	23.43	0.2203
Limit	EIRP < 2W			Result		PASS	

LTE Band 2 / 3MHz (Average) (GT - LC = 1.44 dB)							
Channel	Mode	RB		Conducted		EIRP	
		Size	Offset	Power (dBm)	Power (Watts)	EIRP(dBm)	EIRP(W)
Lowest	QPSK	1	8	22.91	0.1954	24.35	0.2723
Middle		1	8	23.20	0.2089	24.64	0.2911
Highest		1	8	22.80	0.1905	24.24	0.2655
Lowest	16QAM	1	8	22.27	0.1687	23.71	0.2350
Middle		1	8	22.52	0.1786	23.96	0.2489
Highest		1	8	22.13	0.1633	23.57	0.2275
Limit	EIRP < 2W			Result		PASS	

LTE Band 2 / 5MHz (Average) (GT - LC = 1.44 dB)							
Channel	Mode	RB		Conducted		EIRP	
		Size	Offset	Power (dBm)	Power (Watts)	EIRP(dBm)	EIRP(W)
Lowest	QPSK	1	0	23.05	0.2018	24.49	0.2812
Middle		1	0	23.22	0.2099	24.66	0.2924
Highest		1	0	22.86	0.1932	24.30	0.2692
Lowest	16QAM	1	0	22.49	0.1774	23.93	0.2472
Middle		1	0	22.41	0.1742	23.85	0.2427
Highest		1	0	22.13	0.1633	23.57	0.2275
Limit	EIRP < 2W			Result		PASS	



LTE Band 2 / 10MHz (Average) (GT - LC = 1.44 dB)							
Channel	Mode	RB		Conducted		EIRP	
		Size	Offset	Power (dBm)	Power (Watts)	EIRP(dBm)	EIRP(W)
Lowest	QPSK	1	0	23.04	0.2014	24.48	0.2805
Middle		1	0	23.16	0.2070	24.60	0.2884
Highest		1	0	22.93	0.1963	24.37	0.2735
Lowest	16QAM	1	49	22.36	0.1722	23.80	0.2399
Middle		1	49	22.45	0.1758	23.89	0.2449
Highest		1	49	21.91	0.1552	23.35	0.2163
Limit	EIRP < 2W			Result		PASS	

LTE Band 2 / 15MHz (Average) (GT - LC = 1.44 dB)							
Channel	Mode	RB		Conducted		EIRP	
		Size	Offset	Power (dBm)	Power (Watts)	EIRP(dBm)	EIRP(W)
Lowest	QPSK	1	0	23.03	0.2009	24.47	0.2799
Middle		1	0	23.19	0.2084	24.63	0.2904
Highest		1	0	22.85	0.1928	24.29	0.2685
Lowest	16QAM	1	0	22.31	0.1702	23.75	0.2371
Middle		1	0	22.40	0.1738	23.84	0.2421
Highest		1	0	22.05	0.1603	23.49	0.2234
Limit	EIRP < 2W			Result		PASS	

LTE Band 2 / 20MHz (Average) (GT - LC = 1.44 dB)							
Channel	Mode	RB		Conducted		EIRP	
		Size	Offset	Power (dBm)	Power (Watts)	EIRP(dBm)	EIRP(W)
Lowest	QPSK	1	0	22.95	0.1972	24.39	0.2748
Middle		1	0	23.26	0.2118	24.70	0.2951
Highest		1	0	22.95	0.1972	24.39	0.2748
Lowest	16QAM	1	0	22.17	0.1648	23.61	0.2296
Middle		1	0	22.37	0.1726	23.81	0.2404
Highest		1	0	22.19	0.1656	23.63	0.2307
Limit	EIRP < 2W			Result		PASS	



LTE Band 4 / 1.4MHz (Average) (GT - LC = 1.1 dB)							
Channel	Mode	RB		Conducted		EIRP	
		Size	Offset	Power (dBm)	Power (Watts)	EIRP(dBm)	EIRP(W)
Lowest	QPSK	1	3	23.44	0.2208	24.54	0.2844
Middle		1	3	23.43	0.2203	24.53	0.2838
Highest		1	3	23.37	0.2173	24.47	0.2799
Lowest	16QAM	1	3	22.71	0.1866	23.81	0.2404
Middle		1	3	22.58	0.1811	23.68	0.2333
Highest		1	3	22.53	0.1791	23.63	0.2307
Limit	EIRP < 1W			Result		PASS	

LTE Band 4 / 3MHz (Average) (GT - LC = 1.1 dB)							
Channel	Mode	RB		Conducted		EIRP	
		Size	Offset	Power (dBm)	Power (Watts)	EIRP(dBm)	EIRP(W)
Lowest	QPSK	1	14	23.48	0.2228	24.58	0.2871
Middle		1	14	23.37	0.2173	24.47	0.2799
Highest		1	14	23.39	0.2183	24.49	0.2812
Lowest	16QAM	1	14	22.69	0.1858	23.79	0.2393
Middle		1	14	22.66	0.1845	23.76	0.2377
Highest		1	14	22.69	0.1858	23.79	0.2393
Limit	EIRP < 1W			Result		PASS	

LTE Band 4 / 5MHz (Average) (GT - LC = 1.1 dB)							
Channel	Mode	RB		Conducted		EIRP	
		Size	Offset	Power (dBm)	Power (Watts)	EIRP(dBm)	EIRP(W)
Lowest	QPSK	1	12	23.23	0.2104	24.33	0.2710
Middle		1	12	22.97	0.1982	24.07	0.2553
Highest		1	12	23.40	0.2188	24.50	0.2818
Lowest	16QAM	1	24	22.44	0.1754	23.54	0.2259
Middle		1	24	22.46	0.1762	23.56	0.2270
Highest		1	24	22.71	0.1866	23.81	0.2404
Limit	EIRP < 1W			Result		PASS	



LTE Band 4 / 10MHz (Average) (GT - LC = 1.1 dB)							
Channel	Mode	RB		Conducted		EIRP	
		Size	Offset	Power (dBm)	Power (Watts)	EIRP(dBm)	EIRP(W)
Lowest	QPSK	1	49	23.29	0.2133	24.39	0.2748
Middle		1	49	23.14	0.2061	24.24	0.2655
Highest		1	49	23.48	0.2228	24.58	0.2871
Lowest	16QAM	1	25	22.45	0.1758	23.55	0.2265
Middle		1	25	22.42	0.1746	23.52	0.2249
Highest		1	25	22.63	0.1832	23.73	0.2360
Limit	EIRP < 1W			Result		PASS	

LTE Band 4 / 15MHz (Average) (GT - LC = 1.1 dB)							
Channel	Mode	RB		Conducted		EIRP	
		Size	Offset	Power (dBm)	Power (Watts)	EIRP(dBm)	EIRP(W)
Lowest	QPSK	1	74	23.16	0.2070	24.26	0.2667
Middle		1	74	23.08	0.2032	24.18	0.2618
Highest		1	74	23.42	0.2198	24.52	0.2831
Lowest	16QAM	1	74	22.38	0.1730	23.48	0.2228
Middle		1	74	22.32	0.1706	23.42	0.2198
Highest		1	74	22.54	0.1795	23.64	0.2312
Limit	EIRP < 1W			Result		PASS	

LTE Band 4 / 20MHz (Average) (GT - LC = 1.1 dB)							
Channel	Mode	RB		Conducted		EIRP	
		Size	Offset	Power (dBm)	Power (Watts)	EIRP(dBm)	EIRP(W)
Lowest	QPSK	1	0	23.10	0.2042	24.20	0.2630
Middle		1	0	23.48	0.2228	24.58	0.2871
Highest		1	0	23.29	0.2133	24.39	0.2748
Lowest	16QAM	1	99	22.54	0.1795	23.64	0.2312
Middle		1	99	22.37	0.1726	23.47	0.2223
Highest		1	99	22.67	0.1849	23.77	0.2382
Limit	EIRP < 1W			Result		PASS	



LTE Band 5 / 1.4MHz (Average) (GT - LC = 1.17 dB)							
Channel	Mode	RB		Conducted		ERP	
		Size	Offset	Power (dBm)	Power (Watts)	ERP(dBm)	ERP(W)
Lowest	QPSK	1	0	22.93	0.1963	21.95	0.1567
Middle		1	0	22.75	0.1884	21.77	0.1503
Highest		1	0	22.74	0.1879	21.76	0.1500
Lowest	16QAM	1	3	22.10	0.1622	21.12	0.1294
Middle		1	3	22.12	0.1629	21.14	0.1300
Highest		1	3	21.83	0.1524	20.85	0.1216
Limit	ERP < 7W			Result		PASS	

LTE Band 5 / 3MHz (Average) (GT - LC = 1.17 dB)							
Channel	Mode	RB		Conducted		ERP	
		Size	Offset	Power (dBm)	Power (Watts)	ERP(dBm)	ERP(W)
Lowest	QPSK	1	8	22.79	0.1901	21.81	0.1517
Middle		1	8	22.84	0.1923	21.86	0.1535
Highest		1	8	22.65	0.1841	21.67	0.1469
Lowest	16QAM	1	14	22.10	0.1622	21.12	0.1294
Middle		1	14	21.98	0.1578	21.00	0.1259
Highest		1	14	21.96	0.1570	20.98	0.1253
Limit	ERP < 7W			Result		PASS	

LTE Band 5 / 5MHz (Average) (GT - LC = 1.17 dB)							
Channel	Mode	RB		Conducted		ERP	
		Size	Offset	Power (dBm)	Power (Watts)	ERP(dBm)	ERP(W)
Lowest	QPSK	1	0	22.88	0.1941	21.90	0.1549
Middle		1	0	22.89	0.1945	21.91	0.1552
Highest		1	0	22.84	0.1923	21.86	0.1535
Lowest	16QAM	1	24	22.14	0.1637	21.16	0.1306
Middle		1	24	22.02	0.1592	21.04	0.1271
Highest		1	24	22.03	0.1596	21.05	0.1274
Limit	ERP < 7W			Result		PASS	





LTE Band 5 / 10MHz (Average) (GT - LC = 1.17 dB)							
Channel	Mode	RB		Conducted		ERP	
		Size	Offset	Power (dBm)	Power (Watts)	ERP(dBm)	ERP(W)
Lowest	QPSK	1	0	22.83	0.1919	21.85	0.1531
Middle		1	0	22.92	0.1959	21.94	0.1563
Highest		1	0	22.76	0.1888	21.78	0.1507
Lowest	16QAM	1	0	22.13	0.1633	21.15	0.1303
Middle		1	0	22.15	0.1641	21.17	0.1309
Highest		1	0	22.07	0.1611	21.09	0.1285
Limit	ERP < 7W			Result		PASS	



LTE Band 7 / 5MHz (Average) (GT - LC = 2.05 dB)							
Channel	Mode	RB		Conducted		EIRP	
		Size	Offset	Power (dBm)	Power (Watts)	EIRP(dBm)	EIRP(W)
Lowest	QPSK	1	0	22.95	0.1972	25.00	0.3162
Middle		1	0	22.71	0.1866	24.76	0.2992
Highest		1	0	23.03	0.2009	25.08	0.3221
Lowest	16QAM	1	24	22.04	0.1600	24.09	0.2564
Middle		1	24	21.91	0.1552	23.96	0.2489
Highest		1	24	22.32	0.1706	24.37	0.2735
Limit	EIRP < 2W			Result		PASS	

LTE Band 7 / 10MHz (Average) (GT - LC = 2.05 dB)							
Channel	Mode	RB		Conducted		EIRP	
		Size	Offset	Power (dBm)	Power (Watts)	EIRP(dBm)	EIRP(W)
Lowest	QPSK	1	49	22.92	0.1959	24.97	0.3141
Middle		1	49	22.73	0.1875	24.78	0.3006
Highest		1	49	23.05	0.2018	25.10	0.3236
Lowest	16QAM	1	49	22.07	0.1611	24.12	0.2582
Middle		1	49	21.99	0.1581	24.04	0.2535
Highest		1	49	22.31	0.1702	24.36	0.2729
Limit	EIRP < 2W			Result		PASS	

LTE Band 7 / 15MHz (Average) (GT - LC = 2.05 dB)							
Channel	Mode	RB		Conducted		EIRP	
		Size	Offset	Power (dBm)	Power (Watts)	EIRP(dBm)	EIRP(W)
Lowest	QPSK	1	74	22.91	0.1954	24.96	0.3133
Middle		1	74	22.77	0.1892	24.82	0.3034
Highest		1	74	22.99	0.1991	25.04	0.3192
Lowest	16QAM	1	74	22.11	0.1626	24.16	0.2606
Middle		1	74	22.03	0.1596	24.08	0.2559
Highest		1	74	22.20	0.1660	24.25	0.2661
Limit	EIRP < 2W			Result		PASS	



LTE Band 7 / 20MHz (Average) (GT - LC = 2.05 dB)							
Channel	Mode	RB		Conducted		EIRP	
		Size	Offset	Power (dBm)	Power (Watts)	EIRP(dBm)	EIRP(W)
Lowest	QPSK	1	0	23.00	0.1995	25.05	0.3199
Middle		1	0	23.06	0.2023	25.11	0.3243
Highest		1	0	22.79	0.1901	24.84	0.3048
Lowest	16QAM	1	99	22.03	0.1596	24.08	0.2559
Middle		1	99	21.92	0.1556	23.97	0.2495
Highest		1	99	22.24	0.1675	24.29	0.2685
Limit	EIRP < 2W			Result		PASS	



LTE Band 12 / 1.4MHz (Average) (GT - LC = -1.95 dB)							
Channel	Mode	RB		Conducted		ERP	
		Size	Offset	Power (dBm)	Power (Watts)	ERP(dBm)	ERP(W)
Lowest	QPSK	1	0	22.84	0.1923	18.74	0.0748
Middle		1	0	22.91	0.1954	18.81	0.0760
Highest		1	0	22.93	0.1963	18.83	0.0764
Lowest	16QAM	1	0	22.15	0.1641	18.05	0.0638
Middle		1	0	22.30	0.1698	18.20	0.0661
Highest		1	0	22.09	0.1618	17.99	0.0630
Limit	ERP < 3W			Result		PASS	

LTE Band 12 / 3MHz (Average) (GT - LC = -1.95 dB)							
Channel	Mode	RB		Conducted		ERP	
		Size	Offset	Power (dBm)	Power (Watts)	ERP(dBm)	ERP(W)
Lowest	QPSK	1	0	22.67	0.1849	18.57	0.0719
Middle		1	0	22.84	0.1923	18.74	0.0748
Highest		1	0	22.91	0.1954	18.81	0.0760
Lowest	16QAM	1	14	21.89	0.1545	17.79	0.0601
Middle		1	14	22.14	0.1637	18.04	0.0637
Highest		1	14	22.27	0.1687	18.17	0.0656
Limit	ERP < 3W			Result		PASS	

LTE Band 12 / 5MHz (Average) (GT - LC = -1.95 dB)							
Channel	Mode	RB		Conducted		ERP	
		Size	Offset	Power (dBm)	Power (Watts)	ERP(dBm)	ERP(W)
Lowest	QPSK	1	12	22.73	0.1875	18.63	0.0729
Middle		1	12	22.80	0.1905	18.70	0.0741
Highest		1	12	22.89	0.1945	18.79	0.0757
Lowest	16QAM	1	0	22.10	0.1622	18.00	0.0631
Middle		1	0	22.25	0.1679	18.15	0.0653
Highest		1	0	22.19	0.1656	18.09	0.0644
Limit	ERP < 3W			Result		PASS	



LTE Band 12 / 10MHz (Average) (GT - LC = -1.95 dB)							
Channel	Mode	RB		Conducted		ERP	
		Size	Offset	Power (dBm)	Power (Watts)	ERP(dBm)	ERP(W)
Lowest	QPSK	1	0	22.77	0.1892	18.67	0.0736
Middle		1	0	22.92	0.1959	18.82	0.0762
Highest		1	0	22.84	0.1923	18.74	0.0748
Lowest	16QAM	1	0	22.15	0.1641	18.05	0.0638
Middle		1	0	22.24	0.1675	18.14	0.0652
Highest		1	0	22.18	0.1652	18.08	0.0643
Limit	ERP < 3W			Result		PASS	



LTE Band 13 / 5MHz (Average) (GT - LC = 0.36 dB)							
Channel	Mode	RB		Conducted		ERP	
		Size	Offset	Power (dBm)	Power (Watts)	ERP(dBm)	ERP(W)
Lowest	QPSK	1	12	23.13	0.2056	21.34	0.1361
Middle		1	12	23.05	0.2018	21.26	0.1337
Highest		1	12	23.14	0.2061	21.35	0.1365
Lowest	16QAM	1	12	22.34	0.1714	20.55	0.1135
Middle		1	12	22.34	0.1714	20.55	0.1135
Highest		1	12	22.27	0.1687	20.48	0.1117
Limit	ERP < 3W			Result		PASS	

LTE Band 13 / 10MHz (Average) (GT - LC = 0.36 dB)							
Channel	Mode	RB		Conducted		ERP	
		Size	Offset	Power (dBm)	Power (Watts)	ERP(dBm)	ERP(W)
Lowest	QPSK	-	-	-	-	-	-
Middle		1	0	23.14	0.2061	21.35	0.1365
Highest		-	-	-	-	-	-
Lowest	16QAM	-	-	-	-	-	-
Middle		1	49	22.34	0.1714	20.55	0.1135
Highest		-	-	-	-	-	-
Limit	ERP < 3W			Result		PASS	



LTE Band 17 / 5MHz (Average) (GT - LC = -1.95 dB)							
Channel	Mode	RB		Conducted		ERP	
		Size	Offset	Power (dBm)	Power (Watts)	ERP(dBm)	ERP(W)
Lowest	QPSK	1	0	22.89	0.1945	18.79	0.0757
Middle		1	0	22.84	0.1923	18.74	0.0748
Highest		1	0	22.83	0.1919	18.73	0.0746
Lowest	16QAM	1	0	22.21	0.1663	18.11	0.0647
Middle		1	0	22.12	0.1629	18.02	0.0634
Highest		1	0	21.92	0.1556	17.82	0.0605
Limit	ERP < 3W			Result		PASS	

LTE Band 17 / 10MHz (Average) (GT - LC = -1.95 dB)							
Channel	Mode	RB		Conducted		ERP	
		Size	Offset	Power (dBm)	Power (Watts)	ERP(dBm)	ERP(W)
Lowest	QPSK	1	0	22.83	0.1919	18.73	0.0746
Middle		1	0	22.94	0.1968	18.84	0.0766
Highest		1	0	22.76	0.1888	18.66	0.0735
Lowest	16QAM	1	0	22.16	0.1644	18.06	0.0640
Middle		1	0	22.12	0.1629	18.02	0.0634
Highest		1	0	22.00	0.1585	17.90	0.0617
Limit	ERP < 3W			Result		PASS	



LTE Band 41 / 5MHz (Average) (GT - LC = 2.3 dB)							
Channel	Mode	RB		Conducted		EIRP	
		Size	Offset	Power (dBm)	Power (Watts)	EIRP(dBm)	EIRP(W)
Lowest	QPSK	1	12	22.85	0.1928	25.15	0.3273
Middle		1	12	22.50	0.1778	24.80	0.3020
Highest		1	12	22.67	0.1849	24.97	0.3141
Lowest	16QAM	1	0	22.16	0.1644	24.46	0.2793
Middle		1	0	21.63	0.1455	23.93	0.2472
Highest		1	0	21.94	0.1563	24.24	0.2655
Limit	EIRP < 2W			Result		PASS	

LTE Band 41 / 10MHz (Average) (GT - LC = 2.3 dB)							
Channel	Mode	RB		Conducted		EIRP	
		Size	Offset	Power (dBm)	Power (Watts)	EIRP(dBm)	EIRP(W)
Lowest	QPSK	1	0	22.89	0.1945	25.19	0.3304
Middle		1	0	22.53	0.1791	24.83	0.3041
Highest		1	0	22.77	0.1892	25.07	0.3214
Lowest	16QAM	1	0	22.15	0.1641	24.45	0.2786
Middle		1	0	21.72	0.1486	24.02	0.2523
Highest		1	0	21.88	0.1542	24.18	0.2618
Limit	EIRP < 2W			Result		PASS	

LTE Band 41 / 15MHz (Average) (GT - LC = 2.3 dB)							
Channel	Mode	RB		Conducted		EIRP	
		Size	Offset	Power (dBm)	Power (Watts)	EIRP(dBm)	EIRP(W)
Lowest	QPSK	1	0	22.77	0.1892	25.07	0.3214
Middle		1	0	22.44	0.1754	24.74	0.2979
Highest		1	0	22.64	0.1837	24.94	0.3119
Lowest	16QAM	1	37	21.78	0.1507	24.08	0.2559
Middle		1	37	21.51	0.1416	23.81	0.2404
Highest		1	37	21.93	0.1560	24.23	0.2649
Limit	EIRP < 2W			Result		PASS	





LTE Band 41 / 20MHz (Average) (GT - LC = 2.3 dB)							
Channel	Mode	RB		Conducted		EIRP	
		Size	Offset	Power (dBm)	Power (Watts)	EIRP(dBm)	EIRP(W)
Lowest	QPSK	1	0	22.90	0.1950	25.20	0.3311
Middle		1	0	22.57	0.1807	24.87	0.3069
Highest		1	0	22.91	0.1954	25.21	0.3319
Lowest	16QAM	1	99	21.63	0.1455	23.93	0.2472
Middle		1	99	21.63	0.1455	23.93	0.2472
Highest		1	99	21.88	0.1542	24.18	0.2618
Limit	EIRP < 2W			Result		PASS	



LTE Band 26 / 1.4MHz (Average) (GT - LC = 1.39 dB)							
Channel	Mode	RB		Conducted		ERP	
		Size	Offset	Power (dBm)	Power (Watts)	ERP(dBm)	ERP(W)
Lowest	QPSK	1	5	22.66	0.1845	21.90	0.1549
Middle		1	5	22.82	0.1914	22.06	0.1607
Highest		1	5	22.59	0.1816	21.83	0.1524
Lowest	16QAM	1	0	22.04	0.1600	21.28	0.1343
Middle		1	0	22.03	0.1596	21.27	0.1340
Highest		1	0	22.04	0.1600	21.28	0.1343
Limit	ERP < 7W			Result		PASS	

LTE Band 26 / 3MHz (Average) (GT - LC = 1.39 dB)							
Channel	Mode	RB		Conducted		ERP	
		Size	Offset	Power (dBm)	Power (Watts)	ERP(dBm)	ERP(W)
Lowest	QPSK	1	0	22.76	0.1888	22.00	0.1585
Middle		1	0	22.90	0.1950	22.14	0.1637
Highest		1	0	22.63	0.1832	21.87	0.1538
Lowest	16QAM	1	0	22.04	0.1600	21.28	0.1343
Middle		1	0	22.03	0.1596	21.27	0.1340
Highest		1	0	21.95	0.1567	21.19	0.1315
Limit	ERP < 7W			Result		PASS	

LTE Band 26 / 5MHz (Average) (GT - LC = 1.39 dB)							
Channel	Mode	RB		Conducted		ERP	
		Size	Offset	Power (dBm)	Power (Watts)	ERP(dBm)	ERP(W)
Lowest	QPSK	1	0	22.76	0.1888	22.00	0.1585
Middle		1	0	22.80	0.1905	22.04	0.1600
Highest		1	0	22.75	0.1884	21.99	0.1581
Lowest	16QAM	1	0	22.04	0.1600	21.28	0.1343
Middle		1	0	21.98	0.1578	21.22	0.1324
Highest		1	0	21.99	0.1581	21.23	0.1327
Limit	ERP < 7W			Result		PASS	



LTE Band 26 / 10MHz (Average) (GT - LC = 1.39 dB)							
Channel	Mode	RB		Conducted		ERP	
		Size	Offset	Power (dBm)	Power (Watts)	ERP(dBm)	ERP(W)
Lowest	QPSK	1	0	22.77	0.1892	22.01	0.1589
Middle		1	0	22.91	0.1954	22.15	0.1641
Highest		1	0	22.67	0.1849	21.91	0.1552
Lowest	16QAM	1	0	22.04	0.1600	21.28	0.1343
Middle		1	0	21.98	0.1578	21.22	0.1324
Highest		1	0	21.96	0.1570	21.20	0.1318
Limit	ERP < 7W			Result		PASS	

LTE Band 26 / 15MHz (Average) (GT - LC = 1.39 dB)							
Channel	Mode	RB		Conducted		ERP	
		Size	Offset	Power (dBm)	Power (Watts)	ERP(dBm)	ERP(W)
Lowest	QPSK	1	0	22.85	0.1928	22.09	0.1618
Middle		1	0	22.86	0.1932	22.10	0.1622
Highest		1	0	22.66	0.1845	21.90	0.1549
Lowest	16QAM	1	0	21.95	0.1567	21.19	0.1315
Middle		1	0	22.03	0.1596	21.27	0.1340
Highest		1	0	21.98	0.1578	21.22	0.1324
Limit	ERP < 7W			Result		PASS	



LTE Band 66 / 1.4MHz (Average) (GT - LC = 1.1 dB)							
Channel	Mode	RB		Conducted		EIRP	
		Size	Offset	Power (dBm)	Power (Watts)	EIRP(dBm)	EIRP(W)
Lowest	QPSK	1	0	22.62	0.1828	23.72	0.2355
Middle		1	0	22.81	0.1910	23.91	0.2460
Highest		1	0	22.46	0.1762	23.56	0.2270
Lowest	16QAM	3	1	22.61	0.1824	23.71	0.2350
Middle		3	1	22.38	0.1730	23.48	0.2228
Highest		3	1	22.36	0.1722	23.46	0.2218
Limit	EIRP < 1W			Result		PASS	

LTE Band 66 / 3MHz (Average) (GT - LC = 1.1 dB)							
Channel	Mode	RB		Conducted		EIRP	
		Size	Offset	Power (dBm)	Power (Watts)	EIRP(dBm)	EIRP(W)
Lowest	QPSK	1	0	22.59	0.1816	23.69	0.2339
Middle		1	0	22.83	0.1919	23.93	0.2472
Highest		1	0	22.38	0.1730	23.48	0.2228
Lowest	16QAM	1	0	21.69	0.1476	22.79	0.1901
Middle		1	0	22.01	0.1589	23.11	0.2046
Highest		1	0	21.88	0.1542	22.98	0.1986
Limit	EIRP < 1W			Result		PASS	

LTE Band 66 / 5MHz (Average) (GT - LC = 1.1 dB)							
Channel	Mode	RB		Conducted		EIRP	
		Size	Offset	Power (dBm)	Power (Watts)	EIRP(dBm)	EIRP(W)
Lowest	QPSK	1	0	22.59	0.1816	23.69	0.2339
Middle		1	0	22.79	0.1901	23.89	0.2449
Highest		1	0	22.40	0.1738	23.50	0.2239
Lowest	16QAM	1	0	21.64	0.1459	22.74	0.1879
Middle		1	0	22.04	0.1600	23.14	0.2061
Highest		1	0	21.92	0.1556	23.02	0.2004
Limit	EIRP < 1W			Result		PASS	



LTE Band 66 / 10MHz (Average) (GT - LC = 1.1 dB)							
Channel	Mode	RB		Conducted		EIRP	
		Size	Offset	Power (dBm)	Power (Watts)	EIRP(dBm)	EIRP(W)
Lowest	QPSK	1	0	22.56	0.1803	23.66	0.2323
Middle		1	0	22.78	0.1897	23.88	0.2443
Highest		1	0	22.43	0.1750	23.53	0.2254
Lowest	16QAM	1	0	21.63	0.1455	22.73	0.1875
Middle		1	0	22.02	0.1592	23.12	0.2051
Highest		1	0	21.92	0.1556	23.02	0.2004
Limit	EIRP < 1W			Result		PASS	

LTE Band 66 / 15MHz (Average) (GT - LC = 1.1 dB)							
Channel	Mode	RB		Conducted		EIRP	
		Size	Offset	Power (dBm)	Power (Watts)	EIRP(dBm)	EIRP(W)
Lowest	QPSK	1	0	22.59	0.1816	23.69	0.2339
Middle		1	0	22.75	0.1884	23.85	0.2427
Highest		1	0	22.39	0.1734	23.49	0.2234
Lowest	16QAM	1	0	21.70	0.1479	22.80	0.1905
Middle		1	0	22.01	0.1589	23.11	0.2046
Highest		1	0	21.86	0.1535	22.96	0.1977
Limit	EIRP < 1W			Result		PASS	

LTE Band 66 / 20MHz (Average) (GT - LC = 1.1 dB)							
Channel	Mode	RB		Conducted		EIRP	
		Size	Offset	Power (dBm)	Power (Watts)	EIRP(dBm)	EIRP(W)
Lowest	QPSK	1	0	22.65	0.1841	23.75	0.2371
Middle		1	0	22.85	0.1928	23.95	0.2483
Highest		1	0	22.46	0.1762	23.56	0.2270
Lowest	16QAM	1	0	21.72	0.1486	22.82	0.1914
Middle		1	0	22.07	0.1611	23.17	0.2075
Highest		1	0	21.94	0.1563	23.04	0.2014
Limit	EIRP < 1W			Result		PASS	



**Radiated Spurious Emission**

**LTE Band 7**

LTE Band 7 / 20MHz / QPSK									
Channel	Frequency ( MHz )	EIRP ( dBm )	Limit ( dBm )	Over Limit ( dB )	SPA Reading (dBm)	S.G. Power ( dBm )	TX Cable loss ( dB )	TX Antenna Gain (dBi)	Polarization (H/V)
Lowest	5004	-50.36	-25	-25.36	-43.18	-60.10	2.36	12.10	H
	10008	-49.81	-25	-24.81	-51.78	-59.80	1.81	11.80	H
	15011	-56.38	-25	-31.38	-61.84	-66.87	2.66	13.16	H
	5004	-46.68	-25	-21.68	-49.16	-56.42	2.36	12.10	V
	10008	-49.51	-25	-24.51	-56.72	-59.50	1.81	11.80	V
	15011	-78.57	-25	-53.57	-61.25	-89.06	2.66	13.16	V
Middle	5052	-51.82	-25	-26.82	-44.84	-61.59	2.34	12.11	H
	10104	-52.28	-25	-27.28	-54.39	-62.16	1.96	11.84	H
	15161	-47.63	-25	-22.63	-53.34	-58.96	2.58	13.91	H
	5052	-49.77	-25	-24.77	-43.36	-59.54	2.34	12.11	V
	10104	-53.37	-25	-28.37	-54.75	-63.25	1.96	11.84	V
	15161	-46.48	-25	-21.48	-53.68	-57.81	2.58	13.91	V
Highest	5100	-51.35	-25	-26.35	-44.5	-61.15	2.32	12.12	H
	10200	-48.95	-25	-23.95	-51.21	-58.71	2.12	11.88	H
	15310	-48.03	-25	-23.03	-53.98	-60.18	2.50	14.65	H
	5100	-51.50	-25	-26.50	-45.24	-61.30	2.32	12.12	V
	10200	-49.47	-25	-24.47	-51.18	-59.23	2.12	11.88	V
	15310	-44.74	-25	-19.74	-51.47	-56.89	2.50	14.65	V

Remark: Spurious emissions within 30-1000MHz were found more than 20dB below limit line.



**LTE Band 13**

LTE Band 13 / 5MHz / QPSK									
Channel	Frequency ( MHz )	ERP ( dBm )	Limit ( dBm )	Over Limit ( dB )	SPA Reading (dBm)	S.G. Power ( dBm )	TX Cable loss ( dB )	TX Antenna Gain (dBi)	Polarization (H/V)
Lowest	1560	-46.60	-42.15	-4.45	-56.86	-51.89	0.89	8.33	H
	2336	-43.50	-13	-30.50	-58.32	-50.71	1.11	10.47	H
	3120	-49.20	-13	-36.20	-64.98	-57.35	1.29	11.59	H
	3896	-46.79	-13	-33.79	-65.13	-55.91	1.46	12.74	H
	1560	-49.72	-42.15	-7.57	-59.34	-55.01	0.89	8.33	V
	2336	-44.69	-13	-31.69	-59.08	-51.90	1.11	10.47	V
	3120	-45.99	-13	-32.99	-62.13	-54.14	1.29	11.59	V
	3896	-47.28	-13	-34.28	-65.72	-56.40	1.46	12.74	V
Middle	1568	-46.51	-42.15	-4.36	-56.71	-51.83	0.89	8.36	H
	2344	-37.99	-13	-24.99	-52.74	-45.21	1.12	10.48	H
	3128	-52.55	-13	-39.55	-68.35	-60.71	1.29	11.61	H
	3912	-50.29	-13	-37.29	-68.67	-59.42	1.47	12.75	H
	1568	-48.11	-42.15	-5.96	-57.72	-53.43	0.89	8.36	V
	2344	-40.38	-13	-27.38	-54.76	-47.60	1.12	10.48	V
	3128	-48.93	-13	-35.93	-65.11	-57.09	1.29	11.61	V
	3912	-48.54	-13	-35.54	-66.98	-57.67	1.47	12.75	V
Highest	1568	-47.69	-42.15	-5.54	-57.89	-53.01	0.89	8.36	H
	2352	-37.80	-13	-24.80	-52.50	-45.03	1.12	10.49	H
	3136	-52.13	-13	-39.13	-67.95	-60.31	1.29	11.63	H
	3920	-51.78	-13	-38.78	-70.18	-60.91	1.47	12.75	H
	1568	-52.44	-42.15	-10.29	-62.05	-57.76	0.89	8.36	V
	2352	-40.43	-13	-27.43	-54.80	-47.66	1.12	10.49	V
	3136	-49.79	-13	-36.79	-66.00	-57.97	1.29	11.63	V
	3920	-48.26	-13	-35.26	-66.71	-57.39	1.47	12.75	V

Remark: Spurious emissions within 30-1000MHz were found more than 20dB below limit line.



LTE Band 13 / 10MHz / QPSK									
Channel	Frequency ( MHz )	ERP ( dBm )	Limit ( dBm )	Over Limit ( dB )	SPA Reading (dBm)	S.G. Power ( dBm )	TX Cable loss ( dB )	TX Antenna Gain (dBi)	Polarization (H/V)
Middle	1555	-40.60	-13	-27.60	-50.89	-45.87	0.89	8.31	H
	2332	-37.54	-13	-24.54	-52.38	-44.74	1.11	10.46	H
	3110	-48.40	-13	-35.40	-64.16	-56.52	1.29	11.56	H
	3887	-48.47	-13	-35.47	-66.79	-57.59	1.46	12.73	H
	1555	-44.03	-13	-31.03	-53.64	-49.30	0.89	8.31	V
	2332	-37.31	-13	-24.31	-51.7	-44.51	1.11	10.46	V
	3110	-46.41	-13	-33.41	-62.52	-54.53	1.29	11.56	V
	3887	-45.92	-13	-32.92	-64.35	-55.04	1.46	12.73	V

Remark: Spurious emissions within 30-1000MHz were found more than 20dB below limit line.