

FCC RADIO TEST REPORT


FCC ID : 2AJN7-TP00110AUC
Equipment : Notebook Computer
Brand Name : Lenovo
Model Name : TP00110A
Applicant : LC Future Center Limited Taiwan Branch
7F., No. 780, Bei'an Rd., Zhongshan Dist.,
Taipei City 104, Taiwan (R.O.C.)
Manufacturer : LC Future Center Limited Taiwan Branch
7F., No. 780, Bei'an Rd., Zhongshan Dist.,
Taipei City 104, Taiwan (R.O.C.)
Standard : 47 CFR Part 2, 22(H), 24(E), 27

Equipment: Fibocom L860-GL and Intel 9560D2W tested inside of Lenovo Notebook Computer.

The product was received on Mar. 13, 2019 and testing was started from Apr. 05, 2019 and completed on Apr. 05, 2019. We, Sporton International (Kunshan) Inc., would like to declare that the tested sample has been evaluated in accordance with the test procedures given in ANSI / TIA-603-E and has been in compliance with the applicable technical standards.

The report must not be used by the client to claim product certification, approval, or endorsement by NVLAP or any agency of government.

The test results in this partial report apply exclusively to the tested model / sample. Without written approval of Sporton International (Kunshan) Inc., the test report shall not be reproduced except in full.



Approved by: James Huang / Manager

Sporton International (Kunshan) Inc.

**No. 1098, Pengxi North Road, Kunshan Economic Development Zone,
Jiangsu Province 215335, China**



Table of Contents

History of this test report.....	3
Summary of Test Result.....	4
1 General Description	5
1.1 Product Feature of Equipment Under Test.....	5
1.2 Product Specification of Equipment Under Test.....	6
1.3 Modification of EUT	6
1.4 Testing Location	7
1.5 Applicable Standards.....	7
2 Test Configuration of Equipment Under Test	8
2.1 Test Mode.....	8
2.2 Connection Diagram of Test System.....	10
2.3 Support Unit used in test configuration and system	10
2.4 Frequency List of Low/Middle/High Channels	11
3 Conducted Test Items.....	16
3.1 Measuring Instruments	16
3.2 Conducted Output Power and ERP/EIRP	17
4 Radiated Test Items	18
4.1 Measuring Instruments	18
4.2 Radiated Spurious Emission Measurement	19
5 List of Measuring Equipment.....	20
6 Uncertainty of Evaluation	21
Appendix A. Test Results of Conducted Test	
Appendix B. Test Results of ERP/EIRP and Radiated Test	
Appendix C. Test Setup Photographs	



Summary of Test Result

Report Clause	Ref Std. Clause	Test Items	Result (PASS/FAIL)	Remark
3.2	§2.1046	Conducted Output Power	Reporting only	-
	§22.913 (a)(2)	Effective Radiated Power (Band 5) (Band 26)	Pass	
	§27.50 (c)(10)	Effective Radiated Power (Band 12) (Band 17)		
	§24.232 (c) §27.50 (h)(2)	Equivalent Isotropic Radiated Power (Band 2) (Band 25) (Band 7) (Band 38) (Band 41)		
	§27.50 (d)(4)	Equivalent Isotropic Radiated Power (Band 4) (Band 66)		
4.2	§2.1053 §22.917 (a) §24.238 (a) §27.53 (g) §27.53 (h)	Radiated Spurious Emission (Band 2) (Band 4) (Band 5) (Band 12) (Band 17) (Band 25) (Band 26) (Band 66) (Band 71)	Pass	Under limit 15.90 dB at 7578.000 MHz
	§2.1053 §27.53 (m)(4)	Radiated Spurious Emission (Band 7) (Band 38) (Band 41)		

Declaration of Conformity:
The test results with all measurement uncertainty excluded are presented in accordance with the regulation limits or requirements declared by manufacturers.
Comments and Explanations:
The declared of product specification for EUT presented in the report are provided by the manufacturer, and the manufacturer takes all the responsibilities for the accuracy of product specification.

Reviewed by: Jason Jia

Report Producer: Echo Wu

1 General Description

1.1 Product Feature of Equipment Under Test

Product Feature	
Equipment	Notebook Computer
Brand Name	Lenovo
Model Name	TP00110A
FCC ID	2AJN7-TP00110AUC
Sample 1	EUT with Amphenol Antenna
Sample 2	EUT with SPEEDWIRE Antenna
EUT supports Radios application	WCDMA/HSPA/LTE/GNSS WLAN 11a/b/g/n HT20/HT40 WLAN 11ac VHT20/VHT40/VHT80/VHT160 Bluetooth BR/EDR/LE
EUT Stage	Production Unit

Remark:

1. The above EUT's information was declared by manufacturer.
2. Equipment: Fibocom L860-GL and Intel 9560D2W tested inside of Lenovo Notebook Computer.
3. All test items were performed with Sample 1.

Antenna Information				
WWAN				3G<E (dBi)
Antenna 1	Manufacturer	Amphenol	Peak gain	2.30
	Part number	LX9865-16-000-C	Type	PIFA
Antenna 2	Manufacturer	SPEEDWIRE	Peak gain	2.07
	Part number	F.0G.ZV-0008-001-00	Type	PIFA



1.2 Product Specification of Equipment Under Test

Standards-related Product Specification	
Tx Frequency	LTE Band 2 : 1850.7 MHz ~ 1909.3 MHz LTE Band 4 : 1710.7 MHz ~ 1754.3 MHz LTE Band 5 : 824.7 MHz ~ 848.3 MHz LTE Band 7 : 2502.5 MHz ~ 2567.5 MHz LTE Band 12 : 699.7 MHz ~ 715.3 MHz LTE Band 17 : 706.5 MHz ~ 713.5 MHz LTE Band 25 : 1850.7 MHz ~ 1914.3 MHz LTE Band 26 : 824.7MHz ~ 848.3 MHz LTE Band 38 : 2572.5 MHz ~ 2617.5 MHz LTE Band 41 : 2498.5 MHz ~ 2687.5 MHz LTE Band 66 : 1710.7 MHz ~ 1779.3 MHz
Rx Frequency	LTE Band 2 : 1930.7 MHz ~ 1989.3 MHz LTE Band 4 : 2110.7 MHz ~ 2154.3 MHz LTE Band 5 : 869.7 MHz ~ 893.3 MHz LTE Band 7 : 2622.5MHz ~ 2687.5 MHz LTE Band 12 : 729.7 MHz ~ 745.3 MHz LTE Band 17 : 736.5 MHz ~ 743.5 MHz LTE Band 25 : 1930.7 MHz ~ 1994.3 MHz LTE Band 26 : 869.7MHz ~ 893.3MHz LTE Band 38 : 2572.5 MHz ~ 2617.5 MHz LTE Band 41 : 2498.5 MHz ~ 2687.5 MHz LTE Band 66 : 2110.7 MHz ~ 2199.3 MHz
Bandwidth	LTE Band 2 : 1.4MHz / 3MHz / 5MHz / 10MHz / 15MHz / 20MHz LTE Band 4 : 1.4MHz / 3MHz / 5MHz / 10MHz / 15MHz / 20MHz LTE Band 5 : 1.4MHz / 3MHz / 5MHz / 10MHz LTE Band 7 : 5MHz / 10MHz / 15MHz / 20MHz LTE Band 12 : 1.4MHz / 3MHz / 5MHz / 10MHz LTE Band 17 : 5MHz / 10MHz LTE Band 25 : 1.4MHz / 3MHz / 5MHz / 10MHz / 15MHz LTE Band 26 : 1.4MHz / 3MHz / 5MHz / 10MHz / 15MHz LTE Band 38 : 5MHz / 10MHz / 15MHz / 20MHz LTE Band 41 : 5MHz / 10MHz / 15MHz / 20MHz LTE Band 66 : 1.4MHz / 3MHz / 5MHz / 10MHz / 15MHz / 20MHz
Maximum Output Power to Antenna	LTE Band 2 : 23.11 dBm LTE Band 4 : 23.29 dBm LTE Band 5 : 24.00 dBm LTE Band 7 : 23.25 dBm LTE Band 12 : 22.93 dBm LTE Band 17 : 22.91 dBm LTE Band 25 : 23.12 dBm LTE Band 26 : 24.01 dBm LTE Band 38 : 22.96 dBm LTE Band 41 : 23.98 dBm LTE Band 66 : 23.22 dBm
Type of Modulation	QPSK / 16QAM / 64QAM

1.3 Modification of EUT

No modifications are made to the EUT during all test items.



1.4 Testing Location

Sporton International (Kunshan) Inc. is accredited to ISO 17025 by National Voluntary Laboratory Accreditation Program (NVLAP code: 600155-0).

Test Site	Sporton International (Kunshan) Inc.		
Test Site Location	No. 1098, Pengxi North Road, Kunshan Economic Development Zone, Jiangsu Province 215335, China		
Test Site No.	Sporton Site No.	FCC designation No.	FCC Test Firm Registration No.
	03CH06-KS	CN5013	630927
Test Engineer	Level Zhao		
Temperature	23~24 °C		
Relative Humidity	63~66 %		

Note: The test site complies with ANSI C63.4 2014 requirement.

1.5 Applicable Standards

According to the specifications of the manufacturer, the EUT must comply with the requirements of the following standards:

- ♦ ANSI C63.26-2015
- ♦ ANSI / TIA-603-E
- ♦ 47 CFR Part 2, 22(H), 24(E), 27
- ♦ FCC KDB 971168 D01 Power Meas. License Digital Systems v03r01
- ♦ FCC KDB 412172 D01 Determining ERP and EIRP v01r01

Remark: All test items were verified and recorded according to the standards and without any deviation during the test.



2 Test Configuration of Equipment Under Test

2.1 Test Mode

Antenna port conducted and radiated test items listed below are performed according to KDB 971168 D01 Power Meas. License Digital Systems v03r01 with maximum output power.

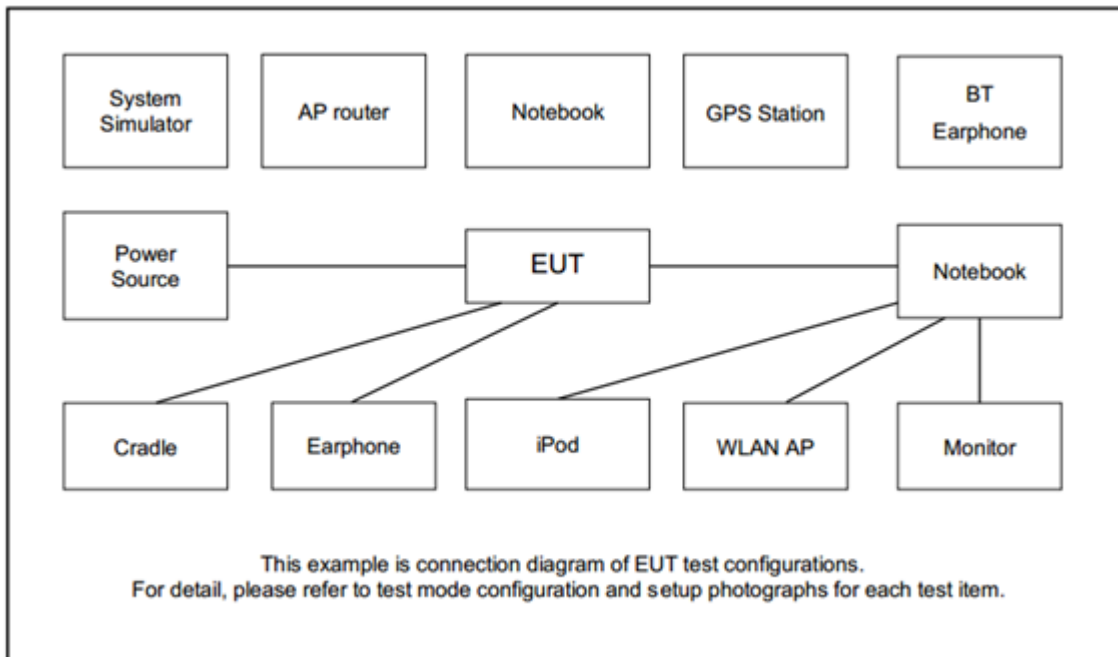
For radiated measurement, pre-scanned in three orthogonal panels, X, Y, Z. The worst cases (X plane for LTE Band 7 / 41 and Y plane for LTE Band 26 and Notebook type for LTE Band 25 / 66) were recorded in this report.

Test Items	Band	Bandwidth (MHz)						Modulation			RB #			Test Channel		
		1.4	3	5	10	15	20	QPSK	16QAM	64QAM	1	Half	Full	L	M	H
Max. Output Power	2	v	v	v	v	v	v	v	v	v	v	v	v	v	v	v
	4	v	v	v	v	v	v	v	v	v	v	v	v	v	v	v
	5	v	v	v	v	-	-	v	v	v	v	v	v	v	v	v
	7	-	-	v	v	v	v	v	v	v	v	v	v	v	v	v
	12	v	v	v	v	-	-	v	v	v	v	v	v	v	v	v
	17	-	-	v	v	-	-	v	v	v	v	v	v	v	v	v
	25	v	v	v	v	v	v	v	v	v	v	v	v	v	v	v
	26	v	v	v	v	v	-	v	v	v	v	v	v	v	v	v
	38	-	-	v	v	v	v	v	v	v	v	v	v	v	v	v
	41	-	-	v	v	v	v	v	v	v	v	v	v	v	v	v
	66	v	v	v	v	v	v	v	v	v	v	v	v	v	v	v



Test Items	Band	Bandwidth (MHz)						Modulation			RB #			Test Channel		
		1.4	3	5	10	15	20	QPSK	16QAM	64QAM	1	Half	Full	L	M	H
E.R.P / E.I.R.P	2	v	v	v	v	v	v	v	v	v	v			v	v	v
	4	v	v	v	v	v	v	v	v	v	v			v	v	v
	5	v	v	v	v	-	-	v	v	v	v			v	v	v
	7	-	-	v	v	v	v	v	v	v	v			v	v	v
	12	v	v	v	v	-	-	v	v	v	v			v	v	v
	17	-	-	v	v	-	-	v	v	v	v			v	v	v
	25	v	v	v	v	v	v	v	v	v	v			v	v	v
	26	v	v	v	v	v	-	v	v	v	v			v	v	v
	38	-	-	v	v	v	v	v	v	v	v			v	v	v
	41	-	-	v	v	v	v	v	v	v	v			v	v	v
66	v	v	v	v	v	v	v	v	v	v			v	v	v	
Radiated Spurious Emission	2	Worst Case											v	v	v	
	4	Worst Case											v	v	v	
	5	Worst Case											v	v	v	
	7	Worst Case											v	v	v	
	12	Worst Case											v	v	v	
	17	Worst Case											v	v	v	
	25	Worst Case											v	v	v	
	26	Worst Case											v	v	v	
	38	Worst Case											v	v	v	
	41	Worst Case											v	v	v	
66	Worst Case											v	v	v		
Remark	<ol style="list-style-type: none"> The mark "v" means that this configuration is chosen for testing The mark "-" means that this bandwidth is not supported. The device is investigated from 30MHz to 10 times of fundamental signal for radiated spurious emission test under different RB size/offset and modulations in exploratory test. Subsequently, only the worst case emissions are reported. All the radiated test cases were performed with Adapter 1. 															

2.2 Connection Diagram of Test System



2.3 Support Unit used in test configuration and system

Item	Equipment	Trade Name	Model No.	FCC ID	Data Cable	Power Cord
1.	LTE Base Station	Anritsu	MT8820C	N/A	N/A	Unshielded, 1.8 m
2.	Earphone	zyia	N/A	N/A	Unshielded, 1.2 m	N/A



2.4 Frequency List of Low/Middle/High Channels

LTE Band 2 Channel and Frequency List				
BW [MHz]	Channel/Frequency(MHz)	Lowest	Middle	Highest
20	Channel	18700	18900	19100
	Frequency	1860	1880	1900
15	Channel	18675	18900	19125
	Frequency	1857.5	1880	1902.5
10	Channel	18650	18900	19150
	Frequency	1855	1880	1905
5	Channel	18625	18900	19175
	Frequency	1852.5	1880	1907.5
3	Channel	18615	18900	19185
	Frequency	1851.5	1880	1908.5
1.4	Channel	18607	18900	19193
	Frequency	1850.7	1880	1909.3

LTE Band 4 Channel and Frequency List				
BW [MHz]	Channel/Frequency(MHz)	Lowest	Middle	Highest
20	Channel	20050	20175	20300
	Frequency	1720	1732.5	1745
15	Channel	20025	20175	20325
	Frequency	1717.5	1732.5	1747.5
10	Channel	20000	20175	20350
	Frequency	1715	1732.5	1750
5	Channel	19975	20175	20375
	Frequency	1712.5	1732.5	1752.5
3	Channel	19965	20175	20385
	Frequency	1711.5	1732.5	1753.5
1.4	Channel	19957	20175	20393
	Frequency	1710.7	1732.5	1754.3



LTE Band 5 Channel and Frequency List				
BW [MHz]	Channel/Frequency(MHz)	Lowest	Middle	Highest
10	Channel	20450	20525	20600
	Frequency	829	836.5	844
5	Channel	20425	20525	20625
	Frequency	826.5	836.5	846.5
3	Channel	20415	20525	20635
	Frequency	825.5	836.5	847.5
1.4	Channel	20407	20525	20643
	Frequency	824.7	836.5	848.3

LTE Band 7 Channel and Frequency List				
BW [MHz]	Channel/Frequency(MHz)	Lowest	Middle	Highest
20	Channel	20850	21100	21350
	Frequency	2510	2535	2560
15	Channel	20825	21100	21375
	Frequency	2507.5	2535	2562.5
10	Channel	20800	21100	21400
	Frequency	2505	2535	2565
5	Channel	20775	21100	21425
	Frequency	2502.5	2535	2567.5

LTE Band 12 Channel and Frequency List				
BW [MHz]	Channel/Frequency(MHz)	Lowest	Middle	Highest
10	Channel	23060	23095	23130
	Frequency	704	707.5	711
5	Channel	23035	23095	23155
	Frequency	701.5	707.5	713.5
3	Channel	23025	23095	23165
	Frequency	700.5	707.5	714.5
1.4	Channel	23017	23095	23173
	Frequency	699.7	707.5	715.3



LTE Band 17 Channel and Frequency List				
BW [MHz]	Channel/Frequency(MHz)	Lowest	Middle	Highest
10	Channel	23780	23790	23800
	Frequency	709	710	711
5	Channel	23755	23790	23825
	Frequency	706.5	710	713.5

LTE Band 25 Channel and Frequency List				
BW [MHz]	Channel/Frequency(MHz)	Lowest	Middle	Highest
20	Channel	26140	26340	26590
	Frequency	1860	1880	1905
15	Channel	26115	26340	26615
	Frequency	1857.5	1880	1907.5
10	Channel	26090	26340	26640
	Frequency	1855	1880	1910
5	Channel	26065	26340	26665
	Frequency	1852.5	1880	1912.5
3	Channel	26055	26340	26675
	Frequency	1851.5	1880	1913.5
1.4	Channel	26047	26340	26683
	Frequency	1850.7	1880	1914.3

LTE Band 26 Channel and Frequency List				
BW [MHz]	Channel/Frequency(MHz)	Lowest	Middle	Highest
15	Channel	26865	26915	26965
	Frequency	831.5	836.5	841.5
10	Channel	26840	26915	26990
	Frequency	829.0	836.5	844.0
5	Channel	26815	26915	27015
	Frequency	826.5	836.5	846.5
3	Channel	26805	26915	27025
	Frequency	825.5	836.5	847.5
1.4	Channel	26797	26915	27033
	Frequency	824.7	836.5	848.3



LTE Band 38 Channel and Frequency List				
BW [MHz]	Channel/Frequency(MHz)	Lowest	Middle	Highest
20	Channel	37850	38000	38150
	Frequency	2580.0	2595.0	2610.0
15	Channel	37825	38000	38175
	Frequency	2577.5	2595.0	2612.5
10	Channel	37800	38000	38200
	Frequency	2575.0	2595.0	2615.0
5	Channel	37775	38000	38225
	Frequency	2572.5	2595.0	2617.5

LTE Band 41 Channel and Frequency List				
BW [MHz]	Channel/Frequency(MHz)	Lowest	Middle	Highest
20	Channel	39750	40620	41490
	Frequency	2506.0	2593.0	2680.0
15	Channel	39725	40620	41515
	Frequency	2503.5	2593.0	2682.5
10	Channel	39700	40620	41540
	Frequency	2501.0	2593.0	2685.0
5	Channel	39675	40620	41565
	Frequency	2498.5	2593.0	2687.5



LTE Band 66 Channel and Frequency List				
BW [MHz]	Channel/Frequency(MHz)	Lowest	Middle	Highest
20	Channel	132072	132322	132572
	Frequency	1720	1745	1770
15	Channel	132047	132322	132597
	Frequency	1717.5	1745	1772.5
10	Channel	132022	132322	132622
	Frequency	1715	1745	1775
5	Channel	131997	132322	132647
	Frequency	1712.5	1745	1777.5
3	Channel	131987	132322	132657
	Frequency	1711.5	1745	1778.5
1.4	Channel	131979	132322	132665
	Frequency	1710.7	1745	1779.3

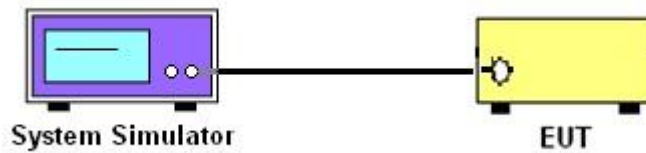
3 Conducted Test Items

3.1 Measuring Instruments

See list of measuring instruments of this test report.

3.1.1 Test Setup

3.1.2 Conducted Output Power



3.1.3 Test Result of Conducted Test

Please refer to Appendix A.



3.2 Conducted Output Power and ERP/EIRP

3.2.1 Description of the Conducted Output Power Measurement and ERP/EIRP Measurement

A system simulator was used to establish communication with the EUT. Its parameters were set to force the EUT transmitting at maximum output power. The measured power in the radio frequency on the transmitter output terminals shall be reported.

The ERP of mobile transmitters must not exceed 7 Watts for LTE Band 5 and Band 26.

The ERP of mobile transmitters must not exceed 3 Watts for LTE Band 12 and Band 17.

The EIRP of mobile transmitters must not exceed 2 Watts for LTE Band 2 and Band 25 and Band 7 and Band 38 and Band 41.

The EIRP of mobile transmitters must not exceed 1 Watts for LTE Band 4 and Band 66.

According to KDB 412172 D01 Power Approach,

$EIRP = P_T + G_T - L_C$, $ERP = EIRP - 2.15$, where

P_T = transmitter output power in dBm

G_T = gain of the transmitting antenna in dBi

L_C = signal attenuation in the connecting cable between the transmitter and antenna in dB

3.2.2 Test Procedures

1. The transmitter output port was connected to the system simulator.
2. Set EUT at maximum power through the system simulator.
3. Select lowest, middle, and highest channels for each band and different modulation.
4. Measure and record the power level from the system simulator.

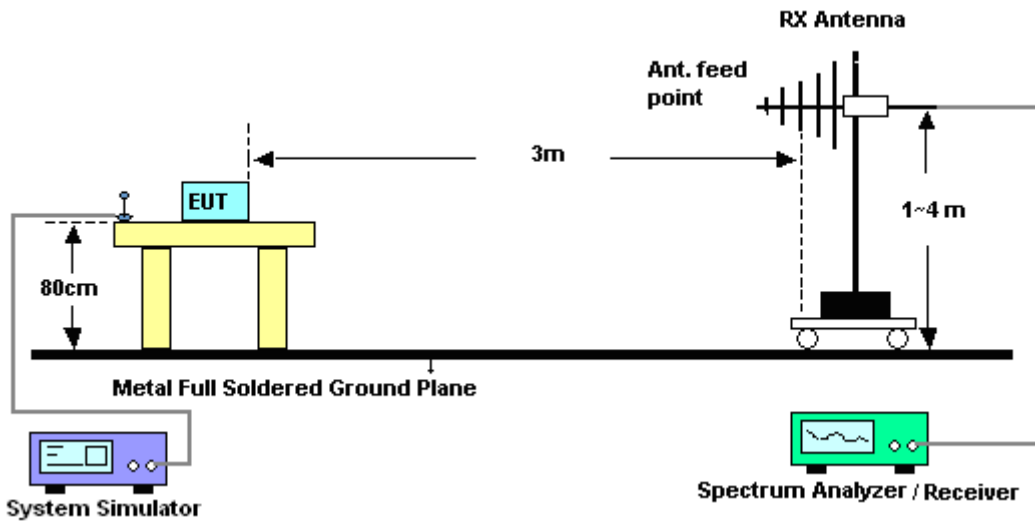
4 Radiated Test Items

4.1 Measuring Instruments

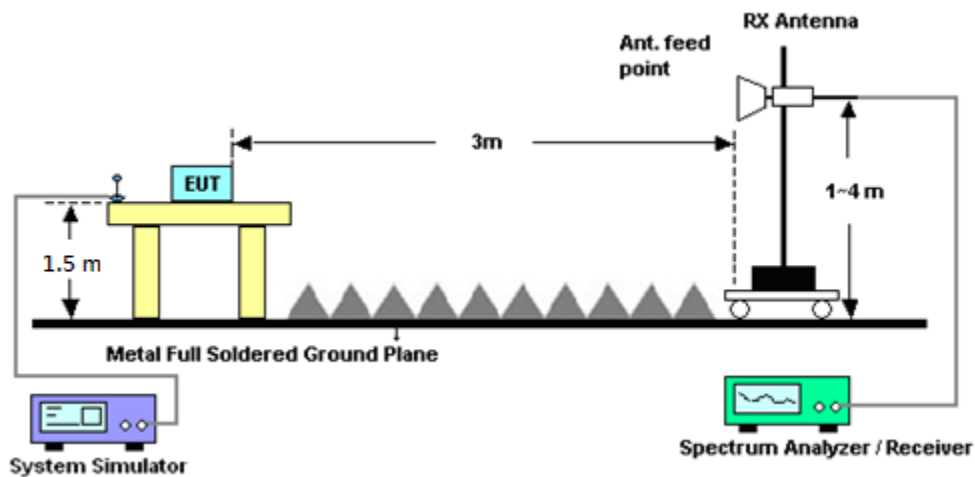
See list of measuring instruments of this test report.

4.1.1 Test Setup

For radiated test from 30MHz to 1GHz



For radiated test above 1GHz



4.1.2 Test Result of Radiated Test

Please refer to Appendix B.



4.2 Radiated Spurious Emission Measurement

4.2.1 Description of Radiated Spurious Emission Measurement

The radiated spurious emission was measured by substitution method according to ANSI / TIA-603-E. The power of any emission outside of the authorized operating frequency ranges must be attenuated below the transmitter power (P) by a factor of at least $43 + 10 \log (P)$ dB.

For Band 7, 38, 41

The power of any emission outside of the authorized operating frequency ranges must be attenuated below the transmitter power (P) by a factor of at least $55 + 10 \log (P)$ dB.

The spectrum is scanned from 30 MHz up to a frequency including its 10th harmonic.

4.2.2 Test Procedures

The testing follows FCC KDB 971168 D01 v03r01 Section 5.8 and ANSI / TIA-603-E Section 2.2.12.

1. The EUT was placed on a turntable with 0.8 meter for frequency below 1GHz and 1.5 meter for frequency above 1GHz respectively above ground.
2. The EUT was set 3 meters from the receiving antenna, which was mounted on the antenna tower.
3. The table was rotated 360 degrees to determine the position of the highest spurious emission.
4. The height of the receiving antenna is varied between one meter and four meters to search the maximum spurious emission for both horizontal and vertical polarizations.
5. Make the measurement with the spectrum analyzer's RBW = 1MHz, VBW = 3MHz, taking the record of maximum spurious emission.
6. A horn antenna was substituted in place of the EUT and was driven by a signal generator.
7. Tune the output power of signal generator to the same emission level with EUT maximum spurious emission.
8. Taking the record of output power at antenna port.
9. Repeat step 7 to step 8 for another polarization.
10. The RF fundamental frequency should be excluded against the limit line in the operating frequency band.

The limit line is derived from $43 + 10\log(P)$ dB below the transmitter power P(Watts)

11. For Band 7, 38, 41:

The limit line is derived from $55 + 10\log(P)$ dB below the transmitter power P(Watts)

EIRP (dBm) = S.G. Power – Tx Cable Loss + Tx Antenna Gain

ERP (dBm) = EIRP - 2.15



5 List of Measuring Equipment

Instrument	Manufacturer	Model No.	Serial No.	Characteristics	Calibration Date	Test Date	Due Date	Remark
LTE Base Station	Anritsu	MT8820C	KS141204 JCGS01	6201432836	Jan. 14, 2019	Apr. 05. 2019	Jan. 13, 2020	Radiation (03CH06-KS)
EXA Spectrum Analyzer	Keysight	N9010A	MY553705 28	10Hz-44GHz	Oct. 10, 2018	Apr. 05. 2019	Oct. 09, 2019	Radiation (03CH06-KS)
Bilog Antenna	TeseQ	CBL6112D	35406	30MHz-1GHz	Apr. 19, 2018	Apr. 05. 2019	Apr. 18, 2019	Radiation (03CH06-KS)
Broad-Band Horn Antenna	Schwarzbeck MESS-ELEKT RONIK	BBHA9120D	01648	1GHz-18GHz	Jan. 27, 2019	Apr. 05. 2019	Jan. 26, 2020	Radiation (03CH06-KS)
Amplifier	SONOMA	310N	380827	9KHz-1GHz Gain 32dB	Aug. 03, 2018	Apr. 05. 2019	Aug. 02, 2019	Radiation (03CH06-KS)
Amplifier	MITEQ	AMF-7D-0010 1800-30-10P	2025788	100MHz-18GHz Gain 55dB	Apr. 17, 2018	Apr. 05. 2019	Apr. 16, 2019	Radiation (03CH06-KS)
Preamplifier	Keysight	83017A	MY532703 19	0.5G-26.5GHz	Oct. 12, 2018	Apr. 05. 2019	Oct. 11, 2019	Radiation (03CH06-KS)
SHF-EHF Horn	Schwarzbeck	BBHA 9170	BBHA1702 49	15-40GHz	Feb. 07, 2019	Apr. 05. 2019	Feb. 06, 2020	Radiation (03CH06-KS)
Amplifier	MITEQ	TTA1840-35- HG	1887435	18~40GHz,45d B Min	Feb. 08, 2019	Apr. 05. 2019	Feb. 07, 2020	Radiation (03CH06-KS)
Radio communication analyzer	Anritsu	MT8820C	KS141204 JCGS01	6201432836	Jan. 14, 2019	Apr. 05. 2019	Jan. 13, 2020	Radiation (03CH06-KS)



6 Uncertainty of Evaluation

Uncertainty of Radiated Emission Measurement (30 MHz ~ 1000 MHz)

Measuring Uncertainty for a Level of Confidence of 95% ($U = 2Uc(y)$)	2.5
---	-----

Uncertainty of Radiated Emission Measurement (1 GHz ~ 18 GHz)

Measuring Uncertainty for a Level of Confidence of 95% ($U = 2Uc(y)$)	2.1
---	-----

Uncertainty of Radiated Emission Measurement (18 GHz ~ 40 GHz)

Measuring Uncertainty for a Level of Confidence of 95% ($U = 2Uc(y)$)	2.1
---	-----



Appendix A. Test Results of Conducted Test

Conducted Output Power(Average power)

LTE Band 2 Maximum Average Power [dBm]						
BW [MHz]	RB Size	RB Offset	Mod	Lowest	Middle	Highest
20	1	0	QPSK	22.93	23.11	23.03
20	1	49		22.91	23.08	23.01
20	1	99		22.75	23.03	22.84
20	50	0		21.98	22.06	22.01
20	50	24		21.89	21.92	21.81
20	50	50		21.81	21.89	21.79
20	100	0		21.95	22.02	21.98
20	1	0	16-QAM	22.36	22.05	22.33
20	1	49		22.31	21.74	21.96
20	1	99		22.10	22.11	22.07
20	50	0		21.02	21.01	20.92
20	50	24		20.85	21.04	20.96
20	50	50		20.91	20.91	21.05
20	100	0		20.98	21.00	21.00
20	1	0	64-QAM	21.21	21.22	21.01
20	1	49		20.93	20.96	21.21
20	1	99		20.90	21.32	21.09
20	50	0		20.12	20.03	19.90
20	50	24		20.00	20.03	19.96
20	50	50		19.85	19.97	19.98
20	100	0		19.99	19.97	19.98
15	1	0	QPSK	22.81	23.00	22.96
15	1	37		22.76	23.11	22.96
15	1	74		22.67	22.98	22.79
15	36	0		21.91	21.93	21.78
15	36	20		21.84	21.88	21.84
15	36	39		21.73	21.89	22.01
15	75	0		21.87	21.92	21.94
15	1	0	16-QAM	22.30	21.95	22.33
15	1	37		22.38	21.69	21.96
15	1	74		22.08	22.06	22.04
15	36	0		21.02	20.93	20.88
15	36	20		20.78	21.03	20.88
15	36	39		20.89	20.89	21.04
15	75	0		20.92	20.94	20.94
15	1	0	64-QAM	21.21	21.21	20.97
15	1	37		20.89	20.88	21.12
15	1	74		20.85	21.22	21.04
15	36	0		20.07	19.97	19.89
15	36	20		19.99	20.00	19.93
15	36	39		19.82	19.96	19.98
15	75	0		19.95	19.96	19.92



LTE Band 2 Maximum Average Power [dBm]						
BW [MHz]	RB Size	RB Offset	Mod	Lowest	Middle	Highest
10	1	0	QPSK	22.79	22.98	22.94
10	1	25		22.65	23.03	22.89
10	1	49		22.61	22.88	22.71
10	25	0		21.92	21.94	21.74
10	25	12		21.87	21.79	21.83
10	25	25		21.75	21.79	21.93
10	50	0		21.82	21.81	21.93
10	1	0	16-QAM	22.26	21.95	22.27
10	1	25		22.36	21.69	21.78
10	1	49		21.92	22.05	21.93
10	25	0		20.98	20.94	20.80
10	25	12		20.75	20.90	20.87
10	25	25		20.85	20.83	20.91
10	50	0		20.84	20.90	20.93
10	1	0	64-QAM	21.17	21.11	20.94
10	1	25		20.88	20.85	21.11
10	1	49		20.82	21.26	21.02
10	25	0		20.00	19.91	19.85
10	25	12		19.89	20.00	19.78
10	25	25		19.72	19.90	19.80
10	50	0		19.87	19.82	19.91
5	1	0	QPSK	22.82	23.01	22.93
5	1	12		22.67	23.03	22.86
5	1	24		22.62	22.90	22.79
5	12	0		21.83	21.91	21.79
5	12	7		21.81	21.77	21.71
5	12	13		21.65	21.72	22.03
5	25	0		21.84	21.76	21.88
5	1	0	16-QAM	22.34	21.94	22.26
5	1	12		22.25	21.65	21.92
5	1	24		22.02	21.99	21.92
5	12	0		20.98	20.97	20.86
5	12	7		20.67	20.96	20.80
5	12	13		20.78	20.81	20.89
5	25	0		20.88	20.93	20.81
5	1	0	64-QAM	21.16	21.07	20.93
5	1	12		20.88	20.83	21.19
5	1	24		20.73	21.21	21.01
5	12	0		20.04	19.97	19.85
5	12	7		19.94	19.89	19.87
5	12	13		19.75	19.85	19.89
5	25	0		19.90	19.79	19.83



LTE Band 2 Maximum Average Power [dBm]						
BW [MHz]	RB Size	RB Offset	Mod	Lowest	Middle	Highest
3	1	0	QPSK	22.74	22.91	22.81
3	1	8		22.59	23.04	22.80
3	1	14		22.66	22.92	22.62
3	8	0		21.82	21.87	21.68
3	8	4		21.76	21.83	21.75
3	8	7		21.70	21.60	21.90
3	15	0		21.85	21.76	21.84
3	1	0	16-QAM	22.30	21.80	22.15
3	1	8		22.27	21.72	21.74
3	1	14		22.01	21.94	21.92
3	8	0		20.86	20.93	20.70
3	8	4		20.67	20.93	20.89
3	8	7		20.79	20.78	20.79
3	15	0		20.89	20.83	20.85
3	1	0	64-QAM	21.03	21.13	20.88
3	1	8		20.73	20.81	21.05
3	1	14		20.73	21.23	20.89
3	8	0		19.96	19.89	19.81
3	8	4		19.91	19.86	19.88
3	8	7		19.73	19.85	19.85
3	15	0		19.81	19.80	19.84
1.4	1	0	QPSK	22.82	22.83	22.87
1.4	1	3		22.60	22.87	22.78
1.4	1	5		22.66	22.84	22.56
1.4	3	0		22.69	22.86	22.50
1.4	3	1		22.63	22.67	22.64
1.4	3	3		22.55	22.62	22.94
1.4	6	0		21.76	21.64	21.77
1.4	1	0	16-QAM	22.15	21.93	22.17
1.4	1	3		22.19	21.63	21.81
1.4	1	5		21.98	21.86	21.81
1.4	3	0		21.79	21.82	21.69
1.4	3	1		21.59	21.79	21.80
1.4	3	3		21.77	21.78	21.97
1.4	6	0		20.85	20.82	20.71
1.4	1	0	64-QAM	20.99	20.93	20.82
1.4	1	3		20.74	20.80	21.12
1.4	1	5		20.61	21.07	20.85
1.4	3	0		20.91	20.75	20.68
1.4	3	1		20.84	20.88	20.78
1.4	3	3		20.66	20.67	20.79
1.4	6	0		19.82	19.88	19.68



LTE Band 25 Maximum Average Power [dBm]						
BW [MHz]	RB Size	RB Offset	Mod	Lowest	Middle	Highest
20	1	0	QPSK	22.88	23.12	22.95
20	1	49		22.80	22.78	22.94
20	1	99		22.68	22.86	22.68
20	50	0		21.80	21.96	21.93
20	50	24		21.78	21.83	21.87
20	50	50		21.75	21.68	21.84
20	100	0		21.76	21.94	21.92
20	1	0	16-QAM	22.26	22.20	22.12
20	1	49		21.97	22.21	22.20
20	1	99		22.01	22.16	22.04
20	50	0		20.80	21.01	20.97
20	50	24		20.85	20.90	20.95
20	50	50		20.78	20.79	20.92
20	100	0		20.83	20.85	20.95
20	1	0	64-QAM	21.25	21.20	21.25
20	1	49		20.45	20.83	21.04
20	1	99		20.89	20.94	21.04
20	50	0		19.92	20.05	19.98
20	50	24		19.90	19.89	20.00
20	50	50		19.85	19.73	19.97
20	100	0		19.84	19.91	20.00
15	1	0	QPSK	23.05	22.81	22.55
15	1	37		22.69	22.72	22.88
15	1	74		22.79	22.64	22.55
15	36	0		21.85	21.68	21.84
15	36	20		21.72	21.70	21.69
15	36	39		21.62	21.58	21.72
15	75	0		21.65	21.60	21.78
15	1	0	16-QAM	22.19	22.19	21.99
15	1	37		22.27	21.89	22.15
15	1	74		22.06	21.99	21.94
15	36	0		20.93	20.68	20.86
15	36	20		20.85	20.75	20.81
15	36	39		20.68	20.59	20.87
15	75	0		20.77	20.69	20.89
15	1	0	64-QAM	21.17	21.13	21.07
15	1	37		20.74	20.38	20.99
15	1	74		20.86	20.73	20.96
15	36	0		19.99	19.79	19.86
15	36	20		19.84	19.84	19.93
15	36	39		19.62	19.75	19.85
15	75	0		19.88	19.67	20.00



LTE Band 25 Maximum Average Power [dBm]						
BW [MHz]	RB Size	RB Offset	Mod	Lowest	Middle	Highest
10	1	0	QPSK	23.05	22.81	22.55
10	1	25		22.69	22.72	22.88
10	1	49		22.79	22.64	22.55
10	25	0		21.85	21.68	21.84
10	25	12		21.72	21.70	21.69
10	25	25		21.62	21.58	21.72
10	50	0		21.65	21.60	21.78
10	1	0	16-QAM	22.19	22.19	21.99
10	1	25		22.27	21.89	22.15
10	1	49		22.06	21.99	21.94
10	25	0		20.93	20.68	20.86
10	25	12		20.85	20.75	20.81
10	25	25		20.68	20.59	20.87
10	50	0		20.77	20.69	20.89
10	1	0	64-QAM	21.17	21.13	21.07
10	1	25		20.74	20.38	20.99
10	1	49		20.86	20.73	20.96
10	25	0		19.99	19.79	19.86
10	25	12		19.84	19.84	19.93
10	25	25		19.62	19.75	19.85
10	50	0		19.88	19.67	20.00
5	1	0	QPSK	22.95	22.79	22.45
5	1	12		22.64	22.69	22.84
5	1	24		22.79	22.62	22.49
5	12	0		21.79	21.62	21.80
5	12	7		21.71	21.66	21.67
5	12	13		21.52	21.52	21.69
5	25	0		21.55	21.55	21.69
5	1	0	16-QAM	22.28	22.16	21.89
5	1	12		22.27	21.84	22.15
5	1	24		22.02	21.92	21.90
5	12	0		20.93	20.59	20.83
5	12	7		20.81	20.74	20.74
5	12	13		20.63	20.51	20.80
5	25	0		20.73	20.65	20.83
5	1	0	64-QAM	21.16	21.10	21.00
5	1	12		20.72	20.33	20.93
5	1	24		20.80	20.63	20.94
5	12	0		19.92	19.69	19.81
5	12	7		19.77	19.75	19.93
5	12	13		19.56	19.66	19.79
5	25	0		19.78	19.58	19.92



LTE Band 25 Maximum Average Power [dBm]						
BW [MHz]	RB Size	RB Offset	Mod	Lowest	Middle	Highest
3	1	0	QPSK	22.95	22.72	22.35
3	1	8		22.61	22.59	22.81
3	1	14		22.74	22.59	22.40
3	8	0		21.70	21.60	21.73
3	8	4		21.69	21.65	21.62
3	8	7		21.42	21.49	21.62
3	15	0		21.52	21.55	21.66
3	1	0	16-QAM	22.28	22.07	21.86
3	1	8		22.24	21.77	22.15
3	1	14		21.92	21.86	21.86
3	8	0		20.83	20.49	20.78
3	8	4		20.72	20.70	20.74
3	8	7		20.53	20.43	20.76
3	15	0		20.66	20.55	20.77
3	1	0	64-QAM	21.21	21.06	20.94
3	1	8		20.69	20.30	20.89
3	1	14		20.78	20.53	20.87
3	8	0		19.92	19.69	19.74
3	8	4		19.72	19.70	19.88
3	8	7		19.49	19.62	19.79
3	15	0		19.69	19.48	19.88
1.4	1	0	QPSK	22.95	22.63	22.26
1.4	1	3		22.60	22.57	22.78
1.4	1	5		22.64	22.54	22.37
1.4	3	0		22.61	22.54	22.64
1.4	3	1		22.63	22.56	22.52
1.4	3	3		22.34	22.40	22.52
1.4	6	0		21.48	21.51	21.56
1.4	1	0	16-QAM	22.28	22.03	21.84
1.4	1	3		22.17	21.69	22.06
1.4	1	5		21.87	21.81	21.80
1.4	3	0		21.78	21.48	21.70
1.4	3	1		21.63	21.67	21.72
1.4	3	3		21.53	21.34	21.69
1.4	6	0		20.57	20.55	20.70
1.4	1	0	64-QAM	21.23	20.98	20.91
1.4	1	3		20.69	20.22	20.79
1.4	1	5		20.68	20.44	20.79
1.4	3	0		20.86	20.62	20.71
1.4	3	1		20.68	20.65	20.79
1.4	3	3		20.42	20.62	20.73
1.4	6	0		19.59	19.44	19.80



LTE Band 4 Maximum Average Power [dBm]						
BW [MHz]	RB Size	RB Offset	Mod	Lowest	Middle	Highest
20	1	0	QPSK	23.23	23.29	23.15
20	1	49		23.08	23.04	22.92
20	1	99		22.92	22.87	22.79
20	50	0		22.12	22.17	22.01
20	50	24		21.76	21.83	21.86
20	50	50		21.71	21.74	21.88
20	100	0		22.05	22.12	21.99
20	1	0	16-QAM	22.05	21.68	21.67
20	1	49		21.90	21.83	21.80
20	1	99		21.91	21.95	21.56
20	50	0		20.89	20.97	21.00
20	50	24		20.93	21.00	21.06
20	50	50		20.89	20.91	21.00
20	100	0		20.82	21.05	21.04
20	1	0	64-QAM	20.93	21.08	20.96
20	1	49		20.94	21.07	21.04
20	1	99		20.34	20.80	20.91
20	50	0		19.81	19.92	19.95
20	50	24		19.74	19.93	19.97
20	50	50		19.87	19.87	20.01
20	100	0		19.93	19.89	20.02
15	1	0	QPSK	22.86	22.84	22.77
15	1	37		22.87	22.69	22.84
15	1	74		22.89	22.78	22.72
15	36	0		21.94	21.77	21.81
15	36	20		21.71	21.73	21.91
15	36	39		21.63	21.72	21.79
15	75	0		21.67	21.85	21.96
15	1	0	16-QAM	22.05	21.58	21.57
15	1	37		21.86	21.80	21.79
15	1	74		21.89	21.92	21.48
15	36	0		20.85	20.88	20.97
15	36	20		20.93	20.94	21.04
15	36	39		20.86	20.85	20.98
15	75	0		20.76	21.04	20.96
15	1	0	64-QAM	20.90	21.04	20.91
15	1	37		20.85	20.99	21.02
15	1	74		20.26	20.77	20.83
15	36	0		19.75	19.83	19.87
15	36	20		19.66	19.87	19.97
15	36	39		19.78	19.86	20.01
15	75	0		19.92	19.82	19.95



LTE Band 4 Maximum Average Power [dBm]						
BW [MHz]	RB Size	RB Offset	Mod	Lowest	Middle	Highest
10	1	0	QPSK	22.77	22.76	22.67
10	1	25		22.80	22.59	22.83
10	1	49		22.88	22.74	22.65
10	25	0		21.90	21.71	21.73
10	25	12		21.63	21.65	21.91
10	25	25		21.56	21.66	21.79
10	50	0		21.66	21.83	21.91
10	1	0	16-QAM	22.05	21.58	21.52
10	1	25		21.83	21.75	21.78
10	1	49		21.81	21.86	21.43
10	25	0		20.85	20.84	20.97
10	25	12		20.89	20.89	20.99
10	25	25		20.76	20.77	20.94
10	50	0		20.70	21.04	20.94
10	1	0	64-QAM	20.89	20.95	20.84
10	1	25		20.81	20.96	20.99
10	1	49		20.17	20.70	20.80
10	25	0		19.65	19.78	19.77
10	25	12		19.66	19.77	19.93
10	25	25		19.76	19.84	19.92
10	50	0		19.86	19.82	19.86
5	1	0	QPSK	22.70	22.67	22.64
5	1	12		22.76	22.57	22.75
5	1	24		22.86	22.70	22.58
5	12	0		21.82	21.69	21.69
5	12	7		21.56	21.64	21.88
5	12	13		21.48	21.62	21.71
5	25	0		21.64	21.75	21.82
5	1	0	16-QAM	21.96	21.49	21.45
5	1	12		21.79	21.74	21.72
5	1	24		21.79	21.86	21.42
5	12	0		20.80	20.78	20.94
5	12	7		20.89	20.88	20.94
5	12	13		20.69	20.71	20.86
5	25	0		20.63	21.00	20.93
5	1	0	64-QAM	20.83	20.86	20.78
5	1	12		20.79	20.91	20.96
5	1	24		20.17	20.63	20.74
5	12	0		19.61	19.74	19.76
5	12	7		19.64	19.75	19.87
5	12	13		19.69	19.75	19.91
5	25	0		19.86	19.79	19.86



LTE Band 4 Maximum Average Power [dBm]						
BW [MHz]	RB Size	RB Offset	Mod	Lowest	Middle	Highest
3	1	0	QPSK	22.65	22.71	22.63
3	1	8		22.63	22.65	22.68
3	1	14		22.72	22.77	22.52
3	8	0		21.78	21.75	21.62
3	8	4		21.58	21.63	21.85
3	8	7		21.37	21.58	21.77
3	15	0		21.65	21.60	21.75
3	1	0	16-QAM	21.83	21.52	21.55
3	1	8		21.71	21.58	21.51
3	1	14		21.76	21.81	21.27
3	8	0		20.77	20.71	20.72
3	8	4		20.84	20.90	20.87
3	8	7		20.72	20.68	20.70
3	15	0		20.61	20.85	20.87
3	1	0	64-QAM	20.61	20.94	20.80
3	1	8		20.75	20.91	20.89
3	1	14		20.22	20.63	20.70
3	8	0		19.59	19.66	19.70
3	8	4		19.53	19.72	19.77
3	8	7		19.83	19.76	19.78
3	15	0		19.58	19.66	19.77
1.4	1	0	QPSK	22.73	22.59	22.53
1.4	1	3		22.64	22.33	22.76
1.4	1	5		22.65	22.70	22.48
1.4	3	0		22.68	22.69	22.66
1.4	3	1		22.47	22.55	22.77
1.4	3	3		22.41	22.56	22.76
1.4	6	0		21.48	21.63	21.73
1.4	1	0	16-QAM	21.78	21.35	21.51
1.4	1	3		21.58	21.70	21.52
1.4	1	5		21.67	21.70	21.50
1.4	3	0		21.54	21.64	21.81
1.4	3	1		21.69	21.79	21.69
1.4	3	3		21.69	21.63	21.71
1.4	6	0		20.57	20.72	20.79
1.4	1	0	64-QAM	20.70	20.82	20.80
1.4	1	3		20.62	20.78	20.69
1.4	1	5		20.10	20.53	20.64
1.4	3	0		20.51	20.68	20.77
1.4	3	1		20.38	20.55	20.57
1.4	3	3		20.68	20.56	20.73
1.4	6	0		19.70	19.63	19.69



LTE Band 5 Maximum Average Power [dBm]						
BW [MHz]	RB Size	RB Offset	Mod	Lowest	Middle	Highest
10	1	0	QPSK	23.83	24.00	23.88
10	1	25		23.80	23.89	23.83
10	1	49		23.82	23.74	23.86
10	25	0		22.89	22.98	22.93
10	25	12		22.88	22.95	22.83
10	25	25		22.84	22.89	22.77
10	50	0		22.86	22.94	22.88
10	1	0	16-QAM	23.21	23.28	23.12
10	1	25		23.24	23.27	22.99
10	1	49		22.94	22.54	23.27
10	25	0		22.01	22.06	21.85
10	25	12		21.95	22.08	21.99
10	25	25		21.97	21.97	21.97
10	50	0		22.00	22.04	21.91
10	1	0	64-QAM	22.12	22.19	22.18
10	1	25		22.17	22.11	22.20
10	1	49		21.75	22.15	22.33
10	25	0		20.90	21.07	21.13
10	25	12		20.90	21.08	21.11
10	25	25		21.03	20.96	21.21
10	50	0		21.05	21.02	21.17
5	1	0	QPSK	23.82	23.87	23.95
5	1	12		23.80	23.89	23.82
5	1	24		23.79	23.71	23.87
5	12	0		22.86	22.90	22.81
5	12	7		22.86	22.86	22.88
5	12	13		22.84	22.86	22.82
5	25	0		22.86	22.91	22.84
5	1	0	16-QAM	23.19	23.22	23.09
5	1	12		23.20	23.19	22.97
5	1	24		22.88	22.44	23.17
5	12	0		21.91	22.04	21.81
5	12	7		21.94	22.02	21.98
5	12	13		21.89	21.93	21.94
5	25	0		21.97	21.99	21.86
5	1	0	64-QAM	22.10	22.15	22.14
5	1	12		22.08	22.04	22.12
5	1	24		21.68	22.10	22.26
5	12	0		20.89	21.00	21.03
5	12	7		20.81	21.05	21.09
5	12	13		21.01	20.88	21.17
5	25	0		20.98	21.00	21.12



LTE Band 5 Maximum Average Power [dBm]						
BW [MHz]	RB Size	RB Offset	Mod	Lowest	Middle	Highest
3	1	0	QPSK	23.75	23.81	23.90
3	1	8		23.76	23.88	23.82
3	1	14		23.72	23.70	23.85
3	8	0		22.80	22.90	22.79
3	8	4		22.76	22.84	22.82
3	8	7		22.79	22.86	22.73
3	15	0		22.85	22.86	22.83
3	1	0	16-QAM	23.15	23.20	23.01
3	1	8		23.12	23.13	22.88
3	1	14		22.83	22.38	23.09
3	8	0		21.86	22.00	21.74
3	8	4		21.87	22.01	21.98
3	8	7		21.86	21.92	21.89
3	15	0		21.95	21.89	21.86
3	1	0	64-QAM	22.04	22.08	22.06
3	1	8		22.04	22.00	22.02
3	1	14		21.58	22.05	22.26
3	8	0		20.86	20.94	20.94
3	8	4		20.75	21.01	21.08
3	8	7		20.91	20.83	21.11
3	15	0		20.97	21.00	21.02
1.4	1	0	QPSK	23.69	23.63	23.82
1.4	1	3		23.65	23.65	23.69
1.4	1	5		23.72	23.47	23.70
1.4	3	0		23.73	23.79	23.53
1.4	3	1		23.66	23.69	23.68
1.4	3	3		23.74	23.69	23.69
1.4	6	0		22.59	22.68	22.72
1.4	1	0	16-QAM	22.97	23.24	22.86
1.4	1	3		23.28	23.10	22.74
1.4	1	5		22.77	22.22	23.06
1.4	3	0		22.73	22.86	22.65
1.4	3	1		22.71	22.83	22.78
1.4	3	3		22.85	22.71	22.73
1.4	6	0		21.81	21.82	21.84
1.4	1	0	64-QAM	22.21	22.23	22.11
1.4	1	3		22.23	22.33	22.31
1.4	1	5		21.60	21.89	22.14
1.4	3	0		21.85	21.89	21.97
1.4	3	1		21.76	21.89	21.96
1.4	3	3		21.79	21.88	22.03
1.4	6	0		20.90	20.88	21.06



LTE Band 7 Maximum Average Power [dBm]						
BW [MHz]	RB Size	RB Offset	Mod	Lowest	Middle	Highest
20	1	0	QPSK	23.22	23.25	23.04
20	1	49		22.66	22.81	23.15
20	1	99		23.20	22.75	23.13
20	50	0		22.02	22.26	21.96
20	50	24		21.78	21.82	22.20
20	50	50		21.98	21.70	22.17
20	100	0		21.90	21.82	21.80
20	1	0	16-QAM	22.51	22.49	22.46
20	1	49		22.29	22.44	22.49
20	1	99		22.33	21.97	22.36
20	50	0		20.91	21.01	21.20
20	50	24		20.95	20.99	21.24
20	50	50		21.11	20.81	21.29
20	100	0		20.87	20.97	21.28
20	1	0	64-QAM	20.80	21.44	20.82
20	1	49		21.08	21.53	21.52
20	1	99		21.53	21.25	21.29
20	50	0		19.84	19.99	20.24
20	50	24		19.85	19.99	20.24
20	50	50		20.08	19.84	20.22
20	100	0		19.86	19.96	20.20
15	1	0	QPSK	23.21	23.05	22.99
15	1	37		22.64	22.80	23.14
15	1	74		23.16	22.71	23.04
15	36	0		21.97	21.98	21.90
15	36	20		21.77	21.80	22.19
15	36	39		21.89	21.61	22.16
15	75	0		21.89	21.73	21.70
15	1	0	16-QAM	22.42	22.48	22.40
15	1	37		22.22	22.39	22.45
15	1	74		22.33	21.94	22.26
15	36	0		20.91	20.94	21.12
15	36	20		20.95	20.92	21.21
15	36	39		21.08	20.73	21.19
15	75	0		20.80	20.93	21.19
15	1	0	64-QAM	20.78	21.43	20.74
15	1	37		21.07	21.49	21.45
15	1	74		21.43	21.24	21.19
15	36	0		19.76	19.97	20.17
15	36	20		19.79	19.95	20.23
15	36	39		20.05	19.82	20.19
15	75	0		19.86	19.96	20.10



LTE Band 7 Maximum Average Power [dBm]						
BW [MHz]	RB Size	RB Offset	Mod	Lowest	Middle	Highest
10	1	0	QPSK	23.17	23.09	22.95
10	1	25		22.59	22.81	23.11
10	1	49		23.15	22.71	23.11
10	25	0		22.00	21.93	21.93
10	25	12		21.68	21.76	22.20
10	25	25		21.96	21.62	22.07
10	50	0		21.86	21.78	21.76
10	1	0	16-QAM	22.48	22.48	22.36
10	1	25		22.25	22.39	22.47
10	1	49		22.26	21.94	22.27
10	25	0		20.91	20.92	21.13
10	25	12		20.91	20.99	21.18
10	25	25		21.07	20.73	21.23
10	50	0		20.86	20.88	21.27
10	1	0	64-QAM	20.76	21.34	20.77
10	1	25		21.01	21.44	21.42
10	1	49		21.47	21.18	21.27
10	25	0		19.75	19.92	20.20
10	25	12		19.85	19.89	20.20
10	25	25		20.03	19.83	20.19
10	50	0		19.77	19.90	20.10
5	1	0	QPSK	23.16	23.13	22.96
5	1	12		22.57	22.75	23.06
5	1	24		23.14	22.71	23.09
5	12	0		21.92	21.97	21.86
5	12	7		21.70	21.82	22.10
5	12	13		21.95	21.70	22.12
5	25	0		21.90	21.74	21.72
5	1	0	16-QAM	22.48	22.48	22.40
5	1	12		22.29	22.42	22.42
5	1	24		22.30	21.93	22.31
5	12	0		20.90	20.91	21.10
5	12	7		20.95	20.91	21.18
5	12	13		21.10	20.78	21.28
5	25	0		20.81	20.94	21.18
5	1	0	64-QAM	20.75	21.39	20.81
5	1	12		21.04	21.47	21.52
5	1	24		21.47	21.23	21.22
5	12	0		19.75	19.95	20.24
5	12	7		19.80	19.99	20.16
5	12	13		20.08	19.80	20.20
5	25	0		19.81	19.92	20.14



LTE Band 12 Maximum Average Power [dBm]						
BW [MHz]	RB Size	RB Offset	Mod	Lowest	Middle	Highest
10	1	0	QPSK	22.71	22.93	22.76
10	1	25		22.91	22.85	22.83
10	1	49		22.74	22.84	22.87
10	25	0		21.78	21.89	21.84
10	25	12		21.69	21.64	21.62
10	25	25		21.72	21.59	21.77
10	50	0		21.76	21.83	21.70
10	1	0	16-QAM	21.86	21.97	21.99
10	1	25		22.12	21.85	22.14
10	1	49		22.05	21.87	22.10
10	25	0		20.73	20.79	20.83
10	25	12		20.85	20.74	20.80
10	25	25		20.76	20.70	20.87
10	50	0		20.76	20.72	20.80
10	1	0	64-QAM	21.10	21.17	21.14
10	1	25		21.11	21.16	21.15
10	1	49		21.17	21.16	21.12
10	25	0		19.97	20.12	20.17
10	25	12		19.98	20.12	20.06
10	25	25		20.19	19.97	19.96
10	50	0		19.99	20.09	19.99
5	1	0	QPSK	22.68	22.62	22.54
5	1	12		22.83	22.51	22.83
5	1	24		22.65	22.74	22.79
5	12	0		21.69	21.60	21.61
5	12	7		21.78	21.64	21.58
5	12	13		21.64	21.49	21.68
5	25	0		21.82	21.56	21.67
5	1	0	16-QAM	21.80	21.88	21.96
5	1	12		22.08	21.80	22.05
5	1	24		22.04	21.78	22.01
5	12	0		20.71	20.78	20.74
5	12	7		20.85	20.70	20.76
5	12	13		20.67	20.64	20.84
5	25	0		20.69	20.67	20.72
5	1	0	64-QAM	21.01	21.15	21.05
5	1	12		21.03	21.10	21.14
5	1	24		21.14	21.12	21.02
5	12	0		19.96	20.07	20.11
5	12	7		19.96	20.08	20.02
5	12	13		20.16	19.94	19.89
5	25	0		19.97	20.05	19.92



LTE Band 12 Maximum Average Power [dBm]						
BW [MHz]	RB Size	RB Offset	Mod	Lowest	Middle	Highest
3	1	0	QPSK	22.64	22.60	22.45
3	1	8		22.85	22.49	22.81
3	1	14		22.66	22.77	22.76
3	8	0		21.68	21.59	21.58
3	8	4		21.78	21.59	21.53
3	8	7		21.59	21.45	21.70
3	15	0		21.73	21.54	21.56
3	1	0	16-QAM	21.76	21.88	21.84
3	1	8		21.97	21.70	22.07
3	1	14		22.01	21.71	22.06
3	8	0		20.62	20.70	20.70
3	8	4		20.79	20.64	20.62
3	8	7		20.68	20.65	20.71
3	15	0		20.71	20.69	20.77
3	1	0	64-QAM	21.07	21.05	21.07
3	1	8		21.00	21.07	21.05
3	1	14		21.09	21.02	21.00
3	8	0		19.96	19.95	20.07
3	8	4		19.85	20.02	20.01
3	8	7		20.11	19.93	19.91
3	15	0		19.92	19.94	19.89
1.4	1	0	QPSK	22.56	22.54	22.40
1.4	1	3		22.71	22.39	22.75
1.4	1	5		22.60	22.70	22.75
1.4	3	0		22.63	22.60	22.51
1.4	3	1		22.64	22.54	22.38
1.4	3	3		22.62	22.29	22.57
1.4	6	0		21.64	21.54	21.44
1.4	1	0	16-QAM	21.69	21.85	21.77
1.4	1	3		21.95	21.64	22.08
1.4	1	5		21.80	21.71	21.98
1.4	3	0		21.51	21.70	21.56
1.4	3	1		21.71	21.61	21.69
1.4	3	3		21.63	21.53	21.82
1.4	6	0		20.75	20.61	20.76
1.4	1	0	64-QAM	21.00	21.05	21.00
1.4	1	3		20.91	20.97	21.01
1.4	1	5		21.01	20.96	21.00
1.4	3	0		20.83	20.95	20.91
1.4	3	1		20.88	20.93	20.93
1.4	3	3		21.11	20.83	20.87
1.4	6	0		19.92	19.97	19.85



LTE Band 17 Maximum Average Power [dBm]						
BW [MHz]	RB Size	RB Offset	Mod	Lowest	Middle	Highest
10	1	0	QPSK	22.68	22.91	22.63
10	1	25		22.59	22.66	22.56
10	1	49		22.75	22.78	22.58
10	25	0		21.73	21.86	21.65
10	25	12		21.64	21.60	21.55
10	25	25		21.69	21.80	21.59
10	50	0		21.64	21.71	21.62
10	1	0	16-QAM	21.94	22.05	21.95
10	1	25		21.77	22.13	22.01
10	1	49		21.96	21.86	22.02
10	25	0		20.59	20.59	20.73
10	25	12		20.75	20.69	20.69
10	25	25		20.81	20.87	20.77
10	50	0		20.57	20.62	20.69
10	1	0	64-QAM	20.83	21.00	20.97
10	1	25		21.13	21.14	21.12
10	1	49		21.06	21.12	21.10
10	25	0		19.78	20.01	20.11
10	25	12		19.88	19.88	20.02
10	25	25		20.04	19.98	19.98
10	50	0		20.10	20.01	20.06
5	1	0	QPSK	22.64	22.59	22.32
5	1	12		22.58	22.60	22.71
5	1	24		22.68	22.74	22.85
5	12	0		21.53	21.43	21.56
5	12	7		21.58	21.50	21.46
5	12	13		21.66	21.76	21.64
5	25	0		21.54	21.65	21.60
5	1	0	16-QAM	21.93	21.98	21.93
5	1	12		21.72	22.10	21.97
5	1	24		21.90	21.76	22.02
5	12	0		20.57	20.55	20.65
5	12	7		20.68	20.64	20.66
5	12	13		20.72	20.83	20.75
5	25	0		20.47	20.55	20.67
5	1	0	64-QAM	20.80	20.91	20.87
5	1	12		21.12	21.12	21.05
5	1	24		21.00	21.07	21.06
5	12	0		19.76	19.95	20.06
5	12	7		19.84	19.84	19.95
5	12	13		20.04	19.93	19.92
5	25	0		20.08	19.94	20.00



LTE Band 26 Maximum Average Power [dBm]						
BW [MHz]	RB Size	RB Offset	Mod	Lowest	Middle	Highest
15	1	0	QPSK	23.98	24.01	23.99
15	1	37		23.95	23.99	23.93
15	1	74		23.94	23.91	23.94
15	36	0		22.94	22.98	22.94
15	36	20		22.95	22.95	22.93
15	36	39		22.94	22.94	22.95
15	75	0		22.92	22.99	22.93
15	1	0	16-QAM	22.58	23.03	23.06
15	1	37		23.29	22.70	23.38
15	1	74		23.29	23.39	23.25
15	36	0		22.00	21.89	22.13
15	36	20		21.95	21.87	21.96
15	36	39		22.04	21.95	21.97
15	75	0		21.88	21.86	21.83
15	1	0	64-QAM	22.36	22.24	22.31
15	1	37		21.86	21.39	22.04
15	1	74		21.95	21.94	21.98
15	36	0		20.95	20.89	20.95
15	36	20		20.93	20.85	20.94
15	36	39		20.68	20.81	20.99
15	75	0		20.93	20.80	20.94
10	1	0	QPSK	23.92	23.97	23.95
10	1	25		23.86	23.96	23.89
10	1	49		23.84	23.85	23.84
10	25	0		22.93	22.98	22.87
10	25	12		22.94	22.87	22.89
10	25	25		22.85	22.87	22.94
10	50	0		22.85	22.92	22.91
10	1	0	16-QAM	22.64	23.09	23.14
10	1	25		23.36	22.78	23.44
10	1	49		23.34	23.42	23.26
10	25	0		22.10	21.89	22.13
10	25	12		22.01	21.96	21.98
10	25	25		22.08	22.01	21.97
10	50	0		21.97	21.94	21.90
10	1	0	64-QAM	22.45	22.32	22.40
10	1	25		21.91	21.45	22.04
10	1	49		22.02	21.96	22.04
10	25	0		21.05	20.99	21.05
10	25	12		20.94	20.90	21.00
10	25	25		20.73	20.90	20.99
10	50	0		20.97	20.84	20.98



LTE Band 26 Maximum Average Power [dBm]						
BW [MHz]	RB Size	RB Offset	Mod	Lowest	Middle	Highest
5	1	0	QPSK	23.93	23.95	23.99
5	1	12		23.85	23.97	23.86
5	1	24		23.89	23.87	23.90
5	12	0		22.93	22.98	22.88
5	12	7		22.94	22.88	22.87
5	12	13		22.92	22.87	22.90
5	25	0		22.90	22.93	22.83
5	1	0	16-QAM	22.30	23.02	23.44
5	1	12		23.32	22.77	23.35
5	1	24		23.33	23.36	23.20
5	12	0		22.03	21.80	22.03
5	12	7		21.97	21.96	21.98
5	12	13		21.98	21.91	21.92
5	25	0		21.90	21.88	21.82
5	1	0	64-QAM	22.40	22.31	22.39
5	1	12		21.81	21.38	22.01
5	1	24		21.99	21.88	21.94
5	12	0		20.99	20.99	21.02
5	12	7		20.86	20.85	21.00
5	12	13		20.73	20.89	20.92
5	25	0		20.89	20.81	20.90
3	1	0	QPSK	23.90	23.93	23.93
3	1	8		23.86	23.90	23.85
3	1	14		23.85	23.82	23.93
3	8	0		22.87	22.96	22.88
3	8	4		22.89	22.88	22.89
3	8	7		22.93	22.90	22.88
3	15	0		22.91	22.99	22.87
3	1	0	16-QAM	22.29	22.94	23.42
3	1	8		23.29	22.67	23.25
3	1	14		23.28	23.36	23.16
3	8	0		22.01	21.76	21.99
3	8	4		21.96	21.89	21.90
3	8	7		21.91	21.88	21.83
3	15	0		21.86	21.83	21.78
3	1	0	64-QAM	22.37	22.27	22.34
3	1	8		21.79	21.30	22.00
3	1	14		21.94	21.81	21.92
3	8	0		20.90	20.93	21.02
3	8	4		20.76	20.76	20.98
3	8	7		20.67	20.83	20.84
3	15	0		20.83	20.75	20.82



LTE Band 26 Maximum Average Power [dBm]						
BW [MHz]	RB Size	RB Offset	Mod	Lowest	Middle	Highest
1.4	1	0	QPSK	23.92	23.99	23.90
1.4	1	3		23.93	23.89	23.90
1.4	1	5		23.92	23.81	23.86
1.4	3	0		23.82	23.81	23.81
1.4	3	1		23.72	23.88	23.71
1.4	3	3		23.89	23.95	23.79
1.4	6	0		22.82	22.84	22.77
1.4	1	0	16-QAM	22.26	22.84	23.04
1.4	1	3		22.97	22.82	23.00
1.4	1	5		22.94	23.07	23.08
1.4	3	0		22.93	22.68	22.91
1.4	3	1		22.90	22.87	22.89
1.4	3	3		22.88	22.79	22.81
1.4	6	0		21.83	21.82	21.74
1.4	1	0	64-QAM	22.28	22.17	22.33
1.4	1	3		21.74	21.26	21.97
1.4	1	5		21.85	21.79	21.88
1.4	3	0		21.82	21.85	21.93
1.4	3	1		21.73	21.71	21.98
1.4	3	3		21.67	21.76	21.83
1.4	6	0		20.83	20.71	20.78



LTE Band 38 Maximum Average Power [dBm]						
BW [MHz]	RB Size	RB Offset	Mod	Lowest	Middle	Highest
20	1	0	QPSK	22.96	22.93	22.93
20	1	49		22.92	22.91	22.80
20	1	99		22.94	22.92	22.91
20	50	0		22.00	21.85	21.90
20	50	24		21.92	21.83	21.86
20	50	50		21.92	21.87	21.85
20	100	0		22.04	21.88	21.90
20	1	0	16-QAM	22.17	22.22	21.87
20	1	49		22.07	22.40	21.96
20	1	99		22.35	22.13	22.37
20	50	0		20.99	20.85	20.90
20	50	24		20.97	20.85	20.93
20	50	50		20.97	20.93	20.92
20	100	0		21.02	20.85	20.88
20	1	0	64-QAM	21.33	21.07	21.03
20	1	49		21.19	21.37	20.98
20	1	99		21.40	21.33	21.02
20	50	0		20.05	19.94	19.90
20	50	24		20.06	19.91	20.01
20	50	50		20.07	20.02	19.97
20	100	0		20.04	19.94	19.93
15	1	0	QPSK	22.90	22.87	22.86
15	1	37		22.92	22.91	22.72
15	1	74		22.91	22.83	22.90
15	36	0		22.00	21.76	21.76
15	36	20		21.93	21.81	21.84
15	36	39		21.89	21.85	21.90
15	75	0		21.98	21.80	21.86
15	1	0	16-QAM	22.08	22.16	21.87
15	1	37		22.01	22.35	21.88
15	1	74		22.26	22.09	22.29
15	36	0		20.90	20.85	20.80
15	36	20		20.96	20.79	20.93
15	36	39		20.95	20.89	20.86
15	75	0		20.94	20.75	20.86
15	1	0	64-QAM	21.28	21.01	20.99
15	1	37		21.12	21.37	20.98
15	1	74		21.38	21.25	21.01
15	36	0		20.03	19.93	19.90
15	36	20		19.99	19.89	19.97
15	36	39		19.97	20.00	19.95
15	75	0		19.99	19.84	19.84



LTE Band 38 Maximum Average Power [dBm]						
BW [MHz]	RB Size	RB Offset	Mod	Lowest	Middle	Highest
10	1	0	QPSK	22.82	22.78	22.81
10	1	25		22.92	22.84	22.70
10	1	49		22.89	22.79	22.89
10	25	0		21.92	21.75	21.75
10	25	12		21.83	21.73	21.81
10	25	25		21.82	21.80	21.80
10	50	0		21.98	21.73	21.80
10	1	0	16-QAM	22.08	22.09	21.81
10	1	25		21.98	22.25	21.82
10	1	49		22.20	21.99	22.19
10	25	0		20.81	20.85	20.79
10	25	12		20.87	20.76	20.84
10	25	25		20.86	20.83	20.84
10	50	0		20.90	20.73	20.76
10	1	0	64-QAM	21.18	20.95	20.89
10	1	25		21.12	21.30	20.93
10	1	49		21.35	21.15	20.95
10	25	0		20.02	19.92	19.83
10	25	12		19.97	19.82	19.92
10	25	25		19.96	19.94	19.85
10	50	0		19.99	19.82	19.76
5	1	0	QPSK	22.75	22.72	22.80
5	1	12		22.90	22.84	22.63
5	1	24		22.87	22.77	22.90
5	12	0		21.92	21.66	21.65
5	12	7		21.81	21.70	21.71
5	12	13		21.81	21.76	21.73
5	25	0		21.88	21.70	21.75
5	1	0	16-QAM	22.07	22.05	21.78
5	1	12		21.96	22.15	21.73
5	1	24		22.13	21.93	22.10
5	12	0		20.74	20.84	20.70
5	12	7		20.81	20.70	20.82
5	12	13		20.79	20.76	20.80
5	25	0		20.89	20.65	20.68
5	1	0	64-QAM	21.09	20.92	20.88
5	1	12		21.02	21.20	20.90
5	1	24		21.35	21.13	20.87
5	12	0		19.92	19.87	19.74
5	12	7		19.89	19.82	19.88
5	12	13		19.87	19.84	19.84
5	25	0		19.93	19.77	19.71



LTE Band 41 Maximum Average Power [dBm]						
BW [MHz]	RB Size	RB Offset	Mod	Lowest	Middle	Highest
20	1	0	QPSK	23.96	23.73	23.68
20	1	49		23.90	23.76	23.78
20	1	99		23.96	23.93	23.80
20	50	0		22.89	22.69	22.66
20	50	24		22.94	22.69	22.65
20	50	50		22.88	22.71	22.69
20	100	0		22.93	22.74	22.70
20	1	0	16-QAM	23.02	22.88	22.67
20	1	49		23.30	22.55	23.09
20	1	99		23.33	22.89	22.73
20	50	0		21.89	21.75	21.68
20	50	24		21.89	21.74	21.72
20	50	50		21.94	21.77	21.77
20	100	0		21.91	21.70	21.69
20	1	0	64-QAM	22.11	21.78	21.96
20	1	49		22.38	22.14	21.71
20	1	99		22.07	21.72	22.06
20	50	0		20.91	20.81	20.76
20	50	24		20.99	20.79	20.75
20	50	50		20.87	20.75	20.82
20	100	0		20.91	20.71	20.76
15	1	0	QPSK	23.89	23.70	23.62
15	1	37		23.84	23.66	23.71
15	1	74		23.92	23.93	23.72
15	36	0		22.82	22.68	22.65
15	36	20		22.85	22.69	22.60
15	36	39		22.86	22.67	22.63
15	75	0		22.84	22.65	22.62
15	1	0	16-QAM	22.93	22.80	22.61
15	1	37		23.30	22.53	22.99
15	1	74		23.36	22.86	22.63
15	36	0		21.83	21.67	21.63
15	36	20		21.88	21.70	21.69
15	36	39		21.93	21.73	21.70
15	75	0		21.82	21.65	21.60
15	1	0	64-QAM	22.02	21.69	21.92
15	1	37		22.37	22.11	21.71
15	1	74		22.00	21.67	21.98
15	36	0		20.82	20.73	20.71
15	36	20		20.96	20.76	20.67
15	36	39		20.87	20.70	20.80
15	75	0		20.86	20.64	20.73



LTE Band 41 Maximum Average Power [dBm]						
BW [MHz]	RB Size	RB Offset	Mod	Lowest	Middle	Highest
10	1	0	QPSK	23.84	23.66	23.54
10	1	25		23.82	23.60	23.71
10	1	49		23.95	23.75	23.67
10	25	0		22.85	22.57	22.61
10	25	12		22.84	22.61	22.51
10	25	25		22.80	22.64	22.56
10	50	0		22.82	22.63	22.65
10	1	0	16-QAM	22.93	22.82	22.61
10	1	25		23.21	22.45	22.90
10	1	49		23.39	22.82	22.73
10	25	0		21.84	21.65	21.57
10	25	12		21.76	21.62	21.61
10	25	25		21.78	21.66	21.61
10	50	0		21.76	21.55	21.56
10	1	0	64-QAM	22.07	21.70	21.88
10	1	25		22.31	22.03	21.67
10	1	49		21.97	21.58	21.99
10	25	0		20.77	20.69	20.60
10	25	12		20.90	20.67	20.63
10	25	25		20.69	20.71	20.69
10	50	0		20.80	20.61	20.61
5	1	0	QPSK	23.77	23.62	23.54
5	1	12		23.74	23.63	23.68
5	1	24		23.98	23.77	23.65
5	12	0		22.72	22.41	22.51
5	12	7		22.74	22.55	22.61
5	12	13		22.78	22.60	22.59
5	25	0		22.67	22.57	22.56
5	1	0	16-QAM	22.84	22.74	22.50
5	1	12		23.18	22.46	22.92
5	1	24		23.38	22.68	22.57
5	12	0		21.67	21.57	21.60
5	12	7		21.84	21.54	21.66
5	12	13		21.74	21.59	21.71
5	25	0		21.77	21.48	21.58
5	1	0	64-QAM	22.05	21.61	21.84
5	1	12		22.24	21.88	21.64
5	1	24		21.86	21.66	21.89
5	12	0		20.78	20.69	20.57
5	12	7		20.91	20.62	20.56
5	12	13		20.82	20.62	20.71
5	25	0		20.88	20.60	20.50



LTE Band 66 Maximum Average Power [dBm]						
BW [MHz]	RB Size	RB Offset	Mod	Lowest	Middle	Highest
20	1	0	QPSK	23.08	23.15	23.16
20	1	49		22.91	23.14	23.04
20	1	99		22.87	23.07	22.88
20	50	0		21.96	21.99	22.00
20	50	24		21.82	21.97	21.83
20	50	50		21.81	21.98	21.87
20	100	0		21.82	22.08	21.93
20	1	0	16-QAM	22.15	22.37	22.25
20	1	49		22.08	22.32	22.14
20	1	99		22.15	22.16	22.14
20	50	0		21.00	21.03	21.01
20	50	24		20.90	21.07	20.92
20	50	50		20.79	21.04	20.91
20	100	0		20.86	21.06	20.90
20	1	0	64-QAM	21.29	21.47	21.21
20	1	49		21.31	21.45	21.13
20	1	99		21.19	21.29	21.15
20	50	0		19.98	20.09	19.98
20	50	24		19.85	20.12	19.86
20	50	50		19.87	20.11	19.97
20	100	0		19.87	20.11	19.93
15	1	0	QPSK	22.81	23.12	22.97
15	1	37		22.72	23.21	22.78
15	1	74		22.83	23.13	22.81
15	36	0		21.96	21.90	21.92
15	36	20		21.80	22.04	21.73
15	36	39		21.76	21.92	21.84
15	75	0		21.74	21.99	21.90
15	1	0	16-QAM	22.15	22.36	22.20
15	1	37		22.04	22.30	22.12
15	1	74		22.08	22.08	22.13
15	36	0		20.99	20.94	20.91
15	36	20		20.90	21.07	20.90
15	36	39		20.72	21.00	20.83
15	75	0		20.78	21.05	20.83
15	1	0	64-QAM	21.26	21.37	21.17
15	1	37		21.30	21.42	21.03
15	1	74		21.09	21.28	21.09
15	36	0		19.91	20.04	19.92
15	36	20		19.82	20.02	19.83
15	36	39		19.82	20.02	19.90
15	75	0		19.81	20.08	19.88



LTE Band 66 Maximum Average Power [dBm]						
BW [MHz]	RB Size	RB Offset	Mod	Lowest	Middle	Highest
10	1	0	QPSK	22.79	23.11	22.94
10	1	25		22.70	23.11	22.68
10	1	49		22.81	23.13	22.71
10	25	0		21.89	21.81	21.82
10	25	12		21.72	22.01	21.68
10	25	25		21.68	21.89	21.76
10	50	0		21.70	21.91	21.80
10	1	0	16-QAM	22.10	22.29	22.19
10	1	25		22.01	22.24	22.11
10	1	49		22.06	22.07	22.08
10	25	0		20.98	21.00	20.94
10	25	12		20.87	21.02	20.92
10	25	25		20.72	20.95	20.83
10	50	0		20.82	21.03	20.83
10	1	0	64-QAM	21.26	21.41	21.11
10	1	25		21.23	21.45	21.09
10	1	49		21.10	21.27	21.14
10	25	0		19.96	20.05	19.88
10	25	12		19.83	20.09	19.83
10	25	25		19.85	20.04	19.93
10	50	0		19.85	20.10	19.83
5	1	0	QPSK	22.77	23.10	22.94
5	1	12		22.61	23.03	22.68
5	1	24		22.72	23.10	22.68
5	12	0		21.87	21.80	21.80
5	12	7		21.69	21.91	21.66
5	12	13		21.59	21.81	21.76
5	25	0		21.62	21.82	21.79
5	1	0	16-QAM	22.12	22.36	22.18
5	1	12		22.05	22.31	22.10
5	1	24		22.14	22.13	22.09
5	12	0		20.97	20.95	21.01
5	12	7		20.84	21.01	20.88
5	12	13		20.71	20.99	20.84
5	25	0		20.76	21.03	20.85
5	1	0	64-QAM	21.26	21.43	21.16
5	1	12		21.27	21.41	21.13
5	1	24		21.11	21.22	21.11
5	12	0		19.96	20.04	19.89
5	12	7		19.75	20.03	19.86
5	12	13		19.85	20.05	19.91
5	25	0		19.81	20.01	19.83



LTE Band 66 Maximum Average Power [dBm]						
BW [MHz]	RB Size	RB Offset	Mod	Lowest	Middle	Highest
3	1	0	QPSK	22.74	23.00	22.93
3	1	8		22.57	22.99	22.67
3	1	14		22.64	23.02	22.63
3	8	0		21.84	21.80	21.80
3	8	4		21.68	21.84	21.59
3	8	7		21.51	21.79	21.71
3	15	0		21.56	21.78	21.70
3	1	0	16-QAM	22.06	22.35	22.16
3	1	8		21.98	22.29	22.13
3	1	14		22.15	22.15	22.09
3	8	0		20.94	20.98	20.95
3	8	4		20.89	21.06	20.82
3	8	7		20.75	20.94	20.91
3	15	0		20.85	21.04	20.80
3	1	0	64-QAM	21.26	21.45	21.14
3	1	8		21.26	21.39	21.09
3	1	14		21.10	21.23	21.09
3	8	0		19.91	20.06	19.94
3	8	4		19.80	20.12	19.76
3	8	7		19.86	20.01	19.88
3	15	0		19.82	20.01	19.92
1.4	1	0	QPSK	22.89	23.22	23.06
1.4	1	3		22.73	23.15	22.80
1.4	1	5		22.84	23.22	22.80
1.4	3	0		22.89	22.92	22.92
1.4	3	1		22.81	22.93	22.78
1.4	3	3		22.71	22.93	22.88
1.4	6	0		21.74	21.94	21.91
1.4	1	0	16-QAM	21.92	21.94	21.93
1.4	1	3		21.97	21.96	21.94
1.4	1	5		21.95	21.96	21.98
1.4	3	0		21.98	21.91	21.95
1.4	3	1		21.88	21.96	21.83
1.4	3	3		21.85	21.99	21.96
1.4	6	0		20.95	21.04	20.91
1.4	1	0	64-QAM	21.19	21.39	21.16
1.4	1	3		21.14	21.35	21.23
1.4	1	5		21.23	21.37	21.13
1.4	3	0		21.07	21.06	21.11
1.4	3	1		21.09	21.07	21.14
1.4	3	3		21.08	21.14	21.02
1.4	6	0		19.82	20.15	19.85



Appendix B. Test Results of ERP/EIRP and Radiated Test

ERP/EIRP

LTE Band 2 / 1.4MHz (Average) (GT - LC = 1.44 dB)							
Channel	Mode	RB		Conducted		EIRP	
		Size	Offset	Power (dBm)	Power (Watts)	EIRP(dBm)	EIRP(W)
Lowest	QPSK	3	3	22.55	0.1799	23.99	0.2506
Middle		3	3	22.62	0.1828	24.06	0.2547
Highest		3	3	22.94	0.1968	24.38	0.2742
Lowest	16QAM	1	3	22.19	0.1656	23.63	0.2307
Middle		1	3	21.63	0.1455	23.07	0.2028
Highest		1	3	21.81	0.1517	23.25	0.2113
Lowest	64QAM	1	3	20.74	0.1186	22.18	0.1652
Middle		1	3	20.80	0.1202	22.24	0.1675
Highest		1	3	21.12	0.1294	22.56	0.1803
Limit	EIRP < 2W			Result		PASS	

LTE Band 2 / 3MHz (Average) (GT - LC = 1.44 dB)							
Channel	Mode	RB		Conducted		EIRP	
		Size	Offset	Power (dBm)	Power (Watts)	EIRP(dBm)	EIRP(W)
Lowest	QPSK	1	8	22.59	0.1816	24.03	0.2529
Middle		1	8	23.04	0.2014	24.48	0.2805
Highest		1	8	22.80	0.1905	24.24	0.2655
Lowest	16QAM	1	0	22.30	0.1698	23.74	0.2366
Middle		1	0	21.80	0.1514	23.24	0.2109
Highest		1	0	22.15	0.1641	23.59	0.2286
Lowest	64QAM	1	14	20.73	0.1183	22.17	0.1648
Middle		1	14	21.23	0.1327	22.67	0.1849
Highest		1	14	20.89	0.1227	22.33	0.1710
Limit	EIRP < 2W			Result		PASS	

LTE Band 2 / 5MHz (Average) (GT - LC = 1.44 dB)							
Channel	Mode	RB		Conducted		EIRP	
		Size	Offset	Power (dBm)	Power (Watts)	EIRP(dBm)	EIRP(W)
Lowest	QPSK	1	12	22.67	0.1849	24.11	0.2576
Middle		1	12	23.03	0.2009	24.47	0.2799
Highest		1	12	22.86	0.1932	24.30	0.2692
Lowest	16QAM	1	0	22.34	0.1714	23.78	0.2388
Middle		1	0	21.94	0.1563	23.38	0.2178
Highest		1	0	22.26	0.1683	23.70	0.2344
Lowest	64QAM	1	24	20.73	0.1183	22.17	0.1648
Middle		1	24	21.21	0.1321	22.65	0.1841
Highest		1	24	21.01	0.1262	22.45	0.1758
Limit	EIRP < 2W			Result		PASS	



LTE Band 2 / 10MHz (Average) (GT - LC = 1.44 dB)							
Channel	Mode	RB		Conducted		EIRP	
		Size	Offset	Power (dBm)	Power (Watts)	EIRP(dBm)	EIRP(W)
Lowest	QPSK	1	25	22.65	0.1841	24.09	0.2564
Middle		1	25	23.03	0.2009	24.47	0.2799
Highest		1	25	22.89	0.1945	24.33	0.2710
Lowest	16QAM	1	25	22.36	0.1722	23.80	0.2399
Middle		1	25	21.69	0.1476	23.13	0.2056
Highest		1	25	21.78	0.1507	23.22	0.2099
Lowest	64QAM	1	49	20.82	0.1208	22.26	0.1683
Middle		1	49	21.26	0.1337	22.70	0.1862
Highest		1	49	21.02	0.1265	22.46	0.1762
Limit	EIRP < 2W			Result		PASS	

LTE Band 2 / 15MHz (Average) (GT - LC = 1.44 dB)							
Channel	Mode	RB		Conducted		EIRP	
		Size	Offset	Power (dBm)	Power (Watts)	EIRP(dBm)	EIRP(W)
Lowest	QPSK	1	37	22.76	0.1888	24.20	0.2630
Middle		1	37	23.11	0.2046	24.55	0.2851
Highest		1	37	22.96	0.1977	24.40	0.2754
Lowest	16QAM	1	37	22.38	0.1730	23.82	0.2410
Middle		1	37	21.69	0.1476	23.13	0.2056
Highest		1	37	21.96	0.1570	23.40	0.2188
Lowest	64QAM	1	74	20.85	0.1216	22.29	0.1694
Middle		1	74	21.22	0.1324	22.66	0.1845
Highest		1	74	21.04	0.1271	22.48	0.1770
Limit	EIRP < 2W			Result		PASS	

LTE Band 2 / 20MHz (Average) (GT - LC = 1.44 dB)							
Channel	Mode	RB		Conducted		EIRP	
		Size	Offset	Power (dBm)	Power (Watts)	EIRP(dBm)	EIRP(W)
Lowest	QPSK	1	0	22.93	0.1963	24.37	0.2735
Middle		1	0	23.11	0.2046	24.55	0.2851
Highest		1	0	23.03	0.2009	24.47	0.2799
Lowest	16QAM	1	0	22.36	0.1722	23.80	0.2399
Middle		1	0	22.05	0.1603	23.49	0.2234
Highest		1	0	22.33	0.1710	23.77	0.2382
Lowest	64QAM	1	99	20.90	0.1230	22.34	0.1714
Middle		1	99	21.32	0.1355	22.76	0.1888
Highest		1	99	21.09	0.1285	22.53	0.1791
Limit	EIRP < 2W			Result		PASS	



LTE Band 25 / 1.4MHz (Average) (GT - LC = 1.34 dB)							
Channel	Mode	RB		Conducted		EIRP	
		Size	Offset	Power (dBm)	Power (Watts)	EIRP(dBm)	EIRP(W)
Lowest	QPSK	1	0	22.95	0.1972	24.29	0.2685
Middle		1	0	22.63	0.1832	23.97	0.2495
Highest		1	0	22.26	0.1683	23.60	0.2291
Lowest	16QAM	1	0	22.28	0.1690	23.62	0.2301
Middle		1	0	22.03	0.1596	23.37	0.2173
Highest		1	0	21.84	0.1528	23.18	0.2080
Lowest	64QAM	1	0	21.23	0.1327	22.57	0.1807
Middle		1	0	20.98	0.1253	22.32	0.1706
Highest		1	0	20.91	0.1233	22.25	0.1679
Limit	EIRP < 2W			Result		PASS	

LTE Band 25 / 3MHz (Average) (GT - LC = 1.34 dB)							
Channel	Mode	RB		Conducted		EIRP	
		Size	Offset	Power (dBm)	Power (Watts)	EIRP(dBm)	EIRP(W)
Lowest	QPSK	1	0	22.95	0.1972	24.29	0.2685
Middle		1	0	22.72	0.1871	24.06	0.2547
Highest		1	0	22.35	0.1718	23.69	0.2339
Lowest	16QAM	1	0	22.28	0.1690	23.62	0.2301
Middle		1	0	22.07	0.1611	23.41	0.2193
Highest		1	0	21.86	0.1535	23.20	0.2089
Lowest	64QAM	1	0	21.21	0.1321	22.55	0.1799
Middle		1	0	21.06	0.1276	22.40	0.1738
Highest		1	0	20.94	0.1242	22.28	0.1690
Limit	EIRP < 2W			Result		PASS	

LTE Band 25 / 5MHz (Average) (GT - LC = 1.34 dB)							
Channel	Mode	RB		Conducted		EIRP	
		Size	Offset	Power (dBm)	Power (Watts)	EIRP(dBm)	EIRP(W)
Lowest	QPSK	1	0	22.95	0.1972	24.29	0.2685
Middle		1	0	22.79	0.1901	24.13	0.2588
Highest		1	0	22.45	0.1758	23.79	0.2393
Lowest	16QAM	1	0	22.28	0.1690	23.62	0.2301
Middle		1	0	22.16	0.1644	23.50	0.2239
Highest		1	0	21.89	0.1545	23.23	0.2104
Lowest	64QAM	1	0	21.16	0.1306	22.50	0.1778
Middle		1	0	21.10	0.1288	22.44	0.1754
Highest		1	0	21.00	0.1259	22.34	0.1714
Limit	EIRP < 2W			Result		PASS	



LTE Band 25 / 10MHz (Average) (GT - LC = 1.34 dB)							
Channel	Mode	RB		Conducted		EIRP	
		Size	Offset	Power (dBm)	Power (Watts)	EIRP(dBm)	EIRP(W)
Lowest	QPSK	1	0	23.05	0.2018	24.39	0.2748
Middle		1	0	22.81	0.1910	24.15	0.2600
Highest		1	0	22.55	0.1799	23.89	0.2449
Lowest	16QAM	1	25	22.27	0.1687	23.61	0.2296
Middle		1	25	21.89	0.1545	23.23	0.2104
Highest		1	25	22.15	0.1641	23.49	0.2234
Lowest	64QAM	1	0	21.17	0.1309	22.51	0.1782
Middle		1	0	21.13	0.1297	22.47	0.1766
Highest		1	0	21.07	0.1279	22.41	0.1742
Limit	EIRP < 2W			Result		PASS	

LTE Band 25 / 15MHz (Average) (GT - LC = 1.34 dB)							
Channel	Mode	RB		Conducted		EIRP	
		Size	Offset	Power (dBm)	Power (Watts)	EIRP(dBm)	EIRP(W)
Lowest	QPSK	1	0	23.05	0.2018	24.39	0.2748
Middle		1	0	22.81	0.1910	24.15	0.2600
Highest		1	0	22.55	0.1799	23.89	0.2449
Lowest	16QAM	1	37	22.27	0.1687	23.61	0.2296
Middle		1	37	21.89	0.1545	23.23	0.2104
Highest		1	37	22.15	0.1641	23.49	0.2234
Lowest	64QAM	1	0	21.17	0.1309	22.51	0.1782
Middle		1	0	21.13	0.1297	22.47	0.1766
Highest		1	0	21.07	0.1279	22.41	0.1742
Limit	EIRP < 2W			Result		PASS	

LTE Band 25 / 20MHz (Average) (GT - LC = 1.34 dB)							
Channel	Mode	RB		Conducted		EIRP	
		Size	Offset	Power (dBm)	Power (Watts)	EIRP(dBm)	EIRP(W)
Lowest	QPSK	1	0	22.88	0.1941	24.22	0.2642
Middle		1	0	23.12	0.2051	24.46	0.2793
Highest		1	0	22.95	0.1972	24.29	0.2685
Lowest	16QAM	1	0	22.26	0.1683	23.60	0.2291
Middle		1	0	22.20	0.1660	23.54	0.2259
Highest		1	0	22.12	0.1629	23.46	0.2218
Lowest	64QAM	1	0	21.25	0.1334	22.59	0.1816
Middle		1	0	21.20	0.1318	22.54	0.1795
Highest		1	0	21.25	0.1334	22.59	0.1816
Limit	EIRP < 2W			Result		PASS	



LTE Band 4 / 1.4MHz (Average) (GT - LC = 1.1 dB)							
Channel	Mode	RB		Conducted		EIRP	
		Size	Offset	Power (dBm)	Power (Watts)	EIRP(dBm)	EIRP(W)
Lowest	QPSK	3	1	22.47	0.1766	23.57	0.2275
Middle		3	1	22.55	0.1799	23.65	0.2317
Highest		3	1	22.77	0.1892	23.87	0.2438
Lowest	16QAM	3	0	21.54	0.1426	22.64	0.1837
Middle		3	0	21.64	0.1459	22.74	0.1879
Highest		3	0	21.81	0.1517	22.91	0.1954
Lowest	64QAM	1	0	20.70	0.1175	21.80	0.1514
Middle		1	0	20.82	0.1208	21.92	0.1556
Highest		1	0	20.80	0.1202	21.90	0.1549
Limit	EIRP < 1W		Result		PASS		

LTE Band 4 / 3MHz (Average) (GT - LC = 1.1 dB)							
Channel	Mode	RB		Conducted		EIRP	
		Size	Offset	Power (dBm)	Power (Watts)	EIRP(dBm)	EIRP(W)
Lowest	QPSK	1	14	22.72	0.1871	23.82	0.2410
Middle		1	14	22.77	0.1892	23.87	0.2438
Highest		1	14	22.52	0.1786	23.62	0.2301
Lowest	16QAM	1	0	21.83	0.1524	22.93	0.1963
Middle		1	0	21.52	0.1419	22.62	0.1828
Highest		1	0	21.55	0.1429	22.65	0.1841
Lowest	64QAM	1	0	20.61	0.1151	21.71	0.1483
Middle		1	0	20.94	0.1242	22.04	0.1600
Highest		1	0	20.80	0.1202	21.90	0.1549
Limit	EIRP < 1W		Result		PASS		

LTE Band 4 / 5MHz (Average) (GT - LC = 1.1 dB)							
Channel	Mode	RB		Conducted		EIRP	
		Size	Offset	Power (dBm)	Power (Watts)	EIRP(dBm)	EIRP(W)
Lowest	QPSK	1	24	22.86	0.1932	23.96	0.2489
Middle		1	24	22.70	0.1862	23.80	0.2399
Highest		1	24	22.58	0.1811	23.68	0.2333
Lowest	16QAM	1	0	21.96	0.1570	23.06	0.2023
Middle		1	0	21.49	0.1409	22.59	0.1816
Highest		1	0	21.45	0.1396	22.55	0.1799
Lowest	64QAM	1	12	20.79	0.1199	21.89	0.1545
Middle		1	12	20.91	0.1233	22.01	0.1589
Highest		1	12	20.96	0.1247	22.06	0.1607
Limit	EIRP < 1W		Result		PASS		



LTE Band 4 / 10MHz (Average) (GT - LC = 1.1 dB)							
Channel	Mode	RB		Conducted		EIRP	
		Size	Offset	Power (dBm)	Power (Watts)	EIRP(dBm)	EIRP(W)
Lowest	QPSK	1	49	22.88	0.1941	23.98	0.2500
Middle		1	49	22.74	0.1879	23.84	0.2421
Highest		1	49	22.65	0.1841	23.75	0.2371
Lowest	16QAM	1	0	22.05	0.1603	23.15	0.2065
Middle		1	0	21.58	0.1439	22.68	0.1854
Highest		1	0	21.52	0.1419	22.62	0.1828
Lowest	64QAM	1	25	20.81	0.1205	21.91	0.1552
Middle		1	25	20.96	0.1247	22.06	0.1607
Highest		1	25	20.99	0.1256	22.09	0.1618
Limit	EIRP < 1W			Result		PASS	

LTE Band 4 / 15MHz (Average) (GT - LC = 1.1 dB)							
Channel	Mode	RB		Conducted		EIRP	
		Size	Offset	Power (dBm)	Power (Watts)	EIRP(dBm)	EIRP(W)
Lowest	QPSK	1	74	22.89	0.1945	23.99	0.2506
Middle		1	74	22.78	0.1897	23.88	0.2443
Highest		1	74	22.72	0.1871	23.82	0.2410
Lowest	16QAM	1	0	22.05	0.1603	23.15	0.2065
Middle		1	0	21.58	0.1439	22.68	0.1854
Highest		1	0	21.57	0.1435	22.67	0.1849
Lowest	64QAM	1	0	20.90	0.1230	22.00	0.1585
Middle		1	0	21.04	0.1271	22.14	0.1637
Highest		1	0	20.91	0.1233	22.01	0.1589
Limit	EIRP < 1W			Result		PASS	

LTE Band 4 / 20MHz (Average) (GT - LC = 1.1 dB)							
Channel	Mode	RB		Conducted		EIRP	
		Size	Offset	Power (dBm)	Power (Watts)	EIRP(dBm)	EIRP(W)
Lowest	QPSK	1	0	23.23	0.2104	24.33	0.2710
Middle		1	0	23.29	0.2133	24.39	0.2748
Highest		1	0	23.15	0.2065	24.25	0.2661
Lowest	16QAM	1	0	22.05	0.1603	23.15	0.2065
Middle		1	0	21.68	0.1472	22.78	0.1897
Highest		1	0	21.67	0.1469	22.77	0.1892
Lowest	64QAM	1	0	20.93	0.1239	22.03	0.1596
Middle		1	0	21.08	0.1282	22.18	0.1652
Highest		1	0	20.96	0.1247	22.06	0.1607
Limit	EIRP < 1W			Result		PASS	



LTE Band 5 / 1.4MHz (Average) (GT - LC = 1.17 dB)							
Channel	Mode	RB		Conducted		ERP	
		Size	Offset	Power (dBm)	Power (Watts)	ERP(dBm)	ERP(W)
Lowest	QPSK	1	0	23.69	0.2339	22.71	0.1866
Middle		1	0	23.63	0.2307	22.65	0.1841
Highest		1	0	23.82	0.2410	22.84	0.1923
Lowest	16QAM	1	3	23.28	0.2128	22.30	0.1698
Middle		1	3	23.10	0.2042	22.12	0.1629
Highest		1	3	22.74	0.1879	21.76	0.1500
Lowest	64QAM	1	3	22.23	0.1671	21.25	0.1334
Middle		1	3	22.33	0.1710	21.35	0.1365
Highest		1	3	22.31	0.1702	21.33	0.1358
Limit	ERP < 7W			Result		PASS	

LTE Band 5 / 3MHz (Average) (GT - LC = 1.17 dB)							
Channel	Mode	RB		Conducted		ERP	
		Size	Offset	Power (dBm)	Power (Watts)	ERP(dBm)	ERP(W)
Lowest	QPSK	1	0	23.75	0.2371	22.77	0.1892
Middle		1	0	23.81	0.2404	22.83	0.1919
Highest		1	0	23.90	0.2455	22.92	0.1959
Lowest	16QAM	1	0	23.15	0.2065	22.17	0.1648
Middle		1	0	23.20	0.2089	22.22	0.1667
Highest		1	0	23.01	0.2000	22.03	0.1596
Lowest	64QAM	1	14	21.58	0.1439	20.60	0.1148
Middle		1	14	22.05	0.1603	21.07	0.1279
Highest		1	14	22.26	0.1683	21.28	0.1343
Limit	ERP < 7W			Result		PASS	

LTE Band 5 / 5MHz (Average) (GT - LC = 1.17 dB)							
Channel	Mode	RB		Conducted		ERP	
		Size	Offset	Power (dBm)	Power (Watts)	ERP(dBm)	ERP(W)
Lowest	QPSK	1	0	23.82	0.2410	22.84	0.1923
Middle		1	0	23.87	0.2438	22.89	0.1945
Highest		1	0	23.95	0.2483	22.97	0.1982
Lowest	16QAM	1	0	23.19	0.2084	22.21	0.1663
Middle		1	0	23.22	0.2099	22.24	0.1675
Highest		1	0	23.09	0.2037	22.11	0.1626
Lowest	64QAM	1	24	21.68	0.1472	20.70	0.1175
Middle		1	24	22.10	0.1622	21.12	0.1294
Highest		1	24	22.26	0.1683	21.28	0.1343
Limit	ERP < 7W			Result		PASS	



LTE Band 5 / 10MHz (Average) (GT - LC = 1.17 dB)							
Channel	Mode	RB		Conducted		ERP	
		Size	Offset	Power (dBm)	Power (Watts)	ERP(dBm)	ERP(W)
Lowest	QPSK	1	0	23.83	0.2415	22.85	0.1928
Middle		1	0	24.00	0.2512	23.02	0.2004
Highest		1	0	23.88	0.2443	22.90	0.1950
Lowest	16QAM	1	0	23.21	0.2094	22.23	0.1671
Middle		1	0	23.28	0.2128	22.30	0.1698
Highest		1	0	23.12	0.2051	22.14	0.1637
Lowest	64QAM	1	49	21.75	0.1496	20.77	0.1194
Middle		1	49	22.15	0.1641	21.17	0.1309
Highest		1	49	22.33	0.1710	21.35	0.1365
Limit	ERP < 7W			Result		PASS	



LTE Band 7 / 5MHz (Average) (GT - LC = 2.05 dB)							
Channel	Mode	RB		Conducted		EIRP	
		Size	Offset	Power (dBm)	Power (Watts)	EIRP(dBm)	EIRP(W)
Lowest	QPSK	1.00	0.00	23.16	0.2070	25.21	0.3319
Middle		1.00	0.00	23.13	0.2056	25.18	0.3296
Highest		1.00	0.00	22.96	0.1977	25.01	0.3170
Lowest	16QAM	1.00	0.00	22.48	0.1770	24.53	0.2838
Middle		1.00	0.00	22.48	0.1770	24.53	0.2838
Highest		1.00	0.00	22.40	0.1738	24.45	0.2786
Lowest	64QAM	1.00	12.00	21.04	0.1271	23.09	0.2037
Middle		1.00	12.00	21.47	0.1403	23.52	0.2249
Highest		1.00	12.00	21.52	0.1419	23.57	0.2275
Limit	EIRP < 2W			Result		PASS	

LTE Band 7 / 10MHz (Average) (GT - LC = 2.05 dB)							
Channel	Mode	RB		Conducted		EIRP	
		Size	Offset	Power (dBm)	Power (Watts)	EIRP(dBm)	EIRP(W)
Lowest	QPSK	1.00	0.00	23.17	0.2075	25.22	0.3327
Middle		1.00	0.00	23.09	0.2037	25.14	0.3266
Highest		1.00	0.00	22.95	0.1972	25.00	0.3162
Lowest	16QAM	1.00	0.00	22.48	0.1770	24.53	0.2838
Middle		1.00	0.00	22.48	0.1770	24.53	0.2838
Highest		1.00	0.00	22.36	0.1722	24.41	0.2761
Lowest	64QAM	1.00	49	21.47	0.1403	23.52	0.2249
Middle		1.00	49	21.18	0.1312	23.23	0.2104
Highest		1.00	49	21.27	0.1340	23.32	0.2148
Limit	EIRP < 2W			Result		PASS	

LTE Band 7 / 15MHz (Average) (GT - LC = 2.05 dB)							
Channel	Mode	RB		Conducted		EIRP	
		Size	Offset	Power (dBm)	Power (Watts)	EIRP(dBm)	EIRP(W)
Lowest	QPSK	1.00	0.00	23.21	0.2094	25.26	0.3357
Middle		1.00	0.00	23.05	0.2018	25.10	0.3236
Highest		1.00	0.00	22.99	0.1991	25.04	0.3192
Lowest	16QAM	1.00	0.00	22.42	0.1746	24.47	0.2799
Middle		1.00	0.00	22.48	0.1770	24.53	0.2838
Highest		1.00	0.00	22.40	0.1738	24.45	0.2786
Lowest	64QAM	1.00	37.00	21.07	0.1279	23.12	0.2051
Middle		1.00	37.00	21.49	0.1409	23.54	0.2259
Highest		1.00	37.00	21.45	0.1396	23.50	0.2239
Limit	EIRP < 2W			Result		PASS	



LTE Band 7 / 20MHz (Average) (GT - LC = 2.05 dB)							
Channel	Mode	RB		Conducted		EIRP	
		Size	Offset	Power (dBm)	Power (Watts)	EIRP(dBm)	EIRP(W)
Lowest	QPSK	1.00	0.00	23.22	0.2099	25.27	0.3365
Middle		1.00	0.00	23.25	0.2113	25.30	0.3388
Highest		1.00	0.00	23.04	0.2014	25.09	0.3228
Lowest	16QAM	1.00	0.00	22.51	0.1782	24.56	0.2858
Middle		1.00	0.00	22.49	0.1774	24.54	0.2844
Highest		1.00	0.00	22.46	0.1762	24.51	0.2825
Lowest	64QAM	1.00	49.00	21.08	0.1282	23.13	0.2056
Middle		1.00	49.00	21.53	0.1422	23.58	0.2280
Highest		1.00	49.00	21.52	0.1419	23.57	0.2275
Limit	EIRP < 2W			Result		PASS	



LTE Band 12 / 1.4MHz (Average) (GT - LC = -1.95 dB)							
Channel	Mode	RB		Conducted		ERP	
		Size	Offset	Power (dBm)	Power (Watts)	ERP(dBm)	ERP(W)
Lowest	QPSK	1	3	22.71	0.1866	18.61	0.0726
Middle		1	3	22.39	0.1734	18.29	0.0675
Highest		1	3	22.75	0.1884	18.65	0.0733
Lowest	16QAM	1	3	21.95	0.1567	17.85	0.0610
Middle		1	3	21.64	0.1459	17.54	0.0568
Highest		1	3	22.08	0.1614	17.98	0.0628
Lowest	64QAM	3	3	21.11	0.1291	17.01	0.0502
Middle		3	3	20.83	0.1211	16.73	0.0471
Highest		3	3	20.87	0.1222	16.77	0.0475
Limit	ERP < 3W			Result		PASS	

LTE Band 12 / 3MHz (Average) (GT - LC = -1.95 dB)							
Channel	Mode	RB		Conducted		ERP	
		Size	Offset	Power (dBm)	Power (Watts)	ERP(dBm)	ERP(W)
Lowest	QPSK	1	8	22.85	0.1928	18.75	0.0750
Middle		1	8	22.49	0.1774	18.39	0.0690
Highest		1	8	22.81	0.1910	18.71	0.0743
Lowest	16QAM	1	8	21.97	0.1574	17.87	0.0612
Middle		1	8	21.70	0.1479	17.60	0.0575
Highest		1	8	22.07	0.1611	17.97	0.0627
Lowest	64QAM	1	14	21.09	0.1285	16.99	0.0500
Middle		1	14	21.02	0.1265	16.92	0.0492
Highest		1	14	21.00	0.1259	16.90	0.0490
Limit	ERP < 3W			Result		PASS	

LTE Band 12 / 5MHz (Average) (GT - LC = -1.95 dB)							
Channel	Mode	RB		Conducted		ERP	
		Size	Offset	Power (dBm)	Power (Watts)	ERP(dBm)	ERP(W)
Lowest	QPSK	1	12	22.83	0.1919	18.73	0.0746
Middle		1	12	22.51	0.1782	18.41	0.0693
Highest		1	12	22.83	0.1919	18.73	0.0746
Lowest	16QAM	1	12	22.08	0.1614	17.98	0.0628
Middle		1	12	21.80	0.1514	17.70	0.0589
Highest		1	12	22.05	0.1603	17.95	0.0624
Lowest	64QAM	1	0	21.01	0.1262	16.91	0.0491
Middle		1	0	21.15	0.1303	17.05	0.0507
Highest		1	0	21.05	0.1274	16.95	0.0495
Limit	ERP < 3W			Result		PASS	



LTE Band 12 / 10MHz (Average) (GT - LC = -1.95 dB)							
Channel	Mode	RB		Conducted		ERP	
		Size	Offset	Power (dBm)	Power (Watts)	ERP(dBm)	ERP(W)
Lowest	QPSK	1	0	22.71	0.1866	18.61	0.0726
Middle		1	0	22.93	0.1963	18.83	0.0764
Highest		1	0	22.76	0.1888	18.66	0.0735
Lowest	16QAM	1	25	22.12	0.1629	18.02	0.0634
Middle		1	25	21.85	0.1531	17.75	0.0596
Highest		1	25	22.14	0.1637	18.04	0.0637
Lowest	64QAM	1	0	21.10	0.1288	17.00	0.0501
Middle		1	0	21.17	0.1309	17.07	0.0509
Highest		1	0	21.14	0.1300	17.04	0.0506
Limit	ERP < 3W			Result		PASS	



LTE Band 17 / 5MHz (Average) (GT - LC = -1.95 dB)							
Channel	Mode	RB		Conducted		ERP	
		Size	Offset	Power (dBm)	Power (Watts)	ERP(dBm)	ERP(W)
Lowest	QPSK	1	24	22.68	0.1854	18.58	0.0721
Middle		1	24	22.74	0.1879	18.64	0.0731
Highest		1	24	22.85	0.1928	18.75	0.0750
Lowest	16QAM	1	12	21.72	0.1486	17.62	0.0578
Middle		1	12	22.10	0.1622	18.00	0.0631
Highest		1	12	21.97	0.1574	17.87	0.0612
Lowest	64QAM	1	12	21.12	0.1294	17.02	0.0504
Middle		1	12	21.12	0.1294	17.02	0.0504
Highest		1	12	21.05	0.1274	16.95	0.0495
Limit	ERP < 3W			Result		PASS	

LTE Band 17 / 10MHz (Average) (GT - LC = -1.95 dB)							
Channel	Mode	RB		Conducted		ERP	
		Size	Offset	Power (dBm)	Power (Watts)	ERP(dBm)	ERP(W)
Lowest	QPSK	1	0	22.68	0.1854	18.58	0.0721
Middle		1	0	22.91	0.1954	18.81	0.0760
Highest		1	0	22.63	0.1832	18.53	0.0713
Lowest	16QAM	1	25	21.77	0.1503	17.67	0.0585
Middle		1	25	22.13	0.1633	18.03	0.0635
Highest		1	25	22.01	0.1589	17.91	0.0618
Lowest	64QAM	1	25	21.13	0.1297	17.03	0.0505
Middle		1	25	21.14	0.1300	17.04	0.0506
Highest		1	25	21.12	0.1294	17.02	0.0504
Limit	ERP < 3W			Result		PASS	



LTE Band 41 / 5MHz (Average) (GT - LC = 2.3 dB)							
Channel	Mode	RB		Conducted		EIRP	
		Size	Offset	Power (dBm)	Power (Watts)	EIRP(dBm)	EIRP(W)
Lowest	QPSK	1.00	24.00	23.98	0.2500	26.28	0.4246
Middle		1.00	24.00	23.77	0.2382	26.07	0.4046
Highest		1.00	24.00	23.65	0.2317	25.95	0.3936
Lowest	16QAM	1.00	24.00	23.38	0.2178	25.68	0.3698
Middle		1.00	24.00	22.68	0.1854	24.98	0.3148
Highest		1.00	24.00	22.57	0.1807	24.87	0.3069
Lowest	64QAM	1.00	12.00	22.24	0.1675	24.54	0.2844
Middle		1.00	12.00	21.88	0.1542	24.18	0.2618
Highest		1.00	12.00	21.64	0.1459	23.94	0.2477
Limit	EIRP < 2W			Result		PASS	

LTE Band 41 / 10MHz (Average) (GT - LC = 2.3 dB)							
Channel	Mode	RB		Conducted		EIRP	
		Size	Offset	Power (dBm)	Power (Watts)	EIRP(dBm)	EIRP(W)
Lowest	QPSK	1.00	49	23.95	0.2483	26.25	0.4217
Middle		1.00	49	23.75	0.2371	26.05	0.4027
Highest		1.00	49	23.67	0.2328	25.97	0.3954
Lowest	16QAM	1.00	49	23.39	0.2183	25.69	0.3707
Middle		1.00	49	22.82	0.1914	25.12	0.3251
Highest		1.00	49	22.73	0.1875	25.03	0.3184
Lowest	64QAM	1.00	25	22.31	0.1702	24.61	0.2891
Middle		1.00	25	22.03	0.1596	24.33	0.2710
Highest		1.00	25	21.67	0.1469	23.97	0.2495
Limit	EIRP < 2W			Result		PASS	

LTE Band 41 / 15MHz (Average) (GT - LC = 2.3 dB)							
Channel	Mode	RB		Conducted		EIRP	
		Size	Offset	Power (dBm)	Power (Watts)	EIRP(dBm)	EIRP(W)
Lowest	QPSK	1.00	74.00	23.92	0.2466	26.22	0.4188
Middle		1.00	74.00	23.93	0.2472	26.23	0.4198
Highest		1.00	74.00	23.72	0.2355	26.02	0.3999
Lowest	16QAM	1.00	74.00	23.36	0.2168	25.66	0.3681
Middle		1.00	74.00	22.86	0.1932	25.16	0.3281
Highest		1.00	74.00	22.63	0.1832	24.93	0.3112
Lowest	64QAM	1.00	37.00	22.37	0.1726	24.67	0.2931
Middle		1.00	37.00	22.11	0.1626	24.41	0.2761
Highest		1.00	37.00	21.71	0.1483	24.01	0.2518
Limit	EIRP < 2W			Result		PASS	



LTE Band 41 / 20MHz (Average) (GT - LC = 2.3 dB)							
Channel	Mode	RB		Conducted		EIRP	
		Size	Offset	Power (dBm)	Power (Watts)	EIRP(dBm)	EIRP(W)
Lowest	QPSK	1.00	0.00	23.96	0.2489	26.26	0.4227
Middle		1.00	0.00	23.73	0.2360	26.03	0.4009
Highest		1.00	0.00	23.68	0.2333	25.98	0.3963
Lowest	16QAM	1.00	99.00	23.33	0.2153	25.63	0.3656
Middle		1.00	99.00	22.89	0.1945	25.19	0.3304
Highest		1.00	99.00	22.73	0.1875	25.03	0.3184
Lowest	64QAM	1.00	49.00	22.38	0.1730	24.68	0.2938
Middle		1.00	49.00	22.14	0.1637	24.44	0.2780
Highest		1.00	49.00	21.71	0.1483	24.01	0.2518
Limit	EIRP < 2W			Result		PASS	



LTE Band 26 / 1.4MHz (Average) (GT - LC = 1.39 dB)							
Channel	Mode	RB		Conducted		ERP	
		Size	Offset	Power (dBm)	Power (Watts)	ERP(dBm)	ERP(W)
Lowest	QPSK	1	0	23.92	0.2466	23.16	0.2070
Middle		1	0	23.99	0.2506	23.23	0.2104
Highest		1	0	23.90	0.2455	23.14	0.2061
Lowest	16QAM	1	5	22.94	0.1968	22.18	0.1652
Middle		1	5	23.07	0.2028	22.31	0.1702
Highest		1	5	23.08	0.2032	22.32	0.1706
Lowest	64QAM	1	0	22.28	0.1690	21.52	0.1419
Middle		1	0	22.17	0.1648	21.41	0.1384
Highest		1	0	22.33	0.1710	21.57	0.1435
Limit	ERP < 7W			Result		PASS	

LTE Band 26 / 3MHz (Average) (GT - LC = 1.39 dB)							
Channel	Mode	RB		Conducted		ERP	
		Size	Offset	Power (dBm)	Power (Watts)	ERP(dBm)	ERP(W)
Lowest	QPSK	1	0	23.90	0.2455	23.14	0.2061
Middle		1	0	23.93	0.2472	23.17	0.2075
Highest		1	0	23.93	0.2472	23.17	0.2075
Lowest	16QAM	1	0	22.29	0.1694	21.53	0.1422
Middle		1	0	22.94	0.1968	22.18	0.1652
Highest		1	0	23.42	0.2198	22.66	0.1845
Lowest	64QAM	1	0	22.37	0.1726	21.61	0.1449
Middle		1	0	22.27	0.1687	21.51	0.1416
Highest		1	0	22.34	0.1714	21.58	0.1439
Limit	ERP < 7W			Result		PASS	

LTE Band 26 / 5MHz (Average) (GT - LC = 1.39 dB)							
Channel	Mode	RB		Conducted		ERP	
		Size	Offset	Power (dBm)	Power (Watts)	ERP(dBm)	ERP(W)
Lowest	QPSK	1	0	23.93	0.2472	23.17	0.2075
Middle		1	0	23.95	0.2483	23.19	0.2084
Highest		1	0	23.99	0.2506	23.23	0.2104
Lowest	16QAM	1	0	22.30	0.1698	21.54	0.1426
Middle		1	0	23.02	0.2004	22.26	0.1683
Highest		1	0	23.44	0.2208	22.68	0.1854
Lowest	64QAM	1	0	22.40	0.1738	21.64	0.1459
Middle		1	0	22.31	0.1702	21.55	0.1429
Highest		1	0	22.39	0.1734	21.63	0.1455
Limit	ERP < 7W			Result		PASS	



LTE Band 26 / 10MHz (Average) (GT - LC = 1.39 dB)							
Channel	Mode	RB		Conducted		ERP	
		Size	Offset	Power (dBm)	Power (Watts)	ERP(dBm)	ERP(W)
Lowest	QPSK	1	0	23.92	0.2466	23.16	0.2070
Middle		1	0	23.97	0.2495	23.21	0.2094
Highest		1	0	23.95	0.2483	23.19	0.2084
Lowest	16QAM	1	25	23.36	0.2168	22.60	0.1820
Middle		1	25	22.78	0.1897	22.02	0.1592
Highest		1	25	23.44	0.2208	22.68	0.1854
Lowest	64QAM	1	0	22.45	0.1758	21.69	0.1476
Middle		1	0	22.32	0.1706	21.56	0.1432
Highest		1	0	22.40	0.1738	21.64	0.1459
Limit	ERP < 7W			Result		PASS	

LTE Band 26 / 15MHz (Average) (GT - LC = 1.39 dB)							
Channel	Mode	RB		Conducted		ERP	
		Size	Offset	Power (dBm)	Power (Watts)	ERP(dBm)	ERP(W)
Lowest	QPSK	1	0	23.98	0.2500	23.22	0.2099
Middle		1	0	24.01	0.2518	23.25	0.2113
Highest		1	0	23.99	0.2506	23.23	0.2104
Lowest	16QAM	1	74	23.29	0.2133	22.53	0.1791
Middle		1	74	23.39	0.2183	22.63	0.1832
Highest		1	74	23.25	0.2113	22.49	0.1774
Lowest	64QAM	1	0	22.36	0.1722	21.60	0.1445
Middle		1	0	22.24	0.1675	21.48	0.1406
Highest		1	0	22.31	0.1702	21.55	0.1429
Limit	ERP < 7W			Result		PASS	



LTE Band 38 / 5MHz (Peak) (GT - LC = 1.96 dB)							
Channel	Mode	RB		Conducted		EIRP	
		Size	Offset	Power (dBm)	Power (Watts)	EIRP(dBm)	EIRP(W)
Lowest	QPSK	1.00	12.00	22.90	0.1950	24.86	0.3062
Middle		1.00	12.00	22.84	0.1923	24.80	0.3020
Highest		1.00	12.00	22.63	0.1832	24.59	0.2877
Lowest	16QAM	1.00	12.00	21.96	0.1570	23.92	0.2466
Middle		1.00	12.00	22.15	0.1641	24.11	0.2576
Highest		1.00	12.00	21.73	0.1489	23.69	0.2339
Lowest	64QAM	1.00	24.00	21.35	0.1365	23.31	0.2143
Middle		1.00	24.00	21.13	0.1297	23.09	0.2037
Highest		1.00	24.00	20.87	0.1222	22.83	0.1919
Limit	EIRP < 2W			Result		PASS	

LTE Band 38 / 10MHz (Peak) (GT - LC = 1.96 dB)							
Channel	Mode	RB		Conducted		EIRP	
		Size	Offset	Power (dBm)	Power (Watts)	EIRP(dBm)	EIRP(W)
Lowest	QPSK	1.00	25	22.92	0.1959	24.88	0.3076
Middle		1.00	25	22.84	0.1923	24.80	0.3020
Highest		1.00	25	22.70	0.1862	24.66	0.2924
Lowest	16QAM	1.00	25	21.98	0.1578	23.94	0.2477
Middle		1.00	25	22.25	0.1679	24.21	0.2636
Highest		1.00	25	21.82	0.1521	23.78	0.2388
Lowest	64QAM	1.00	49	21.35	0.1365	23.31	0.2143
Middle		1.00	49	21.15	0.1303	23.11	0.2046
Highest		1.00	49	20.95	0.1245	22.91	0.1954
Limit	EIRP < 2W			Result		PASS	

LTE Band 38 / 15MHz (Peak) (GT - LC = 1.96 dB)							
Channel	Mode	RB		Conducted		EIRP	
		Size	Offset	Power (dBm)	Power (Watts)	EIRP(dBm)	EIRP(W)
Lowest	QPSK	1.00	37.00	22.92	0.1959	24.88	0.3076
Middle		1.00	37.00	22.91	0.1954	24.87	0.3069
Highest		1.00	37.00	22.72	0.1871	24.68	0.2938
Lowest	16QAM	1.00	37.00	22.01	0.1589	23.97	0.2495
Middle		1.00	37.00	22.35	0.1718	24.31	0.2698
Highest		1.00	37.00	21.88	0.1542	23.84	0.2421
Lowest	64QAM	1.00	74.00	21.38	0.1374	23.34	0.2158
Middle		1.00	74.00	21.25	0.1334	23.21	0.2094
Highest		1.00	74.00	21.01	0.1262	22.97	0.1982
Limit	EIRP < 2W			Result		PASS	



LTE Band 38 / 20MHz (Peak) (GT - LC = 1.96 dB)							
Channel	Mode	RB		Conducted		EIRP	
		Size	Offset	Power (dBm)	Power (Watts)	EIRP(dBm)	EIRP(W)
Lowest	QPSK	1.00	0.00	22.96	0.1977	24.92	0.3105
Middle		1.00	0.00	22.93	0.1963	24.89	0.3083
Highest		1.00	0.00	22.93	0.1963	24.89	0.3083
Lowest	16QAM	1.00	49.00	22.07	0.1611	24.03	0.2529
Middle		1.00	49.00	22.40	0.1738	24.36	0.2729
Highest		1.00	49.00	21.96	0.1570	23.92	0.2466
Lowest	64QAM	1.00	99.00	21.40	0.1380	23.36	0.2168
Middle		1.00	99.00	21.33	0.1358	23.29	0.2133
Highest		1.00	99.00	21.02	0.1265	22.98	0.1986
Limit	EIRP < 2W			Result		PASS	



LTE Band 66 / 1.4MHz (Average) (GT - LC = 1.1 dB)							
Channel	Mode	RB		Conducted		EIRP	
		Size	Offset	Power (dBm)	Power (Watts)	EIRP(dBm)	EIRP(W)
Lowest	QPSK	1	0	22.89	0.1945	23.99	0.2506
Middle		1	0	23.22	0.2099	24.32	0.2704
Highest		1	0	23.06	0.2023	24.16	0.2606
Lowest	16QAM	3	3	21.85	0.1531	22.95	0.1972
Middle		3	3	21.99	0.1581	23.09	0.2037
Highest		3	3	21.96	0.1570	23.06	0.2023
Lowest	64QAM	1	0	21.19	0.1315	22.29	0.1694
Middle		1	0	21.39	0.1377	22.49	0.1774
Highest		1	0	21.16	0.1306	22.26	0.1683
Limit	EIRP < 1W		Result		PASS		

LTE Band 66 / 3MHz (Average) (GT - LC = 1.1 dB)							
Channel	Mode	RB		Conducted		EIRP	
		Size	Offset	Power (dBm)	Power (Watts)	EIRP(dBm)	EIRP(W)
Lowest	QPSK	1	14	22.64	0.1837	23.74	0.2366
Middle		1	14	23.02	0.2004	24.12	0.2582
Highest		1	14	22.63	0.1832	23.73	0.2360
Lowest	16QAM	1	0	22.06	0.1607	23.16	0.2070
Middle		1	0	22.35	0.1718	23.45	0.2213
Highest		1	0	22.16	0.1644	23.26	0.2118
Lowest	64QAM	1	0	21.26	0.1337	22.36	0.1722
Middle		1	0	21.45	0.1396	22.55	0.1799
Highest		1	0	21.14	0.1300	22.24	0.1675
Limit	EIRP < 1W		Result		PASS		

LTE Band 66 / 5MHz (Average) (GT - LC = 1.1 dB)							
Channel	Mode	RB		Conducted		EIRP	
		Size	Offset	Power (dBm)	Power (Watts)	EIRP(dBm)	EIRP(W)
Lowest	QPSK	1	0	22.77	0.1892	23.87	0.2438
Middle		1	0	23.10	0.2042	24.20	0.2630
Highest		1	0	22.94	0.1968	24.04	0.2535
Lowest	16QAM	1	0	22.12	0.1629	23.22	0.2099
Middle		1	0	22.36	0.1722	23.46	0.2218
Highest		1	0	22.18	0.1652	23.28	0.2128
Lowest	64QAM	1	0	21.26	0.1337	22.36	0.1722
Middle		1	0	21.43	0.1390	22.53	0.1791
Highest		1	0	21.16	0.1306	22.26	0.1683
Limit	EIRP < 1W		Result		PASS		



LTE Band 66 / 10MHz (Average) (GT - LC = 1.1 dB)							
Channel	Mode	RB		Conducted		EIRP	
		Size	Offset	Power (dBm)	Power (Watts)	EIRP(dBm)	EIRP(W)
Lowest	QPSK	1	49	22.81	0.1910	23.91	0.2460
Middle		1	49	23.13	0.2056	24.23	0.2649
Highest		1	49	22.71	0.1866	23.81	0.2404
Lowest	16QAM	1	0	22.10	0.1622	23.20	0.2089
Middle		1	0	22.29	0.1694	23.39	0.2183
Highest		1	0	22.19	0.1656	23.29	0.2133
Lowest	64QAM	1	25	21.23	0.1327	22.33	0.1710
Middle		1	25	21.45	0.1396	22.55	0.1799
Highest		1	25	21.09	0.1285	22.19	0.1656
Limit	EIRP < 1W			Result		PASS	

LTE Band 66 / 15MHz (Average) (GT - LC = 1.1 dB)							
Channel	Mode	RB		Conducted		EIRP	
		Size	Offset	Power (dBm)	Power (Watts)	EIRP(dBm)	EIRP(W)
Lowest	QPSK	1	37	22.72	0.1871	23.82	0.2410
Middle		1	37	23.21	0.2094	24.31	0.2698
Highest		1	37	22.78	0.1897	23.88	0.2443
Lowest	16QAM	1	0	22.15	0.1641	23.25	0.2113
Middle		1	0	22.36	0.1722	23.46	0.2218
Highest		1	0	22.20	0.1660	23.30	0.2138
Lowest	64QAM	1	37	21.30	0.1349	22.40	0.1738
Middle		1	37	21.42	0.1387	22.52	0.1786
Highest		1	37	21.03	0.1268	22.13	0.1633
Limit	EIRP < 1W			Result		PASS	

LTE Band 66 / 20MHz (Average) (GT - LC = 1.1 dB)							
Channel	Mode	RB		Conducted		EIRP	
		Size	Offset	Power (dBm)	Power (Watts)	EIRP(dBm)	EIRP(W)
Lowest	QPSK	1	0	23.08	0.2032	24.18	0.2618
Middle		1	0	23.15	0.2065	24.25	0.2661
Highest		1	0	23.16	0.2070	24.26	0.2667
Lowest	16QAM	1	0	22.15	0.1641	23.25	0.2113
Middle		1	0	22.37	0.1726	23.47	0.2223
Highest		1	0	22.25	0.1679	23.35	0.2163
Lowest	64QAM	1	0	21.29	0.1346	22.39	0.1734
Middle		1	0	21.47	0.1403	22.57	0.1807
Highest		1	0	21.21	0.1321	22.31	0.1702
Limit	EIRP < 1W			Result		PASS	



Radiated Spurious Emission

LTE Band 7

LTE Band 7 / 20MHz / QPSK								
Channel	Frequency (MHz)	EIRP (dBm)	Limit (dBm)	Over Limit (dB)	S.G. Power (dBm)	TX Cable loss (dB)	TX Antenna Gain (dBi)	Polarization (H/V)
Lowest	5004	-54.85	-25	-29.85	-62.88	2.18	10.21	H
	7500	-52.67	-25	-27.67	-61.98	2.69	12.00	H
	10008	-59.94	-25	-34.94	-69.65	3.19	12.90	H
								H
								H
								H
	5004	-51.72	-25	-26.72	-59.75	2.18	10.21	V
	7500	-50.12	-25	-25.12	-59.43	2.69	12.00	V
	10008	-58.65	-25	-33.65	-68.36	3.19	12.90	V
								V
								V
								V
Middle	5052	-56.39	-25	-31.39	-64.42	2.18	10.21	H
	7578	-47.50	-25	-22.50	-56.81	2.69	12.00	H
	10107	-59.57	-25	-34.57	-69.28	3.19	12.90	H
								H
								H
								H
	5052	-50.52	-25	-25.52	-58.55	2.18	10.21	V
	7578	-40.90	-25	-15.90	-50.21	2.69	12.00	V
	10107	-59.10	-25	-34.10	-68.81	3.19	12.90	V
								V
								V
								V



Highest	5100	-53.85	-25	-28.85	-61.88	2.18	10.21	H
	7650	-52.71	-25	-27.71	-62.02	2.69	12.00	H
	10206	-59.76	-25	-34.76	-69.47	3.19	12.90	H
								H
								H
								H
								H
	5100	-48.94	-25	-23.94	-56.97	2.18	10.21	V
	7650	-51.72	-25	-26.72	-61.03	2.69	12.00	V
	10206	-58.96	-25	-33.96	-68.67	3.19	12.90	V
								V
								V
								V
								V

Remark: Spurious emissions within 30-1000MHz were found more than 20dB below limit line.



LTE Band 12

LTE Band 12 / 10MHz / QPSK								
Channel	Frequency (MHz)	EIRP (dBm)	Limit (dBm)	Over Limit (dB)	S.G. Power (dBm)	TX Cable loss (dB)	TX Antenna Gain (dBi)	Polarization (H/V)
Lowest	1398	-43.01	-13	-30.01	-46.25	1.11	6.50	H
	2098	-44.72	-13	-31.72	-47.34	1.43	6.20	H
	2798	-48.86	-13	-35.86	-53.30	1.71	8.30	H
								H
								H
								H
								H
	1400	-40.58	-13	-27.58	-43.82	1.11	6.50	V
	2098	-44.61	-13	-31.61	-47.23	1.43	6.20	V
	2798	-47.19	-13	-34.19	-51.63	1.71	8.30	V
								V
								V
								V
								V
Middle	1406	-43.00	-13	-30.00	-46.24	1.11	6.50	H
	2110	-37.00	-13	-24.00	-39.62	1.43	6.20	H
	2812	-49.67	-13	-36.67	-54.11	1.71	8.30	H
								H
								H
								H
								H
	1406	-41.63	-13	-28.63	-44.87	1.11	6.50	V
	2110	-40.26	-13	-27.26	-42.88	1.43	6.20	V
	2812	-47.40	-13	-34.40	-51.84	1.71	8.30	V
								V
								V
								V
								V



Highest	1414	-39.88	-13	-26.88	-43.12	1.11	6.50	H
	2120	-39.75	-13	-26.75	-42.37	1.43	6.20	H
	2826	-49.03	-13	-36.03	-53.47	1.71	8.30	H
								H
								H
								H
								H
	1414	-38.96	-13	-25.96	-42.20	1.11	6.50	V
	2120	-42.39	-13	-29.39	-45.01	1.43	6.20	V
	2826	-46.35	-13	-33.35	-50.79	1.71	8.30	V
								V
								V
								V
								V

Remark: Spurious emissions within 30-1000MHz were found more than 20dB below limit line.



LTE Band 25

LTE Band 25 / 20MHz / QPSK								
Channel	Frequency (MHz)	ERP (dBm)	Limit (dBm)	Over Limit (dB)	S.G. Power (dBm)	TX Cable loss (dB)	TX Antenna Gain (dBi)	Polarization (H/V)
Lowest	3702	-52.86	-13	-39.86	-59.43	1.848	8.42	H
	5553	-53.55	-13	-40.55	-61.91	2.32	10.68	H
	7404	-52.27	-13	-39.27	-61.60	2.61	11.94	H
								H
								H
								H
								H
	3702	-55.09	-13	-42.09	-61.66	1.85	8.42	V
	5553	-53.03	-13	-40.03	-61.39	2.32	10.68	V
	7404	-53.28	-13	-40.28	-62.61	2.61	11.94	V
								V
								V
								V
								V
Middle	3741	-46.55	-13	-33.55	-53.12	1.848	8.42	H
	5613	-53.77	-13	-40.77	-62.13	2.32	10.68	H
	7488	-52.49	-13	-39.49	-61.82	2.61	11.94	H
								H
								H
								H
								H
	3741	-53.60	-13	-40.60	-60.17	1.85	8.42	V
	5613	-52.56	-13	-39.56	-60.92	2.32	10.68	V
	7488	-53.12	-13	-40.12	-62.45	2.61	11.94	V
								V
								V
								V
								V



Highest	3792	-55.43	-13	-42.43	-62.00	1.848	8.42	H
	5688	-53.97	-13	-40.97	-62.33	2.32	10.68	H
	7584	-52.85	-13	-39.85	-62.18	2.61	11.94	H
								H
								H
								H
								H
	3792	-54.11	-13	-41.11	-60.68	1.85	8.42	V
	5688	-52.60	-13	-39.60	-60.96	2.32	10.68	V
	7584	-52.98	-13	-39.98	-62.31	2.61	11.94	V
								V
								V
								V
								V

Remark: Spurious emissions within 30-1000MHz were found more than 20dB below limit line.



LTE Band 26

LTE Band 26 / 10MHz / QPSK								
Channel	Frequency (MHz)	ERP (dBm)	Limit (dBm)	Over Limit (dB)	S.G. Power (dBm)	TX Cable loss (dB)	TX Antenna Gain (dBi)	Polarization (H/V)
Lowest	1648	-47.69	-13	-34.69	-52.17	1.21	5.68	H
	2472	-43.09	-13	-30.09	-47.35	1.54	5.80	H
	3296	-49.17	-13	-36.17	-55.32	1.73	7.88	H
								H
								H
								H
								H
	1648	-53.24	-13	-40.24	-57.72	1.21	5.68	V
	2472	-45.93	-13	-32.93	-50.19	1.54	5.80	V
	3296	-53.44	-13	-40.44	-59.59	1.73	7.88	V
								V
	Middle	1664	-48.37	-13	-35.37	-52.85	1.21	5.68
2496		-43.53	-13	-30.53	-47.79	1.54	5.80	H
3328		-46.87	-13	-33.87	-53.02	1.73	7.88	H
								H
								H
								H
								H
1664		-49.15	-13	-36.15	-53.63	1.21	5.68	V
2496		-43.04	-13	-30.04	-47.30	1.54	5.80	V
3328		-53.91	-13	-40.91	-60.06	1.73	7.88	V
								V
								V
							V	
							V	



Highest	1672	-49.86	-13	-36.86	-54.34	1.21	5.68	H
	2512	-44.56	-13	-31.56	-48.82	1.54	5.80	H
	3352	-47.10	-13	-34.10	-53.25	1.73	7.88	H
								H
								H
								H
								H
	1672	-47.92	-13	-34.92	-52.40	1.21	5.68	V
	2512	-43.51	-13	-30.51	-47.77	1.54	5.80	V
	3352	-54.25	-13	-41.25	-60.40	1.73	7.88	V
								V
								V
								V
								V

Remark: Spurious emissions within 30-1000MHz were found more than 20dB below limit line.



LTE Band 26 / 15MHz / QPSK								
Channel	Frequency (MHz)	ERP (dBm)	Limit (dBm)	Over Limit (dB)	S.G. Power (dBm)	TX Cable loss (dB)	TX Antenna Gain (dBi)	Polarization (H/V)
Lowest	1648	-47.46	-13	-34.46	-51.94	1.21	5.68	H
	2472	-41.62	-13	-28.62	-45.88	1.54	5.80	H
	3296	-48.15	-13	-35.15	-54.30	1.73	7.88	H
								H
								H
								H
	1648	-51.91	-13	-38.91	-56.39	1.21	5.68	H
	2472	-44.76	-13	-31.76	-49.02	1.54	5.80	V
	3296	-54.27	-13	-41.27	-60.42	1.73	7.88	V
								V
								V
								V
								V
								V
Middle	1660	-47.56	-13	-34.56	-52.04	1.21	5.68	H
	2490	-42.75	-13	-29.75	-47.01	1.54	5.80	H
	3320	-48.72	-13	-35.72	-54.87	1.73	7.88	H
								H
								H
								H
								H
	1660	-50.93	-13	-37.93	-55.41	1.21	5.68	V
	2490	-44.71	-13	-31.71	-48.97	1.54	5.80	V
	3320	-54.39	-13	-41.39	-60.54	1.73	7.88	V
								V
								V
								V
								V



Highest	1672	-48.36	-13	-35.36	-52.84	1.21	5.68	H
	2504	-41.85	-13	-28.85	-46.11	1.54	5.80	H
	3336	-49.03	-13	-36.03	-55.18	1.73	7.88	H
								H
								H
								H
								H
	1672	-49.79	-13	-36.79	-54.27	1.21	5.68	V
	2504	-44.60	-13	-31.60	-48.86	1.54	5.80	V
	3336	-54.98	-13	-41.98	-61.13	1.73	7.88	V
								V
								V
								V
								V

Remark: Spurious emissions within 30-1000MHz were found more than 20dB below limit line.



LTE Band 41

LTE Band 41 / 20MHz / QPSK								
Channel	Frequency (MHz)	EIRP (dBm)	Limit (dBm)	Over Limit (dB)	S.G. Power (dBm)	TX Cable loss (dB)	TX Antenna Gain (dBi)	Polarization (H/V)
Lowest	4992	-54.61	-25	-29.61	-62.64	2.18	10.21	H
	7488	-52.21	-25	-27.21	-61.52	2.69	12.00	H
	9990	-59.73	-25	-34.73	-69.44	3.19	12.90	H
								H
								H
								H
								H
	4992	-51.89	-25	-26.89	-59.92	2.18	10.21	V
	7488	-50.01	-25	-25.01	-59.32	2.69	12.00	V
	9990	-58.44	-25	-33.44	-68.15	3.19	12.90	V
								V
								V
								V
								V
Middle	5166	-53.83	-25	-28.83	-61.86	2.18	10.21	H
	7752	-56.60	-25	-31.60	-65.91	2.69	12.00	H
	10332	-59.47	-25	-34.47	-69.18	3.19	12.90	H
								H
								H
								H
								H
	5166	-52.84	-25	-27.84	-60.87	2.18	10.21	V
	7752	-52.16	-25	-27.16	-61.47	2.69	12.00	V
	10332	-58.89	-25	-33.89	-68.60	3.19	12.90	V
								V
								V
								V
								V



Highest	5340	-54.11	-25	-29.11	-62.14	2.18	10.21	H
	8010	-56.20	-25	-31.20	-65.51	2.69	12.00	H
	10683	-58.95	-25	-33.95	-68.66	3.19	12.90	H
								H
								H
								H
								H
	5340	-47.66	-25	-22.66	-55.69	2.18	10.21	V
	8010	-51.98	-25	-26.98	-61.29	2.69	12.00	V
	10683	-58.29	-25	-33.29	-68.00	3.19	12.90	V
								V
								V
								V
								V

Remark: Spurious emissions within 30-1000MHz were found more than 20dB below limit line.



LTE Band 66

LTE Band 66 / 20MHz / QPSK								
Channel	Frequency (MHz)	EIRP (dBm)	Limit (dBm)	Over Limit (dB)	S.G. Power (dBm)	TX Cable loss (dB)	TX Antenna Gain (dBi)	Polarization (H/V)
Lowest	3420	-56.87	-13	-43.87	-63.19	1.81	8.13	H
	5136	-55.64	-13	-42.64	-63.62	2.222	10.20	H
	6846	-53.42	-13	-40.42	-62.24	2.54	11.36	H
								H
								H
								H
								H
	3420	-56.11	-13	-43.11	-62.43	1.81	8.13	V
	5136	-54.91	-13	-41.91	-62.89	2.222	10.20	V
	6846	-52.54	-13	-39.54	-61.36	2.54	11.36	V
								V
								V
								V
								V
Middle	3474	-48.36	-13	-35.36	-54.68	1.81	8.13	H
	5208	-45.19	-13	-32.19	-53.17	2.222	10.20	H
	6942	-51.24	-13	-38.24	-60.06	2.54	11.36	H
								H
								H
								H
								H
	3474	-54.31	-13	-41.31	-60.63	1.81	8.13	V
	5208	-51.62	-13	-38.62	-59.60	2.222	10.20	V
	6942	-52.49	-13	-39.49	-61.31	2.54	11.36	V
								V
								V
								V
								V



Highest	3522	-57.17	-13	-44.17	-63.49	1.81	8.13	H
	5286	-55.44	-13	-42.44	-63.42	2.222	10.20	H
	7044	-51.62	-13	-38.62	-60.44	2.54	11.36	H
								H
								H
								H
								H
	3522	-57.40	-13	-44.40	-63.72	1.81	8.13	V
	5286	-55.68	-13	-42.68	-63.66	2.222	10.20	V
	7044	-51.99	-13	-38.99	-60.81	2.54	11.36	V
								V
								V
								V
								V

Remark: Spurious emissions within 30-1000MHz were found more than 20dB below limit line.