



# FCC SAR TEST REPORT

**FCC ID** : 2AJN7-TP00110AUC  
**Equipment** : Notebook Computer  
**Brand Name** : Lenovo  
**Model Name** : TP00110A  
**Applicant** : LC Future Center Limited Taiwan Branch  
7F., No.780, Bei'an Rd., Zhongshan Dist., Taipei City 104,  
Taiwan (R.O.C.)  
**Manufacturer** : LC Future Center Limited Taiwan Branch  
7F., No.780, Bei'an Rd., Zhongshan Dist., Taipei City 104,  
Taiwan (R.O.C.)  
**Standard** : FCC 47 CFR Part 2 (2.1093)  
ANSI/IEEE C95.1-1992  
IEEE 1528-2013

Equipment : Fibocom L860-GL and Intel 9560D2W tested inside of Notebook Computer.

The product was received on Mar. 13, 2019 and testing was started from Mar. 24, 2019 and completed on Apr. 02, 2019. We, SPORTON INTERNATIONAL INC., would like to declare that the tested sample has been evaluated in accordance with the test procedures and has been in compliance with the applicable technical standards.

The report must not be used by the client to claim product certification, approval, or endorsement by TAF or any agency of government.

The test results in this variant report apply exclusively to the tested model / sample. Without written approval of SPORTON INTERNATIONAL INC. EMC & Wireless Communications Laboratory, the test report shall not be reproduced except in full.



Approved by: Cona Huang / Deputy Manager

**SPORTON INTERNATIONAL INC. EMC & Wireless Communications Laboratory**  
No. 52, Huaya 1st Rd., Guishan Dist., Taoyuan City, Taiwan (R.O.C.)



Table of Contents

1. Statement of Compliance ..... 4
2. Guidance Applied..... 4
3. Equipment Under Test (EUT) Information ..... 5
3.1 General Information ..... 5
3.2 General LTE SAR Test and Reporting Considerations ..... 7
4. Proximity Sensor Triggering Test.....10
5. RF Exposure Limits.....16
5.1 Uncontrolled Environment.....16
5.2 Controlled Environment.....16
6. Specific Absorption Rate (SAR).....17
6.1 Introduction .....17
6.2 SAR Definition.....17
7. System Description and Setup .....18
7.1 E-Field Probe .....19
7.2 Data Acquisition Electronics (DAE) .....19
7.3 Phantom.....20
7.4 Device Holder.....21
8. Measurement Procedures .....22
8.1 Spatial Peak SAR Evaluation .....22
8.2 Power Reference Measurement.....23
8.3 Area Scan .....23
8.4 Zoom Scan.....24
8.5 Volume Scan Procedures.....24
8.6 Power Drift Monitoring.....24
9. Test Equipment List .....25
10. System Verification .....26
10.1 Tissue Simulating Liquids.....26
10.2 Tissue Verification .....27
10.3 System Performance Check Results.....28
11. Conducted RF Output Power (Unit: dBm).....29
12. RF Exposure Conditions .....97
13. SAR Test Results .....98
13.1 Body SAR .....100
13.2 Repeated SAR Measurement .....106
14. Simultaneous Transmission Analysis .....107
14.1 Body Exposure Conditions .....108
14.2 SPLSR Evaluation and Analysis.....110
15. Uncertainty Assessment .....123
16. References .....123
Appendix A. Plots of System Performance Check
Appendix B. Plots of High SAR Measurement
Appendix C. DASy Calibration Certificate
Appendix D. Antenna Location & Test Setup Photos





### 1. Statement of Compliance

The maximum results of Specific Absorption Rate (SAR) found during testing for **LC Future Center Limited Taiwan Branch, Notebook Computer, TP00110A**, are as follows.

Equipment Class	Frequency Band	Highest SAR Summary		Highest Simultaneous Transmission 1g SAR (W/kg)
		Body		
		1g SAR (W/kg)		
Licensed	WCDMA II	1.16		1.59
	WCDMA IV	1.19		
	WCDMA V	1.09		
	LTE Band 7	1.15		
	LTE Band 12 / 17	1.09		
	LTE Band 13	1.07		
	LTE Band 14	1.06		
	LTE Band 2 / 25	1.09		
	LTE Band 5 / 26	1.17		
	LTE Band 30	1.09		
	LTE Band 38 / 41	1.12		
	LTE Band 4 / 66	1.02		
Date of Testing:		2019/3/24 ~ 2019/4/2		

Sporton Lab is accredited to ISO 17025 by Taiwan Accreditation Foundation (TAF code: 1190) and the FCC designation No. TW1190 under the FCC 2.948(e) by Mutual Recognition Agreement (MRA) in FCC test. This device is in compliance with Specific Absorption Rate (SAR) for general population/uncontrolled exposure limits (1.6 W/kg) specified in FCC 47 CFR part 2 (2.1093) and ANSI/IEEE C95.1-1992, and had been tested in accordance with the measurement methods and procedures specified in IEEE 1528-2013 and FCC KDB publications.

**Reviewed by: Jason Wang**  
**Report Producer: Daisy Peng**

### 2. Guidance Applied

The Specific Absorption Rate (SAR) testing specification, method, and procedure for this device is in accordance with the following standards:

- FCC 47 CFR Part 2 (2.1093)
- ANSI/IEEE C95.1-1992
- IEEE 1528-2013
- FCC KDB 865664 D01 SAR Measurement 100 MHz to 6 GHz v01r04
- FCC KDB 865664 D02 SAR Reporting v01r02
- FCC KDB 447498 D01 General RF Exposure Guidance v06
- FCC KDB 616217 D04 SAR for laptop and tablets v01r02
- FCC KDB 941225 D01 3G SAR Procedures v03r01
- FCC KDB 941225 D05 SAR for LTE Devices v02r05
- FCC KDB 941225 D05A Rel.10 LTE SAR Test Guidance v01r02



### 3. Equipment Under Test (EUT) Information

#### 3.1 General Information

Product Feature & Specification	
Equipment Name	Notebook Computer
Brand Name	Lenovo
Model Name	TP00110A
FCC ID	2AJN7-TP00110AUC
Integrated WWAN Module	Brand Name: Fibocom Model Name: L860-GL
Integrated NFC Module	Brand Name: FOXCONN Model Name: T77H747
Wireless Technology and Frequency Range	WCDMA Band II: 1852.4 MHz ~ 1907.6 MHz WCDMA Band IV: 1712.4 MHz ~ 1752.6 MHz WCDMA Band V: 826.4 MHz ~ 846.6 MHz LTE Band 2: 1850.7 MHz ~ 1909.3 MHz LTE Band 4: 1710.7 MHz ~ 1754.3 MHz LTE Band 5: 824.7 MHz ~ 848.3 MHz LTE Band 7: 2502.5 MHz ~ 2567.5 MHz LTE Band 12: 699.7 MHz ~ 715.3 MHz LTE Band 13: 779.5 MHz ~ 784.5 MHz LTE Band 14: 790.5 MHz ~ 795.5 MHz LTE Band 17: 706.5 MHz ~ 713.5 MHz LTE Band 25: 1850.7 MHz ~ 1914.3 MHz LTE Band 26: 814.7 MHz ~ 848.3 MHz LTE Band 30: 2307.5 MHz ~ 2312.5 MHz LTE Band 38: 2572.5 MHz ~ 2617.5 MHz LTE Band 41: 2498.5 MHz ~ 2687.5 MHz LTE Band 66: 1710.7 MHz ~ 1779.3 MHz NFC : 13.56 MHz
Mode	RMC 12.2Kbps HSDPA HSUPA DC-HSDPA LTE: QPSK, 16QAM, 64QAM NFC:ASK
EUT Stage	Production Unit
<b>Remark:</b>	
1. For WWAN RF exposure evaluation is selected antenna vendor of "Amphenol" as the main tested and spot check antenna vendor of "Speedwire" to ensure both antenna vendors are compliant.	

WWAN Antenna Information				
Antenna 1	Manufacturer	Amphenol	Peak gain (dbi)	CE:2.05 FCC:2.3
	Part number	LX9865-16-000-C	Type	PIFA
Antenna 2	Manufacturer	SPEEDWIRE	Peak gain (dbi)	CE:1.39 FCC:2.07
	Part number	F.0G.ZV-0008-001-00	Type	PIFA



WLAN Module Information	
Brand Name	Intel
Model Name	9560D2W
Wireless Technology and Frequency Range	WLAN 2.4GHz Band: 2412 MHz ~ 2472 MHz WLAN 5.2GHz Band: 5180 MHz ~ 5240 MHz WLAN 5.3GHz Band: 5260 MHz ~ 5320 MHz WLAN 5.5GHz Band: 5500 MHz ~ 5720 MHz WLAN 5.8GHz Band: 5745 MHz ~ 5825 MHz Bluetooth: 2402 MHz ~ 2480 MHz
Mode	802.11a/b/g/n/ac Bluetooth BR/EDR/LE
<b>Remark:</b> 1. The Intel 9560D2W WLAN/BT module is also integrated into this Lenovo TP00110A, the 2.4GHz/5 GHz WLAN and Bluetooth SAR results are referenced from the report of FCC ID: PD99560D2 (SAR Report No. SAR.20190409), and these SAR results are also used to perform simultaneous transmission analysis.	



**3.2 General LTE SAR Test and Reporting Considerations**

Summarized necessary items addressed in KDB 941225 D05 v02r05																																																															
FCC ID	2AJN7-TP00110AUC																																																														
Equipment Name	Notebook Computer																																																														
Operating Frequency Range of each LTE transmission band	LTE Band 2: 1850.7 MHz ~ 1909.3 MHz LTE Band 4: 1710.7 MHz ~ 1754.3 MHz LTE Band 5: 824.7 MHz ~ 848.3 MHz LTE Band 7: 2502.5 MHz ~ 2567.5 MHz LTE Band 12: 699.7 MHz ~ 715.3 MHz LTE Band 13: 779.5 MHz ~ 784.5 MHz LTE Band 14: 790.5 MHz ~ 795.5 MHz LTE Band 17: 706.5 MHz ~ 713.5 MHz LTE Band 25: 1850.7 MHz ~ 1914.3 MHz LTE Band 26: 814.7 MHz ~ 848.3 MHz LTE Band 30: 2307.5 MHz ~ 2312.5 MHz LTE Band 38: 2572.5 MHz ~ 2617.5 MHz LTE Band 41: 2498.5 MHz ~ 2687.5 MHz LTE Band 66: 1710.7 MHz ~ 1779.3 MHz																																																														
Channel Bandwidth	LTE Band 02: 1.4MHz, 3MHz, 5MHz, 10MHz, 15MHz, 20MHz LTE Band 04: 1.4MHz, 3MHz, 5MHz, 10MHz, 15MHz, 20MHz LTE Band 05: 1.4MHz, 3MHz, 5MHz, 10MHz LTE Band 07: 5MHz, 10MHz, 15MHz, 20MHz LTE Band 12: 1.4MHz, 3MHz, 5MHz, 10MHz LTE Band 13: 5MHz, 10MHz LTE Band 14: 5MHz, 10MHz LTE Band 17: 5MHz, 10MHz LTE Band 25: 1.4MHz, 3MHz, 5MHz, 10MHz, 15MHz, 20MHz LTE Band 26: 1.4MHz, 3MHz, 5MHz, 10MHz, 15MHz LTE Band 30: 5MHz, 10MHz LTE Band 38: 5MHz, 10MHz, 15MHz, 20MHz LTE Band 41: 5MHz, 10MHz, 15MHz, 20MHz LTE Band 66: 1.4MHz, 3MHz, 5MHz, 10MHz, 15MHz, 20MHz																																																														
uplink modulations used	QPSK / 16QAM /64QAM																																																														
LTE Voice / Data requirements	Data only																																																														
LTE MPR permanently built-in by design	<p><b>Table 6.2.3-1: Maximum Power Reduction (MPR) for Power Class 1, 2 and 3</b></p> <table border="1"> <thead> <tr> <th rowspan="2">Modulation</th> <th colspan="6">Channel bandwidth / Transmission bandwidth (N<sub>RB</sub>)</th> <th rowspan="2">MPR (dB)</th> </tr> <tr> <th>1.4 MHz</th> <th>3.0 MHz</th> <th>5 MHz</th> <th>10 MHz</th> <th>15 MHz</th> <th>20 MHz</th> </tr> </thead> <tbody> <tr> <td>QPSK</td> <td>&gt; 5</td> <td>&gt; 4</td> <td>&gt; 8</td> <td>&gt; 12</td> <td>&gt; 16</td> <td>&gt; 18</td> <td>≤ 1</td> </tr> <tr> <td>16 QAM</td> <td>≤ 5</td> <td>≤ 4</td> <td>≤ 8</td> <td>≤ 12</td> <td>≤ 16</td> <td>≤ 18</td> <td>≤ 1</td> </tr> <tr> <td>16 QAM</td> <td>&gt; 5</td> <td>&gt; 4</td> <td>&gt; 8</td> <td>&gt; 12</td> <td>&gt; 16</td> <td>&gt; 18</td> <td>≤ 2</td> </tr> <tr> <td>64 QAM</td> <td>≤ 5</td> <td>≤ 4</td> <td>≤ 8</td> <td>≤ 12</td> <td>≤ 16</td> <td>≤ 18</td> <td>≤ 2</td> </tr> <tr> <td>64 QAM</td> <td>&gt; 5</td> <td>&gt; 4</td> <td>&gt; 8</td> <td>&gt; 12</td> <td>&gt; 16</td> <td>&gt; 18</td> <td>≤ 3</td> </tr> <tr> <td>256 QAM</td> <td colspan="6">≥ 1</td> <td>≤ 5</td> </tr> </tbody> </table>	Modulation	Channel bandwidth / Transmission bandwidth (N <sub>RB</sub> )						MPR (dB)	1.4 MHz	3.0 MHz	5 MHz	10 MHz	15 MHz	20 MHz	QPSK	> 5	> 4	> 8	> 12	> 16	> 18	≤ 1	16 QAM	≤ 5	≤ 4	≤ 8	≤ 12	≤ 16	≤ 18	≤ 1	16 QAM	> 5	> 4	> 8	> 12	> 16	> 18	≤ 2	64 QAM	≤ 5	≤ 4	≤ 8	≤ 12	≤ 16	≤ 18	≤ 2	64 QAM	> 5	> 4	> 8	> 12	> 16	> 18	≤ 3	256 QAM	≥ 1						≤ 5
Modulation	Channel bandwidth / Transmission bandwidth (N <sub>RB</sub> )						MPR (dB)																																																								
	1.4 MHz	3.0 MHz	5 MHz	10 MHz	15 MHz	20 MHz																																																									
QPSK	> 5	> 4	> 8	> 12	> 16	> 18	≤ 1																																																								
16 QAM	≤ 5	≤ 4	≤ 8	≤ 12	≤ 16	≤ 18	≤ 1																																																								
16 QAM	> 5	> 4	> 8	> 12	> 16	> 18	≤ 2																																																								
64 QAM	≤ 5	≤ 4	≤ 8	≤ 12	≤ 16	≤ 18	≤ 2																																																								
64 QAM	> 5	> 4	> 8	> 12	> 16	> 18	≤ 3																																																								
256 QAM	≥ 1						≤ 5																																																								
LTE A-MPR	In the base station simulator configuration, Network Setting value is set to NS_01 to disable A-MPR during SAR testing and the LTE SAR tests was transmitting on all TTI frames (Maximum TTI)																																																														
Spectrum plots for RB configuration	A properly configured base station simulator was used for the SAR and power measurement; therefore, spectrum plots for each RB allocation and offset configuration are not included in the SAR report.																																																														
Power reduction applied to satisfy SAR compliance	Yes, Proximity Sensor and G-sensor																																																														
LTE Carrier Aggregation Combinations	Inter-Band and Intra-Band possible combinations and the detail power measurement please referred to section 11.																																																														
LTE Carrier Aggregation Additional Information	This device supports maximum of 5 carriers in the downlink. Additional following LTE Release features are not supported: Relay, HetNet, Enhanced MIMO, eICI, WiFi Offloading, MDH, eMBMA, Cross-Carrier Scheduling, Enhanced SC-FDMA.																																																														



Transmission (H, M, L) channel numbers and frequencies in each LTE band												
LTE Band 2												
	Bandwidth 1.4 MHz		Bandwidth 3 MHz		Bandwidth 5 MHz		Bandwidth 10 MHz		Bandwidth 15 MHz		Bandwidth 20 MHz	
	Ch. #	Freq. (MHz)	Ch. #	Freq. (MHz)	Ch. #	Freq. (MHz)	Ch. #	Freq. (MHz)	Ch. #	Freq. (MHz)	Ch. #	Freq. (MHz)
L	18607	1850.7	18615	1851.5	18625	1852.5	18650	1855	18675	1857.5	18700	1860
M	18900	1880	18900	1880	18900	1880	18900	1880	18900	1880	18900	1880
H	19193	1909.3	19185	1908.5	19175	1907.5	19150	1905	19125	1902.5	19100	1900
LTE Band 4												
	Bandwidth 1.4 MHz		Bandwidth 3 MHz		Bandwidth 5 MHz		Bandwidth 10 MHz		Bandwidth 15 MHz		Bandwidth 20 MHz	
	Ch. #	Freq. (MHz)	Ch. #	Freq. (MHz)	Ch. #	Freq. (MHz)	Ch. #	Freq. (MHz)	Ch. #	Freq. (MHz)	Ch. #	Freq. (MHz)
L	19957	1710.7	19965	1711.5	19975	1712.5	20000	1715	20025	1717.5	20050	1720
M	20175	1732.5	20175	1732.5	20175	1732.5	20175	1732.5	20175	1732.5	20175	1732.5
H	20393	1754.3	20385	1753.5	20375	1752.5	20350	1750	20325	1747.5	20300	1745
LTE Band 5												
	Bandwidth 1.4 MHz		Bandwidth 3 MHz		Bandwidth 5 MHz		Bandwidth 10 MHz					
	Ch. #	Freq. (MHz)	Ch. #	Freq. (MHz)	Ch. #	Freq. (MHz)	Ch. #	Freq. (MHz)	Ch. #	Freq. (MHz)	Ch. #	Freq. (MHz)
L	20407	824.7	20415	825.5	20425	826.5	20450	829				
M	20525	836.5	20525	836.5	20525	836.5	20525	836.5	20525	836.5	20525	836.5
H	20643	848.3	20635	847.5	20625	846.5	20600	844				
LTE Band 7												
	Bandwidth 5 MHz		Bandwidth 10 MHz		Bandwidth 15 MHz		Bandwidth 20 MHz					
	Ch. #	Freq. (MHz)	Ch. #	Freq. (MHz)	Ch. #	Freq. (MHz)	Ch. #	Freq. (MHz)	Ch. #	Freq. (MHz)	Ch. #	Freq. (MHz)
L	20775	2502.5	20800	2505	20825	2507.5	20850	2510				
M	21100	2535	21100	2535	21100	2535	21100	2535				
H	21425	2567.5	21400	2565	21375	2562.5	21350	2560				
LTE Band 12												
	Bandwidth 1.4 MHz		Bandwidth 3 MHz		Bandwidth 5 MHz		Bandwidth 10 MHz					
	Ch. #	Freq. (MHz)	Ch. #	Freq. (MHz)	Ch. #	Freq. (MHz)	Ch. #	Freq. (MHz)	Ch. #	Freq. (MHz)	Ch. #	Freq. (MHz)
L	23017	699.7	23025	700.5	23035	701.5	23060	704				
M	23095	707.5	23095	707.5	23095	707.5	23095	707.5				
H	23173	715.3	23165	714.5	23155	713.5	23130	711				
LTE Band 13												
	Bandwidth 5 MHz				Bandwidth 10 MHz							
	Channel #		Freq.(MHz)		Channel #		Freq.(MHz)		Channel #		Freq.(MHz)	
L	23205		779.5		23230		782					
M	23230		782		23230		782					
H	23255		784.5		23230		782					
LTE Band 14												
	Bandwidth 5 MHz				Bandwidth 10 MHz							
	Channel #		Channel #		Channel #		Freq.(MHz)		Channel #		Freq.(MHz)	
L	23305		790.5		23330		793					
M	23330		793		23330		793					
H	23355		795.5		23330		793					
LTE Band 17												
	Bandwidth 5 MHz				Bandwidth 10 MHz							
	Channel #		Freq.(MHz)		Channel #		Freq. (MHz)		Channel #		Freq. (MHz)	
L	23755		706.5		23780		709					
M	23790		710		23790		710					
H	23825		713.5		23800		711					





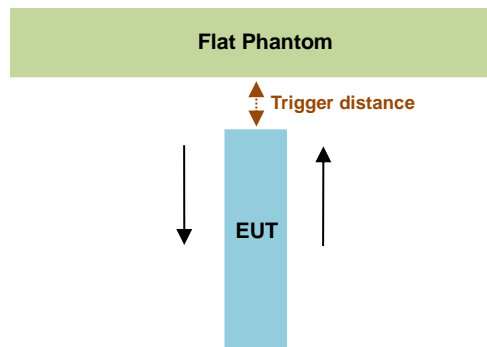
LTE Band 25												
	Bandwidth 1.4 MHz		Bandwidth 3 MHz		Bandwidth 5 MHz		Bandwidth 10 MHz		Bandwidth 15 MHz		Bandwidth 20 MHz	
	Ch. #	Freq. (MHz)	Ch. #	Freq. (MHz)	Ch. #	Freq. (MHz)	Ch. #	Freq. (MHz)	Ch. #	Freq. (MHz)	Ch. #	Freq. (MHz)
L	26047	1850.7	26055	1851.5	26065	1852.5	26090	1855	26115	1857.5	26140	1860
M	26340	1880	26340	1880	26340	1880	26340	1880	26340	1880	26340	1880
H	26683	1914.3	26675	1913.5	26665	1912.5	26640	1910	26615	1907.5	26590	1905
LTE Band 26												
	Bandwidth 1.4 MHz		Bandwidth 3 MHz		Bandwidth 5 MHz		Bandwidth 10 MHz		Bandwidth 15 MHz			
	Ch. #	Freq. (MHz)	Ch. #	Freq. (MHz)	Ch. #	Freq. (MHz)	Ch. #	Freq. (MHz)	Ch. #	Freq. (MHz)	Ch. #	Freq. (MHz)
L	26697	814.7	26705	815.5	26715	816.5	26740	819	26765	821.5		
M	26865	831.5	26865	831.5	26865	831.5	26865	831.5	26865	831.5	26865	831.5
H	27033	848.3	27025	847.5	27015	846.5	26990	844	26965	841.5		
LTE Band 30												
	Bandwidth 5 MHz					Bandwidth 10 MHz						
	Channel #		Freq.(MHz)			Channel #		Freq.(MHz)				
L	27685		2307.5			27710		2310				
M	27710		2310									
H	27735		2312.5									
LTE Band 38												
	Bandwidth 5 MHz		Bandwidth 10 MHz		Bandwidth 15 MHz		Bandwidth 20 MHz					
	Ch. #	Freq. (MHz)	Ch. #	Freq. (MHz)	Ch. #	Freq. (MHz)	Ch. #	Freq. (MHz)	Ch. #	Freq. (MHz)	Ch. #	Freq. (MHz)
L	37775	2572.5	37800	2575	37825	2577.5	37850	2580				
M	38000	2595	38000	2595	38000	2595	38000	2595	38000	2595		
H	38225	2617.5	38200	2615	38175	2612.5	38150	2610				
LTE Band 41												
	Bandwidth 5 MHz		Bandwidth 10 MHz		Bandwidth 15 MHz		Bandwidth 20 MHz					
	Ch. #	Freq. (MHz)	Ch. #	Freq. (MHz)	Ch. #	Freq. (MHz)	Ch. #	Freq. (MHz)	Ch. #	Freq. (MHz)	Ch. #	Freq. (MHz)
L	39675	2498.5	39700	2501	39725	2503.5	39750	2506				
L	40148	2545.8	40160	2547	40173	2548.3	40185	2549.5				
M	40620	2593	40620	2593	40620	2593	40620	2593				
H	41093	2640.3	41080	2639	41068	2637.8	41055	2636.5				
H	41565	2687.5	41540	2685	41515	2682.5	41490	2680				
LTE Band 66												
	Bandwidth 1.4 MHz		Bandwidth 3 MHz		Bandwidth 5 MHz		Bandwidth 10 MHz		Bandwidth 15 MHz		Bandwidth 20 MHz	
	Ch. #	Freq. (MHz)	Ch. #	Freq. (MHz)	Ch. #	Freq. (MHz)	Ch. #	Freq. (MHz)	Ch. #	Freq. (MHz)	Ch. #	Freq. (MHz)
L	131979	1710.7	131987	1711.5	131997	1712.5	132022	1715	132047	1717.5	132072	1720
M	132322	1745	132322	1745	132322	1745	132322	1745	132322	1745	132322	1745
H	132665	1779.3	132657	1778.5	132647	1777.5	132622	1775	132597	1772.5	132572	1770

### 4. Proximity Sensor Triggering Test

**<Proximity Sensor Triggering Distance (KDB 616217 D04 section 6.2)>:**

Proximity sensor triggering distance testing was performed according to the procedures outlined in KDB 616217 D04 section 6.2, and EUT moving further away from the flat phantom and EUT moving toward the flat phantom were both assessed. The details are illustrated in the exhibit “P-Sensor operational description”, and the shortest triggering distances were reported and used for SAR assessment.

In the preliminary triggering distance testing, the tissue-equivalent medium for different frequency bands were used for verification; no other frequency bands tissue-equivalent medium was found to result in shortest triggering distance than that for 1900MHz, and the tissue-equivalent medium for 1900MHz was used for formal proximity sensor triggering testing.



Proximity Sensor Trigger Distance (mm)								
Position	Bottom of Laptop		Bottom Face		Edge 1		Edge 4	
Position	Moving towards	Moving away	Moving towards	Moving away	Moving towards	Moving away	Moving towards	Moving away
Minimum	21	22	31	34	22	27	15	15

**<Proximity Sensor Triggering Coverage (KDB 616217 D04 section 6.3)>:**

If a sensor is spatially offset from the antenna(s), it is necessary to verify sensor triggering for conditions where the antenna is next to the user but the sensor is laterally further away to ensure sensor coverage is sufficient for reducing the power to maintain compliance. For p-sensor coverage testing, the device is moved and “along the direction of maximum antenna and sensor offset”.

Illustrated in the internal photo exhibit, although the sensor is spatially offset, there is no trigger condition where the antenna is next to the user but the sensor is laterally further away, therefore proximity sensor coverage testing is not required.

This procedure is not required because antenna and sensor are collocated and the peak SAR location is overlapping with the sensor.



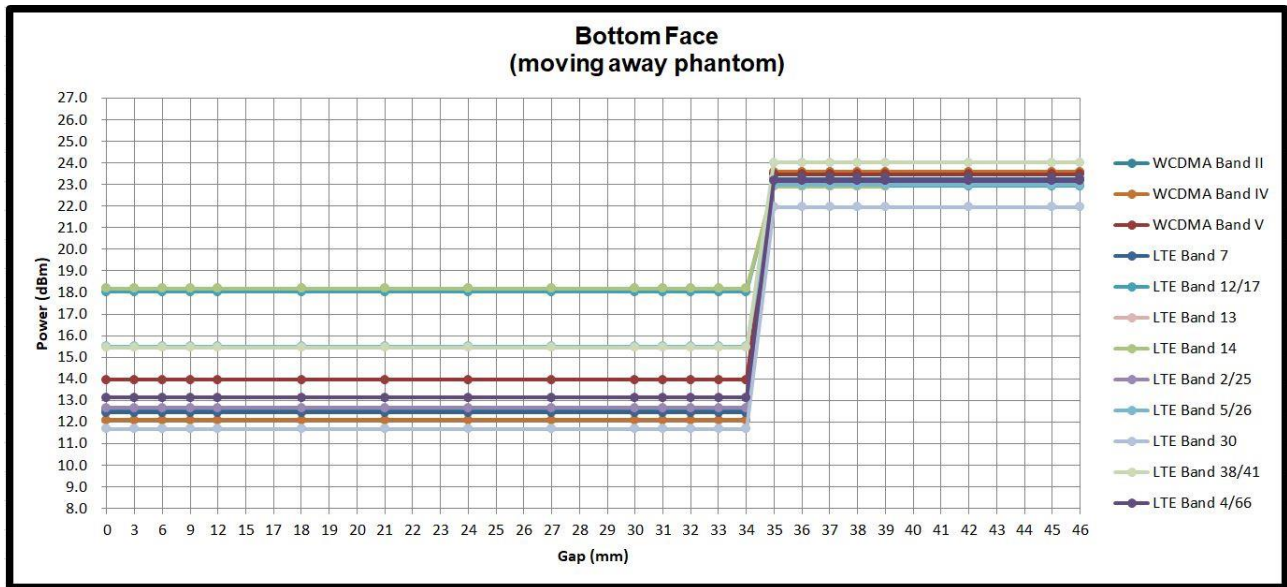
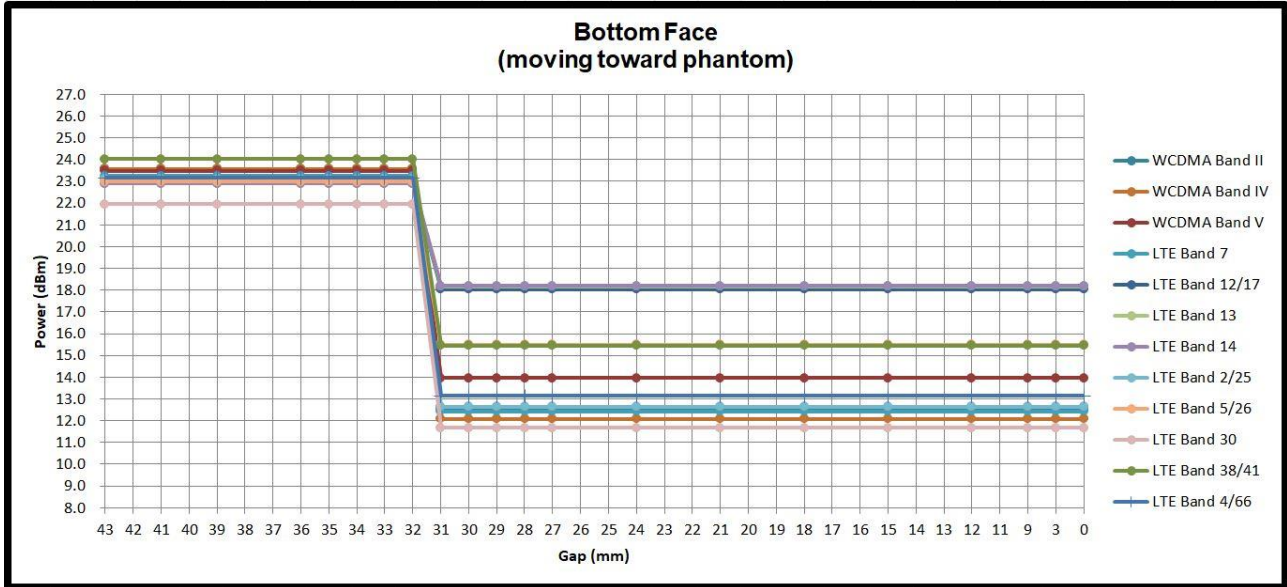
Proximity sensor power reduction

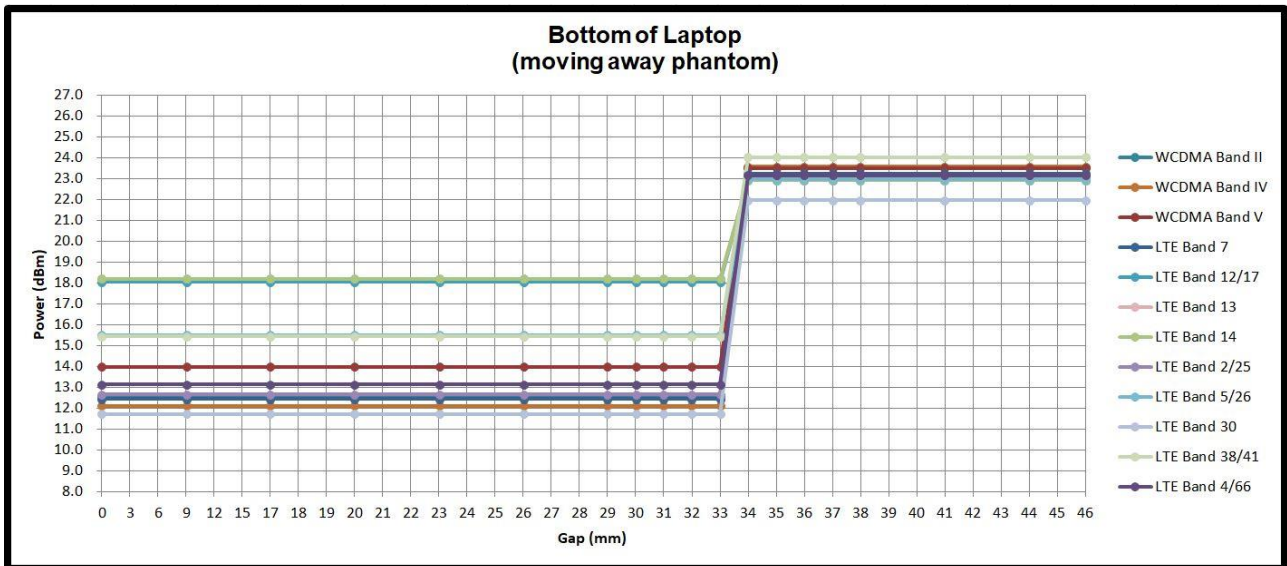
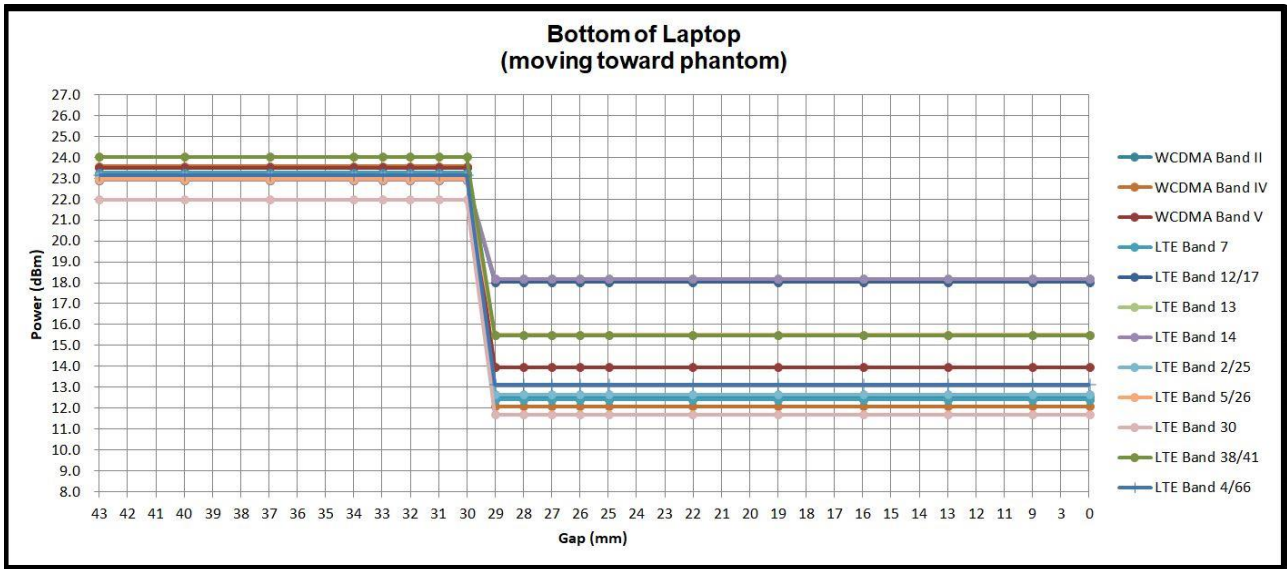
Exposure Position / wireless mode	Bottom Face/ Edge1/Edge4/ Bottom of Laptop <sup>(1)</sup>
WCDMA Band V	10.0 dB
WCDMA Band II	11.5 dB
WCDMA Band IV	11.5 dB
LTE Band 2	10.5 dB
LTE Band 4	10.0 dB
LTE Band 5	9.0 dB
LTE Band 7	10.5 dB
LTE Band 12	5.0 dB
LTE Band 13	5.0 dB
LTE Band 14	5.0 dB
LTE Band 17	5.0 dB
LTE Band 25	10.5 dB
LTE Band 26	9.0 dB
LTE Band 30	10.0 dB
LTE Band 38	7.5 dB
LTE Band 41	8.5 dB
LTE Band 66	10.0 dB

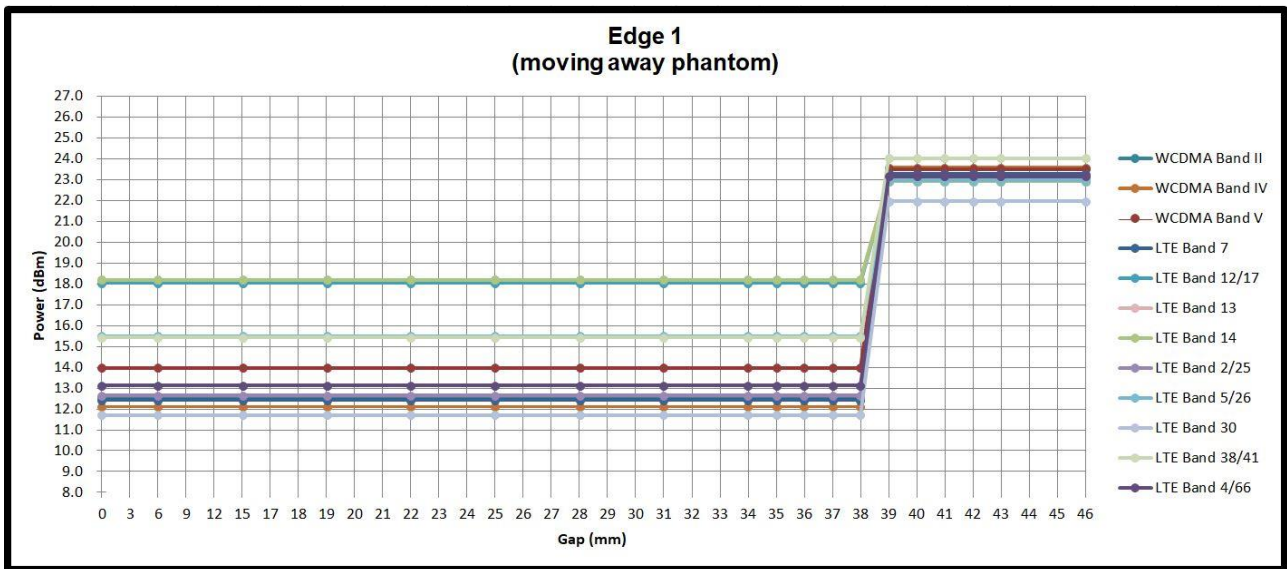
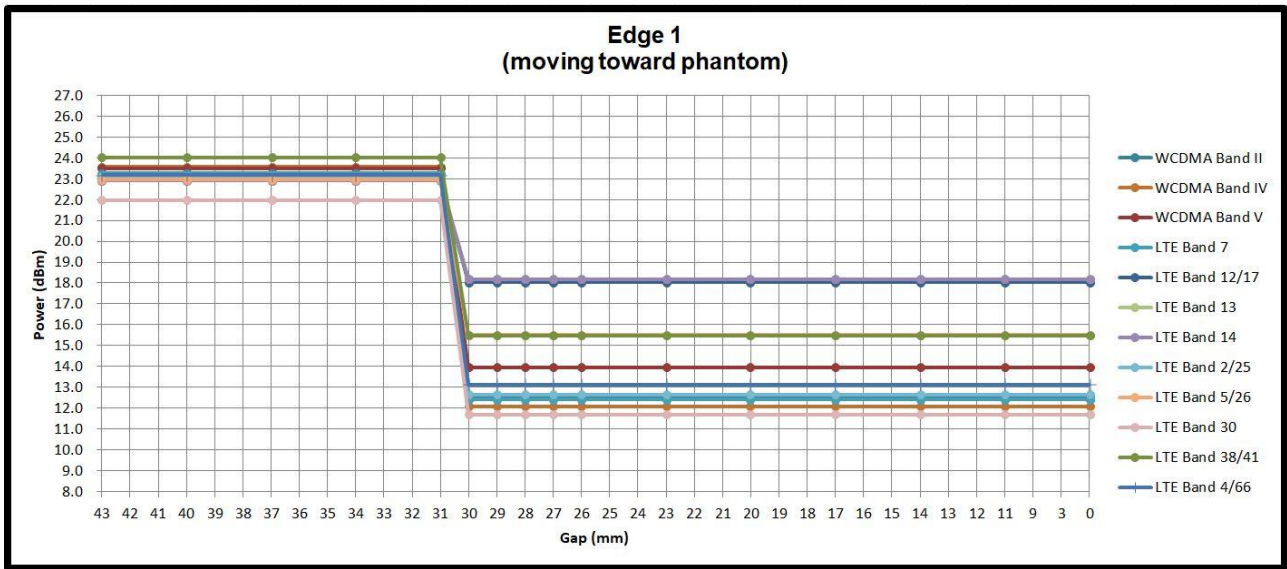
**Remark:**

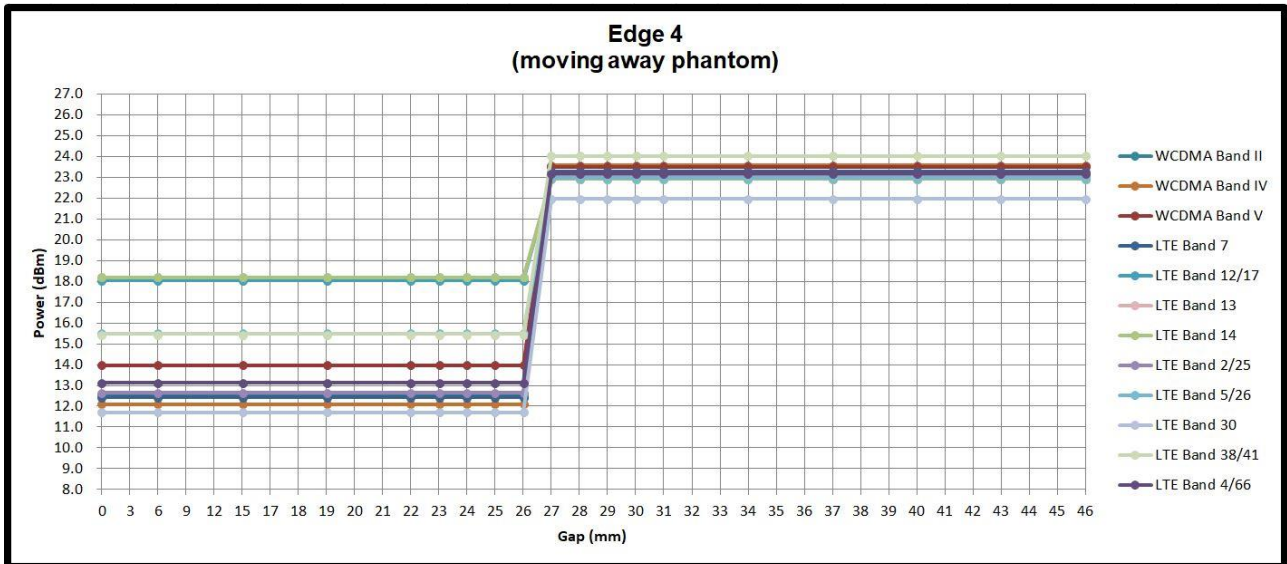
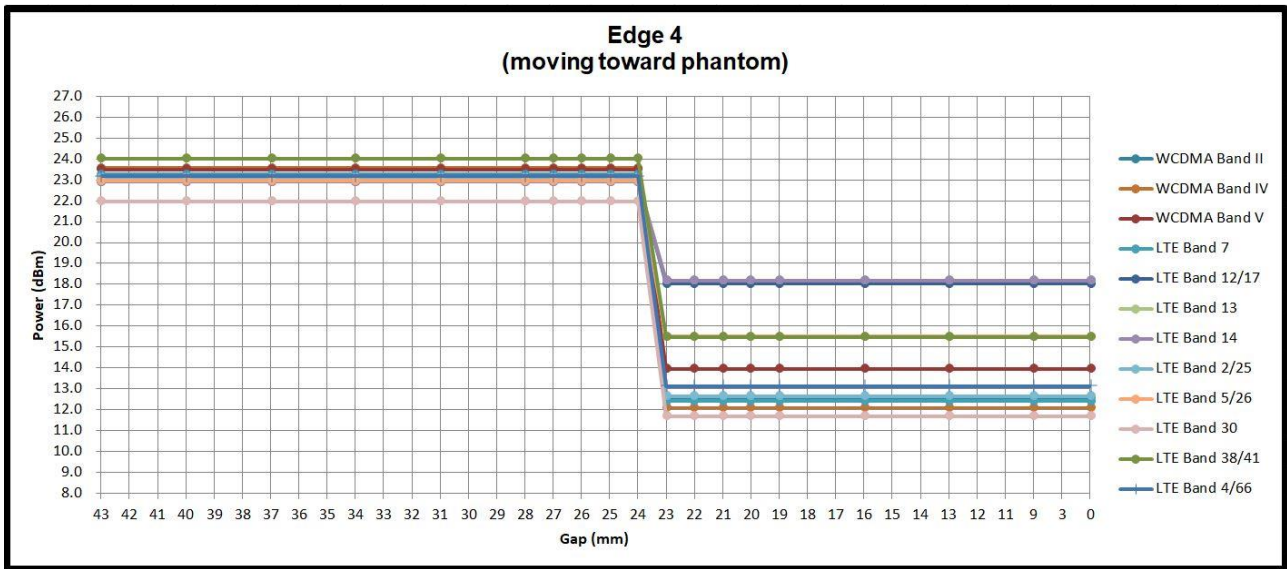
- <sup>(1)</sup>: Reduced maximum limit applied by activation of proximity sensor and G-Sensor
- Power reduction is not applicable for WLAN and Bluetooth.
- Tests were performed in accordance with KDB 616217 D04 section 6.1, 6.2, 6.3, 6.4 and 6.5 and compliant results are shown and described in exhibit "P-Sensor operational description"
- For verification of compliance of power reduction scheme, additional SAR testing with EUT transmitting at full RF power at a conservative trigger distance -1mm was performed:
  - Bottom of Laptop: [20 mm](#)
  - Bottom Face: [30 mm](#)
  - Edge 1: [6 mm](#)
  - Edge 4: [10 mm](#)
  - .

<Sensor triggers distance V.S Measure power>











**5. RF Exposure Limits**

**5.1 Uncontrolled Environment**

Uncontrolled Environments are defined as locations where there is the exposure of individuals who have no knowledge or control of their exposure. The general population/uncontrolled exposure limits are applicable to situations in which the general public may be exposed or in which persons who are exposed as a consequence of their employment may not be made fully aware of the potential for exposure or cannot exercise control over their exposure. Members of the general public would come under this category when exposure is not employment-related; for example, in the case of a wireless transmitter that exposes persons in its vicinity.

**5.2 Controlled Environment**

Controlled Environments are defined as locations where there is exposure that may be incurred by persons who are aware of the potential for exposure, (i.e. as a result of employment or occupation). In general, occupational/controlled exposure limits are applicable to situations in which persons are exposed as a consequence of their employment, who have been made fully aware of the potential for exposure and can exercise control over their exposure. The exposure category is also applicable when the exposure is of a transient nature due to incidental passage through a location where the exposure levels may be higher than the general population/uncontrolled limits, but the exposed person is fully aware of the potential for exposure and can exercise control over his or her exposure by leaving the area or by some other appropriate means.

**Limits for Occupational/Controlled Exposure (W/kg)**

Whole-Body	Partial-Body	Hands, Wrists, Feet and Ankles
0.4	8.0	20.0

**Limits for General Population/Uncontrolled Exposure (W/kg)**

Whole-Body	Partial-Body	Hands, Wrists, Feet and Ankles
0.08	1.6	4.0

1. Whole-Body SAR is averaged over the entire body, partial-body SAR is averaged over any 1gram of tissue defined as a tissue volume in the shape of a cube. SAR for hands, wrists, feet and ankles is averaged over any 10 grams of tissue defined as a tissue volume in the shape of a cube.



## **6. Specific Absorption Rate (SAR)**

### **6.1 Introduction**

SAR is related to the rate at which energy is absorbed per unit mass in an object exposed to a radio field. The SAR distribution in a biological body is complicated and is usually carried out by experimental techniques or numerical modeling. The standard recommends limits for two tiers of groups, occupational/controlled and general population/uncontrolled, based on a person's awareness and ability to exercise control over his or her exposure. In general, occupational/controlled exposure limits are higher than the limits for general population/uncontrolled.

### **6.2 SAR Definition**

The SAR definition is the time derivative (rate) of the incremental energy (dW) absorbed by (dissipated in) an incremental mass (dm) contained in a volume element (dv) of a given density ( $\rho$ ). The equation description is as below:

$$SAR = \frac{d}{dt} \left( \frac{dW}{dm} \right) = \frac{d}{dt} \left( \frac{dW}{\rho dv} \right)$$

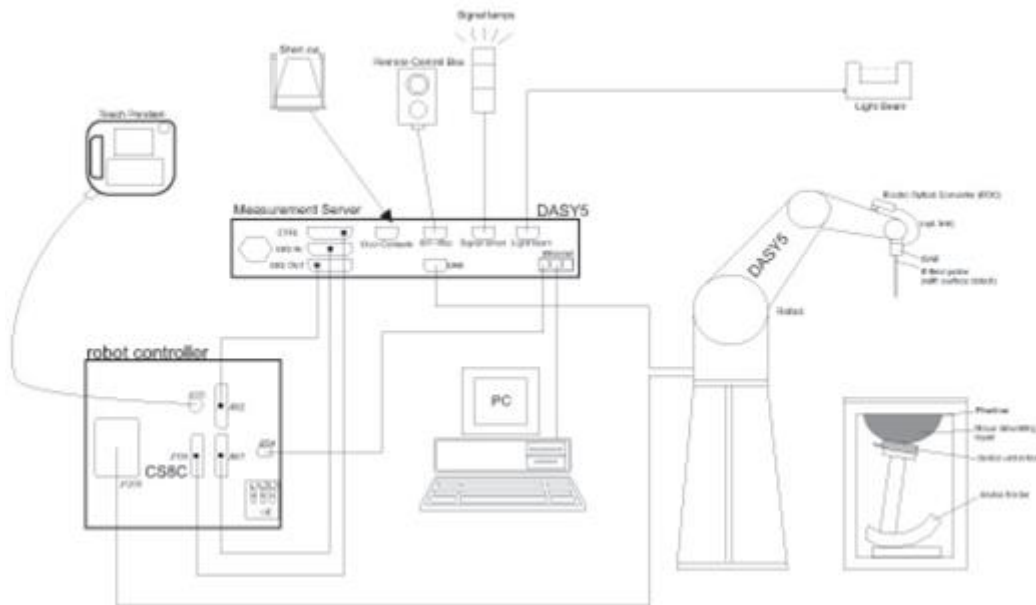
SAR is expressed in units of Watts per kilogram (W/kg)

$$SAR = \frac{\sigma |E|^2}{\rho}$$

Where:  $\sigma$  is the conductivity of the tissue,  $\rho$  is the mass density of the tissue and E is the RMS electrical field strength.

## 7. System Description and Setup

The DASY system used for performing compliance tests consists of the following items:




- A standard high precision 6-axis robot with controller, teach pendant and software. An arm extension for accommodating the data acquisition electronics (DAE).
- An isotropic Field probe optimized and calibrated for the targeted measurement.
- A data acquisition electronics (DAE) which performs the signal amplification, signal multiplexing, AD-conversion, offset measurements, mechanical surface detection, collision detection, etc. The unit is battery powered with standard or rechargeable batteries. The signal is optically transmitted to the EOC.
- The Electro-optical converter (EOC) performs the conversion from optical to electrical signals for the digital communication to the DAE. To use optical surface detection, a special version of the EOC is required. The EOC signal is transmitted to the measurement server.
- The function of the measurement server is to perform the time critical tasks such as signal filtering, control of the robot operation and fast movement interrupts.
- The Light Beam used is for probe alignment. This improves the (absolute) accuracy of the probe positioning.
- A computer running WinXP or Win7 and the DASY5 software.
- Remote control and teach pendant as well as additional circuitry for robot safety such as warning lamps, etc.
- The phantom, the device holder and other accessories according to the targeted measurement.


**7.1 E-Field Probe**

The SAR measurement is conducted with the dosimetric probe (manufactured by SPEAG).The probe is specially designed and calibrated for use in liquid with high permittivity. The dosimetric probe has special calibration in liquid at different frequency. This probe has a built in optical surface detection system to prevent from collision with phantom.

**<ES3DV3 Probe>**

<b>Construction</b>	Symmetric design with triangular core Interleaved sensors Built-in shielding against static charges PEEK enclosure material (resistant to organic solvents, e.g., DGBE)	
<b>Frequency</b>	10 MHz – 4 GHz; Linearity: $\pm 0.2$ dB (30 MHz – 4 GHz)	
<b>Directivity</b>	$\pm 0.2$ dB in TSL (rotation around probe axis) $\pm 0.3$ dB in TSL (rotation normal to probe axis)	
<b>Dynamic Range</b>	5 $\mu$ W/g – >100 mW/g; Linearity: $\pm 0.2$ dB	
<b>Dimensions</b>	Overall length: 337 mm (tip: 20 mm) Tip diameter: 3.9 mm (body: 12 mm) Distance from probe tip to dipole centers: 3.0 mm	


**<EX3DV4 Probe>**

<b>Construction</b>	Symmetric design with triangular core Built-in shielding against static charges PEEK enclosure material (resistant to organic solvents, e.g., DGBE)	
<b>Frequency</b>	10 MHz – >6 GHz Linearity: $\pm 0.2$ dB (30 MHz – 6 GHz)	
<b>Directivity</b>	$\pm 0.3$ dB in TSL (rotation around probe axis) $\pm 0.5$ dB in TSL (rotation normal to probe axis)	
<b>Dynamic Range</b>	10 $\mu$ W/g – >100 mW/g Linearity: $\pm 0.2$ dB (noise: typically <1 $\mu$ W/g)	
<b>Dimensions</b>	Overall length: 337 mm (tip: 20 mm) Tip diameter: 2.5 mm (body: 12 mm) Typical distance from probe tip to dipole centers: 1 mm	

**7.2 Data Acquisition Electronics (DAE)**

The data acquisition electronics (DAE) consists of a highly sensitive electrometer-grade preamplifier with auto-zeroing, a channel and gain-switching multiplexer, a fast 16 bit AD-converter and a command decoder and control logic unit. Transmission to the measurement server is accomplished through an optical downlink for data and status information as well as an optical uplink for commands and the clock.


The input impedance of the DAE is 200 MOhm; the inputs are symmetrical and floating. Common mode rejection is above 80 dB.



**Fig 5.1 Photo of DAE**


**7.3 Phantom**

**<SAM Twin Phantom>**

<b>Shell Thickness</b>	2 ± 0.2 mm; Center ear point: 6 ± 0.2 mm	
<b>Filling Volume</b>	Approx. 25 liters	
<b>Dimensions</b>	Length: 1000 mm; Width: 500 mm; Height: adjustable feet	
<b>Measurement Areas</b>	Left Hand, Right Hand, Flat Phantom	

The bottom plate contains three pair of bolts for locking the device holder. The device holder positions are adjusted to the standard measurement positions in the three sections. A white cover is provided to tap the phantom during off-periods to prevent water evaporation and changes in the liquid parameters. On the phantom top, three reference markers are provided to identify the phantom position with respect to the robot.

**<ELI Phantom>**

<b>Shell Thickness</b>	2 ± 0.2 mm (sagging: <1%)	
<b>Filling Volume</b>	Approx. 30 liters	
<b>Dimensions</b>	Major ellipse axis: 600 mm Minor axis: 400 mm	

The ELI phantom is intended for compliance testing of handheld and body-mounted wireless devices in the frequency range of 30 MHz to 6 GHz. ELI4 is fully compatible with standard and all known tissue simulating liquids.

## **7.4 Device Holder**

### **<Mounting Device for Hand-Held Transmitter>**

In combination with the Twin SAM V5.0/V5.0c or ELI phantoms, the Mounting Device for Hand-Held Transmitters enables rotation of the mounted transmitter device to specified spherical coordinates. At the heads, the rotation axis is at the ear opening. Transmitter devices can be easily and accurately positioned according to IEC 62209-1, IEEE 1528, FCC, or other specifications. The device holder can be locked for positioning at different phantom sections (left head, right head, flat). And upgrade kit to Mounting Device to enable easy mounting of wider devices like big smart-phones, e-books, small tablets, etc. It holds devices with width up to 140 mm.



Mounting Device for Hand-Held Transmitters



Mounting Device Adaptor for Wide-Phones

### **<Mounting Device for Laptops and other Body-Worn Transmitters>**

The extension is lightweight and made of POM, acrylic glass and foam. It fits easily on the upper part of the mounting device in place of the phone positioned. The extension is fully compatible with the SAM Twin and ELI phantoms.



Mounting Device for Laptops

## **8. Measurement Procedures**

The measurement procedures are as follows:

### <Conducted power measurement>

- (a) For WWAN power measurement, use base station simulator to configure EUT WWAN transmission in conducted connection with RF cable, at maximum power in each supported wireless interface and frequency band.
- (b) Read the WWAN RF power level from the base station simulator.
- (c) For WLAN/BT power measurement, use engineering software to configure EUT WLAN/BT continuously transmission, at maximum RF power in each supported wireless interface and frequency band
- (d) Connect EUT RF port through RF cable to the power meter, and measure WLAN/BT output power

### <SAR measurement>

- (a) Use base station simulator to configure EUT WWAN transmission in radiated connection, and engineering software to configure EUT WLAN/BT continuously transmission, at maximum RF power, in the highest power channel.
- (b) Place the EUT in the positions as Appendix D demonstrates.
- (c) Set scan area, grid size and other setting on the DASY software.
- (d) Measure SAR results for the highest power channel on each testing position.
- (e) Find out the largest SAR result on these testing positions of each band
- (f) Measure SAR results for other channels in worst SAR testing position if the reported SAR of highest power channel is larger than 0.8 W/kg

According to the test standard, the recommended procedure for assessing the peak spatial-average SAR value consists of the following steps:

- (a) Power reference measurement
- (b) Area scan
- (c) Zoom scan
- (d) Power drift measurement

### **8.1 Spatial Peak SAR Evaluation**

The procedure for spatial peak SAR evaluation has been implemented according to the test standard. It can be conducted for 1g and 10g, as well as for user-specific masses. The DASY software includes all numerical procedures necessary to evaluate the spatial peak SAR value.

The base for the evaluation is a "cube" measurement. The measured volume must include the 1g and 10g cubes with the highest averaged SAR values. For that purpose, the center of the measured volume is aligned to the interpolated peak SAR value of a previously performed area scan.

The entire evaluation of the spatial peak values is performed within the post-processing engine (SEMCAD). The system always gives the maximum values for the 1g and 10g cubes. The algorithm to find the cube with highest averaged SAR is divided into the following stages:

- (a) Extraction of the measured data (grid and values) from the Zoom Scan
- (b) Calculation of the SAR value at every measurement point based on all stored data (A/D values and measurement parameters)
- (c) Generation of a high-resolution mesh within the measured volume
- (d) Interpolation of all measured values from the measurement grid to the high-resolution grid
- (e) Extrapolation of the entire 3-D field distribution to the phantom surface over the distance from sensor to surface
- (f) Calculation of the averaged SAR within masses of 1g and 10g

**8.2 Power Reference Measurement**

The Power Reference Measurement and Power Drift Measurements are for monitoring the power drift of the device under test in the batch process. The minimum distance of probe sensors to surface determines the closest measurement point to phantom surface. This distance cannot be smaller than the distance of sensor calibration points to probe tip as defined in the probe properties.

**8.3 Area Scan**

The area scan is used as a fast scan in two dimensions to find the area of high field values, before doing a fine measurement around the hot spot. The sophisticated interpolation routines implemented in DASY software can find the maximum found in the scanned area, within a range of the global maximum. The range (in dB0 is specified in the standards for compliance testing. For example, a 2 dB range is required in IEEE standard 1528 and IEC 62209 standards, whereby 3 dB is a requirement when compliance is assessed in accordance with the ARIB standard (Japan), if only one zoom scan follows the area scan, then only the absolute maximum will be taken as reference. For cases where multiple maximums are detected, the number of zoom scans has to be increased accordingly.

Area scan parameters extracted from FCC KDB 865664 D01v01r04 SAR measurement 100 MHz to 6 GHz.

	≤ 3 GHz	> 3 GHz
Maximum distance from closest measurement point (geometric center of probe sensors) to phantom surface	5 ± 1 mm	$\frac{1}{2} \cdot \delta \cdot \ln(2) \pm 0.5$ mm
Maximum probe angle from probe axis to phantom surface normal at the measurement location	30° ± 1°	20° ± 1°
Maximum area scan spatial resolution: $\Delta x_{Area}, \Delta y_{Area}$	≤ 2 GHz: ≤ 15 mm 2 – 3 GHz: ≤ 12 mm	3 – 4 GHz: ≤ 12 mm 4 – 6 GHz: ≤ 10 mm
	When the x or y dimension of the test device, in the measurement plane orientation, is smaller than the above, the measurement resolution must be ≤ the corresponding x or y dimension of the test device with at least one measurement point on the test device.	

**8.4 Zoom Scan**

Zoom scans are used assess the peak spatial SAR values within a cubic averaging volume containing 1 gram and 10 gram of simulated tissue. The zoom scan measures points (refer to table below) within a cube shoes base faces are centered on the maxima found in a preceding area scan job within the same procedure. When the measurement is done, the zoom scan evaluates the averaged SAR for 1 gram and 10 gram and displays these values next to the job's label.

Zoom scan parameters extracted from FCC KDB 865664 D01v01r04 SAR measurement 100 MHz to 6 GHz.

		≤ 3 GHz	> 3 GHz	
Maximum zoom scan spatial resolution: $\Delta x_{Zoom}, \Delta y_{Zoom}$		$\leq 2$ GHz: $\leq 8$ mm 2 – 3 GHz: $\leq 5$ mm*	3 – 4 GHz: $\leq 5$ mm* 4 – 6 GHz: $\leq 4$ mm*	
Maximum zoom scan spatial resolution, normal to phantom surface	uniform grid: $\Delta z_{Zoom}(n)$	$\leq 5$ mm	3 – 4 GHz: $\leq 4$ mm 4 – 5 GHz: $\leq 3$ mm 5 – 6 GHz: $\leq 2$ mm	
	graded grid	$\Delta z_{Zoom}(1)$ : between 1 <sup>st</sup> two points closest to phantom surface	$\leq 4$ mm	3 – 4 GHz: $\leq 3$ mm 4 – 5 GHz: $\leq 2.5$ mm 5 – 6 GHz: $\leq 2$ mm
		$\Delta z_{Zoom}(n>1)$ : between subsequent points	$\leq 1.5 \cdot \Delta z_{Zoom}(n-1)$	
Minimum zoom scan volume	x, y, z	$\geq 30$ mm	3 – 4 GHz: $\geq 28$ mm 4 – 5 GHz: $\geq 25$ mm 5 – 6 GHz: $\geq 22$ mm	
Note: $\delta$ is the penetration depth of a plane-wave at normal incidence to the tissue medium; see draft standard IEEE P1528-2011 for details. * When zoom scan is required and the <i>reported</i> SAR from the <i>area scan based 1-g SAR estimation</i> procedures of KDB 447498 is $\leq 1.4$ W/kg, $\leq 8$ mm, $\leq 7$ mm and $\leq 5$ mm zoom scan resolution may be applied, respectively, for 2 GHz to 3 GHz, 3 GHz to 4 GHz and 4 GHz to 6 GHz.				

**8.5 Volume Scan Procedures**

The volume scan is used for assess overlapping SAR distributions for antennas transmitting in different frequency bands. It is equivalent to an oversized zoom scan used in standalone measurements. The measurement volume will be used to enclose all the simultaneous transmitting antennas. For antennas transmitting simultaneously in different frequency bands, the volume scan is measured separately in each frequency band. In order to sum correctly to compute the 1g aggregate SAR, the EUT remain in the same test position for all measurements and all volume scan use the same spatial resolution and grid spacing. When all volume scan were completed, the software, SEMCAD postprocessor can combine and subsequently superpose these measurement data to calculating the multiband SAR.

**8.6 Power Drift Monitoring**

All SAR testing is under the EUT install full charged battery and transmit maximum output power. In DASy measurement software, the power reference measurement and power drift measurement procedures are used for monitoring the power drift of EUT during SAR test. Both these procedures measure the field at a specified reference position before and after the SAR testing. The software will calculate the field difference in dB. If the power drifts more than 5%, the SAR will be retested.





**9. Test Equipment List**

Manufacturer	Name of Equipment	Type/Model	Serial Number	Calibration	
				Last Cal.	Due Date
SPEAG	750MHz System Validation Kit	D750V3	1012	Sep. 05, 2018	Sep. 04, 2019
SPEAG	835MHz System Validation Kit	D835V2	499	Sep. 06, 2018	Sep. 05, 2019
SPEAG	1750MHz System Validation Kit	D1750V2	1068	Nov. 19, 2018	Nov. 18, 2019
SPEAG	1900MHz System Validation Kit	D1900V2	5d185	Mar. 07, 2019	Mar. 06, 2020
SPEAG	2300MHz System Validation Kit	D2300V2	1006	Jan. 28, 2019	Jan. 27, 2020
SPEAG	2600MHz System Validation Kit	D2600V2	1008	Aug. 31, 2018	Aug. 30, 2019
SPEAG	Data Acquisition Electronics	DAE4	1399	Nov. 16, 2018	Nov. 15, 2019
SPEAG	Dosimetric E-Field Probe	EX3DV4	3931	Sep. 27, 2018	Sep. 26, 2019
RCPTWN	Thermometer	HTC-1	TM685-1	Nov. 12, 2018	Nov. 11, 2019
RCPTWN	Thermometer	HTC-1	TM560-2	Nov. 12, 2018	Nov. 11, 2019
Anritsu	Radio Communication Analyzer	MT8821C	6201341950	Apr. 17, 2018	Apr. 16, 2019
Agilent	Wireless Communication Test Set	E5515C	MY50266977	May. 21, 2018	May. 20, 2019
SPEAG	Device Holder	N/A	N/A	N/A	N/A
Anritsu	Signal Generator	MG3710A	6201502524	Dec. 11, 2018	Dec. 10, 2019
Agilent	ENA Network Analyzer	E5071C	MY46104758	Sep. 19, 2018	Sep. 18, 2019
SPEAG	Dielectric Probe Kit	DAK-3.5	1126	Sep. 19, 2018	Sep. 18, 2019
LINE SEIKI	Digital Thermometer	DTM3000-spezial	3169	Sep. 11, 2018	Sep. 10, 2019
Anritsu	Power Meter	ML2495A	1419002	May. 18, 2018	May. 17, 2019
Anritsu	Power Sensor	MA2411B	1339124	May. 18, 2018	May. 17, 2019
Anritsu	Power Meter	ML2495A	1240001	Sep. 13, 2018	Sep. 12, 2019
Anritsu	Power Sensor	MA2411B	1207349	Sep. 13, 2018	Sep. 12, 2019
Agilent	Spectrum Analyzer	E4408B	MY44211028	Aug. 28, 2018	Aug. 27, 2019
Anritsu	Spectrum Analyzer	MS2830A	6201396378	Jun. 23, 2018	Jun. 22, 2019
Mini-Circuits	Power Amplifier	ZVE-8G+	070501814	Oct. 08, 2018	Oct. 07, 2019
Mini-Circuits	Power Amplifier	ZVE-8G+	6382	Aug. 09, 2018	Aug. 08, 2019
ATM	Dual Directional Coupler	C122H-10	P610410z-02	Note 1	
Woken	Attenuator 1	WK0602-XX	N/A	Note 1	
PE	Attenuator 2	PE7005-10	N/A	Note 1	
PE	Attenuator 3	PE7005- 3	N/A	Note 1	


**General Note:**

1. Prior to system verification and validation, the path loss from the signal generator to the system check source and the power meter, which includes the amplifier, cable, attenuator and directional coupler, was measured by the network analyzer. The reading of the power meter was offset by the path loss difference between the path to the power meter and the path to the system check source to monitor the actual power level fed to the system check source.


## **10. System Verification**

### **10.1 Tissue Simulating Liquids**

For the measurement of the field distribution inside the SAM phantom with DASY, the phantom must be filled with around 25 liters of homogeneous body tissue simulating liquid. For head SAR testing, the liquid height from the ear reference point (ERP) of the phantom to the liquid top surface is larger than 15 cm, which is shown in Fig. 10.1. For body SAR testing, the liquid height from the center of the flat phantom to the liquid top surface is larger than 15 cm, which is shown in Fig. 10.2.



**Fig 10.1** Photo of Liquid Height for Head SAR



**Fig 10.2** Photo of Liquid Height for Body SAR



**10.2 Tissue Verification**

The following tissue formulations are provided for reference only as some of the parameters have not been thoroughly verified. The composition of ingredients may be modified accordingly to achieve the desired target tissue parameters required for routine SAR evaluation.

Frequency (MHz)	Water (%)	Sugar (%)	Cellulose (%)	Salt (%)	Preventol (%)	DGBE (%)	Conductivity (σ)	Permittivity (εr)
<b>For Head</b>								
750	41.1	57.0	0.2	1.4	0.2	0	0.89	41.9
835	40.3	57.9	0.2	1.4	0.2	0	0.90	41.5
900	40.3	57.9	0.2	1.4	0.2	0	0.97	41.5
1800, 1900, 2000	55.2	0	0	0.3	0	44.5	1.40	40.0
2450	55.0	0	0	0	0	45.0	1.80	39.2
2600	54.8	0	0	0.1	0	45.1	1.96	39.0
<b>For Body</b>								
750	51.7	47.2	0	0.9	0.1	0	0.96	55.5
835	50.8	48.2	0	0.9	0.1	0	0.97	55.2
900	50.8	48.2	0	0.9	0.1	0	1.05	55.0
1800, 1900, 2000	70.2	0	0	0.4	0	29.4	1.52	53.3
2450	68.6	0	0	0	0	31.4	1.95	52.7
2600	68.1	0	0	0.1	0	31.8	2.16	52.5

**Simulating Liquid for 5GHz, Manufactured by SPEAG**

Ingredients	(% by weight)
Water	64~78%
Mineral oil	11~18%
Emulsifiers	9~15%
Additives and Salt	2~3%

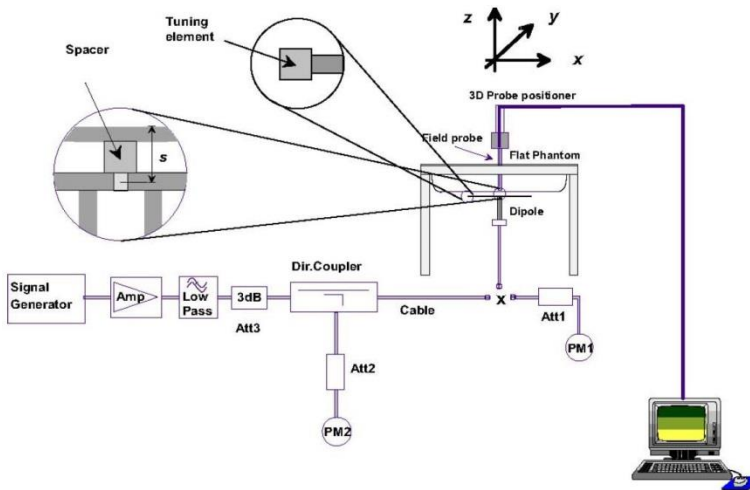
**<Tissue Dielectric Parameter Check Results>**

Frequency (MHz)	Tissue Type	Liquid Temp. (°C)	Conductivity (σ)	Permittivity (εr)	Conductivity Target (σ)	Permittivity Target (εr)	Delta (σ) (%)	Delta (εr) (%)	Limit (%)	Date
750	MSL	22.6	0.957	54.024	0.96	55.50	-0.31	-2.66	±5	2019/4/1
750	MSL	22.4	0.958	55.230	0.96	55.50	-0.21	-0.49	±5	2019/4/2
835	MSL	22.3	0.989	56.869	0.97	55.20	1.96	3.02	±5	2019/3/31
1750	MSL	22.2	1.517	54.061	1.49	53.40	1.81	1.24	±5	2019/3/30
1900	MSL	22.2	1.571	52.505	1.52	53.30	3.36	-1.49	±5	2019/3/24
2300	MSL	22.5	1.808	52.950	1.81	52.90	-0.11	0.09	±5	2019/3/28
2600	MSL	22.5	2.209	51.901	2.16	52.50	2.27	-1.14	±5	2019/3/28
2600	MSL	22.7	2.220	52.029	2.16	52.50	2.78	-0.90	±5	2019/3/29

**10.3 System Performance Check Results**

Comparing to the original SAR value provided by SPEAG, the verification data should be within its specification of 10 %. Below table shows the target SAR and measured SAR after normalized to 1W input power. The table below indicates the system performance check can meet the variation criterion and the plots can be referred to Appendix A of this report.

Date	Frequency (MHz)	Tissue Type	Input Power (mW)	Dipole S/N	Probe S/N	DAE S/N	Measured 1g SAR (W/kg)	Targeted 1g SAR (W/kg)	Normalized 1g SAR (W/kg)	Deviation (%)
2019/4/1	750	MSL	250	D750V3-1012	EX3DV4 - SN3931	DAE4 Sn1399	2.24	8.76	8.96	2.28
2019/4/2	750	MSL	250	D750V3-1012	EX3DV4 - SN3931	DAE4 Sn1399	2.24	8.76	8.96	2.28
2019/3/31	835	MSL	250	D835V2-499	EX3DV4 - SN3931	DAE4 Sn1399	2.46	9.82	9.84	0.20
2019/3/30	1750	MSL	250	D1750V2-1068	EX3DV4 - SN3931	DAE4 Sn1399	9.82	37.00	39.28	6.16
2019/3/24	1900	MSL	250	D1900V2-5d185	EX3DV4 - SN3931	DAE4 Sn1399	10.50	40.10	42	4.74
2019/3/28	2300	MSL	250	D2300V2-1006	EX3DV4 - SN3931	DAE4 Sn1399	12.10	47.20	48.4	2.54
2019/3/28	2600	MSL	250	D2600V2-1008	EX3DV4 - SN3931	DAE4 Sn1399	13.60	55.30	54.4	-1.63
2019/3/29	2600	MSL	250	D2600V2-1008	EX3DV4 - SN3931	DAE4 Sn1399	13.10	55.30	52.4	-5.24



**Fig 8.3.1 System Performance Check Setup**



**Fig 8.3.2 Setup Photo**



# 11. Conducted RF Output Power (Unit: dBm)

## <WCDMA Conducted Power>

1. The following tests were conducted according to the test requirements outlines in 3GPP TS 34.121 specification.
2. The procedures in KDB 941225 D01v03r01 are applied for 3GPP Rel. 6 HSPA to configure the device in the required sub-test mode(s) to determine SAR test exclusion.
3. For DC-HSDPA, the device was configured according to the H-Set 12, Fixed Reference Channel (FRC) configuration in Table C.8.1.12 of 3GPP TS 34.121-1, with the primary and the secondary serving HS-DSCH Cell enabled during the power measurement.

A summary of these settings are illustrated below:

### HSDPA Setup Configuration:

- a. The EUT was connected to Base Station Agilent E5515C referred to the Setup Configuration.
- b. The RF path losses were compensated into the measurements.
- c. A call was established between EUT and Base Station with following setting:
  - i. Set Gain Factors ( $\beta_c$  and  $\beta_d$ ) and parameters were set according to each
  - ii. Specific sub-test in the following table, C10.1.4, quoted from the TS 34.121
  - iii. Set RMC 12.2Kbps + HSDPA mode.
  - iv. Set Cell Power = -86 dBm
  - v. Set HS-DSCH Configuration Type to FRC (H-set 1, QPSK)
  - vi. Select HSDPA Uplink Parameters
  - vii. Set Delta ACK, Delta NACK and Delta CQI = 8
  - viii. Set Ack-Nack Repetition Factor to 3
  - ix. Set CQI Feedback Cycle (k) to 4 ms
  - x. Set CQI Repetition Factor to 2
  - xi. Power Ctrl Mode = All Up bits
- d. The transmitted maximum output power was recorded.

**Table C.10.1.4:  $\beta$  values for transmitter characteristics tests with HS-DPCCH**

Sub-test	$\beta_c$	$\beta_d$	$\beta_d$ (SF)	$\beta_c/\beta_d$	$\beta_{HS}$ (Note 1, Note 2)	CM (dB) (Note 3)	MPR (dB) (Note 3)
1	2/15	15/15	64	2/15	4/15	0.0	0.0
2	12/15 (Note 4)	15/15 (Note 4)	64	12/15 (Note 4)	24/15	1.0	0.0
3	15/15	8/15	64	15/8	30/15	1.5	0.5
4	15/15	4/15	64	15/4	30/15	1.5	0.5

Note 1:  $\Delta_{ACK}, \Delta_{NACK}$  and  $\Delta_{CQI} = 30/15$  with  $\beta_{HS} = 30/15 * \beta_c$ .

Note 2: For the HS-DPCCH power mask requirement test in clause 5.2C, 5.7A, and the Error Vector Magnitude (EVM) with HS-DPCCH test in clause 5.13.1A, and HSDPA EVM with phase discontinuity in clause 5.13.1AA,  $\Delta_{ACK}$  and  $\Delta_{NACK} = 30/15$  with  $\beta_{HS} = 30/15 * \beta_c$ , and  $\Delta_{CQI} = 24/15$  with  $\beta_{HS} = 24/15 * \beta_c$ .

Note 3: CM = 1 for  $\beta_c/\beta_d = 12/15, \beta_{HS}/\beta_c = 24/15$ . For all other combinations of DPDCCH, DPCCH and HS-DPCCH the MPR is based on the relative CM difference. This is applicable for only UEs that support HSDPA in release 6 and later releases.

Note 4: For subtest 2 the  $\beta_c/\beta_d$  ratio of 12/15 for the TFC during the measurement period (TF1, TF0) is achieved by setting the signalled gain factors for the reference TFC (TF1, TF1) to  $\beta_c = 11/15$  and  $\beta_d = 15/15$ .

### Setup Configuration

**HSUPA Setup Configuration:**

- a. The EUT was connected to Base Station Agilent E5515C referred to the Setup Configuration.
- b. The RF path losses were compensated into the measurements.
- c. A call was established between EUT and Base Station with following setting \* :
  - i. Call Configs = 5.2B, 5.9B, 5.10B, and 5.13.2B with QPSK
  - ii. Set the Gain Factors ( $\beta_c$  and  $\beta_d$ ) and parameters (AG Index) were set according to each specific sub-test in the following table, C11.1.3, quoted from the TS 34.121
  - iii. Set Cell Power = -86 dBm
  - iv. Set Channel Type = 12.2k + HSPA
  - v. Set UE Target Power
  - vi. Power Ctrl Mode= Alternating bits
  - vii. Set and observe the E-TFCl
  - viii. Confirm that E-TFCl is equal to the target E-TFCl of 75 for sub-test 1, and other subtest's E-TFCl
- d. The transmitted maximum output power was recorded.

**Table C.11.1.3:  $\beta$  values for transmitter characteristics tests with HS-DPCCH and E-DCH**

Sub-test	$\beta_c$	$\beta_d$	$\beta_d$ (SF)	$\beta_c/\beta_d$	$\beta_{HS}$ (Note1)	$\beta_{ec}$	$\beta_{ed}$ (Note 4) (Note 5)	$\beta_{ed}$ (SF)	$\beta_{ed}$ (Codes)	CM (dB) (Note 2)	MPR (dB) (Note 2) (Note 6)	AG Index (Note 5)	E-TFCl
1	11/15 (Note 3)	15/15 (Note 3)	64	11/15 (Note 3)	22/15	209/25	1309/225	4	1	1.0	0.0	20	75
2	6/15	15/15	64	6/15	12/15	12/15	94/75	4	1	3.0	2.0	12	67
3	15/15	9/15	64	15/9	30/15	30/15	$\beta_{ed1}: 47/15$ $\beta_{ed2}: 47/15$	4	2	2.0	1.0	15	92
4	2/15	15/15	64	2/15	4/15	2/15	56/75	4	1	3.0	2.0	17	71
5	15/15	0	-	-	5/15	5/15	47/15	4	1	1.0	0.0	12	67

Note 1: For sub-test 1 to 4,  $\Delta_{ACK}$ ,  $\Delta_{NACK}$  and  $\Delta_{CQI} = 30/15$  with  $\beta_{hs} = 30/15 * \beta_c$ . For sub-test 5,  $\Delta_{ACK}$ ,  $\Delta_{NACK}$  and  $\Delta_{CQI} = 5/15$  with  $\beta_{hs} = 5/15 * \beta_c$ .

Note 2: CM = 1 for  $\beta_c/\beta_d = 12/15$ ,  $\beta_{hs}/\beta_c = 24/15$ . For all other combinations of DPDCH, DPCCH, HS-DPCCH, E-DPDCH and E-DPCCH the MPR is based on the relative CM difference.

Note 3: For subtest 1 the  $\beta_c/\beta_d$  ratio of 11/15 for the TFC during the measurement period (TF1, TF0) is achieved by setting the signalled gain factors for the reference TFC (TF1, TF1) to  $\beta_c = 10/15$  and  $\beta_d = 15/15$ .

Note 4: In case of testing by UE using E-DPDCH Physical Layer category 1, Sub-test 3 is omitted according to TS25.306 Table 5.1g.

Note 5:  $\beta_{ed}$  can not be set directly; it is set by Absolute Grant Value.

Note 6: For subtests 2, 3 and 4, UE may perform E-DPDCH power scaling at max power which could results in slightly smaller MPR values.

**Setup Configuration**

**DC-HSDPA 3GPP release 8 Setup Configuration:**

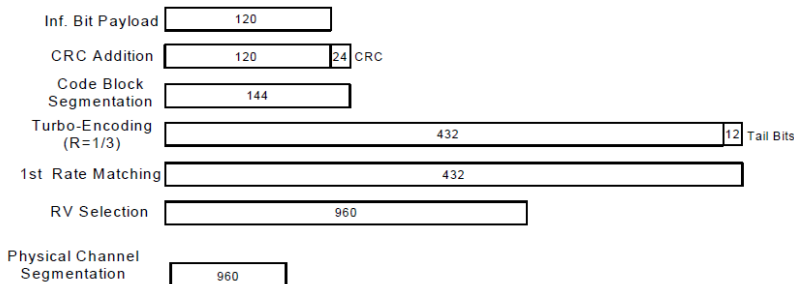
- a. The EUT was connected to Base Station Agilent E5515C referred to the Setup Configuration below
- b. The RF path losses were compensated into the measurements.
- c. A call was established between EUT and Base Station with following setting:
  - i. Set RMC 12.2Kbps + HSDPA mode.
  - ii. Set Cell Power = -25 dBm
  - iii. Set HS-DSCH Configuration Type to FRC (H-set 12, QPSK)
  - iv. Select HSDPA Uplink Parameters
  - v. Set Gain Factors ( $\beta_c$  and  $\beta_d$ ) and parameters were set according to each Specific sub-test in the following table, C10.1.4, quoted from the TS 34.121
    - a). Subtest 1:  $\beta_c/\beta_d=2/15$
    - b). Subtest 2:  $\beta_c/\beta_d=12/15$
    - c). Subtest 3:  $\beta_c/\beta_d=15/8$
    - d). Subtest 4:  $\beta_c/\beta_d=15/4$
  - vi. Set Delta ACK, Delta NACK and Delta CQI = 8
  - vii. Set Ack-Nack Repetition Factor to 3
  - viii. Set CQI Feedback Cycle (k) to 4 ms
  - ix. Set CQI Repetition Factor to 2
  - x. Power Ctrl Mode = All Up bits
- d. The transmitted maximum output power was recorded.

The following tests were conducted according to the test requirements outlines in 3GPP TS 34.121 specification. A summary of these settings are illustrated below:

**C.8.1.12 Fixed Reference Channel Definition H-Set 12**

**Table C.8.1.12: Fixed Reference Channel H-Set 12**

Parameter	Unit	Value
Nominal Avg. Inf. Bit Rate	kbps	60
Inter-TTI Distance	TTI's	1
Number of HARQ Processes	Processes	6
Information Bit Payload ( $N_{INF}$ )	Bits	120
Number Code Blocks	Blocks	1
Binary Channel Bits Per TTI	Bits	960
Total Available SML's in UE	SML's	19200
Number of SML's per HARQ Proc.	SML's	3200
Coding Rate		0.15
Number of Physical Channel Codes	Codes	1
Modulation		QPSK
Note 1: The RMC is intended to be used for DC-HSDPA mode and both cells shall transmit with identical parameters as listed in the table. Note 2: Maximum number of transmission is limited to 1, i.e., retransmission is not allowed. The redundancy and constellation version 0 shall be used.		



**Figure C.8.19: Coding rate for Fixed reference Channel H-Set 12 (QPSK)**

**Setup Configuration**



<WCDMA Conducted Power>

General Note:

1. Per KDB 941225 D01v03r01, for SAR testing is measured using a 12.2 kbps RMC with TPC bits configured to all "1's".
2. Per KDB 941225 D01v03r01, RMC 12.2kbps setting is used to evaluate SAR. The maximum output power and tune-up tolerance specified for production units in HSDPA / HSUPA / DC-HSDPA is ≤ ¼ dB higher than RMC 12.2Kbps or when the highest reported SAR of the RMC12.2Kbps is scaled by the ratio of specified maximum output power and tune-up tolerance of HSDPA / HSUPA / DC-HSDPA to RMC12.2Kbps and the adjusted SAR is ≤ 1.2 W/kg, SAR measurement is not required for HSDPA / HSUPA / DC-HSDPA, and according to the following RF output power, the output power results of the secondary modes (HSUPA, HSDPA, DC-HSDPA) are less than ¼ dB higher than the primary modes; therefore, SAR measurement is not required for HSDPA / HSUPA / DC-HSDPA.

Default Power Mode

Band		WCDMA II			Tune-up Limit (dBm)	WCDMA IV			Tune-up Limit (dBm)	WCDMA V			Tune-up Limit (dBm)
TX Channel		9262	9400	9538		1312	1413	1513		4132	4182	4233	
Rx Channel		9662	9800	9938	1537	1638	1738	4357	4407	4458			
Frequency (MHz)		1852.4	1880	1907.6	1712.4	1732.6	1752.6	826.4	836.4	846.6			
3GPP Rel 99	RMC 12.2Kbps	23.52	23.57	23.52	24.50	23.28	23.50	23.57	24.50	23.37	23.46	23.48	24.50
3GPP Rel 6	HSDPA Subtest-1	23.48	23.51	23.51	24.50	23.22	23.45	23.27	24.50	23.28	23.40	23.41	24.50
3GPP Rel 6	HSDPA Subtest-2	22.69	22.76	22.68	24.50	22.52	23.01	22.91	24.50	22.67	23.07	22.77	24.50
3GPP Rel 6	HSDPA Subtest-3	22.02	22.15	22.17	24.00	22.05	22.21	22.12	24.00	22.05	22.59	22.19	24.00
3GPP Rel 6	HSDPA Subtest-4	22.03	22.10	22.25	24.00	22.02	22.20	22.08	24.00	22.07	22.54	22.26	24.00
3GPP Rel 8	DC-HSDPA Subtest-1	23.22	23.24	23.38	24.50	23.17	23.13	23.39	24.50	23.24	23.27	23.39	24.50
3GPP Rel 8	DC-HSDPA Subtest-2	22.65	22.65	22.79	24.50	22.50	22.91	22.90	24.50	22.55	22.77	22.68	24.50
3GPP Rel 8	DC-HSDPA Subtest-3	22.11	22.13	22.25	24.00	22.03	22.16	22.15	24.00	22.05	22.57	22.09	24.00
3GPP Rel 8	DC-HSDPA Subtest-4	22.11	22.11	22.18	24.00	22.09	22.17	22.15	24.00	22.03	22.53	22.16	24.00
3GPP Rel 6	HSUPA Subtest-1	22.60	22.76	22.82	24.50	22.55	22.89	22.71	24.50	22.60	22.82	22.74	24.50
3GPP Rel 6	HSUPA Subtest-2	20.56	20.61	20.81	22.50	20.56	20.73	20.53	22.50	20.66	20.96	20.86	22.50
3GPP Rel 6	HSUPA Subtest-3	21.73	21.76	21.86	23.50	21.55	21.72	21.61	23.50	21.52	21.51	22.05	23.50
3GPP Rel 6	HSUPA Subtest-4	20.50	20.74	20.87	22.50	20.54	20.64	20.58	22.50	20.58	20.79	20.59	22.50
3GPP Rel 6	HSUPA Subtest-5	22.57	22.70	22.74	24.50	22.58	22.77	22.65	24.50	22.54	22.83	22.63	24.50

Reduced Power Mode

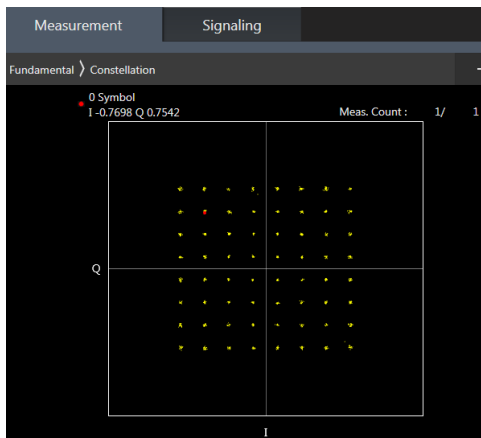
Band		WCDMA II			Tune-up Limit (dBm)	WCDMA IV			Tune-up Limit (dBm)	WCDMA V			Tune-up Limit (dBm)
TX Channel		9262	9400	9538		1312	1413	1513		4132	4182	4233	
Rx Channel		9662	9800	9938	1537	1638	1738	4357	4407	4458			
Frequency (MHz)		1852.4	1880	1907.6	1712.4	1732.6	1752.6	826.4	836.4	846.6			
3GPP Rel 99	RMC 12.2Kbps	12.43	12.55	12.49	13.00	12.33	12.09	12.66	13.00	13.89	13.93	13.96	14.50
3GPP Rel 6	HSDPA Subtest-1	12.41	12.46	12.48	13.00	12.32	12.08	12.56	13.00	13.72	13.85	13.89	14.50
3GPP Rel 6	HSDPA Subtest-2	12.36	12.52	12.44	13.00	12.37	11.99	12.60	13.00	13.63	13.78	13.92	14.50
3GPP Rel 6	HSDPA Subtest-3	12.26	12.40	12.38	13.00	12.11	11.98	12.60	13.00	13.63	13.87	13.75	14.50
3GPP Rel 6	HSDPA Subtest-4	12.20	12.41	12.31	13.00	12.16	11.91	12.46	13.00	13.74	13.72	13.80	14.50
3GPP Rel 8	DC-HSDPA Subtest-1	12.30	12.46	12.29	13.00	12.43	12.03	12.48	13.00	13.75	13.89	13.80	14.50
3GPP Rel 8	DC-HSDPA Subtest-2	12.33	12.45	12.34	13.00	12.32	12.07	12.57	13.00	13.65	13.74	13.75	14.50
3GPP Rel 8	DC-HSDPA Subtest-3	12.27	12.37	12.32	13.00	12.26	11.97	12.55	13.00	13.79	13.79	13.72	14.50
3GPP Rel 8	DC-HSDPA Subtest-4	12.34	12.52	12.21	13.00	12.22	11.88	12.57	13.00	13.76	13.78	13.84	14.50
3GPP Rel 6	HSUPA Subtest-1	12.15	12.30	12.38	13.00	12.17	11.85	12.36	13.00	13.75	13.80	13.80	14.50
3GPP Rel 6	HSUPA Subtest-2	12.21	12.23	12.17	13.00	12.09	11.73	12.37	13.00	13.58	13.57	13.66	14.50
3GPP Rel 6	HSUPA Subtest-3	12.06	12.41	12.15	13.00	12.35	11.84	12.27	13.00	13.53	13.50	13.74	14.50
3GPP Rel 6	HSUPA Subtest-4	12.22	12.23	12.23	13.00	12.24	11.67	12.28	13.00	13.71	13.73	13.80	14.50
3GPP Rel 6	HSUPA Subtest-5	12.32	12.34	12.31	13.00	12.22	11.94	12.57	13.00	13.66	13.58	13.73	14.50



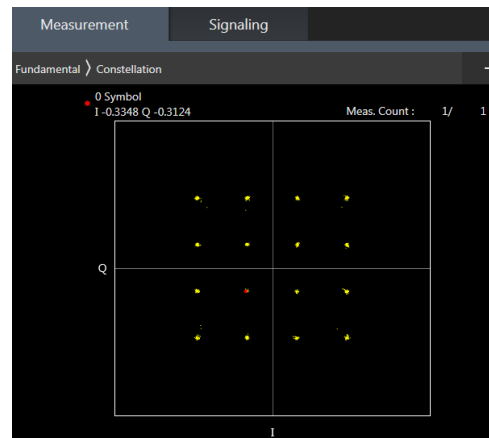
**<LTE Conducted Power>**

**General Note:**

1. Anritsu MT8820C base station simulator was used to setup the connection with EUT; the frequency band, channel bandwidth, RB allocation configuration, modulation type are set in the base station simulator to configure EUT transmitting at maximum power and at different configurations which are requested to be reported to FCC, for conducted power measurement and SAR testing.
2. Per KDB 941225 D05v02r05, when a properly configured base station simulator is used for the SAR and power measurements, spectrum plots for each RB allocation and offset configuration is not required.
3. Per KDB 941225 D05v02r05, start with the largest channel bandwidth and measure SAR for QPSK with 1 RB allocation, using the RB offset and required test channel combination with the highest maximum output power for RB offsets at the upper edge, middle and lower edge of each required test channel.
4. Per KDB 941225 D05v02r05, 50% RB allocation for QPSK SAR testing follows 1RB QPSK allocation procedure.
5. Per KDB 941225 D05v02r05, For QPSK with 100% RB allocation, SAR is not required when the highest maximum output power for 100 % RB allocation is less than the highest maximum output power in 50% and 1 RB allocations and the highest reported SAR for 1 RB and 50% RB allocation are  $\leq 0.8$  W/kg. Otherwise, SAR is measured for the highest output power channel; and if the reported SAR is  $> 1.45$  W/kg, the remaining required test channels must also be tested.
6. Per KDB 941225 D05v02r05, 16QAM output power for each RB allocation configuration is  $>$  not  $\frac{1}{2}$  dB higher than the same configuration in QPSK and the reported SAR for the QPSK configuration is  $\leq 1.45$  W/kg; Per KDB 941225 D05v02r05, 16QAM SAR testing is not required.
7. Per KDB 941225 D05v02r05, Smaller bandwidth output power for each RB allocation configuration is  $>$  not  $\frac{1}{2}$  dB higher than the same configuration in the largest supported bandwidth, and the reported SAR for the largest supported bandwidth is  $\leq 1.45$  W/kg; Per KDB 941225 D05v02r05, smaller bandwidth SAR testing is not required.
8. For LTE B4 / B5 / B12 / B17 / B26 / B38 the maximum bandwidth does not support three non-overlapping channels, per KDB 941225 D05v02r05, when a device supports overlapping channel assignment in a channel bandwidth configuration, the middle channel of the group of overlapping channels should be selected for testing.
9. LTE band 2 / 4 / 5 / 17 / 38 SAR test was covered by Band 12 / 25 / 26 / 66 / 41; according to April 2015 TCB workshop, SAR test for overlapping LTE bands can be reduced if
  - a. the maximum output power, including tolerance, for the smaller band is  $\leq$  the larger band to qualify for the SAR test exclusion
  - b. the channel bandwidth and other operating parameters for the smaller band are fully supported by the larger band
10. According to 2017 TCB workshop, for 64 QAM and 16 QAM should be verified by checking the signal constellation with a call box to avoid incorrect maximum power levels due to MPR and other requirements associated with signal modulation, and the following figure is taken from the "Fundamental Measurement >> Modulation Analysis >> constellation" mode of the device connect to the MT8821C base station, therefore, the device 64QAM and 16QAM signal modulation are correct.



**64QAM**



**16QAM**



**Default Power Mode**

**<LTE Band 2>**

BW [MHz]	Modulation	RB Size	RB Offset	Power Low Ch. / Freq.	Power Middle Ch. / Freq.	Power High Ch. / Freq.	Tune-up limit (dBm)	MPR (dB)
Channel				18700	18900	19100		
Frequency (MHz)				1860	1880	1900		
20	QPSK	1	0	22.93	23.11	23.03	24	0
20	QPSK	1	49	22.91	23.08	23.01		
20	QPSK	1	99	22.75	23.03	22.84		
20	QPSK	50	0	21.98	22.06	22.01	23	1
20	QPSK	50	24	21.89	21.92	21.81		
20	QPSK	50	50	21.81	21.89	21.79		
20	QPSK	100	0	21.95	22.02	21.98		
20	16QAM	1	0	22.36	22.05	22.33	23	1
20	16QAM	1	49	22.31	21.74	21.96		
20	16QAM	1	99	22.10	22.11	22.07		
20	16QAM	50	0	21.02	21.01	20.92	22	2
20	16QAM	50	24	20.85	21.04	20.96		
20	16QAM	50	50	20.91	20.91	21.05		
20	16QAM	100	0	20.98	21.00	21.00		
20	64QAM	1	0	21.21	21.22	21.01	22	2
20	64QAM	1	49	20.93	20.96	21.21		
20	64QAM	1	99	20.90	21.32	21.09		
20	64QAM	50	0	20.12	20.03	19.90	21	3
20	64QAM	50	24	20.00	20.03	19.96		
20	64QAM	50	50	19.85	19.97	19.98		
20	64QAM	100	0	19.99	19.97	19.98		
Channel				18675	18900	19125		
Frequency (MHz)				1857.5	1880	1902.5		
15	QPSK	1	0	22.81	23.00	22.96	24	0
15	QPSK	1	37	22.76	23.11	22.96		
15	QPSK	1	74	22.67	22.98	22.79		
15	QPSK	36	0	21.91	21.93	21.78	23	1
15	QPSK	36	20	21.84	21.88	21.84		
15	QPSK	36	39	21.73	21.89	22.01		
15	QPSK	75	0	21.87	21.92	21.94	23	1
15	16QAM	1	0	22.30	21.95	22.33		
15	16QAM	1	37	22.38	21.69	21.96		
15	16QAM	1	74	22.08	22.06	22.04		
15	16QAM	36	0	21.02	20.93	20.88	22	2
15	16QAM	36	20	20.78	21.03	20.88		
15	16QAM	36	39	20.89	20.89	21.04		
15	16QAM	75	0	20.92	20.94	20.94	22	2
15	64QAM	1	0	21.21	21.21	20.97		
15	64QAM	1	37	20.89	20.88	21.12		
15	64QAM	1	74	20.85	21.22	21.04	21	3
15	64QAM	36	0	20.07	19.97	19.89		
15	64QAM	36	20	19.99	20.00	19.93		
15	64QAM	36	39	19.82	19.96	19.98		
15	64QAM	75	0	19.95	19.96	19.92		



Channel				18650	18900	19150	Tune-up limit (dBm)	MPR (dB)
Frequency (MHz)				1855	1880	1905		
10	QPSK	1	0	22.79	22.98	22.94	24	0
10	QPSK	1	25	22.65	23.03	22.89		
10	QPSK	1	49	22.61	22.88	22.71		
10	QPSK	25	0	21.92	21.94	21.74	23	1
10	QPSK	25	12	21.87	21.79	21.83		
10	QPSK	25	25	21.75	21.79	21.93		
10	QPSK	50	0	21.82	21.81	21.93	23	1
10	16QAM	1	0	22.26	21.95	22.27		
10	16QAM	1	25	22.36	21.69	21.78		
10	16QAM	1	49	21.92	22.05	21.93	22	2
10	16QAM	25	0	20.98	20.94	20.80		
10	16QAM	25	12	20.75	20.90	20.87		
10	16QAM	25	25	20.85	20.83	20.91	21	3
10	16QAM	50	0	20.84	20.90	20.93		
10	64QAM	1	0	21.17	21.11	20.94		
10	64QAM	1	25	20.88	20.85	21.11	22	2
10	64QAM	1	49	20.82	21.26	21.02		
10	64QAM	25	0	20.00	19.91	19.85		
10	64QAM	25	12	19.89	20.00	19.78	21	3
10	64QAM	25	25	19.72	19.90	19.80		
10	64QAM	50	0	19.87	19.82	19.91		
Channel				18625	18900	19175	Tune-up limit (dBm)	MPR (dB)
Frequency (MHz)				1852.5	1880	1907.5		
5	QPSK	1	0	22.82	23.01	22.93	24	0
5	QPSK	1	12	22.67	23.03	22.86		
5	QPSK	1	24	22.62	22.90	22.79		
5	QPSK	12	0	21.83	21.91	21.79	23	1
5	QPSK	12	7	21.81	21.77	21.71		
5	QPSK	12	13	21.65	21.72	22.03		
5	QPSK	25	0	21.84	21.76	21.88	23	1
5	16QAM	1	0	22.34	21.94	22.26		
5	16QAM	1	12	22.25	21.65	21.92		
5	16QAM	1	24	22.02	21.99	21.92	22	2
5	16QAM	12	0	20.98	20.97	20.86		
5	16QAM	12	7	20.67	20.96	20.80		
5	16QAM	12	13	20.78	20.81	20.89	22	2
5	16QAM	25	0	20.88	20.93	20.81		
5	64QAM	1	0	21.16	21.07	20.93		
5	64QAM	1	12	20.88	20.83	21.19	22	2
5	64QAM	1	24	20.73	21.21	21.01		
5	64QAM	12	0	20.04	19.97	19.85		
5	64QAM	12	7	19.94	19.89	19.87	21	3
5	64QAM	12	13	19.75	19.85	19.89		
5	64QAM	25	0	19.90	19.79	19.83		



Channel				18615	18900	19185	Tune-up limit (dBm)	MPR (dB)
Frequency (MHz)				1851.5	1880	1908.5		
3	QPSK	1	0	22.74	22.91	22.81	24	0
3	QPSK	1	8	22.59	23.04	22.80		
3	QPSK	1	14	22.66	22.92	22.62		
3	QPSK	8	0	21.82	21.87	21.68	23	1
3	QPSK	8	4	21.76	21.83	21.75		
3	QPSK	8	7	21.70	21.60	21.90		
3	QPSK	15	0	21.85	21.76	21.84	23	1
3	16QAM	1	0	22.30	21.80	22.15		
3	16QAM	1	8	22.27	21.72	21.74		
3	16QAM	1	14	22.01	21.94	21.92	22	2
3	16QAM	8	0	20.86	20.93	20.70		
3	16QAM	8	4	20.67	20.93	20.89		
3	16QAM	8	7	20.79	20.78	20.79	21	3
3	16QAM	15	0	20.89	20.83	20.85		
3	64QAM	1	0	21.03	21.13	20.88		
3	64QAM	1	8	20.73	20.81	21.05	22	2
3	64QAM	1	14	20.73	21.23	20.89		
3	64QAM	8	0	19.96	19.89	19.81		
3	64QAM	8	4	19.91	19.86	19.88	21	3
3	64QAM	8	7	19.73	19.85	19.85		
3	64QAM	15	0	19.81	19.80	19.84		
Channel				18607	18900	19193	Tune-up limit (dBm)	MPR (dB)
Frequency (MHz)				1850.7	1880	1909.3		
1.4	QPSK	1	0	22.82	22.83	22.87	24	0
1.4	QPSK	1	3	22.60	22.87	22.78		
1.4	QPSK	1	5	22.66	22.84	22.56		
1.4	QPSK	3	0	22.69	22.86	22.50		
1.4	QPSK	3	1	22.63	22.67	22.64		
1.4	QPSK	3	3	22.55	22.62	22.94		
1.4	QPSK	6	0	21.76	21.64	21.77	23	1
1.4	16QAM	1	0	22.15	21.93	22.17	23	1
1.4	16QAM	1	3	22.19	21.63	21.81		
1.4	16QAM	1	5	21.98	21.86	21.81		
1.4	16QAM	3	0	21.79	21.82	21.69		
1.4	16QAM	3	1	21.59	21.79	21.80		
1.4	16QAM	3	3	21.77	21.78	21.97		
1.4	16QAM	6	0	20.85	20.82	20.71	22	2
1.4	64QAM	1	0	20.99	20.93	20.82	22	2
1.4	64QAM	1	3	20.74	20.80	21.12		
1.4	64QAM	1	5	20.61	21.07	20.85		
1.4	64QAM	3	0	20.91	20.75	20.68		
1.4	64QAM	3	1	20.84	20.88	20.78		
1.4	64QAM	3	3	20.66	20.67	20.79		
1.4	64QAM	6	0	19.82	19.88	19.68	21	3



<LTE Band 4>

BW [MHz]	Modulation	RB Size	RB Offset	Power Low Ch. / Freq.	Power Middle Ch. / Freq.	Power High Ch. / Freq.	Tune-up limit (dBm)	MPR (dB)
Channel				20050	20175	20300		
Frequency (MHz)				1720	1732.5	1745		
20	QPSK	1	0	23.23	23.29	23.15		
20	QPSK	1	49	23.08	23.04	22.92	23	1
20	QPSK	1	99	22.92	22.87	22.79		
20	QPSK	50	0	22.12	22.17	22.01		
20	QPSK	50	24	21.76	21.83	21.86	23	1
20	QPSK	50	50	21.71	21.74	21.88		
20	QPSK	100	0	22.05	22.12	21.99		
20	16QAM	1	0	22.05	21.68	21.67	23	1
20	16QAM	1	49	21.90	21.83	21.80		
20	16QAM	1	99	21.91	21.95	21.56		
20	16QAM	50	0	20.89	20.97	21.00	22	2
20	16QAM	50	24	20.93	21.00	21.06		
20	16QAM	50	50	20.89	20.91	21.00		
20	16QAM	100	0	20.82	21.05	21.04	22	2
20	64QAM	1	0	20.93	21.08	20.96		
20	64QAM	1	49	20.94	21.07	21.04		
20	64QAM	1	99	20.34	20.80	20.91	21	3
20	64QAM	50	0	19.81	19.92	19.95		
20	64QAM	50	24	19.74	19.93	19.97		
20	64QAM	50	50	19.87	19.87	20.01	21	3
20	64QAM	100	0	19.93	19.89	20.02		
Channel				20025	20175	20325		
Frequency (MHz)				1717.5	1732.5	1747.5		
15	QPSK	1	0	22.86	22.84	22.77	24	0
15	QPSK	1	37	22.87	22.69	22.84	23	1
15	QPSK	1	74	22.89	22.78	22.72		
15	QPSK	36	0	21.94	21.77	21.81		
15	QPSK	36	20	21.71	21.73	21.91	23	1
15	QPSK	36	39	21.63	21.72	21.79		
15	QPSK	75	0	21.67	21.85	21.96		
15	16QAM	1	0	22.05	21.58	21.57	23	1
15	16QAM	1	37	21.86	21.80	21.79		
15	16QAM	1	74	21.89	21.92	21.48		
15	16QAM	36	0	20.85	20.88	20.97	22	2
15	16QAM	36	20	20.93	20.94	21.04		
15	16QAM	36	39	20.86	20.85	20.98		
15	16QAM	75	0	20.76	21.04	20.96	22	2
15	64QAM	1	0	20.90	21.04	20.91		
15	64QAM	1	37	20.85	20.99	21.02		
15	64QAM	1	74	20.26	20.77	20.83	21	3
15	64QAM	36	0	19.75	19.83	19.87		
15	64QAM	36	20	19.66	19.87	19.97		
15	64QAM	36	39	19.78	19.86	20.01	21	3
15	64QAM	75	0	19.92	19.82	19.95		



Channel				20000	20175	20350	Tune-up limit (dBm)	MPR (dB)
Frequency (MHz)				1715	1732.5	1750		
10	QPSK	1	0	22.77	22.76	22.67	24	0
10	QPSK	1	25	22.80	22.59	22.83		
10	QPSK	1	49	22.88	22.74	22.65		
10	QPSK	25	0	21.90	21.71	21.73	23	1
10	QPSK	25	12	21.63	21.65	21.91		
10	QPSK	25	25	21.56	21.66	21.79		
10	QPSK	50	0	21.66	21.83	21.91	23	1
10	16QAM	1	0	22.05	21.58	21.52		
10	16QAM	1	25	21.83	21.75	21.78		
10	16QAM	1	49	21.81	21.86	21.43	22	2
10	16QAM	25	0	20.85	20.84	20.97		
10	16QAM	25	12	20.89	20.89	20.99		
10	16QAM	25	25	20.76	20.77	20.94	22	2
10	16QAM	50	0	20.70	21.04	20.94		
10	64QAM	1	0	20.89	20.95	20.84		
10	64QAM	1	25	20.81	20.96	20.99	22	2
10	64QAM	1	49	20.17	20.70	20.80		
10	64QAM	25	0	19.65	19.78	19.77		
10	64QAM	25	12	19.66	19.77	19.93	21	3
10	64QAM	25	25	19.76	19.84	19.92		
10	64QAM	50	0	19.86	19.82	19.86		
Channel				19975	20175	20375	Tune-up limit (dBm)	MPR (dB)
Frequency (MHz)				1712.5	1732.5	1752.5		
5	QPSK	1	0	22.70	22.67	22.64	24	0
5	QPSK	1	12	22.76	22.57	22.75		
5	QPSK	1	24	22.86	22.70	22.58		
5	QPSK	12	0	21.82	21.69	21.69	23	1
5	QPSK	12	7	21.56	21.64	21.88		
5	QPSK	12	13	21.48	21.62	21.71		
5	QPSK	25	0	21.64	21.75	21.82	23	1
5	16QAM	1	0	21.96	21.49	21.45		
5	16QAM	1	12	21.79	21.74	21.72		
5	16QAM	1	24	21.79	21.86	21.42	22	2
5	16QAM	12	0	20.80	20.78	20.94		
5	16QAM	12	7	20.89	20.88	20.94		
5	16QAM	12	13	20.69	20.71	20.86	22	2
5	16QAM	25	0	20.63	21.00	20.93		
5	64QAM	1	0	20.83	20.86	20.78		
5	64QAM	1	12	20.79	20.91	20.96	22	2
5	64QAM	1	24	20.17	20.63	20.74		
5	64QAM	12	0	19.61	19.74	19.76		
5	64QAM	12	7	19.64	19.75	19.87	21	3
5	64QAM	12	13	19.69	19.75	19.91		
5	64QAM	25	0	19.86	19.79	19.86		



Channel				19965	20175	20385	Tune-up limit (dBm)	MPR (dB)
Frequency (MHz)				1711.5	1732.5	1753.5		
3	QPSK	1	0	22.65	22.71	22.63	24	0
3	QPSK	1	8	22.63	22.65	22.68		
3	QPSK	1	14	22.72	22.77	22.52		
3	QPSK	8	0	21.78	21.75	21.62	23	1
3	QPSK	8	4	21.58	21.63	21.85		
3	QPSK	8	7	21.37	21.58	21.77		
3	QPSK	15	0	21.65	21.60	21.75	23	1
3	16QAM	1	0	21.83	21.52	21.55		
3	16QAM	1	8	21.71	21.58	21.51		
3	16QAM	1	14	21.76	21.81	21.27	22	2
3	16QAM	8	0	20.77	20.71	20.72		
3	16QAM	8	4	20.84	20.90	20.87		
3	16QAM	8	7	20.72	20.68	20.70	21	3
3	16QAM	15	0	20.61	20.85	20.87		
3	64QAM	1	0	20.61	20.94	20.80		
3	64QAM	1	8	20.75	20.91	20.89	22	2
3	64QAM	1	14	20.22	20.63	20.70		
3	64QAM	8	0	19.59	19.66	19.70		
3	64QAM	8	4	19.53	19.72	19.77	21	3
3	64QAM	8	7	19.83	19.76	19.78		
3	64QAM	15	0	19.58	19.66	19.77		
Channel				19957	20175	20393	Tune-up limit (dBm)	MPR (dB)
Frequency (MHz)				1710.7	1732.5	1754.3		
1.4	QPSK	1	0	22.73	22.59	22.53	24	0
1.4	QPSK	1	3	22.64	22.33	22.76		
1.4	QPSK	1	5	22.65	22.70	22.48		
1.4	QPSK	3	0	22.68	22.69	22.66		
1.4	QPSK	3	1	22.47	22.55	22.77		
1.4	QPSK	3	3	22.41	22.56	22.76		
1.4	QPSK	6	0	21.48	21.63	21.73	23	1
1.4	16QAM	1	0	21.78	21.35	21.51	23	1
1.4	16QAM	1	3	21.58	21.70	21.52		
1.4	16QAM	1	5	21.67	21.70	21.50		
1.4	16QAM	3	0	21.54	21.64	21.81		
1.4	16QAM	3	1	21.69	21.79	21.69		
1.4	16QAM	3	3	21.69	21.63	21.71		
1.4	16QAM	6	0	20.57	20.72	20.79	22	2
1.4	64QAM	1	0	20.70	20.82	20.80	22	2
1.4	64QAM	1	3	20.62	20.78	20.69		
1.4	64QAM	1	5	20.10	20.53	20.64		
1.4	64QAM	3	0	20.51	20.68	20.77		
1.4	64QAM	3	1	20.38	20.55	20.57		
1.4	64QAM	3	3	20.68	20.56	20.73		
1.4	64QAM	6	0	19.70	19.63	19.69	21	3



<LTE Band 5>

BW [MHz]	Modulation	RB Size	RB Offset	Power Low Ch. / Freq.	Power Middle Ch. / Freq.	Power High Ch. / Freq.	Tune-up limit (dBm)	MPR (dB)
Channel				20450	20525	20600		
Frequency (MHz)				829	836.5	844		
10	QPSK	1	0	23.83	24.00	23.88	25	0
10	QPSK	1	25	23.80	23.89	23.83		
10	QPSK	1	49	23.82	23.74	23.86		
10	QPSK	25	0	22.89	22.98	22.93	24	1
10	QPSK	25	12	22.88	22.95	22.83		
10	QPSK	25	25	22.84	22.89	22.77		
10	QPSK	50	0	22.86	22.94	22.88		
10	16QAM	1	0	23.21	23.28	23.12	24	1
10	16QAM	1	25	23.24	23.27	22.99		
10	16QAM	1	49	22.94	22.54	23.27		
10	16QAM	25	0	22.01	22.06	21.85	23	2
10	16QAM	25	12	21.95	22.08	21.99		
10	16QAM	25	25	21.97	21.97	21.97		
10	16QAM	50	0	22.00	22.04	21.91		
10	64QAM	1	0	22.12	22.19	22.18	23	2
10	64QAM	1	25	22.17	22.11	22.20		
10	64QAM	1	49	21.75	22.15	22.33		
10	64QAM	25	0	20.90	21.07	21.13	22	3
10	64QAM	25	12	20.90	21.08	21.11		
10	64QAM	25	25	21.03	20.96	21.21		
10	64QAM	50	0	21.05	21.02	21.17		
Channel				20425	20525	20625	Tune-up limit (dBm)	MPR (dB)
Frequency (MHz)				826.5	836.5	846.5		
5	QPSK	1	0	23.82	23.87	23.95	25	0
5	QPSK	1	12	23.80	23.89	23.82		
5	QPSK	1	24	23.79	23.71	23.87		
5	QPSK	12	0	22.86	22.90	22.81	24	1
5	QPSK	12	7	22.86	22.86	22.88		
5	QPSK	12	13	22.84	22.86	22.82		
5	QPSK	25	0	22.86	22.91	22.84		
5	16QAM	1	0	23.19	23.22	23.09	24	1
5	16QAM	1	12	23.20	23.19	22.97		
5	16QAM	1	24	22.88	22.44	23.17		
5	16QAM	12	0	21.91	22.04	21.81	23	2
5	16QAM	12	7	21.94	22.02	21.98		
5	16QAM	12	13	21.89	21.93	21.94		
5	16QAM	25	0	21.97	21.99	21.86		
5	64QAM	1	0	22.10	22.15	22.14	23	2
5	64QAM	1	12	22.08	22.04	22.12		
5	64QAM	1	24	21.68	22.10	22.26		
5	64QAM	12	0	20.89	21.00	21.03	22	3
5	64QAM	12	7	20.81	21.05	21.09		
5	64QAM	12	13	21.01	20.88	21.17		
5	64QAM	25	0	20.98	21.00	21.12		





Channel				20415	20525	20635	Tune-up limit (dBm)	MPR (dB)
Frequency (MHz)				825.5	836.5	847.5		
3	QPSK	1	0	23.75	23.81	23.90	25	0
3	QPSK	1	8	23.76	23.88	23.82		
3	QPSK	1	14	23.72	23.70	23.85		
3	QPSK	8	0	22.80	22.90	22.79	24	1
3	QPSK	8	4	22.76	22.84	22.82		
3	QPSK	8	7	22.79	22.86	22.73		
3	QPSK	15	0	22.85	22.86	22.83	24	1
3	16QAM	1	0	23.15	23.20	23.01		
3	16QAM	1	8	23.12	23.13	22.88		
3	16QAM	1	14	22.83	22.38	23.09	23	2
3	16QAM	8	0	21.86	22.00	21.74		
3	16QAM	8	4	21.87	22.01	21.98		
3	16QAM	8	7	21.86	21.92	21.89	22	3
3	16QAM	15	0	21.95	21.89	21.86		
3	64QAM	1	0	22.04	22.08	22.06		
3	64QAM	1	8	22.04	22.00	22.02	23	2
3	64QAM	1	14	21.58	22.05	22.26		
3	64QAM	8	0	20.86	20.94	20.94		
3	64QAM	8	4	20.75	21.01	21.08	22	3
3	64QAM	8	7	20.91	20.83	21.11		
3	64QAM	15	0	20.97	21.00	21.02		
Channel				20407	20525	20643	Tune-up limit (dBm)	MPR (dB)
Frequency (MHz)				824.7	836.5	848.3		
1.4	QPSK	1	0	23.69	23.63	23.82	25	0
1.4	QPSK	1	3	23.65	23.65	23.69		
1.4	QPSK	1	5	23.72	23.47	23.70		
1.4	QPSK	3	0	23.73	23.79	23.53		
1.4	QPSK	3	1	23.66	23.69	23.68		
1.4	QPSK	3	3	23.74	23.69	23.69		
1.4	QPSK	6	0	22.59	22.68	22.72	24	1
1.4	16QAM	1	0	22.97	23.24	22.86	24	1
1.4	16QAM	1	3	23.28	23.10	22.74		
1.4	16QAM	1	5	22.77	22.22	23.06		
1.4	16QAM	3	0	22.73	22.86	22.65		
1.4	16QAM	3	1	22.71	22.83	22.78		
1.4	16QAM	3	3	22.85	22.71	22.73		
1.4	16QAM	6	0	21.81	21.82	21.84	23	2
1.4	64QAM	1	0	22.21	22.23	22.11	23	2
1.4	64QAM	1	3	22.23	22.33	22.31		
1.4	64QAM	1	5	21.60	21.89	22.14		
1.4	64QAM	3	0	21.85	21.89	21.97		
1.4	64QAM	3	1	21.76	21.89	21.96		
1.4	64QAM	3	3	21.79	21.88	22.03		
1.4	64QAM	6	0	20.90	20.88	21.06	22	3



<LTE Band 7>

BW [MHz]	Modulation	RB Size	RB Offset	Power Low Ch. / Freq.	Power Middle Ch. / Freq.	Power High Ch. / Freq.	Tune-up limit (dBm)	MPR (dB)
Channel				20850	21100	21350		
Frequency (MHz)				2510	2535	2560		
20	QPSK	1	0	23.22	23.25	23.04	24	0
20	QPSK	1	49	22.66	22.81	23.15		
20	QPSK	1	99	23.20	22.75	23.13		
20	QPSK	50	0	22.02	22.26	21.96	23	1
20	QPSK	50	24	21.78	21.82	22.20		
20	QPSK	50	50	21.98	21.70	22.17		
20	QPSK	100	0	21.90	21.82	21.80		
20	16QAM	1	0	22.51	22.49	22.46	23	1
20	16QAM	1	49	22.29	22.44	22.49		
20	16QAM	1	99	22.33	21.97	22.36		
20	16QAM	50	0	20.91	21.01	21.20	22	2
20	16QAM	50	24	20.95	20.99	21.24		
20	16QAM	50	50	21.11	20.81	21.29		
20	16QAM	100	0	20.87	20.97	21.28		
20	64QAM	1	0	20.80	21.44	20.82	22	2
20	64QAM	1	49	21.08	21.53	21.52		
20	64QAM	1	99	21.53	21.25	21.29		
20	64QAM	50	0	19.84	19.99	20.24	21	3
20	64QAM	50	24	19.85	19.99	20.24		
20	64QAM	50	50	20.08	19.84	20.22		
20	64QAM	100	0	19.86	19.96	20.20		
Channel				20825	21100	21375		
Frequency (MHz)				2507.5	2535	2562.5		
15	QPSK	1	0	23.21	23.05	22.99	24	0
15	QPSK	1	37	22.64	22.80	23.14		
15	QPSK	1	74	23.16	22.71	23.04		
15	QPSK	36	0	21.97	21.98	21.90	23	1
15	QPSK	36	20	21.77	21.80	22.19		
15	QPSK	36	39	21.89	21.61	22.16		
15	QPSK	75	0	21.89	21.73	21.70		
15	16QAM	1	0	22.42	22.48	22.40	23	1
15	16QAM	1	37	22.22	22.39	22.45		
15	16QAM	1	74	22.33	21.94	22.26		
15	16QAM	36	0	20.91	20.94	21.12	22	2
15	16QAM	36	20	20.95	20.92	21.21		
15	16QAM	36	39	21.08	20.73	21.19		
15	16QAM	75	0	20.80	20.93	21.19		
15	64QAM	1	0	20.78	21.43	20.74	22	2
15	64QAM	1	37	21.07	21.49	21.45		
15	64QAM	1	74	21.43	21.24	21.19		
15	64QAM	36	0	19.76	19.97	20.17	21	3
15	64QAM	36	20	19.79	19.95	20.23		
15	64QAM	36	39	20.05	19.82	20.19		
15	64QAM	75	0	19.86	19.96	20.10		



Channel				20800	21100	21400	Tune-up limit (dBm)	MPR (dB)
Frequency (MHz)				2505	2535	2565		
10	QPSK	1	0	23.17	23.09	22.95	24	0
10	QPSK	1	25	22.59	22.81	23.11		
10	QPSK	1	49	23.15	22.71	23.11		
10	QPSK	25	0	22.00	21.93	21.93	23	1
10	QPSK	25	12	21.68	21.76	22.20		
10	QPSK	25	25	21.96	21.62	22.07		
10	QPSK	50	0	21.86	21.78	21.76	23	1
10	16QAM	1	0	22.48	22.48	22.36		
10	16QAM	1	25	22.25	22.39	22.47		
10	16QAM	1	49	22.26	21.94	22.27	22	2
10	16QAM	25	0	20.91	20.92	21.13		
10	16QAM	25	12	20.91	20.99	21.18		
10	16QAM	25	25	21.07	20.73	21.23	21	3
10	16QAM	50	0	20.86	20.88	21.27		
10	64QAM	1	0	20.76	21.34	20.77		
10	64QAM	1	25	21.01	21.44	21.42	22	2
10	64QAM	1	49	21.47	21.18	21.27		
10	64QAM	25	0	19.75	19.92	20.20		
10	64QAM	25	12	19.85	19.89	20.20	21	3
10	64QAM	25	25	20.03	19.83	20.19		
10	64QAM	50	0	19.77	19.90	20.10		
Channel				20775	21100	21425	Tune-up limit (dBm)	MPR (dB)
Frequency (MHz)				2502.5	2535	2567.5		
5	QPSK	1	0	23.16	23.13	22.96	24	0
5	QPSK	1	12	22.57	22.75	23.06		
5	QPSK	1	24	23.14	22.71	23.09		
5	QPSK	12	0	21.92	21.97	21.86	23	1
5	QPSK	12	7	21.70	21.82	22.10		
5	QPSK	12	13	21.95	21.70	22.12		
5	QPSK	25	0	21.90	21.74	21.72	23	1
5	16QAM	1	0	22.48	22.48	22.40		
5	16QAM	1	12	22.29	22.42	22.42		
5	16QAM	1	24	22.30	21.93	22.31	22	2
5	16QAM	12	0	20.90	20.91	21.10		
5	16QAM	12	7	20.95	20.91	21.18		
5	16QAM	12	13	21.10	20.78	21.28	22	2
5	16QAM	25	0	20.81	20.94	21.18		
5	64QAM	1	0	20.75	21.39	20.81		
5	64QAM	1	12	21.04	21.47	21.52	22	2
5	64QAM	1	24	21.47	21.23	21.22		
5	64QAM	12	0	19.75	19.95	20.24		
5	64QAM	12	7	19.80	19.99	20.16	21	3
5	64QAM	12	13	20.08	19.80	20.20		
5	64QAM	25	0	19.81	19.92	20.14		



<LTE Band 12>

BW [MHz]	Modulation	RB Size	RB Offset	Power Low Ch. / Freq.	Power Middle Ch. / Freq.	Power High Ch. / Freq.	Tune-up limit (dBm)	MPR (dB)
Channel				23060	23095	23130		
Frequency (MHz)				704	707.5	711		
10	QPSK	1	0	22.71	22.93	22.76		
10	QPSK	1	25	22.91	22.85	22.83	23	1
10	QPSK	1	49	22.74	22.84	22.87		
10	QPSK	25	0	21.78	21.89	21.84		
10	QPSK	25	12	21.69	21.64	21.62	23	1
10	QPSK	25	25	21.72	21.59	21.77		
10	QPSK	50	0	21.76	21.83	21.70		
10	16QAM	1	0	21.86	21.97	21.99	23	1
10	16QAM	1	25	22.12	21.85	22.14		
10	16QAM	1	49	22.05	21.87	22.10		
10	16QAM	25	0	20.73	20.79	20.83	22	2
10	16QAM	25	12	20.85	20.74	20.80		
10	16QAM	25	25	20.76	20.70	20.87		
10	16QAM	50	0	20.76	20.72	20.80	22	2
10	64QAM	1	0	21.10	21.17	21.14		
10	64QAM	1	25	21.11	21.16	21.15		
10	64QAM	1	49	21.17	21.16	21.12	21	3
10	64QAM	25	0	19.97	20.12	20.17		
10	64QAM	25	12	19.98	20.12	20.06		
10	64QAM	25	25	20.19	19.97	19.96	21	3
10	64QAM	50	0	19.99	20.09	19.99		
Channel				23035	23095	23155		
Frequency (MHz)				701.5	707.5	713.5		
5	QPSK	1	0	22.68	22.62	22.54	24	0
5	QPSK	1	12	22.83	22.51	22.83	23	1
5	QPSK	1	24	22.65	22.74	22.79		
5	QPSK	12	0	21.69	21.60	21.61		
5	QPSK	12	7	21.78	21.64	21.58	23	1
5	QPSK	12	13	21.64	21.49	21.68		
5	QPSK	25	0	21.82	21.56	21.67		
5	16QAM	1	0	21.80	21.88	21.96	23	1
5	16QAM	1	12	22.08	21.80	22.05		
5	16QAM	1	24	22.04	21.78	22.01		
5	16QAM	12	0	20.71	20.78	20.74	22	2
5	16QAM	12	7	20.85	20.70	20.76		
5	16QAM	12	13	20.67	20.64	20.84		
5	16QAM	25	0	20.69	20.67	20.72	22	2
5	64QAM	1	0	21.01	21.15	21.05		
5	64QAM	1	12	21.03	21.10	21.14		
5	64QAM	1	24	21.14	21.12	21.02	21	3
5	64QAM	12	0	19.96	20.07	20.11		
5	64QAM	12	7	19.96	20.08	20.02		
5	64QAM	12	13	20.16	19.94	19.89	21	3
5	64QAM	25	0	19.97	20.05	19.92		



Channel				23025	23095	23165	Tune-up limit (dBm)	MPR (dB)
Frequency (MHz)				700.5	707.5	714.5		
3	QPSK	1	0	22.64	22.60	22.45	24	0
3	QPSK	1	8	22.85	22.49	22.81		
3	QPSK	1	14	22.66	22.77	22.76		
3	QPSK	8	0	21.68	21.59	21.58	23	1
3	QPSK	8	4	21.78	21.59	21.53		
3	QPSK	8	7	21.59	21.45	21.70		
3	QPSK	15	0	21.73	21.54	21.56	23	1
3	16QAM	1	0	21.76	21.88	21.84		
3	16QAM	1	8	21.97	21.70	22.07		
3	16QAM	1	14	22.01	21.71	22.06	22	2
3	16QAM	8	0	20.62	20.70	20.70		
3	16QAM	8	4	20.79	20.64	20.62		
3	16QAM	8	7	20.68	20.65	20.71	21	3
3	16QAM	15	0	20.71	20.69	20.77		
3	64QAM	1	0	21.07	21.05	21.07		
3	64QAM	1	8	21.00	21.07	21.05	22	2
3	64QAM	1	14	21.09	21.02	21.00		
3	64QAM	8	0	19.96	19.95	20.07		
3	64QAM	8	4	19.85	20.02	20.01	21	3
3	64QAM	8	7	20.11	19.93	19.91		
3	64QAM	15	0	19.92	19.94	19.89		
Channel				23017	23095	23173	Tune-up limit (dBm)	MPR (dB)
Frequency (MHz)				699.7	707.5	715.3		
1.4	QPSK	1	0	22.56	22.54	22.40	24	0
1.4	QPSK	1	3	22.71	22.39	22.75		
1.4	QPSK	1	5	22.60	22.70	22.75		
1.4	QPSK	3	0	22.63	22.60	22.51		
1.4	QPSK	3	1	22.64	22.54	22.38		
1.4	QPSK	3	3	22.62	22.29	22.57		
1.4	QPSK	6	0	21.64	21.54	21.44	23	1
1.4	16QAM	1	0	21.69	21.85	21.77	23	1
1.4	16QAM	1	3	21.95	21.64	22.08		
1.4	16QAM	1	5	21.80	21.71	21.98		
1.4	16QAM	3	0	21.51	21.70	21.56		
1.4	16QAM	3	1	21.71	21.61	21.69		
1.4	16QAM	3	3	21.63	21.53	21.82		
1.4	16QAM	6	0	20.75	20.61	20.76	22	2
1.4	64QAM	1	0	21.00	21.05	21.00	22	2
1.4	64QAM	1	3	20.91	20.97	21.01		
1.4	64QAM	1	5	21.01	20.96	21.00		
1.4	64QAM	3	0	20.83	20.95	20.91		
1.4	64QAM	3	1	20.88	20.93	20.93		
1.4	64QAM	3	3	21.11	20.83	20.87		
1.4	64QAM	6	0	19.92	19.97	19.85	21	3



<LTE Band 13>

BW [MHz]	Modulation	RB Size	RB Offset	Power Low Ch. / Freq.	Power Middle Ch. / Freq.	Power High Ch. / Freq.	Tune-up limit (dBm)	MPR (dB)
Channel				23230				
Frequency (MHz)				782				
10	QPSK	1	0		22.97		24	0
10	QPSK	1	25		22.91			
10	QPSK	1	49		22.84			
10	QPSK	25	0		22.02		23	1
10	QPSK	25	12		21.87			
10	QPSK	25	25		22.01			
10	QPSK	50	0		21.88		23	1
10	16QAM	1	0		22.38			
10	16QAM	1	25		22.07			
10	16QAM	1	49		21.96		22	2
10	16QAM	25	0		21.17			
10	16QAM	25	12		21.08			
10	16QAM	25	25		21.07		21	3
10	16QAM	50	0		21.04			
10	64QAM	1	0		20.86			
10	64QAM	1	25		21.16		22	2
10	64QAM	1	49		21.04			
10	64QAM	25	0		20.24			
10	64QAM	25	12		20.10		21	3
10	64QAM	25	25		20.21			
10	64QAM	50	0		20.06			
Channel				23205	23230	23255	Tune-up limit (dBm)	MPR (dB)
Frequency (MHz)				779.5	782	784.5		
5	QPSK	1	0	22.87	22.86	22.67	24	0
5	QPSK	1	12	22.78	22.88	22.62		
5	QPSK	1	24	22.87	22.77	22.86		
5	QPSK	12	0	21.90	21.93	21.76	23	1
5	QPSK	12	7	21.97	21.82	21.76		
5	QPSK	12	13	21.84	21.98	21.94		
5	QPSK	25	0	22.06	21.83	21.85	23	1
5	16QAM	1	0	22.00	22.19	22.12		
5	16QAM	1	12	22.22	22.02	22.34		
5	16QAM	1	24	22.17	22.35	22.34	22	2
5	16QAM	12	0	20.88	21.14	21.02		
5	16QAM	12	7	20.98	21.04	20.96		
5	16QAM	12	13	20.87	21.05	21.05	21	3
5	16QAM	25	0	20.86	20.97	20.98		
5	64QAM	1	0	21.34	21.37	21.34		
5	64QAM	1	12	21.34	21.37	21.31	22	2
5	64QAM	1	24	21.34	21.38	21.39		
5	64QAM	12	0	20.16	20.31	20.27		
5	64QAM	12	7	20.12	20.31	20.34	21	3
5	64QAM	12	13	20.32	20.10	20.23		
5	64QAM	25	0	20.11	20.23	20.27		



<LTE Band 14>

BW [MHz]	Modulation	RB Size	RB Offset	Power Low Ch. / Freq.	Power Middle Ch. / Freq.	Power High Ch. / Freq.	Tune-up limit (dBm)	MPR (dB)
Channel				23330				
Frequency (MHz)				793				
10	QPSK	1	0		22.91		24	0
10	QPSK	1	25		22.78			
10	QPSK	1	49		22.87			
10	QPSK	25	0		21.86		23	1
10	QPSK	25	12		21.79			
10	QPSK	25	25		21.81			
10	QPSK	50	0		21.83		23	1
10	16QAM	1	0		22.35			
10	16QAM	1	25		22.01			
10	16QAM	1	49		22.10		22	2
10	16QAM	25	0		21.04			
10	16QAM	25	12		20.90			
10	16QAM	25	25		20.96		22	2
10	16QAM	50	0		20.83			
10	64QAM	1	0		21.35			
10	64QAM	1	25		21.38		22	2
10	64QAM	1	49		21.32			
10	64QAM	25	0		20.16			
10	64QAM	25	12		20.17		21	3
10	64QAM	25	25		20.38			
10	64QAM	50	0		20.18			
Channel				23305	23330	23355	Tune-up limit (dBm)	MPR (dB)
Frequency (MHz)				790.5	793	795.5		
5	QPSK	1	0	22.79	22.80	22.66	24	0
5	QPSK	1	12	22.83	22.79	22.84		
5	QPSK	1	24	22.80	22.77	22.87		
5	QPSK	12	0	21.88	21.84	21.68	23	1
5	QPSK	12	7	21.92	21.75	21.66		
5	QPSK	12	13	21.83	21.90	21.92		
5	QPSK	25	0	22.06	21.75	21.76	23	1
5	16QAM	1	0	21.93	22.37	22.02		
5	16QAM	1	12	22.20	21.93	22.34		
5	16QAM	1	24	22.07	22.35	22.38	22	2
5	16QAM	12	0	20.83	21.05	20.97		
5	16QAM	12	7	20.91	20.99	20.91		
5	16QAM	12	13	20.83	21.04	21.00	22	2
5	16QAM	25	0	20.86	20.89	20.94		
5	64QAM	1	0	21.34	21.34	21.36		
5	64QAM	1	12	21.30	21.38	21.30	22	2
5	64QAM	1	24	21.24	21.39	21.34		
5	64QAM	12	0	20.08	20.31	20.25		
5	64QAM	12	7	20.03	20.29	20.27	21	3
5	64QAM	12	13	20.32	20.09	20.13		
5	64QAM	25	0	20.07	20.13	20.27		



<LTE Band 17>

BW [MHz]	Modulation	RB Size	RB Offset	Power Low Ch. / Freq.	Power Middle Ch. / Freq.	Power High Ch. / Freq.	Tune-up limit (dBm)	MPR (dB)
Channel				23780	23790	23800		
Frequency (MHz)				709	710	711		
10	QPSK	1	0	22.68	22.91	22.63	24	0
10	QPSK	1	25	22.59	22.66	22.56		
10	QPSK	1	49	22.75	22.78	22.58		
10	QPSK	25	0	21.73	21.86	21.65	23	1
10	QPSK	25	12	21.64	21.60	21.55		
10	QPSK	25	25	21.69	21.80	21.59		
10	QPSK	50	0	21.64	21.71	21.62	23	1
10	16QAM	1	0	21.94	22.05	21.95		
10	16QAM	1	25	21.77	22.13	22.01		
10	16QAM	1	49	21.96	21.86	22.02	22	2
10	16QAM	25	0	20.59	20.59	20.73		
10	16QAM	25	12	20.75	20.69	20.69		
10	16QAM	25	25	20.81	20.87	20.77	22	2
10	16QAM	50	0	20.57	20.62	20.69		
10	64QAM	1	0	20.83	21.00	20.97		
10	64QAM	1	25	21.13	21.14	21.12	22	2
10	64QAM	1	49	21.06	21.12	21.10		
10	64QAM	25	0	19.78	20.01	20.11		
10	64QAM	25	12	19.88	19.88	20.02	21	3
10	64QAM	25	25	20.04	19.98	19.98		
10	64QAM	50	0	20.10	20.01	20.06		
Channel				23755	23790	23825	Tune-up limit (dBm)	MPR (dB)
Frequency (MHz)				706.5	710	713.5		
5	QPSK	1	0	22.64	22.59	22.32	24	0
5	QPSK	1	12	22.58	22.60	22.71		
5	QPSK	1	24	22.68	22.74	22.85		
5	QPSK	12	0	21.53	21.43	21.56	23	1
5	QPSK	12	7	21.58	21.50	21.46		
5	QPSK	12	13	21.66	21.76	21.64		
5	QPSK	25	0	21.54	21.65	21.60	23	1
5	16QAM	1	0	21.93	21.98	21.93		
5	16QAM	1	12	21.72	22.10	21.97		
5	16QAM	1	24	21.90	21.76	22.02	22	2
5	16QAM	12	0	20.57	20.55	20.65		
5	16QAM	12	7	20.68	20.64	20.66		
5	16QAM	12	13	20.72	20.83	20.75	22	2
5	16QAM	25	0	20.47	20.55	20.67		
5	64QAM	1	0	20.80	20.91	20.87		
5	64QAM	1	12	21.12	21.12	21.05	22	2
5	64QAM	1	24	21.00	21.07	21.06		
5	64QAM	12	0	19.76	19.95	20.06		
5	64QAM	12	7	19.84	19.84	19.95	21	3
5	64QAM	12	13	20.04	19.93	19.92		
5	64QAM	25	0	20.08	19.94	20.00		





<LTE Band 25>

BW [MHz]	Modulation	RB Size	RB Offset	Power Low Ch. / Freq.	Power Middle Ch. / Freq.	Power High Ch. / Freq.	Tune-up limit (dBm)	MPR (dB)
Channel				26140	26340	26590		
Frequency (MHz)				1860	1880	1905		
20	QPSK	1	0	22.88	23.12	22.95	24	0
20	QPSK	1	49	22.80	22.78	22.94		
20	QPSK	1	99	22.68	22.86	22.68		
20	QPSK	50	0	21.80	21.96	21.93	23	1
20	QPSK	50	24	21.78	21.83	21.87		
20	QPSK	50	50	21.75	21.68	21.84		
20	QPSK	100	0	21.76	21.94	21.92		
20	16QAM	1	0	22.26	22.20	22.12	23	1
20	16QAM	1	49	21.97	22.21	22.20		
20	16QAM	1	99	22.01	22.16	22.04		
20	16QAM	50	0	20.80	21.01	20.97	22	2
20	16QAM	50	24	20.85	20.90	20.95		
20	16QAM	50	50	20.78	20.79	20.92		
20	16QAM	100	0	20.83	20.85	20.95		
20	64QAM	1	0	21.25	21.20	21.25	22	2
20	64QAM	1	49	20.45	20.83	21.04		
20	64QAM	1	99	20.89	20.94	21.04		
20	64QAM	50	0	19.92	20.05	19.98	21	3
20	64QAM	50	24	19.90	19.89	20.00		
20	64QAM	50	50	19.85	19.73	19.97		
20	64QAM	100	0	19.84	19.91	20.00		
Channel				26115	26340	26615	Tune-up limit (dBm)	MPR (dB)
Frequency (MHz)				1857.5	1880	1907.5		
15	QPSK	1	0	23.05	22.85	22.57	24	0
15	QPSK	1	37	22.74	22.80	22.93		
15	QPSK	1	74	22.79	22.66	22.62		
15	QPSK	36	0	21.88	21.71	21.89	23	1
15	QPSK	36	20	21.76	21.70	21.78		
15	QPSK	36	39	21.62	21.67	21.78		
15	QPSK	75	0	21.74	21.66	21.84		
15	16QAM	1	0	22.26	22.25	22.04	23	1
15	16QAM	1	37	22.29	21.92	22.25		
15	16QAM	1	74	22.09	21.99	22.04		
15	16QAM	36	0	21.01	20.76	20.90	22	2
15	16QAM	36	20	20.85	20.75	20.86		
15	16QAM	36	39	20.70	20.68	20.87		
15	16QAM	75	0	20.79	20.74	20.94		
15	64QAM	1	0	21.23	21.16	21.15	22	2
15	64QAM	1	37	20.79	20.42	21.03		
15	64QAM	1	74	20.88	20.82	20.96		
15	64QAM	36	0	19.99	19.86	19.93	21	3
15	64QAM	36	20	19.85	19.85	19.94		
15	64QAM	36	39	19.63	19.82	19.87		
15	64QAM	75	0	19.88	19.74	20.00		



Channel				26090	26340	26640	Tune-up limit (dBm)	MPR (dB)
Frequency (MHz)				1855	1880	1910		
10	QPSK	1	0	23.05	22.81	22.55	24	0
10	QPSK	1	25	22.69	22.72	22.88		
10	QPSK	1	49	22.79	22.64	22.55		
10	QPSK	25	0	21.85	21.68	21.84	23	1
10	QPSK	25	12	21.72	21.70	21.69		
10	QPSK	25	25	21.62	21.58	21.72		
10	QPSK	50	0	21.65	21.60	21.78	23	1
10	16QAM	1	0	22.19	22.19	21.99		
10	16QAM	1	25	22.27	21.89	22.15		
10	16QAM	1	49	22.06	21.99	21.94	22	2
10	16QAM	25	0	20.93	20.68	20.86		
10	16QAM	25	12	20.85	20.75	20.81		
10	16QAM	25	25	20.68	20.59	20.87	21	3
10	16QAM	50	0	20.77	20.69	20.89		
10	64QAM	1	0	21.17	21.13	21.07		
10	64QAM	1	25	20.74	20.38	20.99	22	2
10	64QAM	1	49	20.86	20.73	20.96		
10	64QAM	25	0	19.99	19.79	19.86		
10	64QAM	25	12	19.84	19.84	19.93	21	3
10	64QAM	25	25	19.62	19.75	19.85		
10	64QAM	50	0	19.88	19.67	20.00		
Channel				26065	26340	26665	Tune-up limit (dBm)	MPR (dB)
Frequency (MHz)				1852.5	1880	1912.5		
5	QPSK	1	0	22.95	22.79	22.45	24	0
5	QPSK	1	12	22.64	22.69	22.84		
5	QPSK	1	24	22.79	22.62	22.49		
5	QPSK	12	0	21.79	21.62	21.80	23	1
5	QPSK	12	7	21.71	21.66	21.67		
5	QPSK	12	13	21.52	21.52	21.69		
5	QPSK	25	0	21.55	21.55	21.69	23	1
5	16QAM	1	0	22.28	22.16	21.89		
5	16QAM	1	12	22.27	21.84	22.15		
5	16QAM	1	24	22.02	21.92	21.90	22	2
5	16QAM	12	0	20.93	20.59	20.83		
5	16QAM	12	7	20.81	20.74	20.74		
5	16QAM	12	13	20.63	20.51	20.80	22	2
5	16QAM	25	0	20.73	20.65	20.83		
5	64QAM	1	0	21.16	21.10	21.00		
5	64QAM	1	12	20.72	20.33	20.93	22	2
5	64QAM	1	24	20.80	20.63	20.94		
5	64QAM	12	0	19.92	19.69	19.81		
5	64QAM	12	7	19.77	19.75	19.93	21	3
5	64QAM	12	13	19.56	19.66	19.79		
5	64QAM	25	0	19.78	19.58	19.92		



Channel				26055	26340	26675	Tune-up limit (dBm)	MPR (dB)
Frequency (MHz)				1851.5	1880	1913.5		
3	QPSK	1	0	22.95	22.72	22.35	24	0
3	QPSK	1	8	22.61	22.59	22.81		
3	QPSK	1	14	22.74	22.59	22.40		
3	QPSK	8	0	21.70	21.60	21.73	23	1
3	QPSK	8	4	21.69	21.65	21.62		
3	QPSK	8	7	21.42	21.49	21.62		
3	QPSK	15	0	21.52	21.55	21.66	23	1
3	16QAM	1	0	22.28	22.07	21.86		
3	16QAM	1	8	22.24	21.77	22.15		
3	16QAM	1	14	21.92	21.86	21.86	22	2
3	16QAM	8	0	20.83	20.49	20.78		
3	16QAM	8	4	20.72	20.70	20.74		
3	16QAM	8	7	20.53	20.43	20.76	22	2
3	16QAM	15	0	20.66	20.55	20.77		
3	64QAM	1	0	21.21	21.06	20.94		
3	64QAM	1	8	20.69	20.30	20.89	22	2
3	64QAM	1	14	20.78	20.53	20.87		
3	64QAM	8	0	19.92	19.69	19.74		
3	64QAM	8	4	19.72	19.70	19.88	21	3
3	64QAM	8	7	19.49	19.62	19.79		
3	64QAM	15	0	19.69	19.48	19.88		
Channel				26047	26340	26683	Tune-up limit (dBm)	MPR (dB)
Frequency (MHz)				1850.7	1880	1914.3		
1.4	QPSK	1	0	22.95	22.63	22.26	24	0
1.4	QPSK	1	3	22.60	22.57	22.78		
1.4	QPSK	1	5	22.64	22.54	22.37		
1.4	QPSK	3	0	22.61	22.54	22.64		
1.4	QPSK	3	1	22.63	22.56	22.52		
1.4	QPSK	3	3	22.34	22.40	22.52		
1.4	QPSK	6	0	21.48	21.51	21.56	23	1
1.4	16QAM	1	0	22.28	22.03	21.84	23	1
1.4	16QAM	1	3	22.17	21.69	22.06		
1.4	16QAM	1	5	21.87	21.81	21.80		
1.4	16QAM	3	0	21.78	21.48	21.70		
1.4	16QAM	3	1	21.63	21.67	21.72		
1.4	16QAM	3	3	21.53	21.34	21.69		
1.4	16QAM	6	0	20.57	20.55	20.70	22	2
1.4	64QAM	1	0	21.23	20.98	20.91	22	2
1.4	64QAM	1	3	20.69	20.22	20.79		
1.4	64QAM	1	5	20.68	20.44	20.79		
1.4	64QAM	3	0	20.86	20.62	20.71		
1.4	64QAM	3	1	20.68	20.65	20.79		
1.4	64QAM	3	3	20.42	20.62	20.73		
1.4	64QAM	6	0	19.59	19.44	19.80	21	3



<LTE Band 26>

BW [MHz]	Modulation	RB Size	RB Offset	Power Low Ch. / Freq.	Power Middle Ch. / Freq.	Power High Ch. / Freq.	Tune-up limit (dBm)	MPR (dB)
Channel				26765	26865	26965		
Frequency (MHz)				821.5	831.5	841.5		
15	QPSK	1	0	23.98	24.01	23.99	25	0
15	QPSK	1	37	23.95	23.99	23.93		
15	QPSK	1	74	23.94	23.91	23.94		
15	QPSK	36	0	22.94	22.98	22.94	24	1
15	QPSK	36	20	22.95	22.95	22.93		
15	QPSK	36	39	22.94	22.94	22.95		
15	QPSK	75	0	22.92	22.99	22.93		
15	16QAM	1	0	22.58	23.03	23.06	24	1
15	16QAM	1	37	23.29	22.70	23.38		
15	16QAM	1	74	23.29	23.39	23.25		
15	16QAM	36	0	22.00	21.89	22.13	23	2
15	16QAM	36	20	21.95	21.87	21.96		
15	16QAM	36	39	22.04	21.95	21.97		
15	16QAM	75	0	21.88	21.86	21.83		
15	64QAM	1	0	22.36	22.24	22.31	23	2
15	64QAM	1	37	21.86	21.39	22.04		
15	64QAM	1	74	21.95	21.94	21.98		
15	64QAM	36	0	20.95	20.89	20.95	22	3
15	64QAM	36	20	20.93	20.85	20.94		
15	64QAM	36	39	20.68	20.81	20.99		
15	64QAM	75	0	20.93	20.80	20.94		
Channel				26740	26865	26990	Tune-up limit (dBm)	MPR (dB)
Frequency (MHz)				819	831.5	844		
10	QPSK	1	0	23.92	23.97	23.95	25	0
10	QPSK	1	25	23.86	23.96	23.89		
10	QPSK	1	49	23.84	23.85	23.84		
10	QPSK	25	0	22.93	22.98	22.87	24	1
10	QPSK	25	12	22.94	22.87	22.89		
10	QPSK	25	25	22.85	22.87	22.94		
10	QPSK	50	0	22.85	22.92	22.91		
10	16QAM	1	0	22.64	23.09	23.14	24	1
10	16QAM	1	25	23.36	22.78	23.44		
10	16QAM	1	49	23.34	23.42	23.26		
10	16QAM	25	0	22.10	21.89	22.13	23	2
10	16QAM	25	12	22.01	21.96	21.98		
10	16QAM	25	25	22.08	22.01	21.97		
10	16QAM	50	0	21.97	21.94	21.90		
10	64QAM	1	0	22.45	22.32	22.40	23	2
10	64QAM	1	25	21.91	21.45	22.04		
10	64QAM	1	49	22.02	21.96	22.04		
10	64QAM	25	0	21.05	20.99	21.05	22	3
10	64QAM	25	12	20.94	20.90	21.00		
10	64QAM	25	25	20.73	20.90	20.99		
10	64QAM	50	0	20.97	20.84	20.98		



Channel				26715	26865	27015	Tune-up limit (dBm)	MPR (dB)
Frequency (MHz)				816.5	831.5	846.5		
5	QPSK	1	0	23.93	23.95	23.99	25	0
5	QPSK	1	12	23.85	23.97	23.86		
5	QPSK	1	24	23.89	23.87	23.90		
5	QPSK	12	0	22.93	22.98	22.88	24	1
5	QPSK	12	7	22.94	22.88	22.87		
5	QPSK	12	13	22.92	22.87	22.90		
5	QPSK	25	0	22.90	22.93	22.83	24	1
5	16QAM	1	0	22.30	23.02	23.44		
5	16QAM	1	12	23.32	22.77	23.35		
5	16QAM	1	24	23.33	23.36	23.20	23	2
5	16QAM	12	0	22.03	21.80	22.03		
5	16QAM	12	7	21.97	21.96	21.98		
5	16QAM	12	13	21.98	21.91	21.92	22	3
5	16QAM	25	0	21.90	21.88	21.82		
5	64QAM	1	0	22.40	22.31	22.39		
5	64QAM	1	12	21.81	21.38	22.01	23	2
5	64QAM	1	24	21.99	21.88	21.94		
5	64QAM	12	0	20.99	20.99	21.02		
5	64QAM	12	7	20.86	20.85	21.00	22	3
5	64QAM	12	13	20.73	20.89	20.92		
5	64QAM	25	0	20.89	20.81	20.90		
Channel				26705	26865	27025	Tune-up limit (dBm)	MPR (dB)
Frequency (MHz)				815.5	831.5	847.5		
3	QPSK	1	0	23.90	23.93	23.93	25	0
3	QPSK	1	8	23.86	23.90	23.85		
3	QPSK	1	14	23.85	23.82	23.93		
3	QPSK	8	0	22.87	22.96	22.88	24	1
3	QPSK	8	4	22.89	22.88	22.89		
3	QPSK	8	7	22.93	22.90	22.88		
3	QPSK	15	0	22.91	22.99	22.87	24	1
3	16QAM	1	0	22.29	22.94	23.42		
3	16QAM	1	8	23.29	22.67	23.25		
3	16QAM	1	14	23.28	23.36	23.16	23	2
3	16QAM	8	0	22.01	21.76	21.99		
3	16QAM	8	4	21.96	21.89	21.90		
3	16QAM	8	7	21.91	21.88	21.83	23	2
3	16QAM	15	0	21.86	21.83	21.78		
3	64QAM	1	0	22.37	22.27	22.34		
3	64QAM	1	8	21.79	21.30	22.00	23	2
3	64QAM	1	14	21.94	21.81	21.92		
3	64QAM	8	0	20.90	20.93	21.02		
3	64QAM	8	4	20.76	20.76	20.98	22	3
3	64QAM	8	7	20.67	20.83	20.84		
3	64QAM	15	0	20.83	20.75	20.82		



Channel				26697	26865	27033	Tune-up limit (dBm)	MPR (dB)
Frequency (MHz)				814.7	831.5	848.3		
1.4	QPSK	1	0	23.92	23.99	23.90	25	0
1.4	QPSK	1	3	23.93	23.89	23.90		
1.4	QPSK	1	5	23.92	23.81	23.86		
1.4	QPSK	3	0	23.82	23.81	23.81		
1.4	QPSK	3	1	23.72	23.88	23.71		
1.4	QPSK	3	3	23.89	23.95	23.79		
1.4	QPSK	6	0	22.82	22.84	22.77	24	1
1.4	16QAM	1	0	22.26	22.84	23.04	24	1
1.4	16QAM	1	3	22.97	22.82	23.00		
1.4	16QAM	1	5	22.94	23.07	23.08		
1.4	16QAM	3	0	22.93	22.68	22.91		
1.4	16QAM	3	1	22.90	22.87	22.89		
1.4	16QAM	3	3	22.88	22.79	22.81		
1.4	16QAM	6	0	21.83	21.82	21.74	23	2
1.4	64QAM	1	0	22.28	22.17	22.33	23	2
1.4	64QAM	1	3	21.74	21.26	21.97		
1.4	64QAM	1	5	21.85	21.79	21.88		
1.4	64QAM	3	0	21.82	21.85	21.93		
1.4	64QAM	3	1	21.73	21.71	21.98		
1.4	64QAM	3	3	21.67	21.76	21.83		
1.4	64QAM	6	0	20.83	20.71	20.78	22	3



<LTE Band 30>

BW [MHz]	Modulation	RB Size	RB Offset	Power Low Ch. / Freq.	Power Middle Ch. / Freq.	Power High Ch. / Freq.	Tune-up limit (dBm)	MPR (dB)
Channel				27710				
Frequency (MHz)				2310				
10	QPSK	1	0		21.95		23	0
10	QPSK	1	25		21.89			
10	QPSK	1	49		21.82			
10	QPSK	25	0		21.26		22	1
10	QPSK	25	12		21.15			
10	QPSK	25	25		21.14			
10	QPSK	50	0		21.19		22	1
10	16QAM	1	0		21.30			
10	16QAM	1	25		21.57			
10	16QAM	1	49		21.52		21	2
10	16QAM	25	0		20.20			
10	16QAM	25	12		20.25			
10	16QAM	25	25		20.19		21	2
10	16QAM	50	0		20.22			
10	64QAM	1	0		20.61			
10	64QAM	1	25		20.40		21	2
10	64QAM	1	49		20.67			
10	64QAM	25	0		19.44			
10	64QAM	25	12		19.30		20	3
10	64QAM	25	25		19.35			
10	64QAM	50	0		19.24			
Channel				27685	27710	27735	Tune-up limit (dBm)	MPR (dB)
Frequency (MHz)				2307.5	2310	2312.5		
5	QPSK	1	0	21.88	21.93	21.79	23	0
5	QPSK	1	12	21.89	21.92	21.77		
5	QPSK	1	24	21.88	21.90	21.78		
5	QPSK	12	0	21.15	21.23	21.14	22	1
5	QPSK	12	7	21.06	21.15	21.05		
5	QPSK	12	13	21.19	21.20	21.17		
5	QPSK	25	0	21.18	21.24	21.17	22	1
5	16QAM	1	0	21.37	21.39	21.37		
5	16QAM	1	12	21.51	21.57	21.43		
5	16QAM	1	24	21.56	21.60	21.52	21	2
5	16QAM	12	0	20.19	20.29	20.12		
5	16QAM	12	7	20.32	20.35	20.32		
5	16QAM	12	13	20.15	20.25	20.07	21	2
5	16QAM	25	0	20.18	20.26	20.18		
5	64QAM	1	0	20.26	20.31	20.21		
5	64QAM	1	12	20.46	20.50	20.40	21	2
5	64QAM	1	24	20.67	20.75	20.57		
5	64QAM	12	0	19.74	19.79	19.81		
5	64QAM	12	7	19.32	19.36	19.32	20	3
5	64QAM	12	13	19.27	19.35	19.21		
5	64QAM	25	0	19.32	19.37	19.27		



<LTE Band 66>

BW [MHz]	Modulation	RB Size	RB Offset	Power Low Ch. / Freq.	Power Middle Ch. / Freq.	Power High Ch. / Freq.	Tune-up limit (dBm)	MPR (dB)
Channel				132072	132322	132572		
Frequency (MHz)				1720	1745	1770		
20	QPSK	1	0	23.08	23.15	23.16	24	0
20	QPSK	1	49	22.91	23.14	23.04		
20	QPSK	1	99	22.87	23.07	22.88		
20	QPSK	50	0	21.96	21.99	22.00	23	1
20	QPSK	50	24	21.82	21.97	21.83		
20	QPSK	50	50	21.81	21.98	21.87		
20	QPSK	100	0	21.82	22.08	21.93		
20	16QAM	1	0	22.15	22.37	22.25	23	1
20	16QAM	1	49	22.08	22.32	22.14		
20	16QAM	1	99	22.15	22.16	22.14		
20	16QAM	50	0	21.00	21.03	21.01	22	2
20	16QAM	50	24	20.90	21.07	20.92		
20	16QAM	50	50	20.79	21.04	20.91		
20	16QAM	100	0	20.86	21.06	20.90		
20	64QAM	1	0	21.29	21.47	21.21	22	2
20	64QAM	1	49	21.31	21.45	21.13		
20	64QAM	1	99	21.19	21.29	21.15		
20	64QAM	50	0	19.98	20.09	19.98	21	3
20	64QAM	50	24	19.85	20.12	19.86		
20	64QAM	50	50	19.87	20.11	19.97		
20	64QAM	100	0	19.87	20.11	19.93		
Channel				132047	132322	132597	Tune-up limit (dBm)	MPR (dB)
Frequency (MHz)				1717.5	1745	1772.5		
15	QPSK	1	0	22.81	23.12	22.97	24	0
15	QPSK	1	37	22.72	23.21	22.78		
15	QPSK	1	74	22.83	23.13	22.81		
15	QPSK	36	0	21.96	21.90	21.92	23	1
15	QPSK	36	20	21.80	22.04	21.73		
15	QPSK	36	39	21.76	21.92	21.84		
15	QPSK	75	0	21.74	21.99	21.90		
15	16QAM	1	0	22.15	22.36	22.20	23	1
15	16QAM	1	37	22.04	22.30	22.12		
15	16QAM	1	74	22.08	22.08	22.13		
15	16QAM	36	0	20.99	20.94	20.91	22	2
15	16QAM	36	20	20.90	21.07	20.90		
15	16QAM	36	39	20.72	21.00	20.83		
15	16QAM	75	0	20.78	21.05	20.83		
15	64QAM	1	0	21.26	21.37	21.17	22	2
15	64QAM	1	37	21.30	21.42	21.03		
15	64QAM	1	74	21.09	21.28	21.09		
15	64QAM	36	0	19.91	20.04	19.92	21	3
15	64QAM	36	20	19.82	20.02	19.83		
15	64QAM	36	39	19.82	20.02	19.90		
15	64QAM	75	0	19.81	20.08	19.88		





Channel				132022	132322	132622	Tune-up limit (dBm)	MPR (dB)
Frequency (MHz)				1715	1745	1775		
10	QPSK	1	0	22.79	23.11	22.94	24	0
10	QPSK	1	25	22.70	23.11	22.68		
10	QPSK	1	49	22.81	23.13	22.71		
10	QPSK	25	0	21.89	21.81	21.82	23	1
10	QPSK	25	12	21.72	22.01	21.68		
10	QPSK	25	25	21.68	21.89	21.76		
10	QPSK	50	0	21.70	21.91	21.80	23	1
10	16QAM	1	0	22.10	22.29	22.19		
10	16QAM	1	25	22.01	22.24	22.11		
10	16QAM	1	49	22.06	22.07	22.08	22	2
10	16QAM	25	0	20.98	21.00	20.94		
10	16QAM	25	12	20.87	21.02	20.92		
10	16QAM	25	25	20.72	20.95	20.83	21	3
10	16QAM	50	0	20.82	21.03	20.83		
10	64QAM	1	0	21.26	21.41	21.11		
10	64QAM	1	25	21.23	21.45	21.09	22	2
10	64QAM	1	49	21.10	21.27	21.14		
10	64QAM	25	0	19.96	20.05	19.88		
10	64QAM	25	12	19.83	20.09	19.83	21	3
10	64QAM	25	25	19.85	20.04	19.93		
10	64QAM	50	0	19.85	20.10	19.83		
Channel				131997	132322	132647	Tune-up limit (dBm)	MPR (dB)
Frequency (MHz)				1712.5	1745	1777.5		
5	QPSK	1	0	22.77	23.10	22.94	24	0
5	QPSK	1	12	22.61	23.03	22.68		
5	QPSK	1	24	22.72	23.10	22.68		
5	QPSK	12	0	21.87	21.80	21.80	23	1
5	QPSK	12	7	21.69	21.91	21.66		
5	QPSK	12	13	21.59	21.81	21.76		
5	QPSK	25	0	21.62	21.82	21.79	23	1
5	16QAM	1	0	22.12	22.36	22.18		
5	16QAM	1	12	22.05	22.31	22.10		
5	16QAM	1	24	22.14	22.13	22.09	22	2
5	16QAM	12	0	20.97	20.95	21.01		
5	16QAM	12	7	20.84	21.01	20.88		
5	16QAM	12	13	20.71	20.99	20.84	22	2
5	16QAM	25	0	20.76	21.03	20.85		
5	64QAM	1	0	21.26	21.43	21.16		
5	64QAM	1	12	21.27	21.41	21.13	22	2
5	64QAM	1	24	21.11	21.22	21.11		
5	64QAM	12	0	19.96	20.04	19.89		
5	64QAM	12	7	19.75	20.03	19.86	21	3
5	64QAM	12	13	19.85	20.05	19.91		
5	64QAM	25	0	19.81	20.01	19.83		



Channel				131987	132322	132657	Tune-up limit (dBm)	MPR (dB)
Frequency (MHz)				1711.5	1745	1778.5		
3	QPSK	1	0	22.74	23.00	22.93	24	0
3	QPSK	1	8	22.57	22.99	22.67		
3	QPSK	1	14	22.64	23.02	22.63		
3	QPSK	8	0	21.84	21.80	21.80	23	1
3	QPSK	8	4	21.68	21.84	21.59		
3	QPSK	8	7	21.51	21.79	21.71		
3	QPSK	15	0	21.56	21.78	21.70	23	1
3	16QAM	1	0	22.06	22.35	22.16		
3	16QAM	1	8	21.98	22.29	22.13		
3	16QAM	1	14	22.15	22.15	22.09	22	2
3	16QAM	8	0	20.94	20.98	20.95		
3	16QAM	8	4	20.89	21.06	20.82		
3	16QAM	8	7	20.75	20.94	20.91	21	3
3	16QAM	15	0	20.85	21.04	20.80		
3	64QAM	1	0	21.26	21.45	21.14		
3	64QAM	1	8	21.26	21.39	21.09	22	2
3	64QAM	1	14	21.10	21.23	21.09		
3	64QAM	8	0	19.91	20.06	19.94		
3	64QAM	8	4	19.80	20.12	19.76	21	3
3	64QAM	8	7	19.86	20.01	19.88		
3	64QAM	15	0	19.82	20.01	19.92		
Channel				131979	132322	132665	Tune-up limit (dBm)	MPR (dB)
Frequency (MHz)				1710.7	1745	1779.3		
1.4	QPSK	1	0	22.89	23.22	23.06	24	0
1.4	QPSK	1	3	22.73	23.15	22.80		
1.4	QPSK	1	5	22.84	23.22	22.80		
1.4	QPSK	3	0	22.89	22.92	22.92		
1.4	QPSK	3	1	22.81	22.93	22.78		
1.4	QPSK	3	3	22.71	22.93	22.88		
1.4	QPSK	6	0	21.74	21.94	21.91	23	1
1.4	16QAM	1	0	21.92	21.94	21.93	23	1
1.4	16QAM	1	3	21.97	21.96	21.94		
1.4	16QAM	1	5	21.95	21.96	21.98		
1.4	16QAM	3	0	21.98	21.91	21.95		
1.4	16QAM	3	1	21.88	21.96	21.83		
1.4	16QAM	3	3	21.85	21.99	21.96		
1.4	16QAM	6	0	20.95	21.04	20.91	22	2
1.4	64QAM	1	0	21.19	21.39	21.16	22	2
1.4	64QAM	1	3	21.14	21.35	21.23		
1.4	64QAM	1	5	21.23	21.37	21.13		
1.4	64QAM	3	0	21.07	21.06	21.11		
1.4	64QAM	3	1	21.09	21.07	21.14		
1.4	64QAM	3	3	21.08	21.14	21.02		
1.4	64QAM	6	0	19.82	20.15	19.85	21	3



**Reduced Power Mode**

**<LTE Band 2>**

BW [MHz]	Modulation	RB Size	RB Offset	Power Low Ch. / Freq.	Power Middle Ch. / Freq.	Power High Ch. / Freq.	Tune-up limit (dBm)	MPR (dB)
Channel				18700	18900	19100		
Frequency (MHz)				1860	1880	1900		
20	QPSK	1	0	13.22	13.32	13.04	13.5	0
20	QPSK	1	49	13.21	13.12	12.91		
20	QPSK	1	99	13.06	13.19	13.20		
20	QPSK	50	0	12.85	12.59	12.54	13.5	0
20	QPSK	50	24	12.76	12.64	12.54		
20	QPSK	50	50	12.67	12.63	12.63		
20	QPSK	100	0	12.77	12.63	12.61		
20	16QAM	1	0	13.24	13.03	12.93	13.5	0
20	16QAM	1	49	13.21	12.90	12.97		
20	16QAM	1	99	13.11	12.94	13.08		
20	16QAM	50	0	12.85	12.63	12.53	13.5	0
20	16QAM	50	24	12.74	12.62	12.53		
20	16QAM	50	50	12.73	12.70	12.68		
20	16QAM	100	0	12.74	12.66	12.59		
20	64QAM	1	0	12.97	12.69	12.66	13.5	0
20	64QAM	1	49	12.89	12.66	12.65		
20	64QAM	1	99	12.78	12.75	12.80		
20	64QAM	50	0	12.77	12.54	12.47	13.5	0
20	64QAM	50	24	12.72	12.53	12.48		
20	64QAM	50	50	12.64	12.56	12.57		
20	64QAM	100	0	12.72	12.59	12.54		
Channel				18675	18900	19125	Tune-up limit (dBm)	MPR (dB)
Frequency (MHz)				1857.5	1880	1902.5		
15	QPSK	1	0	13.28	12.97	13.05	13.5	0
15	QPSK	1	37	13.20	12.95	13.01		
15	QPSK	1	74	13.10	13.12	13.25		
15	QPSK	36	0	12.85	12.59	12.55	13.5	0
15	QPSK	36	20	12.82	12.59	12.58		
15	QPSK	36	39	12.77	12.66	12.70		
15	QPSK	75	0	12.80	12.62	12.57		
15	16QAM	1	0	13.25	12.83	12.92	13.5	0
15	16QAM	1	37	13.23	12.83	12.82		
15	16QAM	1	74	13.06	13.03	13.00		
15	16QAM	36	0	12.79	12.61	12.57	13.5	0
15	16QAM	36	20	12.77	12.64	12.59		
15	16QAM	36	39	12.79	12.65	12.63		
15	16QAM	75	0	12.75	12.66	12.56		
15	64QAM	1	0	12.84	12.66	12.62	13.5	0
15	64QAM	1	37	12.88	12.69	12.60		
15	64QAM	1	74	12.87	12.65	12.81		
15	64QAM	36	0	12.71	12.50	12.45	13.5	0
15	64QAM	36	20	12.71	12.51	12.53		
15	64QAM	36	39	12.64	12.51	12.69		
15	64QAM	75	0	12.73	12.55	12.56		



Channel				18650	18900	19150	Tune-up limit (dBm)	MPR (dB)
Frequency (MHz)				1855	1880	1905		
10	QPSK	1	0	13.25	12.87	13.03	13.5	0
10	QPSK	1	25	13.27	12.79	12.79		
10	QPSK	1	49	12.92	13.07	13.04		
10	QPSK	25	0	12.72	12.48	12.54	13.5	0
10	QPSK	25	12	12.60	12.50	12.53		
10	QPSK	25	25	12.56	12.56	12.56		
10	QPSK	50	0	12.57	12.45	12.50	13.5	0
10	16QAM	1	0	13.08	13.03	12.87		
10	16QAM	1	25	13.08	12.86	12.79		
10	16QAM	1	49	13.10	12.83	12.88	13.5	0
10	16QAM	25	0	12.77	12.61	12.39		
10	16QAM	25	12	12.68	12.47	12.34		
10	16QAM	25	25	12.55	12.61	12.63	13.5	0
10	16QAM	50	0	12.60	12.54	12.47		
10	64QAM	1	0	12.94	12.58	12.50		
10	64QAM	1	25	12.73	12.57	12.56	13.5	0
10	64QAM	1	49	12.77	12.73	12.73		
10	64QAM	25	0	12.74	12.49	12.45		
10	64QAM	25	12	12.68	12.47	12.29	13.5	0
10	64QAM	25	25	12.52	12.51	12.57		
10	64QAM	50	0	12.73	12.55	12.56		
Channel				18625	18900	19175	Tune-up limit (dBm)	MPR (dB)
Frequency (MHz)				1852.5	1880	1907.5		
5	QPSK	1	0	13.25	12.96	13.04	13.5	0
5	QPSK	1	12	13.29	12.76	12.75		
5	QPSK	1	24	13.06	13.07	13.09		
5	QPSK	12	0	12.71	12.56	12.42	13.5	0
5	QPSK	12	7	12.74	12.53	12.47		
5	QPSK	12	13	12.58	12.52	12.48		
5	QPSK	25	0	12.65	12.43	12.55	13.5	0
5	16QAM	1	0	13.22	12.84	12.84		
5	16QAM	1	12	13.15	12.81	12.96		
5	16QAM	1	24	13.01	12.84	13.08	13.5	0
5	16QAM	12	0	12.73	12.52	12.40		
5	16QAM	12	7	12.66	12.57	12.45		
5	16QAM	12	13	12.71	12.64	12.53	13.5	0
5	16QAM	25	0	12.55	12.60	12.50		
5	64QAM	1	0	12.82	12.55	12.58		
5	64QAM	1	12	12.69	12.64	12.65	13.5	0
5	64QAM	1	24	12.77	12.69	12.63		
5	64QAM	12	0	12.76	12.34	12.28		
5	64QAM	12	7	12.55	12.48	12.46	13.5	0
5	64QAM	12	13	12.64	12.56	12.45		
5	64QAM	25	0	12.71	12.53	12.41		



Channel				18615	18900	19185	Tune-up limit (dBm)	MPR (dB)
Frequency (MHz)				1851.5	1880	1908.5		
3	QPSK	1	0	13.27	13.01	13.02	13.5	0
3	QPSK	1	8	13.27	12.82	12.82		
3	QPSK	1	14	12.88	13.19	13.02		
3	QPSK	8	0	12.68	12.59	12.37	13.5	0
3	QPSK	8	4	12.75	12.46	12.50		
3	QPSK	8	7	12.53	12.54	12.57		
3	QPSK	15	0	12.70	12.47	12.41	13.5	0
3	16QAM	1	0	13.23	12.86	12.74		
3	16QAM	1	8	13.18	12.79	12.95		
3	16QAM	1	14	12.93	12.82	12.95	13.5	0
3	16QAM	8	0	12.72	12.57	12.42		
3	16QAM	8	4	12.63	12.51	12.36		
3	16QAM	8	7	12.55	12.52	12.53	13.5	0
3	16QAM	15	0	12.70	12.51	12.50		
3	64QAM	1	0	12.87	12.62	12.57		
3	64QAM	1	8	12.77	12.52	12.60	13.5	0
3	64QAM	1	14	12.75	12.68	12.70		
3	64QAM	8	0	12.63	12.39	12.46		
3	64QAM	8	4	12.60	12.38	12.32	13.5	0
3	64QAM	8	7	12.55	12.36	12.53		
3	64QAM	15	0	12.70	12.47	12.53		
Channel				18607	18900	19193	Tune-up limit (dBm)	MPR (dB)
Frequency (MHz)				1850.7	1880	1909.3		
1.4	QPSK	1	0	13.23	12.92	12.87	13.5	0
1.4	QPSK	1	3	13.25	12.92	12.90		
1.4	QPSK	1	5	12.95	12.99	13.20		
1.4	QPSK	3	0	12.65	12.56	12.52		
1.4	QPSK	3	1	12.65	12.44	12.46		
1.4	QPSK	3	3	12.64	12.55	12.46		
1.4	QPSK	6	0	12.66	12.52	12.57	13.5	0
1.4	16QAM	1	0	13.08	12.88	12.92	13.5	0
1.4	16QAM	1	3	13.18	12.71	12.87		
1.4	16QAM	1	5	13.04	12.90	12.89		
1.4	16QAM	3	0	12.76	12.63	12.49		
1.4	16QAM	3	1	12.66	12.45	12.37		
1.4	16QAM	3	3	12.65	12.59	12.66		
1.4	16QAM	6	0	12.65	12.55	12.59	13.5	0
1.4	64QAM	1	0	12.95	12.54	12.49	13.5	0
1.4	64QAM	1	3	12.75	12.54	12.48		
1.4	64QAM	1	5	12.75	12.63	12.79		
1.4	64QAM	3	0	12.63	12.39	12.37		
1.4	64QAM	3	1	12.69	12.46	12.43		
1.4	64QAM	3	3	12.44	12.49	12.51		
1.4	64QAM	6	0	12.60	12.44	12.51	13.5	0



<LTE Band 4>

BW [MHz]	Modulation	RB Size	RB Offset	Power Low Ch. / Freq.	Power Middle Ch. / Freq.	Power High Ch. / Freq.	Tune-up limit (dBm)	MPR (dB)
Channel				20050	20175	20300		
Frequency (MHz)				1720	1732.5	1745		
20	QPSK	1	0	12.89	12.97	12.75		
20	QPSK	1	49	12.82	12.88	12.73	14	0
20	QPSK	1	99	12.80	12.94	12.67		
20	QPSK	50	0	12.80	12.93	12.62		
20	QPSK	50	24	12.79	12.70	12.64	14	0
20	QPSK	50	50	12.83	12.81	12.62		
20	QPSK	100	0	12.83	12.91	12.77		
20	16QAM	1	0	12.59	12.73	12.43	14	0
20	16QAM	1	49	12.63	12.44	12.39		
20	16QAM	1	99	12.49	12.27	12.42		
20	16QAM	50	0	12.63	12.59	12.45	14	0
20	16QAM	50	24	12.54	12.45	12.28		
20	16QAM	50	50	12.59	12.30	12.25		
20	16QAM	100	0	12.53	12.48	12.36	14	0
20	64QAM	1	0	12.64	12.77	12.36		
20	64QAM	1	49	12.56	12.74	12.42		
20	64QAM	1	99	12.60	12.60	12.41	14	0
20	64QAM	50	0	12.54	12.62	12.30		
20	64QAM	50	24	12.62	12.43	12.30		
20	64QAM	50	50	12.56	12.36	12.44	14	0
20	64QAM	100	0	12.61	12.57	12.40		
Channel				20025	20175	20325		
Frequency (MHz)				1717.5	1732.5	1747.5		
15	QPSK	1	0	12.90	12.86	12.89	14	0
15	QPSK	1	37	12.89	12.74	12.84	14	0
15	QPSK	1	74	12.93	12.94	12.92		
15	QPSK	36	0	12.79	12.73	12.71		
15	QPSK	36	20	12.73	12.65	12.75	14	0
15	QPSK	36	39	12.75	12.75	12.71		
15	QPSK	75	0	12.74	12.69	12.75		
15	16QAM	1	0	12.51	12.58	12.34	14	0
15	16QAM	1	37	12.69	12.52	12.38		
15	16QAM	1	74	12.56	12.33	12.34		
15	16QAM	36	0	12.62	12.55	12.33	14	0
15	16QAM	36	20	12.60	12.49	12.27		
15	16QAM	36	39	12.57	12.33	12.29		
15	16QAM	75	0	12.66	12.48	12.35	14	0
15	64QAM	1	0	12.56	12.69	12.26		
15	64QAM	1	37	12.58	12.57	12.30		
15	64QAM	1	74	12.44	12.49	12.36	14	0
15	64QAM	36	0	12.55	12.54	12.31		
15	64QAM	36	20	12.54	12.47	12.21		
15	64QAM	36	39	12.52	12.23	12.37	14	0
15	64QAM	75	0	12.47	12.45	12.28		



Channel				20000	20175	20350	Tune-up limit (dBm)	MPR (dB)
Frequency (MHz)				1715	1732.5	1750		
10	QPSK	1	0	12.92	12.78	12.71	14	0
10	QPSK	1	25	12.86	12.71	12.71		
10	QPSK	1	49	12.73	12.92	12.81		
10	QPSK	25	0	12.77	12.55	12.64	14	0
10	QPSK	25	12	12.58	12.60	12.74		
10	QPSK	25	25	12.74	12.75	12.70		
10	QPSK	50	0	12.58	12.55	12.66	14	0
10	16QAM	1	0	12.49	12.62	12.38		
10	16QAM	1	25	12.48	12.44	12.40		
10	16QAM	1	49	12.54	12.43	12.36	14	0
10	16QAM	25	0	12.62	12.60	12.29		
10	16QAM	25	12	12.56	12.46	12.26		
10	16QAM	25	25	12.64	12.36	12.23	14	0
10	16QAM	50	0	12.50	12.42	12.30		
10	64QAM	1	0	12.52	12.65	12.31		
10	64QAM	1	25	12.46	12.62	12.26	14	0
10	64QAM	1	49	12.56	12.60	12.37		
10	64QAM	25	0	12.45	12.50	12.26		
10	64QAM	25	12	12.60	12.46	12.16	14	0
10	64QAM	25	25	12.52	12.30	12.37		
10	64QAM	50	0	12.52	12.48	12.33		
Channel				19975	20175	20375	Tune-up limit (dBm)	MPR (dB)
Frequency (MHz)				1712.5	1732.5	1752.5		
5	QPSK	1	0	12.88	12.66	12.81	14	0
5	QPSK	1	12	12.70	12.60	12.81		
5	QPSK	1	24	12.87	12.86	12.74		
5	QPSK	12	0	12.77	12.65	12.68	14	0
5	QPSK	12	7	12.70	12.47	12.69		
5	QPSK	12	13	12.59	12.75	12.56		
5	QPSK	25	0	12.66	12.53	12.62	14	0
5	16QAM	1	0	12.52	12.55	12.31		
5	16QAM	1	12	12.53	12.42	12.41		
5	16QAM	1	24	12.59	12.44	12.41	14	0
5	16QAM	12	0	12.47	12.53	12.29		
5	16QAM	12	7	12.55	12.48	12.20		
5	16QAM	12	13	12.60	12.43	12.20	14	0
5	16QAM	25	0	12.59	12.46	12.28		
5	64QAM	1	0	12.51	12.67	12.25		
5	64QAM	1	12	12.51	12.65	12.39	14	0
5	64QAM	1	24	12.53	12.57	12.40		
5	64QAM	12	0	12.40	12.55	12.35		
5	64QAM	12	7	12.59	12.46	12.15	14	0
5	64QAM	12	13	12.54	12.28	12.36		
5	64QAM	25	0	12.50	12.53	12.27		



Channel				19965	20175	20385	Tune-up limit (dBm)	MPR (dB)
Frequency (MHz)				1711.5	1732.5	1753.5		
3	QPSK	1	0	12.88	12.82	12.70	14	0
3	QPSK	1	8	12.82	12.64	12.66		
3	QPSK	1	14	12.90	12.94	12.89		
3	QPSK	8	0	12.65	12.72	12.54	14	0
3	QPSK	8	4	12.73	12.49	12.69		
3	QPSK	8	7	12.75	12.70	12.55		
3	QPSK	15	0	12.55	12.52	12.61	14	0
3	16QAM	1	0	12.46	12.47	12.41		
3	16QAM	1	8	12.44	12.49	12.35		
3	16QAM	1	14	12.50	12.40	12.29	14	0
3	16QAM	8	0	12.38	12.49	12.31		
3	16QAM	8	4	12.47	12.39	12.26		
3	16QAM	8	7	12.48	12.46	12.20	14	0
3	16QAM	15	0	12.42	12.45	12.24		
3	64QAM	1	0	12.52	12.71	12.27		
3	64QAM	1	8	12.54	12.64	12.33	14	0
3	64QAM	1	14	12.45	12.52	12.38		
3	64QAM	8	0	12.49	12.57	12.28		
3	64QAM	8	4	12.57	12.41	12.16	14	0
3	64QAM	8	7	12.52	12.31	12.36		
3	64QAM	15	0	12.54	12.48	12.25		
Channel				19957	20175	20393	Tune-up limit (dBm)	MPR (dB)
Frequency (MHz)				1710.7	1732.5	1754.3		
1.4	QPSK	1	0	12.95	12.77	12.81	14	0
1.4	QPSK	1	3	12.86	12.72	12.74		
1.4	QPSK	1	5	12.90	12.74	12.86		
1.4	QPSK	3	0	12.64	12.62	12.56		
1.4	QPSK	3	1	12.55	12.46	12.73		
1.4	QPSK	3	3	12.66	12.74	12.55		
1.4	QPSK	6	0	12.61	12.50	12.72	14	0
1.4	16QAM	1	0	12.34	12.35	12.41	14	0
1.4	16QAM	1	3	12.37	12.31	12.30		
1.4	16QAM	1	5	12.42	12.37	12.33		
1.4	16QAM	3	0	12.39	12.33	12.33		
1.4	16QAM	3	1	12.35	12.32	12.27		
1.4	16QAM	3	3	12.42	12.34	12.20		
1.4	16QAM	6	0	12.37	12.39	12.38	14	0
1.4	64QAM	1	0	12.55	12.68	12.32	14	0
1.4	64QAM	1	3	12.53	12.71	12.37		
1.4	64QAM	1	5	12.41	12.45	12.37		
1.4	64QAM	3	0	12.58	12.52	12.29		
1.4	64QAM	3	1	12.57	12.43	12.25		
1.4	64QAM	3	3	12.51	12.26	12.35		
1.4	64QAM	6	0	12.58	12.49	12.30	14	0





<LTE Band 5>

BW [MHz]	Modulation	RB Size	RB Offset	Power Low Ch. / Freq.	Power Middle Ch. / Freq.	Power High Ch. / Freq.	Tune-up limit (dBm)	MPR (dB)
Channel				20450	20525	20600		
Frequency (MHz)				829	836.5	844		
10	QPSK	1	0	15.15	15.21	15.20	16	0
10	QPSK	1	25	15.15	15.11	15.19		
10	QPSK	1	49	15.14	15.12	15.18		
10	QPSK	25	0	15.07	15.15	15.13	16	0
10	QPSK	25	12	15.06	15.14	15.06		
10	QPSK	25	25	15.02	15.06	15.08		
10	QPSK	50	0	15.07	15.14	15.12	16	0
10	16QAM	1	0	14.98	15.01	14.81		
10	16QAM	1	25	14.85	14.89	14.87		
10	16QAM	1	49	14.90	14.94	14.91	16	0
10	16QAM	25	0	14.77	14.81	14.76		
10	16QAM	25	12	14.85	14.67	14.66		
10	16QAM	25	25	14.82	14.85	14.82	16	0
10	16QAM	50	0	14.72	14.69	14.76		
10	64QAM	1	0	14.68	14.94	14.73		
10	64QAM	1	25	14.91	14.91	14.75	16	0
10	64QAM	1	49	14.91	14.84	14.86		
10	64QAM	25	0	14.60	14.81	14.62		
10	64QAM	25	12	14.68	14.75	14.74	16	0
10	64QAM	25	25	14.89	14.64	14.70		
10	64QAM	50	0	14.69	14.76	14.79		
Channel				20425	20525	20625	Tune-up limit (dBm)	MPR (dB)
Frequency (MHz)				826.5	836.5	846.5		
5	QPSK	1	0	15.02	15.03	15.19	16	0
5	QPSK	1	12	15.09	15.17	15.08		
5	QPSK	1	24	14.96	15.09	15.18		
5	QPSK	12	0	14.96	15.01	14.96	16	0
5	QPSK	12	7	14.92	15.10	15.00		
5	QPSK	12	13	14.99	14.98	15.11		
5	QPSK	25	0	15.05	15.04	14.99	16	0
5	16QAM	1	0	14.61	14.78	14.69		
5	16QAM	1	12	14.63	14.71	14.62		
5	16QAM	1	24	14.64	14.61	14.59	16	0
5	16QAM	12	0	14.65	14.75	14.61		
5	16QAM	12	7	14.55	14.75	14.56		
5	16QAM	12	13	14.66	14.64	14.53	16	0
5	16QAM	25	0	14.59	14.77	14.67		
5	64QAM	1	0	14.81	14.97	14.96		
5	64QAM	1	12	14.85	14.97	14.89	16	0
5	64QAM	1	24	14.88	14.91	14.86		
5	64QAM	12	0	14.61	14.73	14.55		
5	64QAM	12	7	14.63	14.71	14.63	16	0
5	64QAM	12	13	14.67	14.72	14.48		
5	64QAM	25	0	14.67	14.80	14.66		



Channel				20415	20525	20635	Tune-up limit (dBm)	MPR (dB)
Frequency (MHz)				825.5	836.5	847.5		
3	QPSK	1	0	14.96	15.19	15.19	16	0
3	QPSK	1	8	15.09	15.08	15.08		
3	QPSK	1	14	14.94	15.08	15.04		
3	QPSK	8	0	14.93	15.06	15.00	16	0
3	QPSK	8	4	14.87	15.03	14.97		
3	QPSK	8	7	15.08	15.10	15.11		
3	QPSK	15	0	14.96	14.94	15.05	16	0
3	16QAM	1	0	14.46	14.65	14.54		
3	16QAM	1	8	14.57	14.66	14.51		
3	16QAM	1	14	14.57	14.62	14.50	16	0
3	16QAM	8	0	14.54	14.75	14.58		
3	16QAM	8	4	14.58	14.69	14.51		
3	16QAM	8	7	14.59	14.70	14.54	16	0
3	16QAM	15	0	14.54	14.72	14.53		
3	64QAM	1	0	14.76	14.94	14.78		
3	64QAM	1	8	14.89	14.94	14.76	16	0
3	64QAM	1	14	14.79	14.90	14.77		
3	64QAM	8	0	14.64	14.76	14.62		
3	64QAM	8	4	14.69	14.85	14.55	16	0
3	64QAM	8	7	14.68	14.76	14.60		
3	64QAM	15	0	14.58	14.75	14.53		
Channel				20407	20525	20643	Tune-up limit (dBm)	MPR (dB)
Frequency (MHz)				824.7	836.5	848.3		
1.4	QPSK	1	0	15.12	15.09	15.00	16	0
1.4	QPSK	1	3	15.07	15.08	15.05		
1.4	QPSK	1	5	15.05	15.14	15.16		
1.4	QPSK	3	0	15.00	15.03	14.98		
1.4	QPSK	3	1	14.90	15.08	15.13		
1.4	QPSK	3	3	15.10	15.08	15.18		
1.4	QPSK	6	0	15.04	15.14	14.95	16	0
1.4	16QAM	1	0	14.48	14.73	14.41	16	0
1.4	16QAM	1	3	14.49	14.64	14.42		
1.4	16QAM	1	5	14.53	14.65	14.50		
1.4	16QAM	3	0	14.41	14.69	14.52		
1.4	16QAM	3	1	14.50	14.67	14.54		
1.4	16QAM	3	3	14.47	14.62	14.51		
1.4	16QAM	6	0	14.58	14.61	14.42	16	0
1.4	64QAM	1	0	14.77	15.02	14.74	16	0
1.4	64QAM	1	3	14.78	14.97	14.74		
1.4	64QAM	1	5	14.93	14.95	14.83		
1.4	64QAM	3	0	14.48	14.73	14.56		
1.4	64QAM	3	1	14.55	14.64	14.53		
1.4	64QAM	3	3	14.52	14.73	14.52		
1.4	64QAM	6	0	14.52	14.73	14.53	16	0



<LTE Band 7>

BW [MHz]	Modulation	RB Size	RB Offset	Power Low Ch. / Freq.	Power Middle Ch. / Freq.	Power High Ch. / Freq.	Tune-up limit (dBm)	MPR (dB)
Channel				20850	21100	21350		
Frequency (MHz)				2510	2535	2560		
20	QPSK	1	0	12.57	12.58	12.45	13.5	0
20	QPSK	1	49	12.28	12.41	12.33		
20	QPSK	1	99	12.23	12.33	12.21		
20	QPSK	50	0	12.39	12.43	12.37	13.5	0
20	QPSK	50	24	12.25	12.23	12.16		
20	QPSK	50	50	12.13	12.15	12.11		
20	QPSK	100	0	12.24	12.27	12.19	13.5	0
20	16QAM	1	0	12.25	12.12	12.33		
20	16QAM	1	49	12.14	12.21	12.21		
20	16QAM	1	99	12.11	12.17	12.08	13.5	0
20	16QAM	50	0	12.27	12.31	12.25		
20	16QAM	50	24	11.99	12.00	12.03		
20	16QAM	50	50	12.03	11.95	12.05	13.5	0
20	16QAM	100	0	12.16	12.29	12.19		
20	64QAM	1	0	12.01	11.89	12.09		
20	64QAM	1	49	11.96	12.11	12.18	13.5	0
20	64QAM	1	99	12.10	12.28	12.12		
20	64QAM	50	0	11.91	11.94	12.07		
20	64QAM	50	24	11.96	11.98	12.00	13.5	0
20	64QAM	50	50	11.85	12.06	11.87		
20	64QAM	100	0	12.01	12.12	12.09		
Channel				20825	21100	21375	Tune-up limit (dBm)	MPR (dB)
Frequency (MHz)				2507.5	2535	2562.5		
15	QPSK	1	0	12.33	12.15	12.14	13.5	0
15	QPSK	1	37	11.73	12.21	12.20		
15	QPSK	1	74	12.07	12.04	12.12		
15	QPSK	36	0	12.02	12.09	12.24	13.5	0
15	QPSK	36	20	11.78	12.23	12.16		
15	QPSK	36	39	11.96	11.85	12.13		
15	QPSK	75	0	11.93	12.11	12.15	13.5	0
15	16QAM	1	0	12.26	12.28	12.24		
15	16QAM	1	37	12.10	12.23	12.08		
15	16QAM	1	74	11.96	12.14	12.01	13.5	0
15	16QAM	36	0	12.20	12.36	12.26		
15	16QAM	36	20	11.93	11.93	12.03		
15	16QAM	36	39	11.98	11.98	11.88	13.5	0
15	16QAM	75	0	12.08	12.18	12.14		
15	64QAM	1	0	11.83	12.12	12.26		
15	64QAM	1	37	11.99	12.17	12.19	13.5	0
15	64QAM	1	74	11.94	12.16	12.15		
15	64QAM	36	0	11.90	12.04	12.07		
15	64QAM	36	20	11.92	12.11	12.10	13.5	0
15	64QAM	36	39	12.03	12.14	12.00		
15	64QAM	75	0	11.93	12.13	12.12		



Channel				20800	21100	21400	Tune-up limit (dBm)	MPR (dB)
Frequency (MHz)				2505	2535	2565		
10	QPSK	1	0	12.25	12.13	12.20	13.5	0
10	QPSK	1	25	11.75	12.13	12.15		
10	QPSK	1	49	12.21	12.18	12.13		
10	QPSK	25	0	12.06	12.01	12.33	13.5	0
10	QPSK	25	12	11.89	12.21	12.15		
10	QPSK	25	25	12.12	11.88	12.12		
10	QPSK	50	0	12.00	12.06	12.12	13.5	0
10	16QAM	1	0	12.27	12.32	12.25		
10	16QAM	1	25	12.03	12.24	12.02		
10	16QAM	1	49	12.03	12.04	12.16	13.5	0
10	16QAM	25	0	12.23	12.36	12.22		
10	16QAM	25	12	11.95	11.96	12.00		
10	16QAM	25	25	12.01	11.94	11.89	13.5	0
10	16QAM	50	0	12.08	12.25	12.16		
10	64QAM	1	0	11.82	12.17	12.28		
10	64QAM	1	25	12.03	12.33	12.19	13.5	0
10	64QAM	1	49	12.14	12.17	12.19		
10	64QAM	25	0	11.87	12.21	12.10		
10	64QAM	25	12	11.99	12.21	12.06	13.5	0
10	64QAM	25	25	11.99	12.27	12.03		
10	64QAM	50	0	11.98	12.21	11.99		
Channel				20775	21100	21425	Tune-up limit (dBm)	MPR (dB)
Frequency (MHz)				2502.5	2535	2567.5		
5	QPSK	1	0	12.28	12.15	12.24	13.5	0
5	QPSK	1	12	11.77	12.19	12.12		
5	QPSK	1	24	12.23	12.13	12.11		
5	QPSK	12	0	12.01	12.07	12.06	13.5	0
5	QPSK	12	7	11.79	12.20	12.16		
5	QPSK	12	13	12.05	11.98	12.17		
5	QPSK	25	0	12.02	12.03	12.15	13.5	0
5	16QAM	1	0	12.27	12.31	12.23		
5	16QAM	1	12	12.01	12.20	12.14		
5	16QAM	1	24	12.06	12.14	12.06	13.5	0
5	16QAM	12	0	12.17	12.24	12.23		
5	16QAM	12	7	11.99	11.92	12.03		
5	16QAM	12	13	11.98	11.99	11.93	13.5	0
5	16QAM	25	0	12.08	12.23	12.15		
5	64QAM	1	0	11.84	12.20	12.03		
5	64QAM	1	12	11.96	12.21	12.03	13.5	0
5	64QAM	1	24	12.01	12.22	12.15		
5	64QAM	12	0	11.74	12.09	11.86		
5	64QAM	12	7	11.77	12.09	11.89	13.5	0
5	64QAM	12	13	11.76	12.05	11.81		
5	64QAM	25	0	11.85	12.07	11.86		



<LTE Band 12>

BW [MHz]	Modulation	RB Size	RB Offset	Power Low Ch. / Freq.	Power Middle Ch. / Freq.	Power High Ch. / Freq.	Tune-up limit (dBm)	MPR (dB)
Channel				23060	23095	23130		
Frequency (MHz)				704	707.5	711		
10	QPSK	1	0	18.00	18.04	17.97		
10	QPSK	1	25	18.03	17.86	17.93	19	0
10	QPSK	1	49	17.93	17.89	18.00		
10	QPSK	25	0	17.93	17.98	17.88		
10	QPSK	25	12	17.91	17.83	17.83	19	0
10	QPSK	25	25	17.87	17.78	17.95		
10	QPSK	50	0	17.90	17.94	17.86		
10	16QAM	1	0	17.81	17.99	17.90	19	0
10	16QAM	1	25	17.85	17.96	17.99		
10	16QAM	1	49	17.86	17.94	17.99		
10	16QAM	25	0	17.78	17.89	17.83	19	0
10	16QAM	25	12	17.73	17.81	17.86		
10	16QAM	25	25	17.92	17.88	17.89		
10	16QAM	50	0	17.80	17.96	17.80	19	0
10	64QAM	1	0	17.63	17.73	17.79		
10	64QAM	1	25	17.72	17.90	17.89		
10	64QAM	1	49	17.96	17.82	17.88	19	0
10	64QAM	25	0	17.57	17.66	17.58		
10	64QAM	25	12	17.63	17.68	17.69		
10	64QAM	25	25	17.70	17.70	17.70	19	0
10	64QAM	50	0	17.58	17.79	17.82		
Channel				23035	23095	23155		
Frequency (MHz)				701.5	707.5	713.5		
5	QPSK	1	0	17.88	17.99	17.95	19	0
5	QPSK	1	12	18.01	17.72	17.84		
5	QPSK	1	24	17.78	17.70	18.03		
5	QPSK	12	0	17.87	17.73	17.69	19	0
5	QPSK	12	7	17.88	17.67	17.76		
5	QPSK	12	13	17.75	17.66	17.86		
5	QPSK	25	0	17.87	17.69	17.90	19	0
5	16QAM	1	0	17.86	17.96	17.80		
5	16QAM	1	12	17.82	18.03	17.86		
5	16QAM	1	24	17.99	17.93	17.92	19	0
5	16QAM	12	0	17.71	17.72	17.65		
5	16QAM	12	7	17.71	17.70	17.70		
5	16QAM	12	13	17.77	17.74	17.87	19	0
5	16QAM	25	0	17.82	17.78	17.93		
5	64QAM	1	0	17.61	17.69	17.78		
5	64QAM	1	12	17.68	17.84	17.83	19	0
5	64QAM	1	24	17.92	17.86	17.79		
5	64QAM	12	0	17.54	17.59	17.59		
5	64QAM	12	7	17.58	17.64	17.67	19	0
5	64QAM	12	13	17.59	17.68	17.58		
5	64QAM	25	0	17.47	17.74	17.77		



Channel				23025	23095	23165	Tune-up limit (dBm)	MPR (dB)
Frequency (MHz)				700.5	707.5	714.5		
3	QPSK	1	0	17.95	17.91	17.84	19	0
3	QPSK	1	8	17.91	17.76	17.79		
3	QPSK	1	14	17.77	17.77	18.00		
3	QPSK	8	0	18.03	17.77	17.75	19	0
3	QPSK	8	4	17.91	17.77	17.63		
3	QPSK	8	7	17.80	17.60	17.75		
3	QPSK	15	0	17.95	17.70	17.88	19	0
3	16QAM	1	0	17.76	17.98	17.77		
3	16QAM	1	8	17.83	17.87	17.85		
3	16QAM	1	14	18.04	17.84	17.87	19	0
3	16QAM	8	0	17.65	17.80	17.74		
3	16QAM	8	4	17.69	17.78	17.79		
3	16QAM	8	7	17.81	17.84	17.72	19	0
3	16QAM	15	0	17.81	17.88	17.85		
3	64QAM	1	0	17.64	17.70	17.72		
3	64QAM	1	8	17.71	17.88	17.86	19	0
3	64QAM	1	14	17.98	17.84	17.79		
3	64QAM	8	0	17.44	17.65	17.57		
3	64QAM	8	4	17.54	17.53	17.53	19	0
3	64QAM	8	7	17.68	17.69	17.72		
3	64QAM	15	0	17.52	17.77	17.78		
Channel				23017	23095	23173	Tune-up limit (dBm)	MPR (dB)
Frequency (MHz)				699.7	707.5	715.3		
1.4	QPSK	1	0	17.89	17.86	17.86	19	0
1.4	QPSK	1	3	17.96	17.86	17.88		
1.4	QPSK	1	5	17.83	17.89	17.90		
1.4	QPSK	3	0	17.91	17.77	17.80		
1.4	QPSK	3	1	17.89	17.80	17.65		
1.4	QPSK	3	3	17.85	17.73	17.93		
1.4	QPSK	6	0	17.81	17.78	17.81	19	0
1.4	16QAM	1	0	17.74	17.93	17.74	19	0
1.4	16QAM	1	3	17.82	17.87	17.92		
1.4	16QAM	1	5	17.95	17.87	17.86		
1.4	16QAM	3	0	17.62	17.74	17.75		
1.4	16QAM	3	1	17.68	17.69	17.72		
1.4	16QAM	3	3	17.79	17.79	17.73		
1.4	16QAM	6	0	17.78	17.83	17.77	19	0
1.4	64QAM	1	0	17.61	17.67	17.82	19	0
1.4	64QAM	1	3	17.65	17.82	17.85		
1.4	64QAM	1	5	17.97	17.78	17.81		
1.4	64QAM	3	0	17.56	17.65	17.54		
1.4	64QAM	3	1	17.62	17.65	17.59		
1.4	64QAM	3	3	17.66	17.74	17.67		
1.4	64QAM	6	0	17.59	17.66	17.75	19	0



<LTE Band 13>

BW [MHz]	Modulation	RB Size	RB Offset	Power Low Ch. / Freq.	Power Middle Ch. / Freq.	Power High Ch. / Freq.	Tune-up limit (dBm)	MPR (dB)
Channel				23230			19	0
Frequency (MHz)				782				
10	QPSK	1	0		18.15		19	0
10	QPSK	1	25		18.00			
10	QPSK	1	49		18.01			
10	QPSK	25	0		17.99		19	0
10	QPSK	25	12		17.85			
10	QPSK	25	25		17.90			
10	QPSK	50	0		17.92		19	0
10	16QAM	1	0		18.12			
10	16QAM	1	25		18.10			
10	16QAM	1	49		18.14		19	0
10	16QAM	25	0		18.10			
10	16QAM	25	12		17.97			
10	16QAM	25	25		17.96		19	0
10	16QAM	50	0		17.98			
10	64QAM	1	0		18.12			
10	64QAM	1	25		17.97		19	0
10	64QAM	1	49		18.14			
10	64QAM	25	0		18.04			
10	64QAM	25	12		17.98		19	0
10	64QAM	25	25		17.93			
10	64QAM	50	0		17.98			
Channel				23205	23230	23255	Tune-up limit (dBm)	MPR (dB)
Frequency (MHz)				779.5	782	784.5	19	0
5	QPSK	1	0	17.81	17.87	17.81		
5	QPSK	1	12	17.83	17.81	17.83	19	0
5	QPSK	1	24	17.67	17.78	17.81		
5	QPSK	12	0	17.78	17.77	17.74		
5	QPSK	12	7	17.78	17.74	17.78	19	0
5	QPSK	12	13	17.73	17.73	17.80		
5	QPSK	25	0	17.82	17.76	17.80		
5	16QAM	1	0	18.08	18.14	18.01	19	0
5	16QAM	1	12	18.14	17.99	18.07		
5	16QAM	1	24	18.03	18.14	18.09		
5	16QAM	12	0	17.75	17.80	17.74	19	0
5	16QAM	12	7	17.81	17.77	17.79		
5	16QAM	12	13	17.79	17.74	17.88		
5	16QAM	25	0	17.79	17.81	17.80	19	0
5	64QAM	1	0	17.90	18.11	18.06		
5	64QAM	1	12	18.08	17.97	18.10		
5	64QAM	1	24	17.96	17.99	18.06	19	0
5	64QAM	12	0	17.72	17.72	17.74		
5	64QAM	12	7	17.73	17.75	17.92		
5	64QAM	12	13	17.77	17.71	17.92	19	0
5	64QAM	25	0	17.79	17.78	17.84		



<LTE Band 14>

BW [MHz]	Modulation	RB Size	RB Offset	Power Low Ch. / Freq.	Power Middle Ch. / Freq.	Power High Ch. / Freq.	Tune-up limit (dBm)	MPR (dB)
Channel				23330			19	0
Frequency (MHz)				793				
10	QPSK	1	0		18.19		19	0
10	QPSK	1	25		18.16			
10	QPSK	1	49		18.13			
10	QPSK	25	0		18.03		19	0
10	QPSK	25	12		17.98			
10	QPSK	25	25		17.88			
10	QPSK	50	0		17.97		19	0
10	16QAM	1	0		18.16			
10	16QAM	1	25		18.12			
10	16QAM	1	49		18.09		19	0
10	16QAM	25	0		18.13			
10	16QAM	25	12		18.06			
10	16QAM	25	25		17.97		19	0
10	16QAM	50	0		18.06			
10	64QAM	1	0		18.04			
10	64QAM	1	25		18.12		19	0
10	64QAM	1	49		18.15			
10	64QAM	25	0		18.12			
10	64QAM	25	12		18.08		19	0
10	64QAM	25	25		18.01			
10	64QAM	50	0		18.06			
Channel				23305	23330	23355	Tune-up limit (dBm)	MPR (dB)
Frequency (MHz)				790.5	793	795.5	19	0
5	QPSK	1	0	17.89	17.90	17.90		
5	QPSK	1	12	17.88	17.86	17.84	19	0
5	QPSK	1	24	17.84	17.83	17.93		
5	QPSK	12	0	17.81	17.83	17.80		
5	QPSK	12	7	17.84	17.83	17.82	19	0
5	QPSK	12	13	17.82	17.77	17.88		
5	QPSK	25	0	17.86	17.87	17.82		
5	16QAM	1	0	18.15	18.15	18.04	19	0
5	16QAM	1	12	18.15	18.09	18.02		
5	16QAM	1	24	18.09	18.10	18.15		
5	16QAM	12	0	17.88	17.83	17.78	19	0
5	16QAM	12	7	17.87	17.78	17.83		
5	16QAM	12	13	17.80	17.71	17.88		
5	16QAM	25	0	17.86	17.82	17.81	19	0
5	64QAM	1	0	18.08	18.13	18.00		
5	64QAM	1	12	18.03	18.07	17.99		
5	64QAM	1	24	18.08	18.05	18.08	19	0
5	64QAM	12	0	17.84	17.81	17.84		
5	64QAM	12	7	17.83	17.87	17.85		
5	64QAM	12	13	17.84	17.78	17.94	19	0
5	64QAM	25	0	17.85	17.86	17.79		





<LTE Band 17>

BW [MHz]	Modulation	RB Size	RB Offset	Power Low Ch. / Freq.	Power Middle Ch. / Freq.	Power High Ch. / Freq.	Tune-up limit (dBm)	MPR (dB)
Channel				23780	23790	23800		
Frequency (MHz)				709	710	711		
10	QPSK	1	0	17.95	18.09	17.89	19	0
10	QPSK	1	25	17.84	18.05	17.87		
10	QPSK	1	49	17.89	18.04	17.86		
10	QPSK	25	0	17.90	17.99	17.85	19	0
10	QPSK	25	12	17.88	17.82	17.85		
10	QPSK	25	25	17.90	17.96	17.84		
10	QPSK	50	0	17.89	17.92	17.82	19	0
10	16QAM	1	0	18.04	18.07	18.07		
10	16QAM	1	25	18.02	18.06	18.04		
10	16QAM	1	49	18.01	18.08	18.05	19	0
10	16QAM	25	0	17.99	17.95	18.00		
10	16QAM	25	12	17.97	17.93	17.93		
10	16QAM	25	25	17.98	18.05	18.04	19	0
10	16QAM	50	0	17.84	17.90	17.94		
10	64QAM	1	0	18.03	18.02	18.04		
10	64QAM	1	25	18.01	18.00	18.05	19	0
10	64QAM	1	49	17.91	17.98	18.04		
10	64QAM	25	0	17.97	17.95	18.01		
10	64QAM	25	12	17.99	17.89	17.95	19	0
10	64QAM	25	25	18.00	18.03	18.04		
10	64QAM	50	0	17.85	17.89	17.94		
Channel				23755	23790	23825		
Frequency (MHz)				706.5	710	713.5		
5	QPSK	1	0	17.90	18.01	17.96	19	0
5	QPSK	1	12	17.65	17.88	17.97		
5	QPSK	1	24	17.97	17.80	17.89		
5	QPSK	12	0	17.78	17.82	17.90	19	0
5	QPSK	12	7	17.79	17.66	17.72		
5	QPSK	12	13	17.88	17.95	17.94		
5	QPSK	25	0	17.78	17.77	17.84	19	0
5	16QAM	1	0	17.92	18.02	18.01		
5	16QAM	1	12	17.92	18.01	17.96		
5	16QAM	1	24	17.94	17.98	17.92	19	0
5	16QAM	12	0	17.88	17.79	17.81		
5	16QAM	12	7	17.83	17.88	17.74		
5	16QAM	12	13	17.93	18.02	17.89	19	0
5	16QAM	25	0	17.74	17.81	17.81		
5	64QAM	1	0	17.96	17.91	18.03		
5	64QAM	1	12	17.97	17.96	17.92	19	0
5	64QAM	1	24	17.95	17.98	17.94		
5	64QAM	12	0	17.88	17.94	17.85		
5	64QAM	12	7	17.92	17.75	17.83	19	0
5	64QAM	12	13	17.99	18.01	17.92		
5	64QAM	25	0	17.75	17.78	17.74		



<LTE Band 25>

BW [MHz]	Modulation	RB Size	RB Offset	Power Low Ch. / Freq.	Power Middle Ch. / Freq.	Power High Ch. / Freq.	Tune-up limit (dBm)	MPR (dB)
Channel				26140	26340	26590		
Frequency (MHz)				1860	1880	1905		
20	QPSK	1	0	12.49	12.68	12.41	13.5	0
20	QPSK	1	49	12.42	12.54	12.37		
20	QPSK	1	99	12.27	12.32	12.35		
20	QPSK	50	0	12.63	12.66	12.65	13.5	0
20	QPSK	50	24	12.62	12.64	12.64		
20	QPSK	50	50	12.51	12.59	12.64		
20	QPSK	100	0	12.58	12.61	12.59	13.5	0
20	16QAM	1	0	12.42	12.32	12.34		
20	16QAM	1	49	12.39	12.44	12.35		
20	16QAM	1	99	12.26	12.30	12.08	13.5	0
20	16QAM	50	0	12.60	12.59	12.58		
20	16QAM	50	24	12.61	12.61	12.56		
20	16QAM	50	50	12.47	12.56	12.57	13.5	0
20	16QAM	100	0	12.59	12.59	12.61		
20	64QAM	1	0	12.36	12.34	12.31		
20	64QAM	1	49	12.42	12.39	12.38	13.5	0
20	64QAM	1	99	12.35	12.21	12.33		
20	64QAM	50	0	12.62	12.54	12.58		
20	64QAM	50	24	12.51	12.61	12.59	13.5	0
20	64QAM	50	50	12.43	12.58	12.48		
20	64QAM	100	0	12.51	12.58	12.57		
Channel				26115	26340	26615	Tune-up limit (dBm)	MPR (dB)
Frequency (MHz)				1857.5	1880	1907.5		
15	QPSK	1	0	12.41	12.25	12.12	13.5	0
15	QPSK	1	37	12.42	12.41	12.38		
15	QPSK	1	74	12.15	12.23	12.16		
15	QPSK	36	0	12.61	12.56	12.54	13.5	0
15	QPSK	36	20	12.59	12.55	12.52		
15	QPSK	36	39	12.31	12.56	12.56		
15	QPSK	75	0	12.45	12.66	12.59	13.5	0
15	16QAM	1	0	12.39	12.28	12.20		
15	16QAM	1	37	12.34	12.28	12.27		
15	16QAM	1	74	12.17	12.18	11.88	13.5	0
15	16QAM	36	0	12.67	12.43	12.43		
15	16QAM	36	20	12.58	12.48	12.39		
15	16QAM	36	39	12.35	12.38	12.38	13.5	0
15	16QAM	75	0	12.45	12.40	12.46		
15	64QAM	1	0	12.17	12.32	12.24		
15	64QAM	1	37	12.25	12.33	12.29	13.5	0
15	64QAM	1	74	12.21	12.09	12.27		
15	64QAM	36	0	12.54	12.43	12.50		
15	64QAM	36	20	12.38	12.43	12.57	13.5	0
15	64QAM	36	39	12.43	12.55	12.42		
15	64QAM	75	0	12.49	12.41	12.50		



Channel				26090	26340	26640	Tune-up limit (dBm)	MPR (dB)
Frequency (MHz)				1855	1880	1910		
10	QPSK	1	0	12.34	12.29	12.21	13.5	0
10	QPSK	1	25	12.31	12.42	12.35		
10	QPSK	1	49	12.15	12.17	12.35		
10	QPSK	25	0	12.62	12.57	12.52	13.5	0
10	QPSK	25	12	12.54	12.56	12.52		
10	QPSK	25	25	12.42	12.58	12.52		
10	QPSK	50	0	12.55	12.60	12.65	13.5	0
10	16QAM	1	0	12.26	12.26	12.24		
10	16QAM	1	25	12.38	12.29	12.17		
10	16QAM	1	49	12.20	12.15	12.05	13.5	0
10	16QAM	25	0	12.65	12.46	12.53		
10	16QAM	25	12	12.55	12.50	12.41		
10	16QAM	25	25	12.37	12.47	12.56	13.5	0
10	16QAM	50	0	12.57	12.52	12.57		
10	64QAM	1	0	12.27	12.16	12.24		
10	64QAM	1	25	12.34	12.31	12.19	13.5	0
10	64QAM	1	49	12.33	12.01	12.20		
10	64QAM	25	0	12.43	12.46	12.48		
10	64QAM	25	12	12.39	12.59	12.40	13.5	0
10	64QAM	25	25	12.26	12.56	12.37		
10	64QAM	50	0	12.51	12.39	12.52		
Channel				26065	26340	26665	Tune-up limit (dBm)	MPR (dB)
Frequency (MHz)				1852.5	1880	1912.5		
5	QPSK	1	0	12.33	12.28	12.14	13.5	0
5	QPSK	1	12	12.25	12.41	12.29		
5	QPSK	1	24	12.13	12.22	12.24		
5	QPSK	12	0	12.55	12.58	12.50	13.5	0
5	QPSK	12	7	12.55	12.54	12.62		
5	QPSK	12	13	12.40	12.59	12.47		
5	QPSK	25	0	12.61	12.52	12.62	13.5	0
5	16QAM	1	0	12.37	12.28	12.33		
5	16QAM	1	12	12.22	12.33	12.23		
5	16QAM	1	24	12.13	12.20	12.04	13.5	0
5	16QAM	12	0	12.55	12.52	12.39		
5	16QAM	12	7	12.52	12.51	12.49		
5	16QAM	12	13	12.41	12.42	12.51	13.5	0
5	16QAM	25	0	12.42	12.56	12.51		
5	64QAM	1	0	12.32	12.26	12.20		
5	64QAM	1	12	12.34	12.22	12.35	13.5	0
5	64QAM	1	24	12.26	12.09	12.14		
5	64QAM	12	0	12.49	12.35	12.55		
5	64QAM	12	7	12.44	12.55	12.56	13.5	0
5	64QAM	12	13	12.24	12.48	12.38		
5	64QAM	25	0	12.46	12.43	12.52		



Channel				26055	26340	26675	Tune-up limit (dBm)	MPR (dB)
Frequency (MHz)				1851.5	1880	1913.5		
3	QPSK	1	0	12.33	12.24	12.23	13.5	0
3	QPSK	1	8	12.25	12.45	12.29		
3	QPSK	1	14	12.21	12.18	12.15		
3	QPSK	8	0	12.63	12.63	12.46	13.5	0
3	QPSK	8	4	12.56	12.57	12.44		
3	QPSK	8	7	12.40	12.56	12.47		
3	QPSK	15	0	12.58	12.56	12.52	13.5	0
3	16QAM	1	0	12.23	12.28	12.21		
3	16QAM	1	8	12.23	12.33	12.32		
3	16QAM	1	14	12.14	12.27	12.07	13.5	0
3	16QAM	8	0	12.54	12.52	12.44		
3	16QAM	8	4	12.44	12.57	12.45		
3	16QAM	8	7	12.39	12.36	12.53	13.5	0
3	16QAM	15	0	12.45	12.57	12.47		
3	64QAM	1	0	12.17	12.16	12.12		
3	64QAM	1	8	12.40	12.31	12.33	13.5	0
3	64QAM	1	14	12.16	12.05	12.16		
3	64QAM	8	0	12.54	12.47	12.45		
3	64QAM	8	4	12.47	12.56	12.49	13.5	0
3	64QAM	8	7	12.35	12.54	12.31		
3	64QAM	15	0	12.47	12.45	12.40		
Channel				26047	26340	26683	Tune-up limit (dBm)	MPR (dB)
Frequency (MHz)				1850.7	1880	1914.3		
1.4	QPSK	1	0	12.31	12.22	12.21	13.5	0
1.4	QPSK	1	3	12.37	12.40	12.27		
1.4	QPSK	1	5	12.09	12.19	12.25		
1.4	QPSK	3	0	12.65	12.58	12.57		
1.4	QPSK	3	1	12.51	12.61	12.59		
1.4	QPSK	3	3	12.31	12.58	12.63		
1.4	QPSK	6	0	12.45	12.61	12.49	13.5	0
1.4	16QAM	1	0	12.28	12.25	12.22	13.5	0
1.4	16QAM	1	3	12.22	12.33	12.16		
1.4	16QAM	1	5	12.18	12.22	11.97		
1.4	16QAM	3	0	12.62	12.39	12.54		
1.4	16QAM	3	1	12.54	12.48	12.38		
1.4	16QAM	3	3	12.43	12.51	12.41		
1.4	16QAM	6	0	12.41	12.54	12.56	13.5	0
1.4	64QAM	1	0	12.17	12.33	12.29	13.5	0
1.4	64QAM	1	3	12.24	12.39	12.33		
1.4	64QAM	1	5	12.24	12.06	12.27		
1.4	64QAM	3	0	12.48	12.43	12.48		
1.4	64QAM	3	1	12.35	12.52	12.53		
1.4	64QAM	3	3	12.41	12.40	12.46		
1.4	64QAM	6	0	12.47	12.54	12.44	13.5	0



<LTE Band 26>

BW [MHz]	Modulation	RB Size	RB Offset	Power Low Ch. / Freq.	Power Middle Ch. / Freq.	Power High Ch. / Freq.	Tune-up limit (dBm)	MPR (dB)
Channel				26765	26865	26965		
Frequency (MHz)				821.5	831.5	841.5		
15	QPSK	1	0	15.44	15.50	15.38	16	0
15	QPSK	1	37	15.49	15.43	15.46		
15	QPSK	1	74	15.40	15.37	15.48		
15	QPSK	36	0	15.22	15.32	15.17	16	0
15	QPSK	36	20	15.09	15.07	15.12		
15	QPSK	36	39	15.04	15.10	15.16		
15	QPSK	75	0	15.11	15.28	15.14	16	0
15	16QAM	1	0	15.15	15.07	15.21		
15	16QAM	1	37	15.22	15.21	15.11		
15	16QAM	1	74	15.16	15.19	15.19	16	0
15	16QAM	36	0	15.13	15.07	15.18		
15	16QAM	36	20	15.18	15.12	15.14		
15	16QAM	36	39	15.15	15.18	15.20	16	0
15	16QAM	75	0	15.17	15.16	15.14		
15	64QAM	1	0	15.36	15.33	15.43		
15	64QAM	1	37	15.44	15.45	15.40	16	0
15	64QAM	1	74	15.40	15.38	15.29		
15	64QAM	36	0	15.13	15.08	15.17		
15	64QAM	36	20	15.21	15.15	15.15	16	0
15	64QAM	36	39	15.16	15.16	15.22		
15	64QAM	75	0	15.17	15.14	15.14		
Channel				26740	26865	26990		
Frequency (MHz)				819	831.5	844		
10	QPSK	1	0	15.03	15.07	15.13	16	0
10	QPSK	1	25	15.06	15.12	15.01		
10	QPSK	1	49	15.03	15.08	15.03		
10	QPSK	25	0	15.04	15.10	15.06	16	0
10	QPSK	25	12	15.04	15.03	15.08		
10	QPSK	25	25	15.03	15.02	15.13		
10	QPSK	50	0	15.04	15.01	15.09	16	0
10	16QAM	1	0	15.43	15.19	15.44		
10	16QAM	1	25	15.37	15.31	15.30		
10	16QAM	1	49	15.14	15.31	15.38	16	0
10	16QAM	25	0	15.07	15.09	15.10		
10	16QAM	25	12	15.08	15.09	15.06		
10	16QAM	25	25	15.01	15.07	15.14	16	0
10	16QAM	50	0	15.07	15.11	15.04		
10	64QAM	1	0	15.19	15.21	15.26		
10	64QAM	1	25	15.30	15.31	15.24	16	0
10	64QAM	1	49	15.20	15.18	15.27		
10	64QAM	25	0	15.07	15.06	15.04		
10	64QAM	25	12	15.09	15.09	15.17	16	0
10	64QAM	25	25	15.05	15.16	15.18		
10	64QAM	50	0	15.03	15.13	15.11		



Channel				26715	26865	27015	Tune-up limit (dBm)	MPR (dB)
Frequency (MHz)				816.5	831.5	846.5		
5	QPSK	1	0	15.01	15.08	15.20	16	0
5	QPSK	1	12	15.05	15.03	15.02		
5	QPSK	1	24	15.16	15.10	15.07		
5	QPSK	12	0	15.01	15.00	15.00	16	0
5	QPSK	12	7	15.01	15.02	15.09		
5	QPSK	12	13	15.01	15.00	15.16		
5	QPSK	25	0	15.01	15.07	15.06	16	0
5	16QAM	1	0	15.41	15.10	15.46		
5	16QAM	1	12	15.45	15.44	15.23		
5	16QAM	1	24	15.43	15.46	15.44	16	0
5	16QAM	12	0	15.04	15.06	15.08		
5	16QAM	12	7	15.06	15.11	15.12		
5	16QAM	12	13	15.03	15.09	15.16	16	0
5	16QAM	25	0	15.13	15.15	15.10		
5	64QAM	1	0	15.36	15.14	15.34		
5	64QAM	1	12	15.31	15.29	15.31	16	0
5	64QAM	1	24	15.37	15.32	15.17		
5	64QAM	12	0	15.13	15.02	15.05		
5	64QAM	12	7	15.02	15.04	15.04	16	0
5	64QAM	12	13	15.01	15.12	15.03		
5	64QAM	25	0	15.08	15.04	15.07		
Channel				26705	26865	27025	Tune-up limit (dBm)	MPR (dB)
Frequency (MHz)				815.5	831.5	847.5		
3	QPSK	1	0	15.07	15.08	15.03	16	0
3	QPSK	1	8	15.18	15.06	15.10		
3	QPSK	1	14	15.07	15.14	15.06		
3	QPSK	8	0	15.09	15.08	15.06	16	0
3	QPSK	8	4	15.02	15.04	15.09		
3	QPSK	8	7	15.07	15.09	15.07		
3	QPSK	15	0	15.08	15.08	15.13	16	0
3	16QAM	1	0	15.24	15.17	15.29		
3	16QAM	1	8	15.39	15.44	15.35		
3	16QAM	1	14	15.25	15.43	15.45	16	0
3	16QAM	8	0	15.02	15.08	15.05		
3	16QAM	8	4	15.02	15.11	15.04		
3	16QAM	8	7	15.05	15.01	15.14	16	0
3	16QAM	15	0	15.17	15.13	15.11		
3	64QAM	1	0	15.16	15.33	15.34		
3	64QAM	1	8	15.43	15.39	15.37	16	0
3	64QAM	1	14	15.33	15.28	15.19		
3	64QAM	8	0	15.08	15.09	15.12		
3	64QAM	8	4	15.20	15.01	15.11	16	0
3	64QAM	8	7	15.15	15.06	15.16		
3	64QAM	15	0	15.08	15.10	15.02		



Channel				26697	26865	27033	Tune-up limit (dBm)	MPR (dB)
Frequency (MHz)				814.7	831.5	848.3		
1.4	QPSK	1	0	15.08	15.02	15.08	16	0
1.4	QPSK	1	3	15.10	15.07	15.08		
1.4	QPSK	1	5	15.09	15.12	15.10		
1.4	QPSK	3	0	15.00	15.02	15.08		
1.4	QPSK	3	1	15.01	15.07	15.04		
1.4	QPSK	3	3	15.08	15.07	15.06		
1.4	QPSK	6	0	15.01	15.04	15.04	16	0
1.4	16QAM	1	0	15.40	15.07	15.31	16	0
1.4	16QAM	1	3	15.39	15.30	15.26		
1.4	16QAM	1	5	15.34	15.38	15.41		
1.4	16QAM	3	0	15.01	15.02	15.17		
1.4	16QAM	3	1	15.16	15.06	15.08		
1.4	16QAM	3	3	15.11	15.17	15.16		
1.4	16QAM	6	0	15.07	15.10	15.13	16	0
1.4	64QAM	1	0	15.21	15.30	15.34	16	0
1.4	64QAM	1	3	15.28	15.26	15.22		
1.4	64QAM	1	5	15.22	15.26	15.23		
1.4	64QAM	3	0	15.03	15.07	15.03		
1.4	64QAM	3	1	15.09	15.06	15.08		
1.4	64QAM	3	3	15.03	15.02	15.14		
1.4	64QAM	6	0	15.10	15.05	15.14	16	0



<LTE Band 30>

BW [MHz]	Modulation	RB Size	RB Offset	Power Low Ch. / Freq.	Power Middle Ch. / Freq.	Power High Ch. / Freq.	Tune-up limit (dBm)	MPR (dB)
Channel				27710			13	0
Frequency (MHz)				2310				
10	QPSK	1	0		11.89		13	0
10	QPSK	1	25		11.70			
10	QPSK	1	49		11.88			
10	QPSK	25	0		11.69		13	0
10	QPSK	25	12		11.67			
10	QPSK	25	25		11.66			
10	QPSK	50	0		11.68		13	0
10	16QAM	1	0		11.87			
10	16QAM	1	25		11.88			
10	16QAM	1	49		11.87		13	0
10	16QAM	25	0		11.49			
10	16QAM	25	12		11.57			
10	16QAM	25	25		11.54		13	0
10	16QAM	50	0		11.57			
10	64QAM	1	0		11.82			
10	64QAM	1	25		11.74		13	0
10	64QAM	1	49		11.84			
10	64QAM	25	0		11.52			
10	64QAM	25	12		11.52		13	0
10	64QAM	25	25		11.57			
10	64QAM	50	0		11.61			
Channel				27685	27710	27735	13	0
Frequency (MHz)				2307.5	2310	2312.5		
5	QPSK	1	0	11.54	11.42	11.42	13	0
5	QPSK	1	12	11.31	11.41	11.34		
5	QPSK	1	24	11.40	11.44	11.51		
5	QPSK	12	0	11.39	11.43	11.36	13	0
5	QPSK	12	7	11.24	11.37	11.26		
5	QPSK	12	13	11.32	11.45	11.35		
5	QPSK	25	0	11.27	11.43	11.32	13	0
5	16QAM	1	0	11.75	11.64	11.76		
5	16QAM	1	12	11.57	11.80	11.58		
5	16QAM	1	24	11.75	11.72	11.80	13	0
5	16QAM	12	0	11.33	11.41	11.33		
5	16QAM	12	7	11.21	11.34	11.25		
5	16QAM	12	13	11.33	11.43	11.30	13	0
5	16QAM	25	0	11.21	11.34	11.26		
5	64QAM	1	0	11.77	11.59	11.58		
5	64QAM	1	12	11.46	11.59	11.49	13	0
5	64QAM	1	24	11.50	11.57	11.79		
5	64QAM	12	0	11.38	11.30	11.33		
5	64QAM	12	7	11.20	11.24	11.16	13	0
5	64QAM	12	13	11.31	11.32	11.35		
5	64QAM	25	0	11.17	11.29	11.25		





<LTE Band 66>

BW [MHz]	Modulation	RB Size	RB Offset	Power Low Ch. / Freq.	Power Middle Ch. / Freq.	Power High Ch. / Freq.	Tune-up limit (dBm)	MPR (dB)
Channel				132072	132322	132572		
Frequency (MHz)				1720	1745	1770		
20	QPSK	1	0	13.13	13.10	13.14	14	0
20	QPSK	1	49	13.04	13.02	13.08		
20	QPSK	1	99	13.08	13.03	13.13		
20	QPSK	50	0	12.98	12.99	13.00	14	0
20	QPSK	50	24	12.97	12.92	12.95		
20	QPSK	50	50	12.94	12.91	12.99		
20	QPSK	100	0	12.96	12.98	13.06		
20	16QAM	1	0	13.12	13.06	12.97	14	0
20	16QAM	1	49	13.02	13.06	13.06		
20	16QAM	1	99	13.04	13.11	13.13		
20	16QAM	50	0	13.01	13.09	12.97	14	0
20	16QAM	50	24	12.96	12.94	13.02		
20	16QAM	50	50	13.07	12.97	13.00		
20	16QAM	100	0	13.03	13.00	13.06		
20	64QAM	1	0	13.08	13.09	13.08	14	0
20	64QAM	1	49	13.00	13.03	13.06		
20	64QAM	1	99	13.01	13.08	13.07		
20	64QAM	50	0	13.03	13.07	12.99	14	0
20	64QAM	50	24	13.01	12.99	13.08		
20	64QAM	50	50	13.09	12.99	13.09		
20	64QAM	100	0	13.01	13.01	13.10		
Channel				132047	132322	132597	Tune-up limit (dBm)	MPR (dB)
Frequency (MHz)				1717.5	1745	1772.5		
15	QPSK	1	0	12.79	12.84	12.76	14	0
15	QPSK	1	37	12.69	12.59	12.78		
15	QPSK	1	74	12.67	12.66	12.83		
15	QPSK	36	0	12.68	12.70	12.64	14	0
15	QPSK	36	20	12.60	12.62	12.55		
15	QPSK	36	39	12.59	12.64	12.59		
15	QPSK	75	0	12.61	12.67	12.73		
15	16QAM	1	0	13.13	12.98	13.04	14	0
15	16QAM	1	37	13.09	13.03	12.98		
15	16QAM	1	74	13.09	13.07	13.08		
15	16QAM	36	0	12.74	12.75	12.53	14	0
15	16QAM	36	20	12.66	12.63	12.58		
15	16QAM	36	39	12.82	12.64	12.68		
15	16QAM	75	0	12.71	12.57	12.81		
15	64QAM	1	0	13.13	13.03	12.90	14	0
15	64QAM	1	37	13.05	12.86	12.97		
15	64QAM	1	74	12.82	12.89	13.07		
15	64QAM	36	0	12.66	12.64	12.67	14	0
15	64QAM	36	20	12.68	12.60	12.83		
15	64QAM	36	39	12.74	12.71	12.72		
15	64QAM	75	0	12.68	12.75	12.65		



Channel				132022	132322	132622	Tune-up limit (dBm)	MPR (dB)
Frequency (MHz)				1715	1745	1775		
10	QPSK	1	0	12.70	12.81	12.71	14	0
10	QPSK	1	25	12.78	12.70	12.68		
10	QPSK	1	49	12.71	12.77	12.69		
10	QPSK	25	0	12.71	12.64	12.68	14	0
10	QPSK	25	12	12.57	12.66	12.51		
10	QPSK	25	25	12.73	12.61	12.74		
10	QPSK	50	0	12.59	12.53	12.67	14	0
10	16QAM	1	0	13.08	13.12	12.86		
10	16QAM	1	25	12.99	13.00	13.06		
10	16QAM	1	49	13.03	13.09	13.08	14	0
10	16QAM	25	0	12.67	12.66	12.60		
10	16QAM	25	12	12.61	12.64	12.73		
10	16QAM	25	25	12.80	12.70	12.61	14	0
10	16QAM	50	0	12.58	12.61	12.80		
10	64QAM	1	0	13.12	12.97	12.99		
10	64QAM	1	25	12.91	12.84	12.93	14	0
10	64QAM	1	49	12.93	12.98	12.96		
10	64QAM	25	0	12.70	12.72	12.64		
10	64QAM	25	12	12.56	12.61	12.67	14	0
10	64QAM	25	25	12.81	12.59	12.79		
10	64QAM	50	0	12.58	12.60	12.73		
Channel				131997	132322	132647	Tune-up limit (dBm)	MPR (dB)
Frequency (MHz)				1712.5	1745	1777.5		
5	QPSK	1	0	12.88	12.75	12.63	14	0
5	QPSK	1	12	12.67	12.66	12.80		
5	QPSK	1	24	12.76	12.68	12.74		
5	QPSK	12	0	12.65	12.62	12.59	14	0
5	QPSK	12	7	12.70	12.60	12.54		
5	QPSK	12	13	12.73	12.66	12.74		
5	QPSK	25	0	12.73	12.67	12.74	14	0
5	16QAM	1	0	13.03	13.05	13.00		
5	16QAM	1	12	12.93	12.99	12.97		
5	16QAM	1	24	13.06	13.11	13.10	14	0
5	16QAM	12	0	12.75	12.81	12.67		
5	16QAM	12	7	12.60	12.56	12.68		
5	16QAM	12	13	12.66	12.65	12.74	14	0
5	16QAM	25	0	12.60	12.56	12.61		
5	64QAM	1	0	13.03	12.98	13.02		
5	64QAM	1	12	13.01	12.87	12.91	14	0
5	64QAM	1	24	12.82	13.07	13.00		
5	64QAM	12	0	12.63	12.69	12.60		
5	64QAM	12	7	12.65	12.54	12.83	14	0
5	64QAM	12	13	12.67	12.56	12.75		
5	64QAM	25	0	12.60	12.69	12.74		



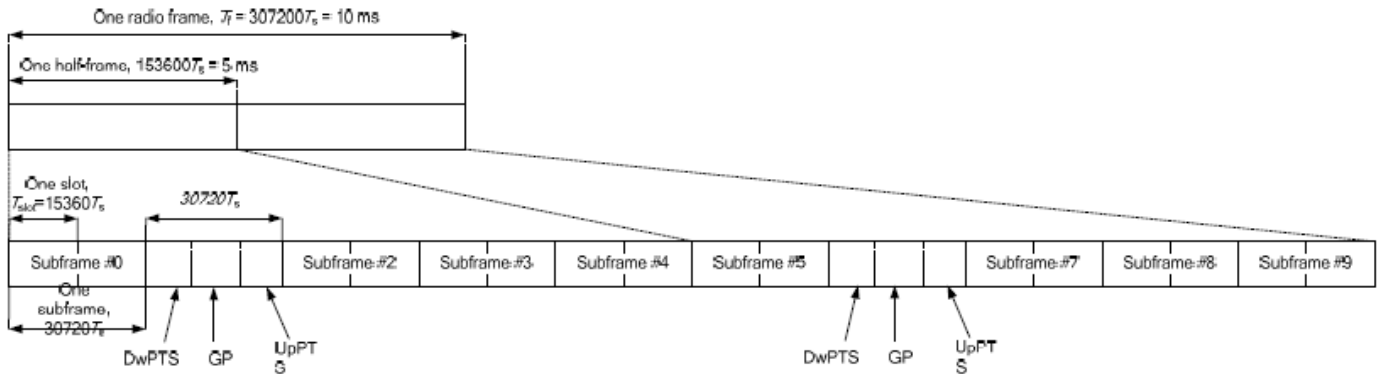
Channel				131987	132322	132657	Tune-up limit (dBm)	MPR (dB)
Frequency (MHz)				1711.5	1745	1778.5		
3	QPSK	1	0	12.82	12.79	12.62	14	0
3	QPSK	1	8	12.69	12.70	12.83		
3	QPSK	1	14	12.73	12.71	12.75		
3	QPSK	8	0	12.65	12.71	12.64	14	0
3	QPSK	8	4	12.58	12.49	12.53		
3	QPSK	8	7	12.61	12.53	12.54		
3	QPSK	15	0	12.70	12.64	12.70	14	0
3	16QAM	1	0	13.07	13.08	13.06		
3	16QAM	1	8	12.95	13.06	13.05		
3	16QAM	1	14	13.00	13.11	13.06	14	0
3	16QAM	8	0	12.65	12.65	12.58		
3	16QAM	8	4	12.63	12.67	12.76		
3	16QAM	8	7	12.80	12.64	12.67	14	0
3	16QAM	15	0	12.69	12.58	12.62		
3	64QAM	1	0	13.03	13.06	13.06		
3	64QAM	1	8	12.98	13.02	12.95	14	0
3	64QAM	1	14	12.81	12.97	13.02		
3	64QAM	8	0	12.63	12.64	12.68		
3	64QAM	8	4	12.75	12.65	12.75	14	0
3	64QAM	8	7	12.68	12.74	12.65		
3	64QAM	15	0	12.76	12.56	12.68		
Channel				131979	132322	132665	Tune-up limit (dBm)	MPR (dB)
Frequency (MHz)				1710.7	1745	1779.3		
1.4	QPSK	1	0	12.77	12.73	12.71	14	0
1.4	QPSK	1	3	12.71	12.73	12.81		
1.4	QPSK	1	5	12.75	12.72	12.84		
1.4	QPSK	3	0	12.55	12.54	12.59		
1.4	QPSK	3	1	12.61	12.59	12.57		
1.4	QPSK	3	3	12.76	12.64	12.67		
1.4	QPSK	6	0	12.59	12.72	12.77	14	0
1.4	16QAM	1	0	13.06	13.01	13.05	14	0
1.4	16QAM	1	3	13.00	13.00	13.02		
1.4	16QAM	1	5	12.98	13.09	13.07		
1.4	16QAM	3	0	12.75	12.78	12.53		
1.4	16QAM	3	1	12.53	12.64	12.75		
1.4	16QAM	3	3	12.65	12.72	12.61		
1.4	16QAM	6	0	12.58	12.67	12.62	14	0
1.4	64QAM	1	0	13.06	12.89	12.89	14	0
1.4	64QAM	1	3	13.00	12.90	12.94		
1.4	64QAM	1	5	12.87	13.07	13.14		
1.4	64QAM	3	0	12.70	12.64	12.58		
1.4	64QAM	3	1	12.56	12.68	12.63		
1.4	64QAM	3	3	12.76	12.63	12.68		
1.4	64QAM	6	0	12.62	12.64	12.76	14	0

**<TDD LTE SAR Measurement>**

TDD LTE configuration setup for SAR measurement

SAR was tested with a fixed periodic duty factor according to the highest transmission duty factor implemented for the device and supported by 3GPP.

- a. 3GPP TS 36.211 section 4.2 for Type 2 Frame Structure and Table 4.2-2 for uplink-downlink configurations
- b. "special subframe S" contains both uplink and downlink transmissions, it has been taken into consideration to determine the transmission duty factor according to the worst case uplink and downlink cyclic prefix requirements for UpPTS
- c. Establishing connections with base station simulators ensure a consistent means for testing SAR and recommended for evaluating SAR. The Anritsu MT8820C (firmware: #22.52#004) was used for LTE output power measurements and SAR testing.



**Figure 4.2-1: Frame structure type 2 (for 5 ms switch-point periodicity).**

**Table 4.2-2: Uplink-downlink configurations.**

Uplink-downlink configuration	Downlink-to-Uplink Switch-point periodicity	Subframe number									
		0	1	2	3	4	5	6	7	8	9
0	5 ms	D	S	U	U	U	D	S	U	U	U
1	5 ms	D	S	U	U	D	D	S	U	U	D
2	5 ms	D	S	U	D	D	D	S	U	D	D
3	10 ms	D	S	U	U	U	D	D	D	D	D
4	10 ms	D	S	U	U	D	D	D	D	D	D
5	10 ms	D	S	U	D	D	D	D	D	D	D
6	5 ms	D	S	U	U	U	D	S	U	U	D

**Table 4.2-1: Configuration of special subframe (lengths of DwPTS/GP/UpPTS).**

Special subframe configuration	Normal cyclic prefix in downlink			Extended cyclic prefix in downlink		
	DwPTS	UpPTS		DwPTS	UpPTS	
		Normal cyclic prefix in uplink	Extended cyclic prefix in uplink		Normal cyclic prefix in uplink	Extended cyclic prefix in uplink
0	6592 · Ts	2192 · Ts	2560 · Ts	7680 · Ts	2192 · Ts	2560 · Ts
1	19760 · Ts			20480 · Ts		
2	21952 · Ts			23040 · Ts		
3	24144 · Ts			25600 · Ts		
4	26336 · Ts			7680 · Ts	4384 · Ts	5120 · Ts
5	6592 · Ts	4384 · Ts	5120 · Ts	20480 · Ts		
6	19760 · Ts			23040 · Ts		
7	21952 · Ts			12800 · Ts		
8	24144 · Ts			-	-	-
9	13168 · Ts			-	-	-

<b>Special subframe (30720·T<sub>s</sub>): Normal cyclic prefix in downlink (UpPTS)</b>			
	<b>Special subframe configuration</b>	<b>Normal cyclic prefix in uplink</b>	<b>Extended cyclic prefix in uplink</b>
<b>Uplink duty factor in one special subframe</b>	<b>0~4</b>	7.13%	8.33%
	<b>5~9</b>	14.3%	16.7%

<b>Special subframe(30720·T<sub>s</sub>): Extended cyclic prefix in downlink (UpPTS)</b>			
	<b>Special subframe configuration</b>	<b>Normal cyclic prefix in uplink</b>	<b>Extended cyclic prefix in uplink</b>
<b>Uplink duty factor in one special subframe</b>	<b>0~3</b>	7.13%	8.33%
	<b>4~7</b>	14.3%	16.7%

The highest duty factor is resulted from:

- i. Uplink-downlink configuration: 0. In a half-frame consisted of 5 subframes, uplink operation is in 3 uplink subframes and 1 special subframe.
- ii. special subframe configuration: 5-9 for normal cyclic prefix in downlink, 4-7 for extended cyclic prefix in downlink
- iii. for special subframe with extended cyclic prefix in uplink, the total uplink duty factor in one half-frame is:  $(3+0.167)/5 = 63.3\%$
- iv. for special subframe with normal cyclic prefix in uplink, the total uplink duty factor in one half-frame is:  $(3+0.143)/5 = 62.9\%$
- v. For TDD LTE SAR measurement, the duty cycle 1:1.59 (62.9 %) was used perform testing and considering the theoretical duty cycle of 63.3% for extended cyclic prefix in the uplink, and the theoretical duty cycle of 62.9% for normal cyclic prefix in uplink, a scaling factor of extended cyclic prefix  $63.3\%/62.9\% = 1.006$  is applied to scale-up the measured SAR result. The scaled TDD LTE SAR = measured SAR (W/kg)\* Tune-up Scaling Factor\* scaling factor for extended cyclic prefix.



**Default Power Mode**

**<LTE Band 38>**

BW [MHz]	Modulation	RB Size	RB Offset	Power Low Ch. / Freq.	Power Middle Ch. / Freq.	Power High Ch. / Freq.	Tune-up limit (dBm)	MPR (dB)
Channel				37850	38000	38150		
Frequency (MHz)				2580	2595	2610		
20	QPSK	1	0	22.96	22.93	22.93	24	0
20	QPSK	1	49	22.92	22.91	22.80		
20	QPSK	1	99	22.94	22.92	22.91		
20	QPSK	50	0	22.00	21.85	21.90	23	1
20	QPSK	50	24	21.92	21.83	21.86		
20	QPSK	50	50	21.92	21.87	21.85		
20	QPSK	100	0	22.04	21.88	21.90	23	1
20	16QAM	1	0	22.17	22.22	21.87		
20	16QAM	1	49	22.07	22.40	21.96		
20	16QAM	1	99	22.35	22.13	22.37	22	2
20	16QAM	50	0	20.99	20.85	20.90		
20	16QAM	50	24	20.97	20.85	20.93		
20	16QAM	50	50	20.97	20.93	20.92	22	2
20	16QAM	100	0	21.02	20.85	20.88		
20	64QAM	1	0	21.33	21.07	21.03		
20	64QAM	1	49	21.19	21.37	20.98	22	2
20	64QAM	1	99	21.40	21.33	21.02		
20	64QAM	50	0	20.05	19.94	19.90		
20	64QAM	50	24	20.06	19.91	20.01	21	3
20	64QAM	50	50	20.07	20.02	19.97		
20	64QAM	100	0	20.04	19.94	19.93		
Channel				37825	38000	38175	Tune-up limit (dBm)	MPR (dB)
Frequency (MHz)				2577.5	2595	2612.5		
15	QPSK	1	0	22.90	22.87	22.86	24	0
15	QPSK	1	37	22.92	22.91	22.72		
15	QPSK	1	74	22.91	22.83	22.90		
15	QPSK	36	0	22.00	21.76	21.76	23	1
15	QPSK	36	20	21.93	21.81	21.84		
15	QPSK	36	39	21.89	21.85	21.90		
15	QPSK	75	0	21.98	21.80	21.86	23	1
15	16QAM	1	0	22.08	22.16	21.87		
15	16QAM	1	37	22.01	22.35	21.88		
15	16QAM	1	74	22.26	22.09	22.29	22	2
15	16QAM	36	0	20.90	20.85	20.80		
15	16QAM	36	20	20.96	20.79	20.93		
15	16QAM	36	39	20.95	20.89	20.86	22	2
15	16QAM	75	0	20.94	20.75	20.86		
15	64QAM	1	0	21.28	21.01	20.99		
15	64QAM	1	37	21.12	21.37	20.98	22	2
15	64QAM	1	74	21.38	21.25	21.01		
15	64QAM	36	0	20.03	19.93	19.90		
15	64QAM	36	20	19.99	19.89	19.97	21	3
15	64QAM	36	39	19.97	20.00	19.95		
15	64QAM	75	0	19.99	19.84	19.84		



Channel				37800	38000	38200	Tune-up limit (dBm)	MPR (dB)
Frequency (MHz)				2575	2595	2615		
10	QPSK	1	0	22.82	22.78	22.81	24	0
10	QPSK	1	25	22.92	22.84	22.70		
10	QPSK	1	49	22.89	22.79	22.89		
10	QPSK	25	0	21.92	21.75	21.75	23	1
10	QPSK	25	12	21.83	21.73	21.81		
10	QPSK	25	25	21.82	21.80	21.80		
10	QPSK	50	0	21.98	21.73	21.80	23	1
10	16QAM	1	0	22.08	22.09	21.81		
10	16QAM	1	25	21.98	22.25	21.82		
10	16QAM	1	49	22.20	21.99	22.19	22	2
10	16QAM	25	0	20.81	20.85	20.79		
10	16QAM	25	12	20.87	20.76	20.84		
10	16QAM	25	25	20.86	20.83	20.84	21	3
10	16QAM	50	0	20.90	20.73	20.76		
10	64QAM	1	0	21.18	20.95	20.89		
10	64QAM	1	25	21.12	21.30	20.93	22	2
10	64QAM	1	49	21.35	21.15	20.95		
10	64QAM	25	0	20.02	19.92	19.83		
10	64QAM	25	12	19.97	19.82	19.92	21	3
10	64QAM	25	25	19.96	19.94	19.85		
10	64QAM	50	0	19.99	19.82	19.76		
Channel				37775	38000	38225	Tune-up limit (dBm)	MPR (dB)
Frequency (MHz)				2572.5	2595	2617.5		
5	QPSK	1	0	22.75	22.72	22.80	24	0
5	QPSK	1	12	22.90	22.84	22.63		
5	QPSK	1	24	22.87	22.77	22.90		
5	QPSK	12	0	21.92	21.66	21.65	23	1
5	QPSK	12	7	21.81	21.70	21.71		
5	QPSK	12	13	21.81	21.76	21.73		
5	QPSK	25	0	21.88	21.70	21.75	23	1
5	16QAM	1	0	22.07	22.05	21.78		
5	16QAM	1	12	21.96	22.15	21.73		
5	16QAM	1	24	22.13	21.93	22.10	22	2
5	16QAM	12	0	20.74	20.84	20.70		
5	16QAM	12	7	20.81	20.70	20.82		
5	16QAM	12	13	20.79	20.76	20.80	22	2
5	16QAM	25	0	20.89	20.65	20.68		
5	64QAM	1	0	21.09	20.92	20.88		
5	64QAM	1	12	21.02	21.20	20.90	22	2
5	64QAM	1	24	21.35	21.13	20.87		
5	64QAM	12	0	19.92	19.87	19.74		
5	64QAM	12	7	19.89	19.82	19.88	21	3
5	64QAM	12	13	19.87	19.84	19.84		
5	64QAM	25	0	19.93	19.77	19.71		



<LTE Band 41>

BW [MHz]	Modulation	RB Size	RB Offset	Power Low Ch. / Freq.	Power Low Middle Ch. / Freq.	Power Middle Ch. / Freq.	Power High Middle Ch. / Freq.	Power High Ch. / Freq.	Tune-up limit (dBm)	MPR (dB)
Channel				39750	40185	40620	41055	41490		
Frequency (MHz)				2506	2549.5	2593	2636.5	2680		
20	QPSK	1	0	23.96	24.02	23.73	23.68	23.68	25	0
20	QPSK	1	49	23.90	23.97	23.76	23.69	23.78		
20	QPSK	1	99	23.96	23.99	23.93	23.73	23.80		
20	QPSK	50	0	22.89	23.07	22.69	22.58	22.66	24	1
20	QPSK	50	24	22.94	22.96	22.69	22.55	22.65		
20	QPSK	50	50	22.88	23.02	22.71	22.59	22.69		
20	QPSK	100	0	22.93	23.02	22.74	22.60	22.70	24	1
20	16QAM	1	0	23.02	23.38	22.88	22.81	22.67		
20	16QAM	1	49	23.30	23.29	22.55	22.72	23.09		
20	16QAM	1	99	23.33	23.35	22.89	22.67	22.73	23	2
20	16QAM	50	0	21.89	22.00	21.75	21.66	21.68		
20	16QAM	50	24	21.89	22.03	21.74	21.58	21.72		
20	16QAM	50	50	21.94	22.02	21.77	21.65	21.77	22	3
20	16QAM	100	0	21.91	21.98	21.70	21.57	21.69		
20	64QAM	1	0	22.11	22.12	21.78	21.64	21.96		
20	64QAM	1	49	22.38	21.87	22.14	21.78	21.71	23	2
20	64QAM	1	99	22.07	21.91	21.72	21.96	22.06		
20	64QAM	50	0	20.91	20.95	20.81	20.73	20.76		
20	64QAM	50	24	20.99	21.03	20.79	20.67	20.75	22	3
20	64QAM	50	50	20.87	21.08	20.75	20.71	20.82		
20	64QAM	100	0	20.91	21.00	20.71	20.65	20.76		
Channel				39725	40173	40620	41068	41515	Tune-up limit (dBm)	MPR (dB)
Frequency (MHz)				2503.5	2548.3	2593	2637.8	2682.5		
15	QPSK	1	0	23.89	23.86	23.70	23.67	23.62	25	0
15	QPSK	1	37	23.84	23.93	23.66	23.64	23.71		
15	QPSK	1	74	23.92	23.97	23.93	23.52	23.72		
15	QPSK	36	0	22.82	22.89	22.68	22.57	22.65	24	1
15	QPSK	36	20	22.85	22.96	22.69	22.46	22.60		
15	QPSK	36	39	22.86	22.95	22.67	22.56	22.63		
15	QPSK	75	0	22.84	23.02	22.65	22.53	22.62	24	1
15	16QAM	1	0	22.93	23.30	22.80	22.80	22.61		
15	16QAM	1	37	23.30	23.30	22.53	22.71	22.99		
15	16QAM	1	74	23.36	23.28	22.86	22.61	22.63	23	2
15	16QAM	36	0	21.83	21.94	21.67	21.59	21.63		
15	16QAM	36	20	21.88	22.00	21.70	21.51	21.69		
15	16QAM	36	39	21.93	21.96	21.73	21.60	21.70	23	2
15	16QAM	75	0	21.82	21.88	21.65	21.56	21.60		
15	64QAM	1	0	22.02	22.04	21.69	21.56	21.92		
15	64QAM	1	37	22.37	21.80	22.11	21.71	21.71	23	2
15	64QAM	1	74	22.00	21.89	21.67	21.88	21.98		
15	64QAM	36	0	20.82	20.88	20.73	20.68	20.71		
15	64QAM	36	20	20.96	20.97	20.76	20.66	20.67	22	3
15	64QAM	36	39	20.87	21.02	20.70	20.67	20.80		
15	64QAM	75	0	20.86	20.98	20.64	20.61	20.73		





**FCC SAR TEST REPORT**

**Report No. : FA931313**

Channel				39700	40160	40620	41080	41540	Tune-up limit (dBm)	MPR (dB)
Frequency (MHz)				2501	2547	2593	2639	2685		
10	QPSK	1	0	23.84	23.93	23.66	23.62	23.54	25	0
10	QPSK	1	25	23.82	23.87	23.60	23.57	23.71		
10	QPSK	1	49	23.95	24.00	23.75	23.41	23.67		
10	QPSK	25	0	22.85	22.87	22.57	22.55	22.61	24	1
10	QPSK	25	12	22.84	22.86	22.61	22.42	22.51		
10	QPSK	25	25	22.80	22.88	22.64	22.49	22.56		
10	QPSK	50	0	22.82	22.93	22.63	22.53	22.65	24	1
10	16QAM	1	0	22.93	23.20	22.82	22.68	22.61		
10	16QAM	1	25	23.21	23.31	22.45	22.69	22.90		
10	16QAM	1	49	23.39	23.24	22.82	22.65	22.73	23	2
10	16QAM	25	0	21.84	21.85	21.65	21.62	21.57		
10	16QAM	25	12	21.76	21.88	21.62	21.51	21.61		
10	16QAM	25	25	21.78	21.95	21.66	21.55	21.61	23	2
10	16QAM	50	0	21.76	21.86	21.55	21.40	21.56		
10	64QAM	1	0	22.07	22.03	21.70	21.45	21.88		
10	64QAM	1	25	22.31	21.80	22.03	21.63	21.67	23	2
10	64QAM	1	49	21.97	21.85	21.58	21.89	21.99		
10	64QAM	25	0	20.77	20.85	20.69	20.66	20.60		
10	64QAM	25	12	20.90	20.94	20.67	20.62	20.63	22	3
10	64QAM	25	25	20.69	20.98	20.71	20.56	20.69		
10	64QAM	50	0	20.80	20.93	20.61	20.61	20.61		
Channel				39675	40148	40620	41093	41565	Tune-up limit (dBm)	MPR (dB)
Frequency (MHz)				2498.5	2545.8	2593	2640.30	2687.5		
5	QPSK	1	0	23.77	23.69	23.62	23.44	23.54	25	0
5	QPSK	1	12	23.74	23.86	23.63	23.51	23.68		
5	QPSK	1	24	23.98	23.97	23.77	23.34	23.65		
5	QPSK	12	0	22.72	22.82	22.41	22.35	22.51	24	1
5	QPSK	12	7	22.74	22.80	22.55	22.36	22.61		
5	QPSK	12	13	22.78	22.86	22.60	22.45	22.59		
5	QPSK	25	0	22.67	22.94	22.57	22.34	22.56	24	1
5	16QAM	1	0	22.84	23.18	22.74	22.63	22.50		
5	16QAM	1	12	23.18	23.26	22.46	22.61	22.92		
5	16QAM	1	24	23.38	23.24	22.68	22.52	22.57	23	2
5	16QAM	12	0	21.67	21.95	21.57	21.48	21.60		
5	16QAM	12	7	21.84	21.90	21.54	21.49	21.66		
5	16QAM	12	13	21.74	21.95	21.59	21.47	21.71	23	2
5	16QAM	25	0	21.77	21.83	21.48	21.48	21.58		
5	64QAM	1	0	22.05	21.97	21.61	21.43	21.84		
5	64QAM	1	12	22.24	21.66	21.88	21.67	21.64	23	2
5	64QAM	1	24	21.86	21.80	21.66	21.76	21.89		
5	64QAM	12	0	20.78	20.84	20.69	20.63	20.57		
5	64QAM	12	7	20.91	20.95	20.62	20.48	20.56	22	3
5	64QAM	12	13	20.82	20.90	20.62	20.63	20.71		
5	64QAM	25	0	20.88	20.88	20.60	20.52	20.50		



**Reduced Power Mode**

**<LTE Band 38>**

BW [MHz]	Modulation	RB Size	RB Offset	Power Low Ch. / Freq.	Power Middle Ch. / Freq.	Power High Ch. / Freq.	Tune-up limit (dBm)	MPR (dB)
Channel				37850	38000	38150		
Frequency (MHz)				2580	2595	2610		
20	QPSK	1	0	15.39	15.11	15.18	16.5	0
20	QPSK	1	49	15.10	15.02	15.05		
20	QPSK	1	99	15.04	15.04	15.06		
20	QPSK	50	0	15.17	14.97	15.06	16.5	0
20	QPSK	50	24	15.04	14.94	15.01		
20	QPSK	50	50	14.94	14.93	14.99		
20	QPSK	100	0	15.14	14.92	15.04	16.5	0
20	16QAM	1	0	15.38	15.24	15.30		
20	16QAM	1	49	15.35	15.10	15.24		
20	16QAM	1	99	15.28	15.20	15.28	16.5	0
20	16QAM	50	0	15.21	15.01	15.11		
20	16QAM	50	24	15.09	14.99	15.07		
20	16QAM	50	50	15.04	14.98	15.05	16.5	0
20	16QAM	100	0	15.08	14.99	15.05		
20	64QAM	1	0	15.19	15.21	15.24		
20	64QAM	1	49	15.18	15.17	15.29	16.5	0
20	64QAM	1	99	15.24	15.22	15.06		
20	64QAM	50	0	15.15	15.02	15.03		
20	64QAM	50	24	15.09	15.10	15.09	16.5	0
20	64QAM	50	50	15.03	15.01	15.04		
20	64QAM	100	0	15.06	15.08	15.05		
Channel				37825	38000	38175	Tune-up limit (dBm)	MPR (dB)
Frequency (MHz)				2577.5	2595	2612.5		
15	QPSK	1	0	15.25	14.87	14.89	16.5	0
15	QPSK	1	37	14.85	14.84	14.95		
15	QPSK	1	74	14.83	14.91	14.92		
15	QPSK	36	0	14.94	14.73	14.94	16.5	0
15	QPSK	36	20	14.80	14.68	14.87		
15	QPSK	36	39	14.81	14.69	14.83		
15	QPSK	75	0	14.89	14.88	14.86	16.5	0
15	16QAM	1	0	15.31	14.99	15.29		
15	16QAM	1	37	15.22	14.87	15.08		
15	16QAM	1	74	15.04	15.00	15.11	16.5	0
15	16QAM	36	0	14.92	14.76	14.81		
15	16QAM	36	20	14.88	14.77	14.86		
15	16QAM	36	39	14.74	14.75	14.75	16.5	0
15	16QAM	75	0	14.86	14.85	14.91		
15	64QAM	1	0	15.19	15.01	15.15		
15	64QAM	1	37	15.01	15.05	15.09	16.5	0
15	64QAM	1	74	15.06	15.14	15.05		
15	64QAM	36	0	15.10	15.01	15.01		
15	64QAM	36	20	15.00	15.00	15.01	16.5	0
15	64QAM	36	39	15.03	15.06	15.04		
15	64QAM	75	0	15.05	15.08	15.02		



Channel				37800	38000	38200	Tune-up limit (dBm)	MPR (dB)
Frequency (MHz)				2575	2595	2615		
10	QPSK	1	0	15.13	14.96	14.90	16.5	0
10	QPSK	1	25	14.97	14.86	14.77		
10	QPSK	1	49	14.75	14.78	14.90		
10	QPSK	25	0	15.05	14.69	14.91	16.5	0
10	QPSK	25	12	14.92	14.75	14.80		
10	QPSK	25	25	14.77	14.78	14.76		
10	QPSK	50	0	14.89	14.74	14.84	16.5	0
10	16QAM	1	0	15.32	15.10	15.28		
10	16QAM	1	25	15.35	14.88	15.13		
10	16QAM	1	49	15.17	15.08	15.03	16.5	0
10	16QAM	25	0	15.02	14.82	14.93		
10	16QAM	25	12	14.89	14.76	14.82		
10	16QAM	25	25	14.92	14.74	14.76	16.5	0
10	16QAM	50	0	14.79	14.75	14.81		
10	64QAM	1	0	15.13	15.13	15.12		
10	64QAM	1	25	15.09	15.01	15.26	16.5	0
10	64QAM	1	49	15.20	15.12	15.06		
10	64QAM	25	0	15.02	14.88	14.87		
10	64QAM	25	12	14.87	14.84	14.85	16.5	0
10	64QAM	25	25	14.77	14.75	14.84		
10	64QAM	50	0	14.76	14.88	14.80		
Channel				37775	38000	38225	Tune-up limit (dBm)	MPR (dB)
Frequency (MHz)				2572.5	2595	2617.5		
5	QPSK	1	0	15.19	14.93	14.90	16.5	0
5	QPSK	1	12	14.84	14.78	14.78		
5	QPSK	1	24	14.78	14.85	14.84		
5	QPSK	12	0	14.97	14.86	14.96	16.5	0
5	QPSK	12	7	14.88	14.74	14.85		
5	QPSK	12	13	14.80	14.67	14.89		
5	QPSK	25	0	14.87	14.80	14.74	16.5	0
5	16QAM	1	0	15.38	15.04	15.23		
5	16QAM	1	12	15.25	14.98	15.02		
5	16QAM	1	24	15.01	14.95	15.12	16.5	0
5	16QAM	12	0	15.06	14.86	14.90		
5	16QAM	12	7	14.82	14.89	14.87		
5	16QAM	12	13	14.74	14.82	14.92	16.5	0
5	16QAM	25	0	14.98	14.87	14.81		
5	64QAM	1	0	15.11	15.07	15.23		
5	64QAM	1	12	15.03	14.99	15.17	16.5	0
5	64QAM	1	24	15.11	15.07	14.97		
5	64QAM	12	0	15.09	14.75	14.93		
5	64QAM	12	7	14.92	14.75	14.88	16.5	0
5	64QAM	12	13	14.84	14.84	14.93		
5	64QAM	25	0	14.78	14.77	14.92		



<LTE Band 41>

BW [MHz]	Modulation	RB Size	RB Offset	Power Low Ch. / Freq.	Power Low Middle Ch. / Freq.	Power Middle Ch. / Freq.	Power High Middle Ch. / Freq.	Power High Ch. / Freq.	Tune-up limit (dBm)	MPR (dB)
Channel				39750	40185	40620	41055	41490	16.5	0
Frequency (MHz)				2506	2549.5	2593	2636.5	2680		
20	QPSK	1	0	15.38	15.46	15.26	15.38	15.39	16.5	0
20	QPSK	1	49	15.32	15.36	15.18	15.35	15.34		
20	QPSK	1	99	15.29	15.38	15.22	15.23	15.34		
20	QPSK	50	0	15.35	15.42	15.22	15.31	15.32	16.5	0
20	QPSK	50	24	15.33	15.38	15.13	15.32	15.29		
20	QPSK	50	50	15.33	15.31	15.12	15.34	15.28		
20	QPSK	100	0	15.29	15.37	15.17	15.26	15.28	16.5	0
20	16QAM	1	0	14.98	15.12	14.81	14.81	14.94		
20	16QAM	1	49	14.97	15.08	14.73	14.89	14.93		
20	16QAM	1	99	14.86	15.02	14.90	14.84	14.88	16.5	0
20	16QAM	50	0	15.01	15.09	14.89	14.98	15.05		
20	16QAM	50	24	15.00	15.12	14.86	15.06	15.02		
20	16QAM	50	50	15.02	15.16	14.83	15.08	15.01	16.5	0
20	16QAM	100	0	15.02	15.11	14.85	15.05	15.01		
20	64QAM	1	0	15.23	15.37	14.95	15.26	15.26		
20	64QAM	1	49	15.32	15.24	14.91	15.04	15.24	16.5	0
20	64QAM	1	99	15.09	15.25	15.09	15.25	15.01		
20	64QAM	50	0	14.99	15.09	14.87	14.88	14.97		
20	64QAM	50	24	15.05	15.12	14.76	15.00	14.99	16.5	0
20	64QAM	50	50	15.06	15.14	14.77	14.94	14.89		
20	64QAM	100	0	15.04	15.09	14.64	14.89	14.86		
Channel				39725	40173	40620	41068	41515	16.5	0
Frequency (MHz)				2503.5	2548.3	2593	2637.8	2682.5		
15	QPSK	1	0	14.84	14.96	14.74	14.80	15.05	16.5	0
15	QPSK	1	37	14.77	14.93	14.73	14.93	14.97		
15	QPSK	1	74	14.93	14.97	14.71	14.94	14.98		
15	QPSK	36	0	14.79	14.98	14.75	14.80	14.83	16.5	0
15	QPSK	36	20	14.79	14.93	14.58	14.90	14.80		
15	QPSK	36	39	14.93	14.99	14.75	14.97	14.75		
15	QPSK	75	0	14.91	14.89	14.73	14.94	14.82	16.5	0
15	16QAM	1	0	15.11	15.30	15.11	14.95	15.16		
15	16QAM	1	37	15.08	15.29	14.95	15.19	15.05		
15	16QAM	1	74	15.03	15.16	15.07	15.07	15.09	16.5	0
15	16QAM	36	0	14.89	15.00	14.78	14.87	14.89		
15	16QAM	36	20	14.89	14.93	14.76	14.92	14.83		
15	16QAM	36	39	14.83	15.12	14.74	14.99	14.93	16.5	0
15	16QAM	75	0	14.97	15.03	14.67	14.98	14.81		
15	64QAM	1	0	15.16	15.28	15.01	15.21	15.13		
15	64QAM	1	37	15.14	15.22	14.99	15.07	15.10	16.5	0
15	64QAM	1	74	15.06	15.31	14.99	15.19	15.10		
15	64QAM	36	0	14.85	14.97	14.71	14.91	14.90		
15	64QAM	36	20	15.00	14.97	14.84	14.89	14.83	16.5	0
15	64QAM	36	39	14.92	15.05	14.67	14.89	14.81		
15	64QAM	75	0	14.85	14.99	14.76	14.91	14.88		



**FCC SAR TEST REPORT**

**Report No. : FA931313**

Channel				39700	40160	40620	41080	41540	Tune-up limit (dBm)	MPR (dB)
Frequency (MHz)				2501	2547	2593	2639	2685		
10	QPSK	1	0	14.80	14.96	14.82	14.75	15.05	16.5	0
10	QPSK	1	25	14.85	15.06	14.79	14.93	14.84		
10	QPSK	1	49	14.78	15.00	14.80	15.00	14.96		
10	QPSK	25	0	14.93	14.89	14.72	14.72	14.97	16.5	0
10	QPSK	25	12	14.87	14.90	14.72	14.93	14.92		
10	QPSK	25	25	14.99	15.03	14.71	14.94	14.93		
10	QPSK	50	0	14.81	14.90	14.64	14.92	14.97	16.5	0
10	16QAM	1	0	15.11	14.95	15.01	15.09	15.12		
10	16QAM	1	25	15.13	15.30	14.96	15.14	15.08		
10	16QAM	1	49	15.03	15.22	15.22	15.15	15.17	16.5	0
10	16QAM	25	0	14.96	15.01	14.80	14.84	14.97		
10	16QAM	25	12	14.99	14.94	14.81	15.00	14.98		
10	16QAM	25	25	14.89	15.05	14.67	14.96	14.98	16.5	0
10	16QAM	50	0	14.96	15.06	14.71	14.98	14.99		
10	64QAM	1	0	15.22	15.24	14.95	15.19	15.29		
10	64QAM	1	25	15.23	15.12	15.05	15.21	15.09	16.5	0
10	64QAM	1	49	14.89	15.23	15.09	15.28	15.14		
10	64QAM	25	0	14.96	14.89	14.81	14.90	14.91		
10	64QAM	25	12	14.86	14.92	14.80	15.01	14.94	16.5	0
10	64QAM	25	25	15.03	14.94	14.75	15.07	14.89		
10	64QAM	50	0	14.89	14.99	14.74	14.85	14.86		
Channel				39675	40148	40620	41093	41565	Tune-up limit (dBm)	MPR (dB)
Frequency (MHz)				2498.5	2545.8	2593	2640.30	2687.5		
5	QPSK	1	0	14.93	14.91	14.71	14.75	14.91	16.5	0
5	QPSK	1	12	14.80	14.99	14.64	14.90	14.90		
5	QPSK	1	24	14.76	14.99	14.70	15.07	14.84		
5	QPSK	12	0	14.84	14.83	14.65	14.78	14.82	16.5	0
5	QPSK	12	7	14.97	14.92	14.60	14.81	14.88		
5	QPSK	12	13	14.87	14.85	14.69	14.83	14.91		
5	QPSK	25	0	14.85	14.99	14.62	14.87	14.92	16.5	0
5	16QAM	1	0	15.17	15.22	14.91	14.95	15.12		
5	16QAM	1	12	15.16	15.25	14.93	15.14	15.20		
5	16QAM	1	24	15.04	15.29	15.02	15.14	15.03	16.5	0
5	16QAM	12	0	14.98	14.89	14.69	14.87	14.86		
5	16QAM	12	7	14.81	14.97	14.74	15.00	14.85		
5	16QAM	12	13	14.84	14.93	14.70	14.90	14.93	16.5	0
5	16QAM	25	0	14.95	14.98	14.70	14.89	14.97		
5	64QAM	1	0	15.16	15.27	14.95	15.19	15.29		
5	64QAM	1	12	15.16	15.18	15.05	15.21	15.09	16.5	0
5	64QAM	1	24	14.94	15.31	15.09	15.28	15.14		
5	64QAM	12	0	14.89	15.06	14.81	14.90	14.91		
5	64QAM	12	7	15.01	15.10	14.80	15.01	14.94	16.5	0
5	64QAM	12	13	14.86	15.05	14.75	15.07	14.89		
5	64QAM	25	0	14.87	15.04	14.74	14.85	14.86		



**<LTE Carrier Aggregation combinations>**

**General Note:**

1. This device supports Carrier Aggregation on downlink only for inter and intra band, Uplink CA is not supported. For the device supports combination bands and configurations are according to 3GPP.
2. In applying the existing power measurement procedure of KDB 941225 D05A for DL CA SAR test exclusion, only the subset with the largest number of combinations of the frequency band and CCs in each row need consideration, and that configurations require power measurement should be highlighted in the below table.
3. LTE Band 29A is limited to Scell.

2CC Downlink Carrier Aggregation			3CC Downlink Carrier Aggregation			4CC Downlink Carrier Aggregation		
Number	Combination	Covered by Measurement Superset	Number	Combination	Covered by Measurement Superset	Number	Combination	Covered by Measurement Superset
1	2A-4A	49	49	2A-4A-4A		108	2A-2A-5A-66A	142
2	2A-5A	50	50	2A-4A-5A		109	2A-2A-12A-30A	
3	2A-12A	51	51	2A-4A-12A		110	2A-2A-12A-66A	
4	2A-13A	52	52	2A-4A-13A		111	2A-12A-30A-66A	
5	2A-14A	58	53	2A-5A-30A	112	112	2A-5A-30A-66A	
6	2A-29A	55	54	2A-12A-30A	111	113	2A-2A-13A-66A	
7	2A-30A	55	55	2A-29A-30A		114	2A-5A-66A-66A	143
8	2A-66A	56	56	2A-5A-66A	112	115	2A-5B-30A	142
9	4A-5A	50	57	2A-13A-66A	113	116	2A-5B-66A	143
10	4A-12A	51	58	2A-14A-30A	121	117	2A-5A-66B	143
11	4A-13A	52	59	2A-14A-66A	121	118	2A-12A-66A-66A	
12	4A-29A	64	60	2A-30A-66A	121	119	2A-13A-66A-66A	
13	4A-30A	64	61	2A-66A-66A	118	120	2A-13A-66B	
14	5A-30A	62	62	4A-5A-30A		121	2A-14A-30A-66A	
15	5A-66A	77	63	4A-12A-30A		122	5A-30A-66A-66A	142
16	12A-30A	54	64	4A-29A-30A		123	5B-30A-66A	142
17	13A-66A	57	65	2A-2A-5A	108	124	5B-66A-66A	143
18	14A-30A	58	66	2A-2A-12A	109	125	25A-41D	
19	14A-66A	59	67	2A-2A-13A	113	126	41A-41D	144
20	29A-30A	55	68	2A-2A-30A	109	127	41C-41C	144
21	2A-2A	65	69	2A-2A-66A	110	128	2A-5A-46C	145
22	4A-4A	70	70	4A-4A-5A		129	2A-13A-46C	146
23	7A-7A		71	4A-4A-12A		130	2A-46A-46A-66A	147
24	25A-25A		72	4A-4A-13A		131	2A-46A-46C	155
25	25A-26A		73	13A-66A-66A	119	132	4A-46A-46C	148
26	25A-41A	125	74	14A-30A-66A	121	133	5A-46C-66A	149
27	26A-41A	81	75	2A-5B	115	134	5A-46D	150
28	41A-41A	126	76	2A-66C		135	13A-46C-66A	151
29	66A-66A	73	77	5A-66A-66A	122	136	13A-46D	151
30	2C		78	5B-30A	115	137	66A-46C-46A	
31	5B		79	5B-66A	116	138	66A-46D	
32	7C		80	25A-41C	125	139	2A-46C-66A	147
33	41C	84	81	26A-41C		140	2A-46D	154
34	66C		82	41A-41C	126	141	4A-46D	148
35	2A-46A	85	83	66A-66C				
36	4A-46A	90	84	41D				
37	7A-46A		85	2A-5A-46A	145			
38	13A-46A	93	86	2A-13A-46A	146			
39	25A-46A		87	2A-46A-46A	130			
40	41A-46A		88	2A-46A-66A	130			
41	46A-66A	88	89	2A-46C	131			
42	5A-46A	85	90	4A-46A-46A	148			
43	5A-7A		91	4A-46C	132	142	2A-5B-30A-66A	
44			92	5A-46A-66A	149	143	2A-5B-66A-66A	
45	12A-66A	102	93	13A-46A-66A	151	144	41C-41D	
46	29A-66A	105	94	13A-46C	136	145	2A-5A-46D	
47	30A-66A	106	95	66A-46A-46A	137	146	2A-13A-46D	
48	66B	34	96	5A-46C	150	147	2A-46D-66A	
			97	2A-12A-66A	118	148	4A-46A-46D	
			98	2A-66B	117	149	5A-46D-66A	
			99	5A-30A-66A	112	150	5A-46E	
			100	5A-66B	117	151	13A-46D-66A	
			101	12A-30A-66A	111	152	13A-46E	
			102	12A-66A-66A	118	153	46A-46D-66A	B46 RX Only
			103	13A-66B	120	154	2A-2A-46D	
			104	29A-30A-66A	B29 RX Only	155	2A-46A-46D	
			105	29A-66A-66A	B29 RX Only	156	2A-46C-46C	
			106	30A-66A-66A	122	157	2A-46E	
			107	46C-66A	133	158	46C-46C-66A	B46 RX Only
						159	46D-66A-66A	B46 RX Only
						160	46E-66A	B46 RX Only

**<Power verification when LTE Carrier Aggregation Active>**

**General Note:**

- i. According to KDB941225 D05A v01r02, Uplink maximum output power measurement with downlink carrier aggregation active should be measured, using the highest output channel measured without downlink carrier aggregation, to confirm that uplink maximum output power with downlink carrier aggregation active remains within the specified tune-up tolerance limits and not more than ¼ dB higher than the maximum output measured without downlink carrier aggregation active.
- ii. Uplink maximum output power with downlink carrier aggregation active does not show more than ¼ dB higher than the maximum output power without downlink carrier aggregation active, therefore SAR evaluation with downlink carrier aggregation active can be excluded.
- iii. The device supports downlink two carrier aggregation. For power measurement were control and acknowledge data is sent on uplink channels that operate identical to specifications when downlink carrier aggregation is inactive.
- iv. Selected highest measured power when downlink carrier aggregation is inactive for conducted power comparison with downlink carrier aggregation is active, to confirm that when downlink carrier aggregation is active uplink maximum output power remains within the specified tune-up tolerance limits and not more than ¼ dB higher than the maximum output power measured when downlink carrier aggregation inactive.
- v. For non-contiguous intra-band CA, the SCC selected to provide maximum separation from the PCC and must remain fully within the downlink transmission band.
- vi. For Intra-band, contiguous CA, the downlink channels selected to perform the uplink power measurement must satisfy 3GPP channel spacing (5.4.1A of 3GPP TS 36.521 or equivalent) and channel bandwidth (5.4.2A) requirements.

$$\text{Nominal channel spacing} = \left\lceil \frac{BW_{\text{Channel}(1)} + BW_{\text{Channel}(2)} - 0.1 |BW_{\text{Channel}(1)} - BW_{\text{Channel}(2)}|}{0.6} \right\rceil 0.3 \text{ [MHz]}$$

**<Two Carrier power verification>**

Configure	CA Configuration (BCS)	PCC							SCC				Power		
		LTE Band	BW (MHz)	UL Freq. (MHz)	UL Channel	Mod.	UL# RB	UL RB Offset	LTE Band	BW (MHz)	DL Freq. (MHz)	DL Channel	With CA Tx.Power (dBm)	W/O CA Tx.Power (dBm)	
Inter-Band	5A (4x4 MIMO) -7A	5	10	836.5	20525	QPSK	1	0	7	20	2655	3100	23.98	24.00	
	7A (4x4 MIMO) -46A	7	20	2535	21100	QPSK	1	0	46	20	5537.5	50665	23.14	23.25	
	25A-26A	25	20	1880	26340	QPSK	1	0	26	15	876.5	8865	23.29	23.12	
	25A-41A (4x4 MIMO)	25	20	1880	26340	QPSK	1	0	41	20	2593	40620	23.15	23.12	
	25A-46A	25	20	1880	26340	QPSK	1	0	46	20	5537.5	50665	23.22	23.12	
Intra-Band	41A (4x4 MIMO) -46A	41	20	2549.5	40185	QPSK	1	0	46	20	5537.5	50665	24.16	24.02	
	Non-Contiguous	7A (4x4 MIMO) -7A	7	20	2535	21100	QPSK	1	0	7	20	2680	3350	23.08	23.25
		25A-25A	25	20	1880	26340	QPSK	1	0	25	20	1985	8590	23.11	23.12
	Contiguous	2C (4x4 MIMO)	2	20	1880	18900	QPSK	1	0	2	20	1979.8	1098	23.16	23.15
		5B	5	10	836.5	20525	QPSK	1	0	5	10	891.4	2624	23.86	24.00
		7C (4x4 MIMO)	7	20	2535	21100	QPSK	1	0	7	20	2674.8	3298	23.39	23.25
	66C	66	20	1770	132572	QPSK	1	0	66	20	2150.2	66838	23.14	23.16	



<Three Carrier power verification>

Configure	CA Configuration (BCS)	PCC								SCC				SCC2				Power	
		LTE Band	BW (MHz)	UL Freq. (MHz)	UL Channel	Mod.	UL# RB	UL RB Offset	LTE Band	BW (MHz)	DL Freq. (MHz)	DL Channel	LTE Band	BW (MHz)	DL Freq. (MHz)	DL Channel	With CA Tx.Power (dBm)	W/O CA Tx.Power (dBm)	
Inter-Band	2A-4A (4x4 MIMO)-4A	2	20	1880	18900	QPSK	1	0	4	20	2132.5	2175	4	20	2300	2145	23.22	23.15	
	2A-4A (4x4 MIMO)-5A	2	20	1880	18900	QPSK	1	0	4	20	2132.5	2175	5	10	881.5	2525	23.21	23.15	
	2A-4A (4x4 MIMO)-12A	2	20	1880	18900	QPSK	1	0	4	20	2132.5	2175	12	10	737.5	5095	23.23	23.15	
	2A-4A (4x4 MIMO)-13A	2	20	1880	18900	QPSK	1	0	4	20	2132.5	2175	13	10	751	5230	23.05	23.15	
	2A-29A-30A (4x4 MIMO)	2	20	1880	18900	QPSK	1	0	29	10	722.5	9715	30	10	2355	9820	23.14	23.15	
	2A-66C (4x4 MIMO)	2	20	1880	18900	QPSK	1	0	66	20	2155	66886	66	20	2174.8	67084	23.23	23.15	
	4A (4x4 MIMO)-4A-5A	4	20	1732.5	20175	QPSK	1	0	4	20	2300	2145	5	10	881.5	2525	23.19	23.29	
	4A (4x4 MIMO)-4A-12A	4	20	1732.5	20175	QPSK	1	0	4	20	2300	2145	12	10	737.5	5095	23.15	23.29	
	4A (4x4 MIMO)-4A-13A	4	20	1732.5	20175	QPSK	1	0	4	20	2300	2145	13	10	751	5230	23.25	23.29	
	4A-5A-30A (4x4 MIMO)	4	20	1732.5	20175	QPSK	1	0	5	10	881.5	2525	30	10	2355	9820	23.22	23.29	
	4A-12A-30A (4x4 MIMO)	4	20	1732.5	20175	QPSK	1	0	12	10	737.5	5095	30	10	2355	9820	23.14	23.29	
	4A-29A-30A (4x4 MIMO)	4	20	1732.5	20175	QPSK	1	0	29	10	722.5	9715	30	10	2197.5	67311	23.14	23.29	
26A-41C (4x4 MIMO)	26	15	831.5	26865	QPSK	1	0	41	20	2593	40620	41	20	2612.3	40818	23.94	24.01		
66A (4x4 MIMO)-66C	66	20	1770	132572	QPSK	1	0	66	20	2155	66886	66	20	2174.8	67084	23.20	23.16		
Intra-Band	Contiguous	41D	41	20	2549.5	40185	QPSK	1	0	41	20	2569.3	40383	41	20	2589.1	40581	23.96	24.02

<Four Carrier power verification>

Configure	CA Configuration (BCS)	PCC								SCC1				SCC2				SCC3				Power	
		LTE Band	BW (MHz)	UL Freq. (MHz)	UL Channel	Mod.	UL# RB	UL RB Offset	LTE Band	BW (MHz)	DL Freq. (MHz)	DL Channel	LTE Band	BW (MHz)	DL Freq. (MHz)	DL Channel	LTE Band	BW (MHz)	DL Freq. (MHz)	DL Channel	With CA Tx.Power (dBm)	W/O CA Tx.Power (dBm)	
Inter-Band	2A-2A-12A-30A	2	20	1880	18900	QPSK	1	0	2	20	1960	900	12	10	737.5	5095	30	10	2355	9820	23.23	23.15	
	2A-2A-12A-66A	2	20	1880	18900	QPSK	1	0	2	20	1960	900	12	10	737.5	5095	66	20	2155	66886	23.20	23.15	
	2A-2A-13A-66A	2	20	1880	18900	QPSK	1	0	2	20	1960	900	13	10	751	5230	66	20	2155	66886	23.21	23.15	
	2A-5A-30A-66A	2	20	1880	18900	QPSK	1	0	5	10	881.5	2525	30	10	2355	9820	66	20	2155	66886	23.15	23.15	
	2A-12A-30A-66A	2	20	1880	18900	QPSK	1	0	12	10	737.5	5095	30	10	2355	9820	60	20	2155	66886	23.12	23.15	
	2A-12A-66A-66A	2	20	1880	18900	QPSK	1	0	12	10	737.5	5095	66	20	2155	66886	60	20	2190	67236	23.15	23.15	
	2A (4x4 MIMO)-13A-46C	2	20	1880	18900	QPSK	1	0	13	10	751	5230	46	20	5537.5	50665	46	20	5577.3	50863	23.27	23.15	
	2A-13A-66A-66A	2	20	1880	18900	QPSK	1	0	13	10	751	5230	66	20	2155	66886	60	20	2190	67236	23.30	23.15	
	2A (4x4 MIMO)-13A-66B	2	20	1880	18900	QPSK	1	0	13	10	751	5230	66	15	2155	66886	66	5	2164.3	66979	23.24	23.15	
	2A-14A-30A-66A	2	20	1880	18900	QPSK	1	0	14	10	763	5330	30	10	2355	9820	66	20	2155	66886	23.15	23.15	
	25A-41D	25	20	1880	26340	QPSK	1	0	41	20	2593	40620	41	20	2612.8	40818	41	20	2632.6	41016	23.24	23.12	
	66A-46C-46A	66	20	1770	132572	QPSK	1	0	46	20	5537.5	50665	46	20	5557.3	50863	46	20	5915	54440	23.18	23.16	
	66A-46D	66	20	1770	132572	QPSK	1	0	46	20	5537.5	50665	46	20	5557.3	50863	46	20	5577.1	51061	23.01	23.16	

<Five Carrier power verification>

Configure	CA Configuration (BCS)	PCC								SCC1				SCC2				SCC3				SCC4				Power	
		LTE Band	BW (MHz)	UL Freq. (MHz)	UL Channel	Mod.	UL# RB	UL RB Offset	LTE Band	BW (MHz)	DL Freq. (MHz)	DL Channel	LTE Band	BW (MHz)	DL Freq. (MHz)	DL Channel	LTE Band	BW (MHz)	DL Freq. (MHz)	DL Channel	LTE Band	BW (MHz)	DL Freq. (MHz)	DL Channel	With CA Tx.Power (dBm)	W/O CA Tx.Power (dBm)	
Inter-Band	2A-2A-46D	2	20	1880	18900	QPSK	1	0	2	20	1960	900	46	20	5537.5	50665	46	20	5557.3	50863	46	20	5577.1	51061	23.15	23.15	
	2A-5A-46D	2	20	1880	18900	QPSK	1	0	5	10	881.5	2525	46	20	5537.5	50665	46	20	5557.3	50863	46	20	5577.1	51061	23.13	23.15	
	2A-5B-30A-66A	2	20	1880	18900	QPSK	1	0	5	10	881.5	2525	5	10	891.4	2624	30	10	2355	9820	66	20	2155	66886	23.22	23.15	
	2A-5B-66A-66A	2	20	1880	18900	QPSK	1	0	5	10	881.5	2525	5	10	891.4	2624	66	20	2155	66886	66	20	2190	67236	23.24	23.15	
	2A-13A-46D	2	20	1880	18900	QPSK	1	0	13	10	751	5230	46	20	5537.5	50665	46	20	5557.3	50863	46	20	5577.1	51061	23.14	23.15	
	2A-46A-46D	2	20	1880	18900	QPSK	1	0	46	20	5537.5	50665	46	20	5915	54440	46	20	5895.2	54242	46	20	5785.4	54044	23.16	23.15	
	2A-46C-46C	2	20	1880	18900	QPSK	1	0	46	20	5537.5	50665	46	20	5557.3	50863	46	20	5915	54440	46	20	5895.2	54242	23.28	23.15	
	2A-46D-66A	2	20	1880	18900	QPSK	1	0	46	20	5537.5	50665	46	20	5557.3	50863	46	20	5577.1	51061	66	20	2155	66886	23.10	23.15	
	2A-46E	2	20	1880	18900	QPSK	1	0	46	20	5537.5	50665	46	20	5557.3	50863	46	20	5577.1	51061	46	20	5596.9	51259	23.31	23.15	
	4A-46A-46D	4	20	1732.5	20175	QPSK	1	0	46	20	5537.5	50665	46	20	5915	54440	46	20	5895.2	54242	46	20	5785.4	54044	23.18	23.29	
	5A-46D-66A	5	10	836.5	20525	QPSK	1	0	46	20	5537.5	50665	46	20	5557.3	50863	46	20	5577.1	51061	66	20	2155	66886	23.89	24.00	
	5A-46E	5	10	836.5	20525	QPSK	1	0	46	20	5537.5	50665	46	20	5557.3	50863	46	20	5577.1	51061	46	20	5596.9	51259	24.01	24.00	
	13A-46D-66A	13	10	782	23230	QPSK	1	0	46	20	5537.5	50665	46	20	5557.3	50863	46	20	5577.1	51061	66	20	2155	66886	22.79	22.97	
	13A-46E	13	10	782	23230	QPSK	1	0	46	20	5537.5	50665	46	20	5557.3	50863	46	20	5577.1	51061	46	20	5596.9	51259	22.88	22.97	
	41C-41D	41	20	2549.5	40185	QPSK	1	0	41	20	2569.3	40383	41	20	2680	41490	41	20	2660.2	41292	41	20	2640.4	41094	24.00	24.02	





## 12. RF Exposure Conditions

### <SAR test exclusion table>

**General Note:**

- The detail antenna location please refers to Appendix D.
- The below table, when the distance is < 50 mm exclusion threshold is "Ratio", when the distance is > 50 mm exclusion threshold is "mW"
- Maximum power is the source-based time-average power and represents the maximum RF output power among production units
- Per KDB 447498 D01v06, for larger devices, the test separation distance of adjacent edge configuration is determined by the closest separation between the antenna and the user.
- Per KDB 447498 D01v06, standalone SAR test exclusion threshold is applied; If the test separation distance is < 5mm, 5mm is used to determine SAR exclusion threshold.
- Per KDB 447498 D01v06, the 1-g and 10-g SAR test exclusion thresholds for 100 MHz to 6 GHz at *test separation distances* ≤ 50 mm are determined by:
  - $[(\text{max. power of channel, including tune-up tolerance, mW}) / (\text{min. test separation distance, mm})] \cdot [\sqrt{f(\text{GHz})}] \leq 3.0$  for 1-g SAR and ≤ 7.5 for 10-g extremity SAR
    - f(GHz) is the RF channel transmit frequency in GHz
    - Power and distance are rounded to the nearest mW and mm before calculation
    - The result is rounded to one decimal place for comparison
- Per KDB 447498 D01v06, at 100 MHz to 6 GHz and for *test separation distances* > 50 mm, the SAR test exclusion threshold is determined according to the following
  - [Threshold at 50 mm in step 1) + (test separation distance - 50 mm) · (f(MHz)/150)] mW, at 100 MHz to 1500 MHz
  - [Threshold at 50 mm in step 1) + (test separation distance - 50 mm) · 10] mW at > 1500 MHz and ≤ 6 GHz

Exposure Position	Wireless Interface	WCDMA Band V	WCDMA Band IV	WCDMA Band II	LTE Band 12	LTE Band 17	LTE Band 13	LTE Band 14	LTE Band 5	LTE Band 26	LTE Band 4	LTE Band 66	LTE Band 2	LTE Band 25	LTE Band 30	LTE Band 7	LTE Band 38	LTE Band 41
	Calculated Frequency	846MHz	1750MHz	1907MHz	715MHz	713MHz	784MHz	796MHz	848MHz	848MHz	1754MHz	1779MHz	1909MHz	1914MHz	2312MHz	2567MHz	2617MHz	2687MHz
	Maximum power (dBm)	24.5	24.5	24.5	24	24	24	24	25	25	24	24	24	24	23	24	24	24
	Maximum rated power(mW)	282.0	282.0	282.0	251.0	251.0	251.0	251.0	316.0	316.0	251.0	251.0	251.0	251.0	200.0	251.0	251.0	251.0
Bottom Face	Separation distance(mm)	5.0																
	exclusion threshold	51.9	74.6	77.9	42.5	42.4	44.5	44.5	58.2	58.2	66.5	67.0	69.4	69.5	60.8	80.4	81.2	82.3
	Testing required?	Yes	Yes	Yes	Yes	Yes	Yes	Yes	Yes	Yes	Yes	Yes	Yes	Yes	Yes	Yes	Yes	Yes
Edge 1	Separation distance(mm)	5.0																
	exclusion threshold	51.9	74.6	77.9	42.5	42.4	44.5	44.5	58.2	58.2	66.5	67.0	69.4	69.5	60.8	80.4	81.2	82.3
	Testing required?	Yes	Yes	Yes	Yes	Yes	Yes	Yes	Yes	Yes	Yes	Yes	Yes	Yes	Yes	Yes	Yes	Yes
Edge 2	Separation distance(mm)	246.4																
	exclusion threshold	1271.0	2077.0	2073.0	1114.0	1111.0	1196.0	1210.0	1273.0	1273.0	2077.0	2076.0	2073.0	2072.0	2063.0	2058.0	2057.0	2056.0
	Testing required?	No	No	No	No	No	No	No	No	No	No	No	No	No	No	No	No	No
Edge 3	Separation distance(mm)	180.0																
	exclusion threshold	896.0	1413.0	1409.0	797.0	796.0	849.0	858.0	898.0	898.0	1413.0	1412.0	1409.0	1408.0	1399.0	1394.0	1393.0	1392.0
	Testing required?	No	No	No	No	No	No	No	No	No	No	No	No	No	No	No	No	No
Edge 4	Separation distance(mm)	5.0																
	exclusion threshold	51.9	74.6	77.9	42.5	42.4	44.5	44.5	58.2	58.2	66.5	67.0	69.4	69.5	60.8	80.4	81.2	82.3
	Testing required?	Yes	Yes	Yes	Yes	Yes	Yes	Yes	Yes	Yes	Yes	Yes	Yes	Yes	Yes	Yes	Yes	Yes
Bottom of Laptop	Separation distance(mm)	5.0																
	exclusion threshold	51.9	74.6	77.9	42.5	42.4	44.5	44.5	58.2	58.2	66.5	67.0	69.4	69.5	60.8	80.4	81.2	82.3
	Testing required?	Yes	Yes	Yes	Yes	Yes	Yes	Yes	Yes	Yes	Yes	Yes	Yes	Yes	Yes	Yes	Yes	Yes



## 13. SAR Test Results

### General Note:

1. Per KDB 447498 D01v06, the reported SAR is the measured SAR value adjusted for maximum tune-up tolerance.
  - a. Tune-up scaling Factor = tune-up limit power (mW) / EUT RF power (mW), where tune-up limit is the maximum rated power among all production units.
  - b. For SAR testing of WLAN signal with non-100% duty cycle, the measured SAR is scaled-up by the duty cycle scaling factor which is equal to "1/(duty cycle)"
  - c. For WWAN: Reported SAR(W/kg)= Measured SAR(W/kg)\*Tune-up Scaling Factor
  - d. For WLAN/Bluetooth: Reported SAR(W/kg)= Measured SAR(W/kg)\* Duty Cycle scaling factor \* Tune-up scaling factor
  - e. For TDD LTE SAR measurement, the duty cycle 1:1.59 (62.9 %) was used perform testing and considering the theoretical duty cycle of 63.3% for extended cyclic prefix in the uplink, and the theoretical duty cycle of 62.9% for normal cyclic prefix in uplink, a scaling factor of extended cyclic prefix 63.3%/62.9% = 1.006 is applied to scale-up the measured SAR result.  
The Reported TDD LTE SAR = measured SAR (W/kg)\* Tune-up Scaling Factor\* scaling factor for extended cyclic prefix.
2. Per KDB 447498 D01v06, for each exposure position, testing of other required channels within the operating mode of a frequency band is not required when the *reported* 1-g or 10-g SAR for the mid-band or highest output power channel is:
  - $\leq 0.8$  W/kg or 2.0 W/kg, for 1-g or 10-g respectively, when the transmission band is  $\leq 100$  MHz
  - $\leq 0.6$  W/kg or 1.5 W/kg, for 1-g or 10-g respectively, when the transmission band is between 100 MHz and 200 MHz
  - $\leq 0.4$  W/kg or 1.0 W/kg, for 1-g or 10-g respectively, when the transmission band is  $\geq 200$  MHz
3. Per KDB 865664 D01v01r04, for each frequency band, repeated SAR measurement is required only when the measured SAR is  $\geq 0.8$ W/kg.
4. For the exposure positions that proximity sensor power reduction is applied for SAR compliance, additional SAR testing with EUT transmitting full power in normal mode was performed; 10mm for bottom of Laptop.
5. The device implements the P-sensor to detect human body proximity and the G-sensor is used to detect EUT motion and determine whether the proximity sensor is triggered by human or fixed objects such as the table to trigger power reduction, and SAR was measured at 0cm separation with RF power reduced. To verify compliance of the human body moving away from the device and the power being restored to maximum, SAR was measured at 20mm separation for Bottom of Laptop, 30mm separation for Bottom Face, 6mm separation for Edge 1 and 10mm separation for Edge 4 while the device transmitting at full power.

### UMTS Note:

1. Per KDB 941225 D01v03r01, for SAR testing is measured using a 12.2 kbps RMC with TPC bits configured to all "1's".
2. Per KDB 941225 D01v03r01, RMC 12.2kbps setting is used to evaluate SAR. The maximum output power and tune-up tolerance specified for production units in HSDPA / HSUPA / DC-HSDPA is  $\leq \frac{1}{4}$  dB higher than RMC 12.2Kbps or when the highest reported SAR of the RMC12.2Kbps is scaled by the ratio of specified maximum output power and tune-up tolerance of HSDPA / HSUPA / DC-HSDPA to RMC12.2Kbps and the adjusted SAR is  $\leq 1.2$  W/kg, SAR measurement is not required for HSDPA / HSUPA / DC-HSDPA, and according to the following RF output power, the output power results of the secondary modes (HSUPA, HSDPA, DC-HSDPA) are less than  $\frac{1}{4}$  dB higher than the primary modes; therefore, SAR measurement is not required for HSDPA / HSUPA / DC-HSDPA.



**LTE Note:**

1. Per KDB 941225 D05v02r05, start with the largest channel bandwidth and measure SAR for QPSK with 1 RB allocation, using the RB offset and required test channel combination with the highest maximum output power for RB offsets at the upper edge, middle and lower edge of each required test channel.
2. Per KDB 941225 D05v02r05, 50% RB allocation for QPSK SAR testing follows 1RB QPSK allocation procedure.
3. Per KDB 941225 D05v02r05, For QPSK with 100% RB allocation, SAR is not required when the highest maximum output power for 100 % RB allocation is less than the highest maximum output power in 50% and 1 RB allocations and the highest reported SAR for 1 RB and 50% RB allocation are  $\leq 0.8$  W/kg. Otherwise, SAR is measured for the highest output power channel; and if the reported SAR is  $> 1.45$  W/kg, the remaining required test channels must also be tested.
4. Per KDB 941225 D05v02r05, 16QAM output power for each RB allocation configuration is  $>$  not  $\frac{1}{2}$  dB higher than the same configuration in QPSK and the reported SAR for the QPSK configuration is  $\leq 1.45$  W/kg; Per KDB 941225 D05v02r05, 16QAM SAR testing is not required.
5. Per KDB 941225 D05v02r05, Smaller bandwidth output power for each RB allocation configuration is  $>$  not  $\frac{1}{2}$  dB higher than the same configuration in the largest supported bandwidth, and the reported SAR for the largest supported bandwidth is  $\leq 1.45$  W/kg; Per KDB 941225 D05v02r05, smaller bandwidth SAR testing is not required.
6. For LTE B4 / B5 / B12 / B17 / B26 / B38 the maximum bandwidth does not support three non-overlapping channels, per KDB 941225 D05v02r05, when a device supports overlapping channel assignment in a channel bandwidth configuration, the middle channel of the group of overlapping channels should be selected for testing.
7. LTE band 2 / 4 / 5 / 17 / 38 SAR test was covered by Band 12 / 25 / 26 / 66 / 41; according to TCB workshop, SAR test for overlapping LTE bands can be reduced if
  - a. The maximum output power, including tolerance, for the smaller band is  $\leq$  the larger band to qualify for the SAR test exclusion.
  - b. The channel bandwidth and other operating parameters for the smaller band are fully supported by the larger band.



13.1 Body SAR

<WCDMA SAR>

Plot No.	Band	Mode	Test Position	Gap (mm)	Antenna Vendor	Power Reduction	Ch.	Freq. (MHz)	Average Power (dBm)	Tune-Up Limit (dBm)	Tune-up Scaling Factor	Power Drift (dB)	Measured 1g SAR (W/kg)	Reported 1g SAR (W/kg)
	WCDMA II	RMC 12.2Kbps	Bottom Face	0mm	AMP	ON	9400	1880	12.55	13.00	1.109	-0.17	0.992	1.100
	WCDMA II	RMC 12.2Kbps	Bottom Face	0mm	AMP	ON	9262	1852.4	12.43	13.00	1.140	-0.08	0.948	1.081
01	WCDMA II	RMC 12.2Kbps	Bottom Face	0mm	AMP	ON	9538	1907.6	12.49	13.00	1.125	-0.04	1.030	1.158
	WCDMA II	RMC 12.2Kbps	Edge 1	0mm	AMP	ON	9400	1880	12.55	13.00	1.109	0.03	0.216	0.240
	WCDMA II	RMC 12.2Kbps	Edge 4	0mm	AMP	ON	9400	1880	12.55	13.00	1.109	-0.01	0.388	0.430
	WCDMA II	RMC 12.2Kbps	Bottom of Laptop	0mm	AMP	ON	9400	1880	12.55	13.00	1.109	-0.17	0.329	0.365
	WCDMA II	RMC 12.2Kbps	Bottom Face	30mm	AMP	OFF	9400	1880	23.57	24.50	1.239	0.02	0.101	0.125
	WCDMA II	RMC 12.2Kbps	Edge 1	6mm	AMP	OFF	9400	1880	23.57	24.50	1.239	0.13	0.883	1.094
	WCDMA II	RMC 12.2Kbps	Edge 1	6mm	AMP	OFF	9262	1852.4	23.52	24.50	1.253	-0.05	0.859	1.076
	WCDMA II	RMC 12.2Kbps	Edge 1	6mm	AMP	OFF	9538	1907.6	23.52	24.50	1.253	0.01	0.908	1.138
	WCDMA II	RMC 12.2Kbps	Edge 4	10mm	AMP	OFF	9400	1880	23.57	24.50	1.239	0.02	0.601	0.745
	WCDMA II	RMC 12.2Kbps	Bottom of Laptop	20mm	AMP	OFF	9400	1880	23.57	24.50	1.239	-0.11	0.355	0.440
	WCDMA II	RMC 12.2Kbps	Bottom Face	0mm	Speed	ON	9538	1907.6	12.49	13.00	1.125	0.01	1.020	1.147
	WCDMA II	RMC 12.2Kbps	Bottom Face	0mm	Speed	ON	9262	1852.4	12.43	13.00	1.140	-0.03	0.893	1.018
	WCDMA II	RMC 12.2Kbps	Bottom Face	0mm	Speed	ON	9400	1880	12.55	13.00	1.109	0	0.980	1.087
	WCDMA IV	RMC 12.2Kbps	Bottom Face	0mm	AMP	ON	1513	1752.6	12.66	13.00	1.081	-0.04	0.917	0.992
	WCDMA IV	RMC 12.2Kbps	Bottom Face	0mm	AMP	ON	1312	1712.4	12.33	13.00	1.167	-0.04	0.888	1.036
	WCDMA IV	RMC 12.2Kbps	Bottom Face	0mm	AMP	ON	1413	1732.6	12.09	13.00	1.233	-0.05	0.864	1.065
	WCDMA IV	RMC 12.2Kbps	Edge 1	0mm	AMP	ON	1513	1752.6	12.66	13.00	1.081	0.01	0.118	0.128
	WCDMA IV	RMC 12.2Kbps	Edge 4	0mm	AMP	ON	1513	1752.6	12.66	13.00	1.081	0.02	0.444	0.480
	WCDMA IV	RMC 12.2Kbps	Bottom of Laptop	0mm	AMP	ON	1513	1752.6	12.66	13.00	1.081	-0.15	0.218	0.236
	WCDMA IV	RMC 12.2Kbps	Bottom Face	30mm	AMP	OFF	1513	1752.6	23.57	24.50	1.239	0.02	0.094	0.116
	WCDMA IV	RMC 12.2Kbps	Edge 1	6mm	AMP	OFF	1513	1752.6	23.57	24.50	1.239	0.14	0.662	0.820
	WCDMA IV	RMC 12.2Kbps	Edge 1	6mm	AMP	OFF	1312	1712.4	23.28	24.50	1.324	0.12	0.735	0.973
	WCDMA IV	RMC 12.2Kbps	Edge 1	6mm	AMP	OFF	1413	1732.6	23.50	24.50	1.259	-0.02	0.738	0.929
	WCDMA IV	RMC 12.2Kbps	Edge 4	10mm	AMP	OFF	1513	1752.6	23.57	24.50	1.239	0.11	0.712	0.882
	WCDMA IV	RMC 12.2Kbps	Edge 4	10mm	AMP	OFF	1312	1712.4	23.28	24.50	1.324	0.13	0.627	0.830
	WCDMA IV	RMC 12.2Kbps	Edge 4	10mm	AMP	OFF	1413	1732.6	23.50	24.50	1.259	-0.05	0.682	0.859
	WCDMA IV	RMC 12.2Kbps	Bottom of Laptop	20mm	AMP	OFF	1513	1752.6	23.57	24.50	1.239	0.17	0.244	0.302
02	WCDMA IV	RMC 12.2Kbps	Bottom Face	0mm	Speed	ON	1413	1732.6	12.09	13.00	1.233	-0.1	0.963	1.187
	WCDMA IV	RMC 12.2Kbps	Bottom Face	0mm	Speed	ON	1312	1712.4	12.33	13.00	1.167	0.13	0.955	1.114
	WCDMA IV	RMC 12.2Kbps	Bottom Face	0mm	Speed	ON	1513	1752.6	12.66	13.00	1.081	-0.06	0.933	1.009
03	WCDMA V	RMC 12.2Kbps	Bottom Face	0mm	AMP	ON	4233	846.6	13.96	14.50	1.132	-0.05	0.958	1.085
	WCDMA V	RMC 12.2Kbps	Bottom Face	0mm	AMP	ON	4132	826.4	13.89	14.50	1.151	-0.04	0.897	1.032
	WCDMA V	RMC 12.2Kbps	Bottom Face	0mm	AMP	ON	4182	836.4	13.93	14.50	1.140	-0.05	0.945	1.078
	WCDMA V	RMC 12.2Kbps	Edge 1	0mm	AMP	ON	4233	846.6	13.96	14.50	1.132	0.02	0.519	0.588
	WCDMA V	RMC 12.2Kbps	Edge 4	0mm	AMP	ON	4233	846.6	13.96	14.50	1.132	-0.11	0.670	0.759
	WCDMA V	RMC 12.2Kbps	Bottom of Laptop	0mm	AMP	ON	4233	846.6	13.96	14.50	1.132	0.03	0.478	0.541
	WCDMA V	RMC 12.2Kbps	Bottom Face	30mm	AMP	OFF	4233	846.6	23.48	24.50	1.265	-0.01	0.090	0.114
	WCDMA V	RMC 12.2Kbps	Edge 1	6mm	AMP	OFF	4233	846.6	23.48	24.50	1.265	-0.02	0.554	0.701
	WCDMA V	RMC 12.2Kbps	Edge 4	10mm	AMP	OFF	4233	846.6	23.48	24.50	1.265	0.02	0.152	0.192
	WCDMA V	RMC 12.2Kbps	Bottom of Laptop	20mm	AMP	OFF	4233	846.6	23.48	24.50	1.265	0.19	0.241	0.305
	WCDMA V	RMC 12.2Kbps	Bottom Face	0mm	Speed	ON	4233	846.6	13.96	14.50	1.132	-0.09	0.891	1.009
	WCDMA V	RMC 12.2Kbps	Bottom Face	0mm	Speed	ON	4132	826.4	13.89	14.50	1.151	-0.03	0.874	1.006
	WCDMA V	RMC 12.2Kbps	Bottom Face	0mm	Speed	ON	4182	836.4	13.93	14.50	1.140	-0.03	0.885	1.009



<FDD LTE SAR>

Plot No.	Band	BW (MHz)	Modulation	RB Size	RB offset	Test Position	Gap (mm)	Antenna Vendor	Power Reduction	Ch.	Freq. (MHz)	Average Power (dBm)	Tune-Up Limit (dBm)	Tune-up Scaling Factor	Power Drift (dB)	Measured 1g SAR (W/kg)	Reported 1g SAR (W/kg)
	LTE Band 7	20M	QPSK	1	0	Bottom Face	0mm	AMP	ON	21100	2535	12.58	13.50	1.236	0	0.861	1.064
	LTE Band 7	20M	QPSK	1	0	Bottom Face	0mm	AMP	ON	20850	2510	12.57	13.50	1.239	0.02	0.866	1.073
	LTE Band 7	20M	QPSK	1	0	Bottom Face	0mm	AMP	ON	21350	2560	12.45	13.50	1.274	0.02	0.861	1.096
	LTE Band 7	20M	QPSK	50	0	Bottom Face	0mm	AMP	ON	21100	2535	12.43	13.50	1.279	-0.19	0.732	0.937
	LTE Band 7	20M	QPSK	50	0	Bottom Face	0mm	AMP	ON	20850	2510	12.39	13.50	1.291	-0.07	0.847	1.094
04	LTE Band 7	20M	QPSK	50	0	Bottom Face	0mm	AMP	ON	21350	2560	12.37	13.50	1.297	-0.1	0.885	1.148
	LTE Band 7	20M	QPSK	100	0	Bottom Face	0mm	AMP	ON	21100	2535	12.27	13.50	1.327	-0.01	0.852	1.131
	LTE Band 7	20M	QPSK	1	0	Edge 1	0mm	AMP	ON	21100	2535	12.58	13.50	1.236	0.06	0.058	0.071
	LTE Band 7	20M	QPSK	50	0	Edge 1	0mm	AMP	ON	21100	2535	12.43	13.50	1.279	-0.03	0.066	0.084
	LTE Band 7	20M	QPSK	1	0	Edge 4	0mm	AMP	ON	21100	2535	12.58	13.50	1.236	-0.09	0.321	0.397
	LTE Band 7	20M	QPSK	50	0	Edge 4	0mm	AMP	ON	21100	2535	12.43	13.50	1.279	0.11	0.366	0.468
	LTE Band 7	20M	QPSK	1	0	Bottom of Laptop	0mm	AMP	ON	21100	2535	12.58	13.50	1.236	0.13	0.321	0.397
	LTE Band 7	20M	QPSK	50	0	Bottom of Laptop	0mm	AMP	ON	21100	2535	12.43	13.50	1.279	-0.08	0.325	0.416
	LTE Band 7	20M	QPSK	1	0	Bottom Face	30mm	AMP	OFF	21100	2535	23.25	24.00	1.189	0.04	0.072	0.086
	LTE Band 7	20M	QPSK	50	0	Bottom Face	30mm	AMP	OFF	21100	2535	22.26	23.00	1.186	0.07	0.065	0.077
	LTE Band 7	20M	QPSK	1	0	Edge 1	6mm	AMP	OFF	21100	2535	23.25	24.00	1.189	-0.05	0.188	0.223
	LTE Band 7	20M	QPSK	50	0	Edge 1	6mm	AMP	OFF	21100	2535	22.26	23.00	1.186	-0.06	0.144	0.171
	LTE Band 7	20M	QPSK	1	0	Edge 4	10mm	AMP	OFF	21100	2535	23.25	24.00	1.189	-0.13	0.533	0.633
	LTE Band 7	20M	QPSK	50	0	Edge 4	10mm	AMP	OFF	21100	2535	22.26	23.00	1.186	-0.02	0.436	0.517
	LTE Band 7	20M	QPSK	1	0	Bottom of Laptop	20mm	AMP	OFF	21100	2535	23.25	24.00	1.189	-0.02	0.208	0.247
	LTE Band 7	20M	QPSK	50	0	Bottom of Laptop	20mm	AMP	OFF	21100	2535	22.26	23.00	1.186	0.01	0.169	0.200
	LTE Band 7	20M	QPSK	50	0	Bottom Face	0mm	Speed	ON	21350	2560	12.37	13.50	1.297	-0.07	0.731	0.948
	LTE Band 7	20M	QPSK	50	0	Bottom Face	0mm	Speed	ON	21100	2535	12.43	13.50	1.279	-0.04	0.614	0.786
	LTE Band 7	20M	QPSK	50	0	Bottom Face	0mm	Speed	ON	20850	2510	12.39	13.50	1.291	-0.05	0.609	0.786
	LTE Band 12	10M	QPSK	1	0	Bottom Face	0mm	AMP	ON	23095	707.5	18.04	19.00	1.247	0.02	0.673	0.839
	LTE Band 12	10M	QPSK	25	0	Bottom Face	0mm	AMP	ON	23095	707.5	17.98	19.00	1.265	-0.11	0.633	0.801
	LTE Band 12	10M	QPSK	50	0	Bottom Face	0mm	AMP	ON	23095	707.5	17.94	19.00	1.276	0.05	0.631	0.805
	LTE Band 12	10M	QPSK	1	0	Edge 1	0mm	AMP	ON	23095	707.5	18.04	19.00	1.247	-0.08	0.149	0.186
	LTE Band 12	10M	QPSK	25	0	Edge 1	0mm	AMP	ON	23095	707.5	17.98	19.00	1.265	0.17	0.157	0.199
05	LTE Band 12	10M	QPSK	1	0	Edge 4	0mm	AMP	ON	23095	707.5	18.04	19.00	1.247	0.03	0.870	1.085
	LTE Band 12	10M	QPSK	25	0	Edge 4	0mm	AMP	ON	23095	707.5	17.98	19.00	1.265	0.03	0.834	1.055
	LTE Band 12	10M	QPSK	50	0	Edge 4	0mm	AMP	ON	23095	707.5	17.94	19.00	1.276	0.07	0.827	1.056
	LTE Band 12	10M	QPSK	1	0	Bottom of Laptop	0mm	AMP	ON	23095	707.5	18.04	19.00	1.247	0.02	0.194	0.242
	LTE Band 12	10M	QPSK	25	0	Bottom of Laptop	0mm	AMP	ON	23095	707.5	17.98	19.00	1.265	-0.05	0.199	0.252
	LTE Band 12	10M	QPSK	1	0	Bottom Face	30mm	AMP	OFF	23095	707.5	22.93	24.00	1.279	0.05	0.036	0.045
	LTE Band 12	10M	QPSK	25	0	Bottom Face	30mm	AMP	OFF	23095	707.5	21.89	23.00	1.291	0.02	0.029	0.038
	LTE Band 12	10M	QPSK	1	0	Edge 1	6mm	AMP	OFF	23095	707.5	22.93	24.00	1.279	-0.09	0.164	0.210
	LTE Band 12	10M	QPSK	25	0	Edge 1	6mm	AMP	OFF	23095	707.5	21.89	23.00	1.291	0.17	0.151	0.195
	LTE Band 12	10M	QPSK	1	0	Edge 4	10mm	AMP	OFF	23095	707.5	22.93	24.00	1.279	0.14	0.084	0.107
	LTE Band 12	10M	QPSK	25	0	Edge 4	10mm	AMP	OFF	23095	707.5	21.89	23.00	1.291	0	0.066	0.086
	LTE Band 12	10M	QPSK	1	0	Bottom of Laptop	20mm	AMP	OFF	23095	707.5	22.93	24.00	1.279	-0.03	0.087	0.111
	LTE Band 12	10M	QPSK	25	0	Bottom of Laptop	20mm	AMP	OFF	23095	707.5	21.89	23.00	1.291	0.11	0.069	0.089
	LTE Band 12	10M	QPSK	1	0	Edge 4	0mm	Speed	ON	23095	707.5	18.04	19.00	1.247	0.08	0.689	0.859



**FCC SAR TEST REPORT**

Report No. : FA931313

Plot No.	Band	BW (MHz)	Modulation	RB Size	RB offset	Test Position	Gap (mm)	Antenna Vendor	Power Reduction	Ch.	Freq. (MHz)	Average Power (dBm)	Tune-Up Limit (dBm)	Tune-up Scaling Factor	Power Drift (dB)	Measured 1g SAR (W/kg)	Reported 1g SAR (W/kg)
	LTE Band 13	10M	QPSK	1	0	Bottom Face	0mm	AMP	ON	23230	782	18.15	19.00	1.216	0.03	0.689	0.838
	LTE Band 13	10M	QPSK	25	0	Bottom Face	0mm	AMP	ON	23230	782	17.99	19.00	1.262	0.05	0.684	0.863
	LTE Band 13	10M	QPSK	50	0	Bottom Face	0mm	AMP	ON	23230	782	17.92	19.00	1.282	-0.09	0.655	0.840
	LTE Band 13	10M	QPSK	1	0	Edge 1	0mm	AMP	ON	23230	782	18.15	19.00	1.216	-0.16	0.309	0.376
	LTE Band 13	10M	QPSK	25	0	Edge 1	0mm	AMP	ON	23230	782	17.99	19.00	1.262	0.08	0.327	0.413
	LTE Band 13	10M	QPSK	1	0	Edge 4	0mm	AMP	ON	23230	782	18.15	19.00	1.216	0.07	0.810	0.985
06	LTE Band 13	10M	QPSK	25	0	Edge 4	0mm	AMP	ON	23230	782	17.99	19.00	1.262	0.18	0.846	1.068
	LTE Band 13	10M	QPSK	50	0	Edge 4	0mm	AMP	ON	23230	782	17.92	19.00	1.282	0.15	0.825	1.058
	LTE Band 13	10M	QPSK	1	0	Bottom of Laptop	0mm	AMP	ON	23230	782	18.15	19.00	1.216	0.06	0.331	0.403
	LTE Band 13	10M	QPSK	25	0	Bottom of Laptop	0mm	AMP	ON	23230	782	17.99	19.00	1.262	-0.09	0.338	0.426
	LTE Band 13	10M	QPSK	1	0	Bottom Face	30mm	AMP	OFF	23230	782	22.97	24.00	1.268	0.03	0.059	0.075
	LTE Band 13	10M	QPSK	25	0	Bottom Face	30mm	AMP	OFF	23230	782	22.02	23.00	1.253	-0.05	0.050	0.063
	LTE Band 13	10M	QPSK	1	0	Edge 1	6mm	AMP	OFF	23230	782	22.97	24.00	1.268	0.07	0.470	0.596
	LTE Band 13	10M	QPSK	25	0	Edge 1	6mm	AMP	OFF	23230	782	22.02	23.00	1.253	-0.08	0.419	0.525
	LTE Band 13	10M	QPSK	1	0	Edge 4	10mm	AMP	OFF	23230	782	22.97	24.00	1.268	0.11	0.123	0.156
	LTE Band 13	10M	QPSK	25	0	Edge 4	10mm	AMP	OFF	23230	782	22.02	23.00	1.253	-0.02	0.106	0.133
	LTE Band 13	10M	QPSK	1	0	Bottom of Laptop	20mm	AMP	OFF	23230	782	22.97	24.00	1.268	-0.11	0.185	0.235
	LTE Band 13	10M	QPSK	25	0	Bottom of Laptop	20mm	AMP	OFF	23230	782	22.02	23.00	1.253	0.15	0.159	0.199
	LTE Band 13	10M	QPSK	25	0	Edge 4	0mm	Speed	ON	23230	782	17.99	19.00	1.262	0.02	0.675	0.852
	LTE Band 14	10M	QPSK	1	0	Bottom Face	0mm	AMP	ON	23330	793	18.19	19.00	1.205	0.05	0.665	0.801
	LTE Band 14	10M	QPSK	25	0	Bottom Face	0mm	AMP	ON	23330	793	18.03	19.00	1.250	0.01	0.678	0.848
	LTE Band 14	10M	QPSK	50	0	Bottom Face	0mm	AMP	ON	23330	793	17.97	19.00	1.268	-0.17	0.658	0.834
	LTE Band 14	10M	QPSK	1	0	Edge 1	0mm	AMP	ON	23330	793	18.19	19.00	1.205	-0.17	0.287	0.346
	LTE Band 14	10M	QPSK	25	0	Edge 1	0mm	AMP	ON	23330	793	18.03	19.00	1.250	0.04	0.319	0.399
	LTE Band 14	10M	QPSK	1	0	Edge 4	0mm	AMP	ON	23330	793	18.19	19.00	1.205	0.18	0.812	0.978
07	LTE Band 14	10M	QPSK	25	0	Edge 4	0mm	AMP	ON	23330	793	18.03	19.00	1.250	0.12	0.844	1.055
	LTE Band 14	10M	QPSK	50	0	Edge 4	0mm	AMP	ON	23330	793	17.97	19.00	1.268	0.19	0.829	1.051
	LTE Band 14	10M	QPSK	1	0	Bottom of Laptop	0mm	AMP	ON	23330	793	18.19	19.00	1.205	0.02	0.317	0.382
	LTE Band 14	10M	QPSK	25	0	Bottom of Laptop	0mm	AMP	ON	23330	793	18.03	19.00	1.250	-0.03	0.329	0.411
	LTE Band 14	10M	QPSK	1	0	Bottom Face	30mm	AMP	OFF	23330	793	22.91	24.00	1.285	-0.01	0.056	0.072
	LTE Band 14	10M	QPSK	25	0	Bottom Face	30mm	AMP	OFF	23330	793	21.86	23.00	1.300	0.12	0.055	0.072
	LTE Band 14	10M	QPSK	1	0	Edge 1	6mm	AMP	OFF	23330	793	22.91	24.00	1.285	0.14	0.349	0.449
	LTE Band 14	10M	QPSK	1	0	Edge 1	6mm	AMP	OFF	23330	793	21.86	23.00	1.300	-0.01	0.266	0.346
	LTE Band 14	10M	QPSK	1	0	Edge 4	10mm	AMP	OFF	23330	793	22.91	24.00	1.285	-0.07	0.127	0.163
	LTE Band 14	10M	QPSK	25	0	Edge 4	10mm	AMP	OFF	23330	793	21.86	23.00	1.300	-0.05	0.104	0.135
	LTE Band 14	10M	QPSK	1	0	Bottom of Laptop	20mm	AMP	OFF	23330	793	22.91	24.00	1.285	0.16	0.162	0.208
	LTE Band 14	10M	QPSK	25	0	Bottom of Laptop	20mm	AMP	OFF	23330	793	21.86	23.00	1.300	0.03	0.177	0.230
	LTE Band 14	10M	QPSK	25	0	Edge 4	0mm	Speed	ON	23330	793	18.03	19.00	1.250	0.05	0.680	0.850



# FCC SAR TEST REPORT

Report No. : FA931313

Plot No.	Band	BW (MHz)	Modulation	RB Size	RB offset	Test Position	Gap (mm)	Antenna Vendor	Power Reduction	Ch.	Freq. (MHz)	Average Power (dBm)	Tune-Up Limit (dBm)	Tune-up Scaling Factor	Power Drift (dB)	Measured 1g SAR (W/kg)	Reported 1g SAR (W/kg)
	LTE Band 25	20M	QPSK	1	0	Bottom Face	0mm	AMP	ON	26340	1880	12.68	13.50	1.208	-0.04	0.754	0.911
	LTE Band 25	20M	QPSK	1	0	Bottom Face	0mm	AMP	ON	26140	1860	12.49	13.50	1.262	-0.01	0.743	0.938
	LTE Band 25	20M	QPSK	1	0	Bottom Face	0mm	AMP	ON	26590	1905	12.41	13.50	1.285	-0.03	0.829	1.066
	LTE Band 25	20M	QPSK	50	0	Bottom Face	0mm	AMP	ON	26340	1880	12.66	13.50	1.213	-0.06	0.828	1.005
	LTE Band 25	20M	QPSK	50	0	Bottom Face	0mm	AMP	ON	26140	1860	12.63	13.50	1.222	0.04	0.783	0.957
08	LTE Band 25	20M	QPSK	50	0	Bottom Face	0mm	AMP	ON	26590	1905	12.65	13.50	1.216	0	0.897	1.091
	LTE Band 25	20M	QPSK	100	0	Bottom Face	0mm	AMP	ON	26340	1880	12.61	13.50	1.227	-0.04	0.839	1.030
	LTE Band 25	20M	QPSK	1	0	Edge 1	0mm	AMP	ON	26340	1880	12.68	13.50	1.208	0.05	0.237	0.286
	LTE Band 25	20M	QPSK	50	0	Edge 1	0mm	AMP	ON	26340	1880	12.66	13.50	1.213	-0.11	0.246	0.298
	LTE Band 25	20M	QPSK	1	0	Edge 4	0mm	AMP	ON	26340	1880	12.68	13.50	1.208	0.02	0.397	0.480
	LTE Band 25	20M	QPSK	50	0	Edge 4	0mm	AMP	ON	26340	1880	12.66	13.50	1.213	-0.03	0.402	0.488
	LTE Band 25	20M	QPSK	1	0	Bottom of Laptop	0mm	AMP	ON	26340	1880	12.68	13.50	1.208	0.11	0.294	0.355
	LTE Band 25	20M	QPSK	50	0	Bottom of Laptop	0mm	AMP	ON	26340	1880	12.66	13.50	1.213	0.18	0.296	0.359
	LTE Band 25	20M	QPSK	1	0	Bottom Face	30mm	AMP	OFF	26340	1880	23.12	24.00	1.225	0.02	0.086	0.106
	LTE Band 25	20M	QPSK	50	0	Bottom Face	30mm	AMP	OFF	26340	1880	21.96	23.00	1.271	-0.04	0.075	0.095
	LTE Band 25	20M	QPSK	1	0	Edge 1	6mm	AMP	OFF	26340	1880	23.12	24.00	1.225	0.11	0.742	0.909
	LTE Band 25	20M	QPSK	1	0	Edge 1	6mm	AMP	OFF	26140	1860	22.88	24.00	1.294	0.12	0.706	0.914
	LTE Band 25	20M	QPSK	1	0	Edge 1	6mm	AMP	OFF	26590	1905	22.95	24.00	1.274	0.1	0.780	0.993
	LTE Band 25	20M	QPSK	50	0	Edge 1	6mm	AMP	OFF	26340	1880	21.96	23.00	1.271	-0.05	0.553	0.703
	LTE Band 25	20M	QPSK	100	0	Edge 1	6mm	AMP	OFF	26340	1880	21.94	23.00	1.276	-0.02	0.569	0.726
	LTE Band 25	20M	QPSK	1	0	Edge 4	10mm	AMP	OFF	26340	1880	23.12	24.00	1.225	0.11	0.535	0.655
	LTE Band 25	20M	QPSK	50	0	Edge 4	10mm	AMP	OFF	26340	1880	21.96	23.00	1.271	0.05	0.428	0.544
	LTE Band 25	20M	QPSK	1	0	Bottom of Laptop	20mm	AMP	OFF	26340	1880	23.12	24.00	1.225	-0.02	0.300	0.367
	LTE Band 25	20M	QPSK	50	0	Bottom of Laptop	20mm	AMP	OFF	26340	1880	21.96	23.00	1.271	-0.03	0.248	0.315
	LTE Band 25	20M	QPSK	50	0	Bottom Face	0mm	Speed	ON	26590	1905	12.65	13.50	1.216	-0.06	0.891	1.084
	LTE Band 25	20M	QPSK	50	0	Bottom Face	0mm	Speed	ON	26340	1880	12.66	13.50	1.213	-0.16	0.869	1.054
	LTE Band 25	20M	QPSK	50	0	Bottom Face	0mm	Speed	ON	26140	1860	12.63	13.50	1.222	-0.06	0.853	1.042
	LTE Band 26	15M	QPSK	1	0	Bottom Face	0mm	AMP	ON	26865	831.5	15.50	16.00	1.122	-0.18	0.941	1.056
	LTE Band 26	15M	QPSK	36	0	Bottom Face	0mm	AMP	ON	26865	831.5	15.32	16.00	1.169	-0.03	0.959	1.122
09	LTE Band 26	15M	QPSK	75	0	Bottom Face	0mm	AMP	ON	26865	831.5	15.28	16.00	1.180	-0.04	0.990	1.169
	LTE Band 26	15M	QPSK	1	0	Edge 1	0mm	AMP	ON	26865	831.5	15.50	16.00	1.122	0.05	0.521	0.585
	LTE Band 26	15M	QPSK	36	0	Edge 1	0mm	AMP	ON	26865	831.5	15.32	16.00	1.169	-0.01	0.531	0.621
	LTE Band 26	15M	QPSK	1	0	Edge 4	0mm	AMP	ON	26865	831.5	15.50	16.00	1.122	0.03	0.741	0.831
	LTE Band 26	15M	QPSK	36	0	Edge 4	0mm	AMP	ON	26865	831.5	15.32	16.00	1.169	0.17	0.753	0.881
	LTE Band 26	15M	QPSK	75	0	Edge 4	0mm	AMP	ON	26865	831.5	15.28	16.00	1.180	-0.05	0.787	0.929
	LTE Band 26	15M	QPSK	1	0	Bottom of Laptop	0mm	AMP	ON	26865	831.5	15.50	16.00	1.122	-0.03	0.474	0.532
	LTE Band 26	15M	QPSK	36	0	Bottom of Laptop	0mm	AMP	ON	26865	831.5	15.32	16.00	1.169	-0.08	0.492	0.575
	LTE Band 26	15M	QPSK	1	0	Bottom Face	30mm	AMP	OFF	26865	831.5	24.01	25.00	1.256	0.03	0.067	0.085
	LTE Band 26	15M	QPSK	36	0	Bottom Face	30mm	AMP	OFF	26865	831.5	22.98	24.00	1.265	-0.01	0.056	0.071
	LTE Band 26	15M	QPSK	1	0	Edge 1	6mm	AMP	OFF	26865	831.5	24.01	25.00	1.256	-0.02	0.502	0.631
	LTE Band 26	15M	QPSK	36	0	Edge 1	6mm	AMP	OFF	26865	831.5	22.98	24.00	1.265	0.03	0.417	0.527
	LTE Band 26	15M	QPSK	1	0	Edge 4	10mm	AMP	OFF	26865	831.5	24.01	25.00	1.256	-0.07	0.231	0.290
	LTE Band 26	15M	QPSK	36	0	Edge 4	10mm	AMP	OFF	26865	831.5	22.98	24.00	1.265	-0.18	0.180	0.228
	LTE Band 26	15M	QPSK	1	0	Bottom of Laptop	20mm	AMP	OFF	26865	831.5	24.01	25.00	1.256	0.14	0.187	0.235
	LTE Band 26	15M	QPSK	36	0	Bottom of Laptop	20mm	AMP	OFF	26865	831.5	22.98	24.00	1.265	0.02	0.154	0.195
	LTE Band 26	15M	QPSK	75	0	Bottom Face	0mm	Speed	ON	26865	831.5	15.28	16.00	1.180	-0.04	0.882	1.041



**FCC SAR TEST REPORT**

Report No. : FA931313

Plot No.	Band	BW (MHz)	Modulation	RB Size	RB offset	Test Position	Gap (mm)	Antenna Vendor	Power Reduction	Ch.	Freq. (MHz)	Average Power (dBm)	Tune-Up Limit (dBm)	Tune-up Scaling Factor	Power Drift (dB)	Measured 1g SAR (W/kg)	Reported 1g SAR (W/kg)
	LTE Band 30	10M	QPSK	1	0	Bottom Face	0mm	AMP	ON	27710	2310	11.89	13.00	1.291	-0.01	0.801	1.034
	LTE Band 30	10M	QPSK	25	0	Bottom Face	0mm	AMP	ON	27710	2310	11.69	13.00	1.352	0	0.798	1.079
10	LTE Band 30	10M	QPSK	50	0	Bottom Face	0mm	AMP	ON	27710	2310	11.68	13.00	1.355	0.01	0.805	1.091
	LTE Band 30	10M	QPSK	1	0	Edge 1	0mm	AMP	ON	27710	2310	11.89	13.00	1.291	0.05	0.117	0.151
	LTE Band 30	10M	QPSK	25	0	Edge 1	0mm	AMP	ON	27710	2310	11.69	13.00	1.352	0.02	0.112	0.151
	LTE Band 30	10M	QPSK	1	0	Edge 4	0mm	AMP	ON	27710	2310	11.89	13.00	1.291	-0.05	0.250	0.323
	LTE Band 30	10M	QPSK	25	0	Edge 4	0mm	AMP	ON	27710	2310	11.69	13.00	1.352	0.09	0.241	0.326
	LTE Band 30	10M	QPSK	1	0	Bottom of Laptop	0mm	AMP	ON	27710	2310	11.89	13.00	1.291	-0.11	0.308	0.398
	LTE Band 30	10M	QPSK	25	0	Bottom of Laptop	0mm	AMP	ON	27710	2310	11.69	13.00	1.352	0.08	0.305	0.412
	LTE Band 30	10M	QPSK	1	0	Bottom Face	30mm	AMP	OFF	27710	2310	21.95	23.00	1.274	0.08	0.075	0.095
	LTE Band 30	10M	QPSK	25	0	Bottom Face	30mm	AMP	OFF	27710	2310	21.26	22.00	1.186	0.05	0.059	0.070
	LTE Band 30	10M	QPSK	1	0	Edge 1	6mm	AMP	OFF	27710	2310	21.95	23.00	1.274	-0.06	0.385	0.490
	LTE Band 30	10M	QPSK	25	0	Edge 1	6mm	AMP	OFF	27710	2310	21.26	22.00	1.186	-0.02	0.321	0.381
	LTE Band 30	10M	QPSK	1	0	Edge 4	10mm	AMP	OFF	27710	2310	21.95	23.00	1.274	-0.13	0.429	0.546
	LTE Band 30	10M	QPSK	25	0	Edge 4	10mm	AMP	OFF	27710	2310	21.26	22.00	1.186	0.18	0.353	0.419
	LTE Band 30	10M	QPSK	1	0	Bottom of Laptop	20mm	AMP	OFF	27710	2310	21.95	23.00	1.274	0.03	0.162	0.206
	LTE Band 30	10M	QPSK	25	0	Bottom of Laptop	20mm	AMP	OFF	27710	2310	21.26	22.00	1.186	0.06	0.132	0.157
	LTE Band 30	10M	QPSK	50	0	Bottom Face	0mm	Speed	ON	27710	2310	11.68	13.00	1.355	-0.05	0.658	0.892
	LTE Band 66	20M	QPSK	1	0	Bottom Face	0mm	AMP	ON	132572	1770	13.14	14.00	1.219	-0.16	0.807	0.984
	LTE Band 66	20M	QPSK	1	0	Bottom Face	0mm	AMP	ON	132072	1720	13.13	14.00	1.222	0.02	0.806	0.985
11	LTE Band 66	20M	QPSK	1	0	Bottom Face	0mm	AMP	ON	132322	1745	13.10	14.00	1.230	0.09	0.832	1.024
	LTE Band 66	20M	QPSK	50	0	Bottom Face	0mm	AMP	ON	132572	1770	13.00	14.00	1.259	0.02	0.769	0.968
	LTE Band 66	20M	QPSK	50	0	Bottom Face	0mm	AMP	ON	132072	1720	12.98	14.00	1.265	-0.14	0.709	0.897
	LTE Band 66	20M	QPSK	50	0	Bottom Face	0mm	AMP	ON	132322	1745	12.99	14.00	1.262	0.03	0.776	0.979
	LTE Band 66	20M	QPSK	100	0	Bottom Face	0mm	AMP	ON	132572	1770	13.06	14.00	1.242	-0.06	0.755	0.937
	LTE Band 66	20M	QPSK	1	0	Edge 1	0mm	AMP	ON	132572	1770	13.14	14.00	1.219	0.02	0.114	0.139
	LTE Band 66	20M	QPSK	50	0	Edge 1	0mm	AMP	ON	132572	1770	13.00	14.00	1.259	-0.05	0.118	0.149
	LTE Band 66	20M	QPSK	1	0	Edge 4	0mm	AMP	ON	132572	1770	13.14	14.00	1.219	0.01	0.391	0.477
	LTE Band 66	20M	QPSK	50	0	Edge 4	0mm	AMP	ON	132572	1770	13.00	14.00	1.259	0.05	0.377	0.475
	LTE Band 66	20M	QPSK	1	0	Bottom of Laptop	0mm	AMP	ON	132572	1770	13.14	14.00	1.219	0.17	0.212	0.258
	LTE Band 66	20M	QPSK	50	0	Bottom of Laptop	0mm	AMP	ON	132572	1770	13.00	14.00	1.259	0.13	0.215	0.271
	LTE Band 66	20M	QPSK	1	0	Bottom Face	30mm	AMP	OFF	132572	1770	23.16	24.00	1.213	-0.03	0.080	0.097
	LTE Band 66	20M	QPSK	50	0	Bottom Face	30mm	AMP	OFF	132572	1770	22.00	23.00	1.259	0.13	0.061	0.076
	LTE Band 66	20M	QPSK	1	0	Edge 1	6mm	AMP	OFF	132572	1770	23.16	24.00	1.213	0.14	0.622	0.755
	LTE Band 66	20M	QPSK	50	0	Edge 1	6mm	AMP	OFF	132572	1770	22.00	23.00	1.259	0.02	0.447	0.563
	LTE Band 66	20M	QPSK	1	0	Edge 4	10mm	AMP	OFF	132572	1770	23.16	24.00	1.213	-0.03	0.654	0.794
	LTE Band 66	20M	QPSK	50	0	Edge 4	10mm	AMP	OFF	132572	1770	22.00	23.00	1.259	0.03	0.500	0.629
	LTE Band 66	20M	QPSK	1	0	Bottom of Laptop	20mm	AMP	OFF	132572	1770	23.16	24.00	1.213	-0.02	0.219	0.266
	LTE Band 66	20M	QPSK	50	0	Bottom of Laptop	20mm	AMP	OFF	132572	1770	22.00	23.00	1.259	0.05	0.172	0.217
	LTE Band 66	20M	QPSK	1	0	Bottom Face	0mm	Speed	ON	132322	1745	13.10	14.00	1.230	-0.02	0.785	0.966
	LTE Band 66	20M	QPSK	1	0	Bottom Face	0mm	Speed	ON	132072	1720	13.13	14.00	1.222	-0.05	0.740	0.904
	LTE Band 66	20M	QPSK	1	0	Bottom Face	0mm	Speed	ON	132572	1770	13.14	14.00	1.219	-0.04	0.753	0.918





<TDD LTE SAR>

Plot No.	Band	BW (MHz)	Modulation	RB Size	RB offset	Test Position	Gap (mm)	Antenna Vendor	Power Reduction	Ch.	Freq. (MHz)	Average Power (dBm)	Tune-Up Limit (dBm)	Tune-up Scaling Factor	Duty Cycle %	Duty Cycle Scaling Factor	Power Drift (dB)	Measured 1g SAR (W/kg)	Reported 1g SAR (W/kg)
	LTE Band 41	20M	QPSK	1	0	Bottom Face	0mm	AMP	ON	40185	2549.5	15.46	16.50	1.271	62.9	1.006	-0.05	0.830	1.061
	LTE Band 41	20M	QPSK	1	0	Bottom Face	0mm	AMP	ON	39750	2506	15.38	16.50	1.294	62.9	1.006	0.08	0.723	0.941
	LTE Band 41	20M	QPSK	1	0	Bottom Face	0mm	AMP	ON	40620	2593	15.26	16.50	1.330	62.9	1.006	-0.02	0.786	1.052
	LTE Band 41	20M	QPSK	1	0	Bottom Face	0mm	AMP	ON	41055	2636.5	15.38	16.50	1.294	62.9	1.006	0.05	0.818	1.065
	LTE Band 41	20M	QPSK	1	0	Bottom Face	0mm	AMP	ON	41490	2680	15.39	16.50	1.291	62.9	1.006	-0.03	0.828	1.076
	LTE Band 41	20M	QPSK	50	0	Bottom Face	0mm	AMP	ON	40185	2549.5	15.42	16.50	1.282	62.9	1.006	-0.06	0.828	1.068
	LTE Band 41	20M	QPSK	50	0	Bottom Face	0mm	AMP	ON	39750	2506	15.35	16.50	1.303	62.9	1.006	-0.05	0.812	1.065
	LTE Band 41	20M	QPSK	50	0	Bottom Face	0mm	AMP	ON	40620	2593	15.22	16.50	1.343	62.9	1.006	-0.08	0.762	1.029
	LTE Band 41	20M	QPSK	1	0	Bottom Face	0mm	AMP	ON	41055	2636.5	15.31	16.50	1.315	62.9	1.006	0.13	0.794	1.051
	LTE Band 41	20M	QPSK	1	0	Bottom Face	0mm	AMP	ON	41490	2680	15.32	16.50	1.312	62.9	1.006	0.01	0.833	1.100
12	LTE Band 41	20M	QPSK	100	0	Bottom Face	0mm	AMP	ON	40185	2549.5	15.37	16.50	1.297	62.9	1.006	-0.03	0.859	1.121
	LTE Band 41	20M	QPSK	1	0	Edge 1	0mm	AMP	ON	40185	2549.5	15.46	16.50	1.271	62.9	1.006	0.01	0.026	0.033
	LTE Band 41	20M	QPSK	50	0	Edge 1	0mm	AMP	ON	40185	2549.5	15.42	16.50	1.282	62.9	1.006	0.08	0.024	0.031
	LTE Band 41	20M	QPSK	1	0	Edge 4	0mm	AMP	ON	40185	2549.5	15.46	16.50	1.271	62.9	1.006	-0.03	0.365	0.467
	LTE Band 41	20M	QPSK	50	0	Edge 4	0mm	AMP	ON	40185	2549.5	15.42	16.50	1.282	62.9	1.006	0.06	0.369	0.476
	LTE Band 41	20M	QPSK	1	0	Bottom of Laptop	0mm	AMP	ON	40185	2549.5	15.46	16.50	1.271	62.9	1.006	0.02	0.323	0.413
	LTE Band 41	20M	QPSK	50	0	Bottom of Laptop	0mm	AMP	ON	40185	2549.5	15.42	16.50	1.282	62.9	1.006	-0.09	0.323	0.417
	LTE Band 41	20M	QPSK	1	0	Bottom Face	30mm	AMP	OFF	40185	2549.5	24.02	25.00	1.253	62.9	1.006	0.05	0.030	0.038
	LTE Band 41	20M	QPSK	50	0	Bottom Face	30mm	AMP	OFF	40185	2549.5	23.07	24.00	1.239	62.9	1.006	0.07	0.025	0.031
	LTE Band 41	20M	QPSK	1	0	Edge 1	6mm	AMP	OFF	40185	2549.5	24.02	25.00	1.253	62.9	1.006	0.05	0.069	0.087
	LTE Band 41	20M	QPSK	50	0	Edge 1	6mm	AMP	OFF	40185	2549.5	23.07	24.00	1.239	62.9	1.006	-0.08	0.055	0.068
	LTE Band 41	20M	QPSK	1	0	Edge 4	10mm	AMP	OFF	40185	2549.5	24.02	25.00	1.253	62.9	1.006	-0.06	0.496	0.625
	LTE Band 41	20M	QPSK	50	0	Edge 4	10mm	AMP	OFF	40185	2549.5	23.07	24.00	1.239	62.9	1.006	-0.12	0.4	0.498
	LTE Band 41	20M	QPSK	1	0	Bottom of Laptop	20mm	AMP	OFF	40185	2549.5	24.02	25.00	1.253	62.9	1.006	0.13	0.055	0.069
	LTE Band 41	20M	QPSK	50	0	Bottom of Laptop	20mm	AMP	OFF	40185	2549.5	23.07	24.00	1.239	62.9	1.006	-0.02	0.044	0.054
	LTE Band 41	20M	QPSK	100	0	Bottom Face	0mm	Speed	ON	40185	2549.5	15.37	16.50	1.297	62.9	1.006	-0.1	0.782	1.020



13.2 Repeated SAR Measurement

Table with 16 columns: No., Band, Mode, Test Position, Gap (mm), Antenna Vendor, Power Reduction, Ch., Freq. (MHz), Average Power (dBm), Tune-Up Limit (dBm), Tune-up Scaling Factor, Power Drift (dB), Measured 1g SAR (W/kg), Ratio, Reported 1g SAR (W/kg). It contains 20 rows of test data for various bands and modes.

General Note:

- 1. Per KDB 865664 D01v01r04, for each frequency band, repeated SAR measurement is required only when the measured SAR is ≥0.8W/kg.
2. Per KDB 865664 D01v01r04, if the ratio among the repeated measurement is ≤ 1.2 and the measured SAR <1.45W/kg, only one repeated measurement is required.
3. The ratio is the difference in percentage between original and repeated measured SAR.
4. All measurement SAR result is scaled-up to account for tune-up tolerance and is compliant.

**14. Simultaneous Transmission Analysis**

NO.	Simultaneous Transmission Configurations	Body
1.	WWAN + 2.4GHz WLAN ANT 1 + 2.4GHz WLAN ANT 2	Yes
2.	WWAN + 5GHz WLAN ANT 1 + 5GHz WLAN ANT 2	Yes
3.	WWAN + 2.4GHz WLAN ANT 1+ Bluetooth ANT 2	Yes
4.	WWAN + 5GHz WLAN ANT 1 + Bluetooth ANT 2	Yes
5.	WWAN + 5GHz WLAN ANT 1 + 5GHz WLAN ANT 2 + Bluetooth ANT 2	Yes

**General Note:**

1. 2.4GHz WLAN and Bluetooth share the same antenna 2, and cannot transmit simultaneously.
2. EUT will choose either WLAN 2.4GHz or WLAN 5GHz according to the network signal condition; therefore, 2.4GHz WLAN and 5GHz WLAN will not operate simultaneously at any moment.
3. The Scaled SAR summation is calculated based on the same configuration and test position.
4. Per KDB 447498 D01v06, simultaneous transmission SAR is compliant if,
  - i) Scalar SAR summation < 1.6W/kg.
  - ii)  $SPLSR = (SAR1 + SAR2)^{1.5} / (\text{min. separation distance, mm})$ , and the peak separation distance is determined from the square root of  $[(x1-x2)^2 + (y1-y2)^2 + (z1-z2)^2]$ , where (x1, y1, z1) and (x2, y2, z2) are the coordinates of the extrapolated peak SAR locations in the zoom scan.
  - iii) If  $SPLSR \leq 0.04$ , simultaneously transmission SAR measurement is not necessary.
  - iv) Simultaneously transmission SAR measurement, and the reported multi-band SAR < 1.6W/kg.
  - v) The SPLSR calculated results please refer to section 14.2.



14.1 Body Exposure Conditions

WWAN Band	Exposure Position	1	2	3	4	5	6	1+2+3 Summed 1g SAR (W/kg)	1+4+5 Summed 1g SAR (W/kg)	1+2+6 Summed 1g SAR (W/kg)	1+4+6 Summed 1g SAR (W/kg)	1+4+5+6 Summed 1g SAR (W/kg)	SPLSR	Case No		
		WWAN	2.4GHz WLAN Ant 1	2.4GHz WLAN Ant 2	5GHz WLAN Ant 1	5GHz WLAN Ant 2	Bluetooth Ant 2									
		1g SAR (W/kg)	1g SAR (W/kg)	1g SAR (W/kg)	1g SAR (W/kg)	1g SAR (W/kg)	1g SAR (W/kg)									
WCDMA	WCDMA II	Bottom Face at 30mm	0.125	0.450	0.700	0.180	0.320	0.280	1.275	0.625	0.855	0.585	0.905			
		Edge 1 at 6mm	1.138							1.138	1.138	1.138	1.138	1.138		
		Edge 4 at 10mm	0.745							0.745	0.745	0.745	0.745	0.745		
		Bottom of Laptop at 20mm	0.440	0.610	0.690	0.780	0.860	0.220	1.740	2.080	1.270	1.440	2.300	0.01	Case 1	
		Bottom Face at 0mm	1.158	0.450	0.700	0.180	0.320	0.280	2.308	1.658	1.888	1.618	1.938	0.01	Case 25	
		Edge 1 at 0mm	0.240						0.240	0.240	0.240	0.240	0.240			
		Edge 4 at 0mm	0.430						0.430	0.430	0.430	0.430	0.430			
	Bottom of Laptop at 0mm	0.365	0.610	0.690	0.780	0.860	0.220	1.665	2.005	1.195	1.365	2.225	0.01	Case 2		
	WCDMA IV	Bottom Face at 30mm	0.116	0.450	0.700	0.180	0.320	0.280	1.266	0.616	0.846	0.576	0.896			
		Edge 1 at 6mm	0.973						0.973	0.973	0.973	0.973	0.973			
		Edge 4 at 10mm	0.882						0.882	0.882	0.882	0.882	0.882			
		Bottom of Laptop at 20mm	0.302	0.610	0.690	0.780	0.860	0.220	1.602	1.942	1.132	1.302	2.162	0.01	Case 3	
		Bottom Face at 0mm	1.187	0.450	0.700	0.180	0.320	0.280	2.337	1.687	1.917	1.647	1.967	0.01	Case 26	
		Edge 1 at 0mm	0.128						0.128	0.128	0.128	0.128	0.128			
		Edge 4 at 0mm	0.480						0.480	0.480	0.480	0.480	0.480			
	Bottom of Laptop at 0mm	0.236	0.610	0.690	0.780	0.860	0.220	1.536	1.876	1.066	1.236	2.096	0.01	Case 4		
	WCDMA V	Bottom Face at 30mm	0.114	0.450	0.700	0.180	0.320	0.280	1.264	0.614	0.844	0.574	0.894			
		Edge 1 at 6mm	0.701						0.701	0.701	0.701	0.701	0.701			
		Edge 4 at 10mm	0.192						0.192	0.192	0.192	0.192	0.192			
		Bottom of Laptop at 20mm	0.305	0.610	0.690	0.780	0.860	0.220	1.605	1.945	1.135	1.305	2.165	0.01	Case 5	
		Bottom Face at 0mm	1.085	0.450	0.700	0.180	0.320	0.280	2.235	1.585	1.815	1.545	1.865	0.01	Case 27	
Edge 1 at 0mm		0.588						0.588	0.588	0.588	0.588	0.588				
Edge 4 at 0mm		0.759						0.759	0.759	0.759	0.759	0.759				
Bottom of Laptop at 0mm	0.541	0.610	0.690	0.780	0.860	0.220	1.841	2.181	1.371	1.541	2.401	0.01	Case 6			
LTE	LTE Band 7	Bottom Face at 30mm	0.086	0.450	0.700	0.180	0.320	0.280	1.236	0.586	0.816	0.546	0.866			
		Edge 1 at 6mm	0.223						0.223	0.223	0.223	0.223	0.223			
		Edge 4 at 10mm	0.633						0.633	0.633	0.633	0.633	0.633			
		Bottom of Laptop at 20mm	0.247	0.610	0.690	0.780	0.860	0.220	1.547	1.887	1.077	1.247	2.107	0.01	Case 7	
		Bottom Face at 0mm	1.148	0.450	0.700	0.180	0.320	0.280	2.298	1.648	1.878	1.608	1.928	0.01	Case 28	
		Edge 1 at 0mm	0.084						0.084	0.084	0.084	0.084	0.084			
		Edge 4 at 0mm	0.468						0.468	0.468	0.468	0.468	0.468			
	Bottom of Laptop at 0mm	0.416	0.610	0.690	0.780	0.860	0.220	1.716	2.056	1.246	1.416	2.276	0.01	Case 8		
	LTE Band 12	Bottom Face at 30mm	0.045	0.450	0.700	0.180	0.320	0.280	1.195	0.545	0.775	0.505	0.825			
		Edge 1 at 6mm	0.210						0.210	0.210	0.210	0.210	0.210			
		Edge 4 at 10mm	0.107						0.107	0.107	0.107	0.107	0.107			
		Bottom of Laptop at 20mm	0.111	0.610	0.690	0.780	0.860	0.220	1.411	1.751	0.941	1.111	1.971	0.01	Case 9	
		Bottom Face at 0mm	0.839	0.450	0.700	0.180	0.320	0.280	1.989	1.339	1.569	1.299	1.619	0.01	Case 29	
		Edge 1 at 0mm	0.199						0.199	0.199	0.199	0.199	0.199			
		Edge 4 at 0mm	1.085						1.085	1.085	1.085	1.085	1.085			
	Bottom of Laptop at 0mm	0.252	0.610	0.690	0.780	0.860	0.220	1.552	1.892	1.082	1.252	2.112	0.01	Case 10		
	LTE Band 13	Bottom Face at 30mm	0.075	0.450	0.700	0.180	0.320	0.280	1.225	0.575	0.805	0.535	0.855			
		Edge 1 at 6mm	0.596						0.596	0.596	0.596	0.596	0.596			
		Edge 4 at 10mm	0.156						0.156	0.156	0.156	0.156	0.156			
		Bottom of Laptop at 20mm	0.235	0.610	0.690	0.780	0.860	0.220	1.535	1.875	1.065	1.235	2.095	0.01	Case 11	
		Bottom Face at 0mm	0.863	0.450	0.700	0.180	0.320	0.280	2.013	1.363	1.593	1.323	1.643	0.01	Case 30	
Edge 1 at 0mm		0.413						0.413	0.413	0.413	0.413	0.413				
Edge 4 at 0mm		1.068						1.068	1.068	1.068	1.068	1.068				
Bottom of Laptop at 0mm	0.426	0.610	0.690	0.780	0.860	0.220	1.726	2.066	1.256	1.426	2.286	0.01	Case 12			



**FCC SAR TEST REPORT**

Report No. : FA931313

WWAN Band	Exposure Position	1	2	3	4	5	6	1+2+3 Summed 1g SAR (W/kg)	1+4+5 Summed 1g SAR (W/kg)	1+2+6 Summed 1g SAR (W/kg)	1+4+6 Summed 1g SAR (W/kg)	1+4+5+6 Summed 1g SAR (W/kg)	SPLSR	Case No		
		WWAN	2.4GHz WLAN Ant 1	2.4GHz WLAN Ant 2	5GHz WLAN Ant 1	5GHz WLAN Ant 2	Bluetooth Ant 2									
		1g SAR (W/kg)	1g SAR (W/kg)	1g SAR (W/kg)	1g SAR (W/kg)	1g SAR (W/kg)	1g SAR (W/kg)									
LTE	LTE Band 14	Bottom Face at 30mm	0.072	0.450	0.700	0.180	0.320	0.280	1.222	0.572	0.802	0.532	0.852			
		Edge 1 at 6mm	0.449							0.449	0.449	0.449	0.449	0.449		
		Edge 4 at 10mm	0.163							0.163	0.163	0.163	0.163	0.163		
		Bottom of Laptop at 20mm	0.230	0.610	0.690	0.780	0.860	0.220	1.530	1.870	1.060	1.230	2.090	0.01	Case 13	
		Bottom Face at 0mm	0.848	0.450	0.700	0.180	0.320	0.280	1.998	1.348	1.578	1.308	1.628	0.01	Case 31	
		Edge 1 at 0mm	0.399							0.399	0.399	0.399	0.399	0.399		
		Edge 4 at 0mm	1.055							1.055	1.055	1.055	1.055	1.055		
	Bottom of Laptop at 0mm	0.411	0.610	0.690	0.780	0.860	0.220	1.711	2.051	1.241	1.411	2.271	0.01	Case 14		
	LTE Band 25	Bottom Face at 30mm	0.106	0.450	0.700	0.180	0.320	0.280	1.256	0.606	0.836	0.566	0.886			
		Edge 1 at 6mm	0.993							0.993	0.993	0.993	0.993			
		Edge 4 at 10mm	0.655							0.655	0.655	0.655	0.655			
		Bottom of Laptop at 20mm	0.367	0.610	0.690	0.780	0.860	0.220	1.667	2.007	1.197	1.367	2.227	0.01	Case 15	
		Bottom Face at 0mm	1.091	0.450	0.700	0.180	0.320	0.280	2.241	1.591	1.821	1.551	1.871	0.01	Case 32	
		Edge 1 at 0mm	0.298							0.298	0.298	0.298	0.298	0.298		
		Edge 4 at 0mm	0.488							0.488	0.488	0.488	0.488	0.488		
	Bottom of Laptop at 0mm	0.359	0.610	0.690	0.780	0.860	0.220	1.659	1.999	1.189	1.359	2.219	0.01	Case 16		
	LTE Band 26	Bottom Face at 30mm	0.085	0.450	0.700	0.180	0.320	0.280	1.235	0.585	0.815	0.545	0.865			
		Edge 1 at 6mm	0.631							0.631	0.631	0.631	0.631			
		Edge 4 at 10mm	0.290							0.290	0.290	0.290	0.290			
		Bottom of Laptop at 20mm	0.235	0.610	0.690	0.780	0.860	0.220	1.535	1.875	1.065	1.235	2.095	0.01	Case 17	
		Bottom Face at 0mm	1.169	0.450	0.700	0.180	0.320	0.280	2.319	1.669	1.899	1.629	1.949	0.01	Case 33	
		Edge 1 at 0mm	0.621							0.621	0.621	0.621	0.621	0.621		
		Edge 4 at 0mm	0.929							0.929	0.929	0.929	0.929	0.929		
	Bottom of Laptop at 0mm	0.575	0.610	0.690	0.780	0.860	0.220	1.875	2.215	1.405	1.575	2.435	0.01	Case 18		
LTE Band 30	Bottom Face at 30mm	0.095	0.450	0.700	0.180	0.320	0.280	1.245	0.595	0.825	0.555	0.875				
	Edge 1 at 6mm	0.490							0.490	0.490	0.490	0.490				
	Edge 4 at 10mm	0.546							0.546	0.546	0.546	0.546				
	Bottom of Laptop at 20mm	0.206	0.610	0.690	0.780	0.860	0.220	1.506	1.846	1.036	1.206	2.066	0.01	Case 19		
	Bottom Face at 0mm	1.091	0.450	0.700	0.180	0.320	0.280	2.241	1.591	1.821	1.551	1.871	0.01	Case 34		
	Edge 1 at 0mm	0.151							0.151	0.151	0.151	0.151	0.151			
	Edge 4 at 0mm	0.326							0.326	0.326	0.326	0.326	0.326			
Bottom of Laptop at 0mm	0.412	0.610	0.690	0.780	0.860	0.220	1.712	2.052	1.242	1.412	2.272	0.01	Case 20			
LTE Band 41	Bottom Face at 30mm	0.038	0.450	0.700	0.180	0.320	0.280	1.188	0.538	0.768	0.498	0.818				
	Edge 1 at 6mm	0.087							0.087	0.087	0.087	0.087				
	Edge 4 at 10mm	0.625							0.625	0.625	0.625	0.625				
	Bottom of Laptop at 20mm	0.069	0.610	0.690	0.780	0.860	0.220	1.369	1.709	0.899	1.069	1.929	0.01	Case 21		
	Bottom Face at 0mm	1.121	0.450	0.700	0.180	0.320	0.280	2.271	1.621	1.851	1.581	1.901	0.01	Case 35		
	Edge 1 at 0mm	0.033							0.033	0.033	0.033	0.033	0.033			
	Edge 4 at 0mm	0.476							0.476	0.476	0.476	0.476	0.476			
Bottom of Laptop at 0mm	0.417	0.610	0.690	0.780	0.860	0.220	1.717	2.057	1.247	1.417	2.277	0.01	Case 22			
LTE Band 66	Bottom Face at 30mm	0.097	0.450	0.700	0.180	0.320	0.280	1.247	0.597	0.827	0.557	0.877				
	Edge 1 at 6mm	0.755							0.755	0.755	0.755	0.755				
	Edge 4 at 10mm	0.794							0.794	0.794	0.794	0.794				
	Bottom of Laptop at 20mm	0.266	0.610	0.690	0.780	0.860	0.220	1.566	1.906	1.096	1.266	2.126	0.01	Case 23		
	Bottom Face at 0mm	1.024	0.450	0.700	0.180	0.320	0.280	2.174	1.524	1.754	1.484	1.804	0.01	Case 36		
	Edge 1 at 0mm	0.149							0.149	0.149	0.149	0.149	0.149			
	Edge 4 at 0mm	0.477							0.477	0.477	0.477	0.477	0.477			
Bottom of Laptop at 0mm	0.271	0.610	0.690	0.780	0.860	0.220	1.571	1.911	1.101	1.271	2.131	0.01	Case 24			



14.2 SPLSR Evaluation and Analysis

General Note:

- SPLSR =  $(SAR_1 + SAR_2)^{1.5} / (\text{min. separation distance, mm})$ . If  $SPLSR \leq 0.04$ , simultaneously transmission SAR measurement is not necessary
- The detail hotspot point for each transmitter in each exposure condition are showing as below figure and the minimum 3D distance for each sum combination is used for SPLSR analysis.
- Simultaneous transmission SAR test exclusion is determined for each operating configuration and exposure condition according to the reported standalone SAR of each applicable simultaneously transmitting antenna. When the sum of 1-g or 10-g SAR of all simultaneously transmitting antennas in an operating mode and exposure condition combination is within the SAR limit, SAR test exclusion applies to that simultaneous transmission configuration. Therefore, the adjacent transmit antennas will be summed first, and then the SPLSR calculation will be evaluated with the farther transmitted antennas.

	Band	Position	SAR (W/kg)	Gap	Minimum distance (mm)	Summed SAR (W/kg)	SPLSR Results	Simultaneous SAR
				(mm)				
Case 1	WCDMA II	Bottom of Laptop	0.44	20	273.1	1.05	0.00	Not required
	2.4G_Ant 1		0.61	0				
	WCDMA II	Bottom of Laptop	0.44	20	178.9	1.13	0.01	Not required
	2.4G_Ant 2		0.69	0				
	WCDMA II	Bottom of Laptop	0.44	20	273.1	1.22	0.00	Not required
	5G_Ant 1		0.78	0				
	2.4G_Ant 1	Bottom of Laptop	0.61	0	191.9	1.30	0.01	Not required
	2.4G_Ant 2		0.69	0				
	2.4G_Ant 1	Bottom of Laptop	0.61	0	191.9	0.83	0.00	Not required
	BT_Ant 2		0.22	0				
	WCDMA II	Bottom of Laptop	0.44	20	178.9	1.52	0.01	Not required
	5G Ant 2 + BT_Ant 2		1.08	0				
5G_Ant 1	Bottom of Laptop	0.78	0	191.9	1.86	0.01	Not required	
5G Ant 2 + BT_Ant 2		1.08	0					
Case 2	WCDMA II	Bottom of Laptop	0.365	0	273.1	0.98	0.00	Not required
	2.4G_Ant 1		0.61	0				
	WCDMA II	Bottom of Laptop	0.365	0	178.9	1.06	0.01	Not required
	2.4G_Ant 2		0.69	0				
	WCDMA II	Bottom of Laptop	0.365	0	273.1	1.15	0.00	Not required
	5G_Ant 1		0.78	0				
	2.4G_Ant 1	Bottom of Laptop	0.61	0	191.9	1.30	0.01	Not required
	2.4G_Ant 2		0.69	0				
	2.4G_Ant 1	Bottom of Laptop	0.61	0	191.9	0.83	0.00	Not required
	BT_Ant 2		0.22	0				
	WCDMA II	Bottom of Laptop	0.365	0	178.9	1.45	0.01	Not required
	5G Ant 2 + BT_Ant 2		1.08	0				
5G_Ant 1	Bottom of Laptop	0.78	0	191.9	1.86	0.01	Not required	
5G Ant 2 + BT_Ant 2		1.08	0					



	Band	Position	SAR (W/kg)	Gap	Minimum distance (mm)	Summed SAR (W/kg)	SPLSR Results	Simultaneous SAR
				(mm)				
Case 3	WCDMA VI	Bottom of Laptop	0.302	20	273.1	0.91	0.00	Not required
	2.4G_Ant 1		0.61	0				
	WCDMA VI	Bottom of Laptop	0.302	20	178.9	0.99	0.01	Not required
	2.4G_Ant 2		0.69	0				
	WCDMA VI	Bottom of Laptop	0.302	20	273.1	1.08	0.00	Not required
	5G_Ant 1		0.78	0				
	2.4G_Ant 1	Bottom of Laptop	0.61	0	191.9	1.30	0.01	Not required
	2.4G_Ant 2		0.69	0				
	2.4G_Ant 1	Bottom of Laptop	0.61	0	191.9	0.83	0.00	Not required
	BT_Ant 2		0.22	0				
	WCDMA VI	Bottom of Laptop	0.302	20	178.9	1.38	0.01	Not required
	5G Ant 2 + BT_Ant 2		1.08	0				
5G_Ant 1	Bottom of Laptop	0.78	0	191.9	1.86	0.01	Not required	
5G Ant 2 + BT_Ant 2		1.08	0					
Case 4	WCDMA VI	Bottom of Laptop	0.236	0	273.1	0.85	0.00	Not required
	2.4G_Ant 1		0.61	0				
	WCDMA VI	Bottom of Laptop	0.236	0	178.9	0.93	0.00	Not required
	2.4G_Ant 2		0.69	0				
	WCDMA VI	Bottom of Laptop	0.236	0	273.1	1.02	0.00	Not required
	5G_Ant 1		0.78	0				
	2.4G_Ant 1	Bottom of Laptop	0.61	0	191.9	1.30	0.01	Not required
	2.4G_Ant 2		0.69	0				
	2.4G_Ant 1	Bottom of Laptop	0.61	0	191.9	0.83	0.00	Not required
	BT_Ant 2		0.22	0				
	WCDMA VI	Bottom of Laptop	0.236	0	178.9	1.32	0.01	Not required
	5G Ant 2 + BT_Ant 2		1.08	0				
5G_Ant 1	Bottom of Laptop	0.78	0	191.9	1.86	0.01	Not required	
5G Ant 2 + BT_Ant 2		1.08	0					
Case 5	WCDMA V	Bottom of Laptop	0.305	20	273.1	0.92	0.00	Not required
	2.4G_Ant 1		0.61	0				
	WCDMA V	Bottom of Laptop	0.305	20	178.9	1.00	0.01	Not required
	2.4G_Ant 2		0.69	0				
	WCDMA V	Bottom of Laptop	0.305	20	273.1	1.09	0.00	Not required
	5G_Ant 1		0.78	0				
	2.4G_Ant 1	Bottom of Laptop	0.61	0	191.9	1.30	0.01	Not required
	2.4G_Ant 2		0.69	0				
	2.4G_Ant 1	Bottom of Laptop	0.61	0	191.9	0.83	0.00	Not required
	BT_Ant 2		0.22	0				
	WCDMA V	Bottom of Laptop	0.305	20	178.9	1.39	0.01	Not required
	5G Ant 2 + BT_Ant 2		1.08	0				
5G_Ant 1	Bottom of Laptop	0.78	0	191.9	1.86	0.01	Not required	
5G Ant 2 + BT_Ant 2		1.08	0					



	Band	Position	SAR (W/kg)	Gap	Minimum distance (mm)	Summed SAR (W/kg)	SPLSR Results	Simultaneous SAR
				(mm)				
Case 6	WCDMA V	Bottom of Laptop	0.541	0	273.1	1.15	0.00	Not required
	2.4G_Ant 1		0.61	0				
	WCDMA V	Bottom of Laptop	0.541	0	178.9	1.23	0.01	Not required
	2.4G_Ant 2		0.69	0				
	WCDMA V	Bottom of Laptop	0.541	0	273.1	1.32	0.01	Not required
	5G_Ant 1		0.78	0				
	2.4G_Ant 1	Bottom of Laptop	0.61	0	191.9	1.30	0.01	Not required
	2.4G_Ant 2		0.69	0				
	2.4G_Ant 1	Bottom of Laptop	0.61	0	191.9	0.83	0.00	Not required
	BT_Ant 2		0.22	0				
	WCDMA V	Bottom of Laptop	0.541	0	178.9	1.62	0.01	Not required
	5G Ant 2 + BT_Ant 2		1.08	0				
5G_Ant 1	Bottom of Laptop	0.78	0	191.9	1.86	0.01	Not required	
5G Ant 2 + BT_Ant 2		1.08	0					
Case 7	LTE Band 7	Bottom of Laptop	0.247	20	273.1	0.86	0.00	Not required
	2.4G_Ant 1		0.61	0				
	LTE Band 7	Bottom of Laptop	0.247	20	178.9	0.94	0.01	Not required
	2.4G_Ant 2		0.69	0				
	LTE Band 7	Bottom of Laptop	0.247	20	273.1	1.03	0.00	Not required
	5G_Ant 1		0.78	0				
	2.4G_Ant 1	Bottom of Laptop	0.61	0	191.9	1.30	0.01	Not required
	2.4G_Ant 2		0.69	0				
	2.4G_Ant 1	Bottom of Laptop	0.61	0	191.9	0.83	0.00	Not required
	BT_Ant 2		0.22	0				
	LTE Band 7	Bottom of Laptop	0.247	20	178.9	1.33	0.01	Not required
	5G Ant 2 + BT_Ant 2		1.08	0				
5G_Ant 1	Bottom of Laptop	0.78	0	191.9	1.86	0.01	Not required	
5G Ant 2 + BT_Ant 2		1.08	0					
Case 8	LTE Band 7	Bottom of Laptop	0.416	0	273.1	1.03	0.00	Not required
	2.4G_Ant 1		0.61	0				
	LTE Band 7	Bottom of Laptop	0.416	0	178.9	1.11	0.01	Not required
	2.4G_Ant 2		0.69	0				
	LTE Band 7	Bottom of Laptop	0.416	0	273.1	1.20	0.00	Not required
	5G_Ant 1		0.78	0				
	2.4G_Ant 1	Bottom of Laptop	0.61	0	191.9	1.30	0.01	Not required
	2.4G_Ant 2		0.69	0				
	2.4G_Ant 1	Bottom of Laptop	0.61	0	191.9	0.83	0.00	Not required
	BT_Ant 2		0.22	0				
	LTE Band 7	Bottom of Laptop	0.416	0	178.9	1.50	0.01	Not required
	5G Ant 2 + BT_Ant 2		1.08	0				
5G_Ant 1	Bottom of Laptop	0.78	0	191.9	1.86	0.01	Not required	
5G Ant 2 + BT_Ant 2		1.08	0					





	Band	Position	SAR (W/kg)	Gap	Minimum distance (mm)	Summed SAR (W/kg)	SPLSR Results	Simultaneous SAR
				(mm)				
Case 9	LTE Band 12	Bottom of Laptop	0.111	20	273.1	0.72	0.00	Not required
	2.4G_Ant 1		0.61	0				
	LTE Band 12	Bottom of Laptop	0.111	20	178.9	0.80	0.00	Not required
	2.4G_Ant 2		0.69	0				
	LTE Band 12	Bottom of Laptop	0.111	20	273.1	0.89	0.00	Not required
	5G_Ant 1		0.78	0				
	2.4G_Ant 1	Bottom of Laptop	0.61	0	191.9	1.30	0.01	Not required
	2.4G_Ant 2		0.69	0				
	2.4G_Ant 1	Bottom of Laptop	0.61	0	191.9	0.83	0.00	Not required
	BT_Ant 2		0.22	0				
	LTE Band 12	Bottom of Laptop	0.111	20	178.9	1.19	0.01	Not required
	5G Ant 2 + BT_Ant 2		1.08	0				
5G_Ant 1	Bottom of Laptop	0.78	0	191.9	1.86	0.01	Not required	
5G Ant 2 + BT_Ant 2		1.08	0					
Case 10	LTE Band 12	Bottom of Laptop	0.252	0	273.1	0.86	0.00	Not required
	2.4G_Ant 1		0.61	0				
	LTE Band 12	Bottom of Laptop	0.252	0	178.9	0.94	0.01	Not required
	2.4G_Ant 2		0.69	0				
	LTE Band 12	Bottom of Laptop	0.252	0	273.1	1.03	0.00	Not required
	5G_Ant 1		0.78	0				
	2.4G_Ant 1	Bottom of Laptop	0.61	0	191.9	1.30	0.01	Not required
	2.4G_Ant 2		0.69	0				
	2.4G_Ant 1	Bottom of Laptop	0.61	0	191.9	0.83	0.00	Not required
	BT_Ant 2		0.22	0				
	LTE Band 12	Bottom of Laptop	0.252	0	178.9	1.33	0.01	Not required
	5G Ant 2 + BT_Ant 2		1.08	0				
5G_Ant 1	Bottom of Laptop	0.78	0	191.9	1.86	0.01	Not required	
5G Ant 2 + BT_Ant 2		1.08	0					
Case 11	LTE Band 13	Bottom of Laptop	0.235	20	273.1	0.85	0.00	Not required
	2.4G_Ant 1		0.61	0				
	LTE Band 13	Bottom of Laptop	0.235	20	178.9	0.93	0.00	Not required
	2.4G_Ant 2		0.69	0				
	LTE Band 13	Bottom of Laptop	0.235	20	273.1	1.02	0.00	Not required
	5G_Ant 1		0.78	0				
	2.4G_Ant 1	Bottom of Laptop	0.61	0	191.9	1.30	0.01	Not required
	2.4G_Ant 2		0.69	0				
	2.4G_Ant 1	Bottom of Laptop	0.61	0	191.9	0.83	0.00	Not required
	BT_Ant 2		0.22	0				
	LTE Band 13	Bottom of Laptop	0.235	20	178.9	1.32	0.01	Not required
	5G Ant 2 + BT_Ant 2		1.08	0				
5G_Ant 1	Bottom of Laptop	0.78	0	191.9	1.86	0.01	Not required	
5G Ant 2 + BT_Ant 2		1.08	0					



	Band	Position	SAR (W/kg)	Gap	Minimum distance (mm)	Summed SAR (W/kg)	SPLSR Results	Simultaneous SAR
				(mm)				
Case 12	LTE Band 13	Bottom of Laptop	0.426	0	273.1	1.04	0.00	Not required
	2.4G_Ant 1		0.61	0				
	LTE Band 13	Bottom of Laptop	0.426	0	178.9	1.12	0.01	Not required
	2.4G_Ant 2		0.69	0				
	LTE Band 13	Bottom of Laptop	0.426	0	273.1	1.21	0.00	Not required
	5G_Ant 1		0.78	0				
	2.4G_Ant 1	Bottom of Laptop	0.61	0	191.9	1.30	0.01	Not required
	2.4G_Ant 2		0.69	0				
	2.4G_Ant 1	Bottom of Laptop	0.61	0	191.9	0.83	0.00	Not required
	BT_Ant 2		0.22	0				
	LTE Band 13	Bottom of Laptop	0.426	0	178.9	1.51	0.01	Not required
	5G Ant 2 + BT_Ant 2		1.08	0				
5G_Ant 1	Bottom of Laptop	0.78	0	191.9	1.86	0.01	Not required	
5G Ant 2 + BT_Ant 2		1.08	0					
Case 13	LTE Band 14	Bottom of Laptop	0.23	20	273.1	0.84	0.00	Not required
	2.4G_Ant 1		0.61	0				
	LTE Band 14	Bottom of Laptop	0.23	20	178.9	0.92	0.00	Not required
	2.4G_Ant 2		0.69	0				
	LTE Band 14	Bottom of Laptop	0.23	20	273.1	1.01	0.00	Not required
	5G_Ant 1		0.78	0				
	2.4G_Ant 1	Bottom of Laptop	0.61	0	191.9	1.30	0.01	Not required
	2.4G_Ant 2		0.69	0				
	2.4G_Ant 1	Bottom of Laptop	0.61	0	191.9	0.83	0.00	Not required
	BT_Ant 2		0.22	0				
	LTE Band 14	Bottom of Laptop	0.23	20	178.9	1.31	0.01	Not required
	5G Ant 2 + BT_Ant 2		1.08	0				
5G_Ant 1	Bottom of Laptop	0.78	0	191.9	1.86	0.01	Not required	
5G Ant 2 + BT_Ant 2		1.08	0					
Case 14	LTE Band 14	Bottom of Laptop	0.411	0	273.1	1.02	0.00	Not required
	2.4G_Ant 1		0.61	0				
	LTE Band 14	Bottom of Laptop	0.411	0	178.9	1.10	0.01	Not required
	2.4G_Ant 2		0.69	0				
	LTE Band 14	Bottom of Laptop	0.411	0	273.1	1.19	0.00	Not required
	5G_Ant 1		0.78	0				
	2.4G_Ant 1	Bottom of Laptop	0.61	0	191.9	1.30	0.01	Not required
	2.4G_Ant 2		0.69	0				
	2.4G_Ant 1	Bottom of Laptop	0.61	0	191.9	0.83	0.00	Not required
	BT_Ant 2		0.22	0				
	LTE Band 14	Bottom of Laptop	0.411	0	178.9	1.49	0.01	Not required
	5G Ant 2 + BT_Ant 2		1.08	0				
5G_Ant 1	Bottom of Laptop	0.78	0	191.9	1.86	0.01	Not required	
5G Ant 2 + BT_Ant 2		1.08	0					



	Band	Position	SAR (W/kg)	Gap	Minimum distance (mm)	Summed SAR (W/kg)	SPLSR Results	Simultaneous SAR
				(mm)				
Case 15	LTE Band 25	Bottom of Laptop	0.367	20	273.1	0.98	0.00	Not required
	2.4G_Ant 1		0.61	0				
	LTE Band 25	Bottom of Laptop	0.367	20	178.9	1.06	0.01	Not required
	2.4G_Ant 2		0.69	0				
	LTE Band 25	Bottom of Laptop	0.367	20	273.1	1.15	0.00	Not required
	5G_Ant 1		0.78	0				
	2.4G_Ant 1	Bottom of Laptop	0.61	0	191.9	1.30	0.01	Not required
	2.4G_Ant 2		0.69	0				
	2.4G_Ant 1	Bottom of Laptop	0.61	0	191.9	0.83	0.00	Not required
	BT_Ant 2		0.22	0				
	LTE Band 25	Bottom of Laptop	0.367	20	178.9	1.45	0.01	Not required
	5G Ant 2 + BT_Ant 2		1.08	0				
5G_Ant 1	Bottom of Laptop	0.78	0	191.9	1.86	0.01	Not required	
5G Ant 2 + BT_Ant 2		1.08	0					
Case 16	LTE Band 25	Bottom of Laptop	0.359	0	273.1	0.97	0.00	Not required
	2.4G_Ant 1		0.61	0				
	LTE Band 25	Bottom of Laptop	0.359	0	178.9	1.05	0.01	Not required
	2.4G_Ant 2		0.69	0				
	LTE Band 25	Bottom of Laptop	0.359	0	273.1	1.14	0.00	Not required
	5G_Ant 1		0.78	0				
	2.4G_Ant 1	Bottom of Laptop	0.61	0	191.9	1.30	0.01	Not required
	2.4G_Ant 2		0.69	0				
	2.4G_Ant 1	Bottom of Laptop	0.61	0	191.9	0.83	0.00	Not required
	BT_Ant 2		0.22	0				
	LTE Band 25	Bottom of Laptop	0.359	0	178.9	1.44	0.01	Not required
	5G Ant 2 + BT_Ant 2		1.08	0				
5G_Ant 1	Bottom of Laptop	0.78	0	191.9	1.86	0.01	Not required	
5G Ant 2 + BT_Ant 2		1.08	0					
Case 17	LTE Band 26	Bottom of Laptop	0.235	20	273.1	0.85	0.00	Not required
	2.4G_Ant 1		0.61	0				
	LTE Band 26	Bottom of Laptop	0.235	20	178.9	0.93	0.00	Not required
	2.4G_Ant 2		0.69	0				
	LTE Band 26	Bottom of Laptop	0.235	20	273.1	1.02	0.00	Not required
	5G_Ant 1		0.78	0				
	2.4G_Ant 1	Bottom of Laptop	0.61	0	191.9	1.30	0.01	Not required
	2.4G_Ant 2		0.69	0				
	2.4G_Ant 1	Bottom of Laptop	0.61	0	191.9	0.83	0.00	Not required
	BT_Ant 2		0.22	0				
	LTE Band 26	Bottom of Laptop	0.235	20	178.9	1.32	0.01	Not required
	5G Ant 2 + BT_Ant 2		1.08	0				
5G_Ant 1	Bottom of Laptop	0.78	0	191.9	1.86	0.01	Not required	
5G Ant 2 + BT_Ant 2		1.08	0					



	Band	Position	SAR (W/kg)	Gap	Minimum distance (mm)	Summed SAR (W/kg)	SPLSR Results	Simultaneous SAR
				(mm)				
Case 18	LTE Band 26	Bottom of Laptop	0.575	0	273.1	1.19	0.00	Not required
	2.4G_Ant 1		0.61	0				
	LTE Band 26	Bottom of Laptop	0.575	0	178.9	1.27	0.01	Not required
	2.4G_Ant 2		0.69	0				
	LTE Band 26	Bottom of Laptop	0.575	0	273.1	1.36	0.01	Not required
	5G_Ant 1		0.78	0				
	2.4G_Ant 1	Bottom of Laptop	0.61	0	191.9	1.30	0.01	Not required
	2.4G_Ant 2		0.69	0				
	2.4G_Ant 1	Bottom of Laptop	0.61	0	191.9	0.83	0.00	Not required
	BT_Ant 2		0.22	0				
	LTE Band 26	Bottom of Laptop	0.575	0	178.9	1.66	0.01	Not required
	5G Ant 2 + BT_Ant 2		1.08	0				
5G_Ant 1	Bottom of Laptop	0.78	0	191.9	1.86	0.01	Not required	
5G Ant 2 + BT_Ant 2		1.08	0					
Case 19	LTE Band 30	Bottom of Laptop	0.206	20	273.1	0.82	0.00	Not required
	2.4G_Ant 1		0.61	0				
	LTE Band 30	Bottom of Laptop	0.206	20	178.9	0.90	0.00	Not required
	2.4G_Ant 2		0.69	0				
	LTE Band 30	Bottom of Laptop	0.206	20	273.1	0.99	0.00	Not required
	5G_Ant 1		0.78	0				
	2.4G_Ant 1	Bottom of Laptop	0.61	0	191.9	1.30	0.01	Not required
	2.4G_Ant 2		0.69	0				
	2.4G_Ant 1	Bottom of Laptop	0.61	0	191.9	0.83	0.00	Not required
	BT_Ant 2		0.22	0				
	LTE Band 30	Bottom of Laptop	0.206	20	178.9	1.29	0.01	Not required
	5G Ant 2 + BT_Ant 2		1.08	0				
5G_Ant 1	Bottom of Laptop	0.78	0	191.9	1.86	0.01	Not required	
5G Ant 2 + BT_Ant 2		1.08	0					
Case 20	LTE Band 30	Bottom of Laptop	0.412	0	273.1	1.02	0.00	Not required
	2.4G_Ant 1		0.61	0				
	LTE Band 30	Bottom of Laptop	0.412	0	178.9	1.10	0.01	Not required
	2.4G_Ant 2		0.69	0				
	LTE Band 30	Bottom of Laptop	0.412	0	273.1	1.19	0.00	Not required
	5G_Ant 1		0.78	0				
	2.4G_Ant 1	Bottom of Laptop	0.61	0	191.9	1.30	0.01	Not required
	2.4G_Ant 2		0.69	0				
	2.4G_Ant 1	Bottom of Laptop	0.61	0	191.9	0.83	0.00	Not required
	BT_Ant 2		0.22	0				
	LTE Band 30	Bottom of Laptop	0.412	0	178.9	1.49	0.01	Not required
	5G Ant 2 + BT_Ant 2		1.08	0				
5G_Ant 1	Bottom of Laptop	0.78	0	191.9	1.86	0.01	Not required	
5G Ant 2 + BT_Ant 2		1.08	0					



	Band	Position	SAR (W/kg)	Gap	Minimum distance (mm)	Summed SAR (W/kg)	SPLSR Results	Simultaneous SAR
				(mm)				
Case 21	LTE Band 41	Bottom of Laptop	0.069	20	273.1	0.68	0.00	Not required
	2.4G_Ant 1		0.61	0				
	LTE Band 41	Bottom of Laptop	0.069	20	178.9	0.76	0.00	Not required
	2.4G_Ant 2		0.69	0				
	LTE Band 41	Bottom of Laptop	0.069	20	273.1	0.85	0.00	Not required
	5G_Ant 1		0.78	0				
	2.4G_Ant 1	Bottom of Laptop	0.61	0	191.9	1.30	0.01	Not required
	2.4G_Ant 2		0.69	0				
	2.4G_Ant 1	Bottom of Laptop	0.61	0	191.9	0.83	0.00	Not required
	BT_Ant 2		0.22	0				
	LTE Band 41	Bottom of Laptop	0.069	20	178.9	1.15	0.01	Not required
	5G Ant 2 + BT_Ant 2		1.08	0				
5G_Ant 1	Bottom of Laptop	0.78	0	191.9	1.86	0.01	Not required	
5G Ant 2 + BT_Ant 2		1.08	0					
Case 22	LTE Band 41	Bottom of Laptop	0.417	0	273.1	1.03	0.00	Not required
	2.4G_Ant 1		0.61	0				
	LTE Band 41	Bottom of Laptop	0.417	0	178.9	1.11	0.01	Not required
	2.4G_Ant 2		0.69	0				
	LTE Band 41	Bottom of Laptop	0.417	0	273.1	1.20	0.00	Not required
	5G_Ant 1		0.78	0				
	2.4G_Ant 1	Bottom of Laptop	0.61	0	191.9	1.30	0.01	Not required
	2.4G_Ant 2		0.69	0				
	2.4G_Ant 1	Bottom of Laptop	0.61	0	191.9	0.83	0.00	Not required
	BT_Ant 2		0.22	0				
	LTE Band 41	Bottom of Laptop	0.417	0	178.9	1.50	0.01	Not required
	5G Ant 2 + BT_Ant 2		1.08	0				
5G_Ant 1	Bottom of Laptop	0.78	0	191.9	1.86	0.01	Not required	
5G Ant 2 + BT_Ant 2		1.08	0					
Case 23	LTE Band 66	Bottom of Laptop	0.266	20	273.1	0.88	0.00	Not required
	2.4G_Ant 1		0.61	0				
	LTE Band 66	Bottom of Laptop	0.266	20	178.9	0.96	0.01	Not required
	2.4G_Ant 2		0.69	0				
	LTE Band 66	Bottom of Laptop	0.266	20	273.1	1.05	0.00	Not required
	5G_Ant 1		0.78	0				
	2.4G_Ant 1	Bottom of Laptop	0.61	0	191.9	1.30	0.01	Not required
	2.4G_Ant 2		0.69	0				
	2.4G_Ant 1	Bottom of Laptop	0.61	0	191.9	0.83	0.00	Not required
	BT_Ant 2		0.22	0				
	LTE Band 66	Bottom of Laptop	0.266	20	178.9	1.35	0.01	Not required
	5G Ant 2 + BT_Ant 2		1.08	0				
5G_Ant 1	Bottom of Laptop	0.78	0	191.9	1.86	0.01	Not required	
5G Ant 2 + BT_Ant 2		1.08	0					



	Band	Position	SAR (W/kg)	Gap	Minimum distance (mm)	Summed SAR (W/kg)	SPLSR Results	Simultaneous SAR
				(mm)				
Case 24	LTE Band 66	Bottom of Laptop	0.271	0	273.1	0.88	0.00	Not required
	2.4G_Ant 1		0.61	0				
	LTE Band 66	Bottom of Laptop	0.271	0	178.9	0.96	0.01	Not required
	2.4G_Ant 2		0.69	0				
	LTE Band 66	Bottom of Laptop	0.271	0	273.1	1.05	0.00	Not required
	5G_Ant 1		0.78	0				
	2.4G_Ant 1	Bottom of Laptop	0.61	0	191.9	1.30	0.01	Not required
	2.4G_Ant 2		0.69	0				
	2.4G_Ant 1	Bottom of Laptop	0.61	0	191.9	0.83	0.00	Not required
	BT_Ant 2		0.22	0				
	LTE Band 66	Bottom of Laptop	0.271	0	178.9	1.35	0.01	Not required
	5G Ant 2 + BT_Ant 2		1.08	0				
	5G_Ant 1	Bottom of Laptop	0.78	0	191.9	1.86	0.01	Not required
5G Ant 2 + BT_Ant 2	1.08		0					
Case 25	WCDMA II	Bottom Face	1.158	0	273.1	1.61	0.01	Not required
	2.4G_Ant 1		0.45	0				
	WCDMA II	Bottom Face	1.158	0	178.9	1.86	0.01	Not required
	2.4G_Ant 2		0.7	0				
	WCDMA II	Bottom Face	1.158	0	273.1	1.34	0.01	Not required
	5G_Ant 1		0.18	0				
	2.4G_Ant 1	Bottom Face	0.45	0	191.9	1.15	0.01	Not required
	2.4G_Ant 2		0.7	0				
	2.4G_Ant 1	Bottom Face	0.45	0	191.9	0.73	0.00	Not required
	BT_Ant 2		0.28	0				
	WCDMA II	Bottom Face	1.158	0	178.9	1.76	0.01	Not required
	5G Ant 2 + BT_Ant 2		0.6	0				
	5G_Ant 1	Bottom Face	0.18	0	191.9	0.78	0.00	Not required
5G Ant 2 + BT_Ant 2	0.6		0					
Case 26	WCDMA IV	Bottom Face	1.187	0	273.1	1.64	0.01	Not required
	2.4G_Ant 1		0.45	0				
	WCDMA IV	Bottom Face	1.187	0	178.9	1.89	0.01	Not required
	2.4G_Ant 2		0.7	0				
	WCDMA IV	Bottom Face	1.187	0	273.1	1.37	0.01	Not required
	5G_Ant 1		0.18	0				
	2.4G_Ant 1	Bottom Face	0.45	0	191.9	1.15	0.01	Not required
	2.4G_Ant 2		0.7	0				
	2.4G_Ant 1	Bottom Face	0.45	0	191.9	0.73	0.00	Not required
	BT_Ant 2		0.28	0				
	WCDMA IV	Bottom Face	1.187	0	178.9	1.79	0.01	Not required
	5G Ant 2 + BT_Ant 2		0.6	0				
	5G_Ant 1	Bottom Face	0.18	0	191.9	0.78	0.00	Not required
5G Ant 2 + BT_Ant 2	0.6		0					



	Band	Position	SAR (W/kg)	Gap	Minimum distance (mm)	Summed SAR (W/kg)	SPLSR Results	Simultaneous SAR
				(mm)				
Case 27	WCDMA V	Bottom Face	1.085	0	273.1	1.54	0.01	Not required
	2.4G_Ant 1		0.45	0				
	WCDMA V	Bottom Face	1.085	0	178.9	1.79	0.01	Not required
	2.4G_Ant 2		0.7	0				
	WCDMA V	Bottom Face	1.085	0	273.1	1.27	0.01	Not required
	5G_Ant 1		0.18	0				
	2.4G_Ant 1	Bottom Face	0.45	0	191.9	1.15	0.01	Not required
	2.4G_Ant 2		0.7	0				
	2.4G_Ant 1	Bottom Face	0.45	0	191.9	0.73	0.00	Not required
	BT_Ant 2		0.28	0				
	WCDMA V	Bottom Face	1.085	0	178.9	1.69	0.01	Not required
	5G Ant 2 + BT_Ant 2		0.6	0				
	5G_Ant 1	Bottom Face	0.18	0	191.9	0.78	0.00	Not required
5G Ant 2 + BT_Ant 2	0.6		0					
Case 28	LTE Band 7	Bottom Face	1.148	0	273.1	1.60	0.01	Not required
	2.4G_Ant 1		0.45	0				
	LTE Band 7	Bottom Face	1.148	0	178.9	1.85	0.01	Not required
	2.4G_Ant 2		0.7	0				
	LTE Band 7	Bottom Face	1.148	0	273.1	1.33	0.01	Not required
	5G_Ant 1		0.18	0				
	2.4G_Ant 1	Bottom Face	0.45	0	191.9	1.15	0.01	Not required
	2.4G_Ant 2		0.7	0				
	2.4G_Ant 1	Bottom Face	0.45	0	191.9	0.73	0.00	Not required
	BT_Ant 2		0.28	0				
	LTE Band 7	Bottom Face	1.148	0	178.9	1.75	0.01	Not required
	5G Ant 2 + BT_Ant 2		0.6	0				
	5G_Ant 1	Bottom Face	0.18	0	191.9	0.78	0.00	Not required
5G Ant 2 + BT_Ant 2	0.6		0					
Case 29	LTE Band 12	Bottom Face	0.839	0	273.1	1.29	0.01	Not required
	2.4G_Ant 1		0.45	0				
	LTE Band 12	Bottom Face	0.839	0	178.9	1.54	0.01	Not required
	2.4G_Ant 2		0.7	0				
	LTE Band 12	Bottom Face	0.839	0	273.1	1.02	0.00	Not required
	5G_Ant 1		0.18	0				
	2.4G_Ant 1	Bottom Face	0.45	0	191.9	1.15	0.01	Not required
	2.4G_Ant 2		0.7	0				
	2.4G_Ant 1	Bottom Face	0.45	0	191.9	0.73	0.00	Not required
	BT_Ant 2		0.28	0				
	LTE Band 12	Bottom Face	0.839	0	178.9	1.44	0.01	Not required
	5G Ant 2 + BT_Ant 2		0.6	0				
	5G_Ant 1	Bottom Face	0.18	0	191.9	0.78	0.00	Not required
5G Ant 2 + BT_Ant 2	0.6		0					



	Band	Position	SAR (W/kg)	Gap	Minimum distance (mm)	Summed SAR (W/kg)	SPLSR Results	Simultaneous SAR
				(mm)				
Case 30	LTE Band 13	Bottom Face	0.863	0	273.1	1.31	0.01	Not required
	2.4G_Ant 1		0.45	0				
	LTE Band 13	Bottom Face	0.863	0	178.9	1.56	0.01	Not required
	2.4G_Ant 2		0.7	0				
	LTE Band 13	Bottom Face	0.863	0	273.1	1.04	0.00	Not required
	5G_Ant 1		0.18	0				
	2.4G_Ant 1	Bottom Face	0.45	0	191.9	1.15	0.01	Not required
	2.4G_Ant 2		0.7	0				
	2.4G_Ant 1	Bottom Face	0.45	0	191.9	0.73	0.00	Not required
	BT_Ant 2		0.28	0				
	LTE Band 13	Bottom Face	0.863	0	178.9	1.46	0.01	Not required
	5G Ant 2 + BT_Ant 2		0.6	0				
	5G_Ant 1	Bottom Face	0.18	0	191.9	0.78	0.00	Not required
5G Ant 2 + BT_Ant 2	0.6		0					
Case 31	LTE Band 14	Bottom Face	0.848	0	273.1	1.30	0.01	Not required
	2.4G_Ant 1		0.45	0				
	LTE Band 14	Bottom Face	0.848	0	178.9	1.55	0.01	Not required
	2.4G_Ant 2		0.7	0				
	LTE Band 14	Bottom Face	0.848	0	273.1	1.03	0.00	Not required
	5G_Ant 1		0.18	0				
	2.4G_Ant 1	Bottom Face	0.45	0	191.9	1.15	0.01	Not required
	2.4G_Ant 2		0.7	0				
	2.4G_Ant 1	Bottom Face	0.45	0	191.9	0.73	0.00	Not required
	BT_Ant 2		0.28	0				
	LTE Band 14	Bottom Face	0.848	0	178.9	1.45	0.01	Not required
	5G Ant 2 + BT_Ant 2		0.6	0				
	5G_Ant 1	Bottom Face	0.18	0	191.9	0.78	0.00	Not required
5G Ant 2 + BT_Ant 2	0.6		0					
Case 32	LTE Band 25	Bottom Face	1.091	0	273.1	1.54	0.01	Not required
	2.4G_Ant 1		0.45	0				
	LTE Band 25	Bottom Face	1.091	0	178.9	1.79	0.01	Not required
	2.4G_Ant 2		0.7	0				
	LTE Band 25	Bottom Face	1.091	0	273.1	1.27	0.01	Not required
	5G_Ant 1		0.18	0				
	2.4G_Ant 1	Bottom Face	0.45	0	191.9	1.15	0.01	Not required
	2.4G_Ant 2		0.7	0				
	2.4G_Ant 1	Bottom Face	0.45	0	191.9	0.73	0.00	Not required
	BT_Ant 2		0.28	0				
	LTE Band 25	Bottom Face	1.091	0	178.9	1.69	0.01	Not required
	5G Ant 2 + BT_Ant 2		0.6	0				
	5G_Ant 1	Bottom Face	0.18	0	191.9	0.78	0.00	Not required
5G Ant 2 + BT_Ant 2	0.6		0					





	Band	Position	SAR (W/kg)	Gap	Minimum distance (mm)	Summed SAR (W/kg)	SPLSR Results	Simultaneous SAR
				(mm)				
Case 33	LTE Band 26	Bottom Face	1.169	0	273.1	1.62	0.01	Not required
	2.4G_Ant 1		0.45	0				
	LTE Band 26	Bottom Face	1.169	0	178.9	1.87	0.01	Not required
	2.4G_Ant 2		0.7	0				
	LTE Band 26	Bottom Face	1.169	0	273.1	1.35	0.01	Not required
	5G_Ant 1		0.18	0				
	2.4G_Ant 1	Bottom Face	0.45	0	191.9	1.15	0.01	Not required
	2.4G_Ant 2		0.7	0				
	2.4G_Ant 1	Bottom Face	0.45	0	191.9	0.73	0.00	Not required
	BT_Ant 2		0.28	0				
	LTE Band 26	Bottom Face	1.169	0	178.9	1.77	0.01	Not required
	5G Ant 2 + BT_Ant 2		0.6	0				
	5G_Ant 1	Bottom Face	0.18	0	191.9	0.78	0.00	Not required
5G Ant 2 + BT_Ant 2	0.6		0					
Case 34	LTE Band 30	Bottom Face	1.091	0	273.1	1.54	0.01	Not required
	2.4G_Ant 1		0.45	0				
	LTE Band 30	Bottom Face	1.091	0	178.9	1.79	0.01	Not required
	2.4G_Ant 2		0.7	0				
	LTE Band 30	Bottom Face	1.091	0	273.1	1.27	0.01	Not required
	5G_Ant 1		0.18	0				
	2.4G_Ant 1	Bottom Face	0.45	0	191.9	1.15	0.01	Not required
	2.4G_Ant 2		0.7	0				
	2.4G_Ant 1	Bottom Face	0.45	0	191.9	0.73	0.00	Not required
	BT_Ant 2		0.28	0				
	LTE Band 30	Bottom Face	1.091	0	178.9	1.69	0.01	Not required
	5G Ant 2 + BT_Ant 2		0.6	0				
	5G_Ant 1	Bottom Face	0.18	0	191.9	0.78	0.00	Not required
5G Ant 2 + BT_Ant 2	0.6		0					
Case 35	LTE Band 41	Bottom Face	1.121	0	273.1	1.57	0.01	Not required
	2.4G_Ant 1		0.45	0				
	LTE Band 41	Bottom Face	1.121	0	178.9	1.82	0.01	Not required
	2.4G_Ant 2		0.7	0				
	LTE Band 41	Bottom Face	1.121	0	273.1	1.30	0.01	Not required
	5G_Ant 1		0.18	0				
	2.4G_Ant 1	Bottom Face	0.45	0	191.9	1.15	0.01	Not required
	2.4G_Ant 2		0.7	0				
	2.4G_Ant 1	Bottom Face	0.45	0	191.9	0.73	0.00	Not required
	BT_Ant 2		0.28	0				
	LTE Band 41	Bottom Face	1.121	0	178.9	1.72	0.01	Not required
	5G Ant 2 + BT_Ant 2		0.6	0				
	5G_Ant 1	Bottom Face	0.18	0	191.9	0.78	0.00	Not required
5G Ant 2 + BT_Ant 2	0.6		0					



Case 36	Band	Position	SAR (W/kg)	Gap (mm)	Minimum distance (mm)	Summed SAR (W/kg)	SPLSR Results	Simultaneous SAR
	LTE Band 66	Bottom Face	1.024	0	273.1	1.47	0.01	Not required
2.4G_Ant 1	0.45		0					
LTE Band 66	Bottom Face	1.024	0	178.9	1.72	0.01	Not required	
2.4G_Ant 2		0.7	0					
LTE Band 66	Bottom Face	1.024	0	273.1	1.20	0.00	Not required	
5G_Ant 1		0.18	0					
2.4G_Ant 1	Bottom Face	0.45	0	191.9	1.15	0.01	Not required	
2.4G_Ant 2		0.7	0					
2.4G_Ant 1	Bottom Face	0.45	0	191.9	0.73	0.00	Not required	
BT_Ant 2		0.28	0					
LTE Band 66	Bottom Face	1.024	0	178.9	1.62	0.01	Not required	
5G Ant 2 + BT_Ant 2		0.6	0					
5G_Ant 1	Bottom Face	0.18	0	191.9	0.78	0.00	Not required	
5G Ant 2 + BT_Ant 2		0.6	0					

**Test Engineer :** Mood Huang, Wilson Lin and Mood Huang



## **15. Uncertainty Assessment**

Per KDB 865664 D01 SAR measurement 100MHz to 6GHz, when the highest measured 1-g SAR within a frequency band is < 1.5 W/kg and the measured 10-g SAR within a frequency band is < 3.75 W/kg. The expanded SAR measurement uncertainty must be  $\leq 30\%$ , for a confidence interval of  $k = 2$ . If these conditions are met, extensive SAR measurement uncertainty analysis described in IEEE Std 1528-2013 is not required in SAR reports submitted for equipment approval. For this device, the highest measured 1-g SAR is less 1.5W/kg. Therefore, the measurement uncertainty table is not required in this report.

## **16. References**

- [1] FCC 47 CFR Part 2 "Frequency Allocations and Radio Treaty Matters; General Rules and Regulations"
- [2] ANSI/IEEE Std. C95.1-1992, "IEEE Standard for Safety Levels with Respect to Human Exposure to Radio Frequency Electromagnetic Fields, 3 kHz to 300 GHz", September 1992
- [3] IEEE Std. 1528-2013, "IEEE Recommended Practice for Determining the Peak Spatial-Average Specific Absorption Rate (SAR) in the Human Head from Wireless Communications Devices: Measurement Techniques", Sep 2013
- [4] SPEAG DASY System Handbook
- [5] FCC KDB 248227 D01 v02r02, "SAR Guidance for IEEE 802.11 (WiFi) Transmitters", Oct 2015.
- [6] FCC KDB 447498 D01 v06, "Mobile and Portable Device RF Exposure Procedures and Equipment Authorization Policies", Oct 2015
- [7] FCC KDB 941225 D01 v03r01, "3G SAR MEAUREMENT PROCEDURES", Oct 2015
- [8] FCC KDB 941225 D05 v02r05, "SAR Evaluation Considerations for LTE Devices", Dec 2015
- [9] FCC KDB 941225 D05A v01r02, "Rel. 10 LTE SAR Test Guidance and KDB Inquiries", Oct 2015
- [10] FCC KDB 616217 D04 v01r02, "SAR Evaluation Considerations for Laptop, Notebook, Netbook and Tablet Computers", Oct 2015
- [11] FCC KDB 865664 D01 v01r04, "SAR Measurement Requirements for 100 MHz to 6 GHz", Aug 2015.
- [12] FCC KDB 865664 D02 v01r02, "RF Exposure Compliance Reporting and Documentation Considerations" Oct 2015.