



FCC RADIO TEST REPORT

FCC ID : 2AJN7-TP00110A
Equipment : Notebook Computer
Brand Name : Lenovo
Model Name : TP00110A
Applicant : LC Future Center Limited Taiwan Branch
7F., No. 780, Bei'an Rd., Zhongshan Dist.,
Taipei City 104, Taiwan (R.O.C.)
Manufacturer : LC Future Center Limited Taiwan Branch
7F., No. 780, Bei'an Rd., Zhongshan Dist.,
Taipei City 104, Taiwan (R.O.C.)
Standard : 47 CFR Part 2, 22(H), 24(E), 27

Equipment: Fibocom L850-GL and Intel 9560D2W tested inside of Lenovo Notebook Computer.

The product was received on Mar. 13, 2019 and testing was started from Apr. 05, 2019 and completed on Apr. 08, 2019. We, Sporton International (Kunshan) Inc., would like to declare that the tested sample has been evaluated in accordance with the test procedures given in ANSI / TIA-603-E and has been in compliance with the applicable technical standards.

The report must not be used by the client to claim product certification, approval, or endorsement by NVLAP or any agency of government.

The test results in this partial report apply exclusively to the tested model / sample. Without written approval of Sporton International (Kunshan) Inc., the test report shall not be reproduced except in full.

James Huang



Approved by: James Huang / Manager

Sporton International (Kunshan) Inc.

No. 1098, Pengxi North Road, Kunshan Economic Development Zone,
Jiangsu Province 215335, China



Table of Contents

History of this test report.....	3
Summary of Test Result.....	4
1 General Description	5
1.1 Product Feature of Equipment Under Test.....	5
1.2 Product Specification of Equipment Under Test.....	6
1.3 Modification of EUT	6
1.4 Testing Location	7
1.5 Applicable Standards.....	7
2 Test Configuration of Equipment Under Test	8
2.1 Test Mode.....	8
2.2 Connection Diagram of Test System.....	10
2.3 Support Unit used in test configuration and system	10
2.4 Frequency List of Low/Middle/High Channels	11
3 Conducted Test Items.....	15
3.1 Measuring Instruments	15
3.2 Conducted Output Power and ERP/EIRP	16
4 Radiated Test Items	17
4.1 Measuring Instruments	17
4.2 Radiated Spurious Emission Measurement	18
5 List of Measuring Equipment.....	19
6 Uncertainty of Evaluation	20
Appendix A. Test Results of Conducted Test	
Appendix B. Test Results of ERP/EIRP and Radiated Test	
Appendix C. Test Setup Photographs	

Summary of Test Result

Report Clause	Ref Std. Clause	Test Items	Result (PASS/FAIL)	Remark
3.2	§2.1046	Conducted Output Power	Reporting only	-
	§22.913 (a)(2)	Effective Radiated Power (Band 5) (Band 26)	Pass	
	§27.50 (c)(10)	Effective Radiated Power (Band 12) (Band 17)		
	§24.232 (c) §27.50 (h)(2)	Equivalent Isotropic Radiated Power (Band 2) (Band 7) (Band 41)		
	§27.50 (d)(4)	Equivalent Isotropic Radiated Power (Band 4) (Band 66)		
4.2	§2.1053 §22.917 (a) §24.238 (a) §27.53 (g) §27.53 (h)	Radiated Spurious Emission (Band 2) (Band 4) (Band 5) (Band 12) (Band 17) (Band 26) (Band 66)	Pass	Under limit 8.42 dB at 7704.000 MHz
	§2.1053 §27.53 (m)(4)	Radiated Spurious Emission (Band 7) (Band 41)		

Declaration of Conformity:

The test results with all measurement uncertainty excluded are presented in accordance with the regulation limits or requirements declared by manufacturers.

Comments and Explanations:

The declared of product specification for EUT presented in the report are provided by the manufacturer, and the manufacturer takes all the responsibilities for the accuracy of product specification.

Reviewed by: Jason Jia

Report Producer: Echo Wu



1 General Description

1.1 Product Feature of Equipment Under Test

Product Feature	
Equipment	Notebook Computer
Brand Name	Lenovo
Model Name	TP00110A
FCC ID	2AJN7-TP00110A
Sample 1	EUT with Amphenol Antenna
Sample 2	EUT with SPEEDWIRE Antenna
EUT supports Radios application	WCDMA/HSPA/LTE/GNSS WLAN 11a/b/g/n HT20/HT40 WLAN 11ac VHT20/VHT40/VHT80/VHT160 Bluetooth BR/EDR/LE
EUT Stage	Production Unit

Remark:

1. The above EUT's information was declared by manufacturer.
2. Equipment: Fibocom L850-GL and Intel 9560D2W tested inside of Lenovo Notebook Computer.
3. All test items were performed with Sample 1.

Antenna Information				
WWAN				3G<E (dBi)
Antenna 1	Manufacturer	Amphenol	Peak gain	2.30
	Part number	LX9865-16-000-C	Type	PIFA
Antenna 2	Manufacturer	SPEEDWIRE	Peak gain	2.07
	Part number	F.0G.ZV-0008-001 -00	Type	PIFA

1.2 Product Specification of Equipment Under Test

Standards-related Product Specification	
Tx Frequency	LTE Band 2 : 1850.7 MHz ~ 1909.3 MHz LTE Band 4 : 1710.7 MHz ~ 1754.3 MHz LTE Band 5 : 824.7 MHz ~ 848.3 MHz LTE Band 7 : 2502.5 MHz ~ 2567.5 MHz LTE Band 12 : 699.7 MHz ~ 715.3 MHz LTE Band 17 : 706.5 MHz ~ 713.5 MHz LTE Band 26 : 824.7 MHz ~ 848.3 MHz LTE Band 41 : 2498.5 MHz ~ 2687.5 MHz LTE Band 66 : 1710.7 MHz ~ 1779.3 MHz
Rx Frequency	LTE Band 2 : 1930.7 MHz ~ 1989.3 MHz LTE Band 4 : 2110.7 MHz ~ 2154.3 MHz LTE Band 5 : 869.7 MHz ~ 893.3 MHz LTE Band 7 : 2622.5 MHz ~ 2687.5 MHz LTE Band 12 : 729.7 MHz ~ 745.3 MHz LTE Band 17 : 736.5 MHz ~ 743.5 MHz LTE Band 26 : 869.7 MHz ~ 893.3 MHz LTE Band 41 : 2498.5 MHz ~ 2687.5 MHz LTE Band 66 : 2110.7 MHz ~ 2199.3 MHz
Bandwidth	LTE Band 2 : 1.4MHz / 3MHz / 5MHz / 10MHz / 15MHz / 20MHz LTE Band 4 : 1.4MHz / 3MHz / 5MHz / 10MHz / 15MHz / 20MHz LTE Band 5 : 1.4MHz / 3MHz / 5MHz / 10MHz LTE Band 7 : 5MHz / 10MHz / 15MHz / 20MHz LTE Band 12 : 1.4MHz / 3MHz / 5MHz / 10MHz LTE Band 17 : 5MHz / 10MHz LTE Band 26 : 1.4MHz / 3MHz / 5MHz / 10MHz / 15MHz LTE Band 41 : 5MHz / 10MHz / 15MHz / 20MHz LTE Band 66 : 1.4MHz / 3MHz / 5MHz / 10MHz / 15MHz / 20MHz
Maximum Output Power to Antenna	LTE Band 2 : 22.87 dBm LTE Band 4 : 22.99 dBm LTE Band 5 : 22.45 dBm LTE Band 7 : 22.85 dBm LTE Band 12 : 22.48 dBm LTE Band 17 : 22.45 dBm LTE Band 26 : 22.45 dBm LTE Band 41 : 22.42 dBm LTE Band 66 : 22.85 dBm
Type of Modulation	QPSK / 16QAM

1.3 Modification of EUT

No modifications are made to the EUT during all test items.



1.4 Testing Location

Sporton International (Kunshan) Inc. is accredited to ISO 17025 by National Voluntary Laboratory Accreditation Program (NVLAP code: 600155-0) and the FCC designation No. is CN5013.

Test Site	Sporton International (Kunshan) Inc.	
Test Site Location	No. 1098, Pengxi North Road, Kunshan Economic Development Zone, Jiangsu Province 215335, China	
Test Site No.	Sporton Site No.	FCC Test Firm Registration No.
	03CH06-KS	630927
Test Engineer	Lucas Xu and Level Zhao	
Temperature	25.0~25.2 °C	
Relative Humidity	48~57 %	

Note: The test site complies with ANSI C63.4 2014 requirement.

1.5 Applicable Standards

According to the specifications of the manufacturer, the EUT must comply with the requirements of the following standards:

- ♦ ANSI C63.26-2015
- ♦ ANSI / TIA-603-E
- ♦ 47 CFR Part 2, 22(H), 24(E), 27
- ♦ FCC KDB 971168 D01 Power Meas. License Digital Systems v03r01
- ♦ FCC KDB 412172 D01 Determining ERP and EIRP v01r01

Remark: All test items were verified and recorded according to the standards and without any deviation during the test.



2 Test Configuration of Equipment Under Test

2.1 Test Mode

Antenna port conducted and radiated test items listed below are performed according to KDB 971168 D01 Power Meas. License Digital Systems v03r01 with maximum output power.

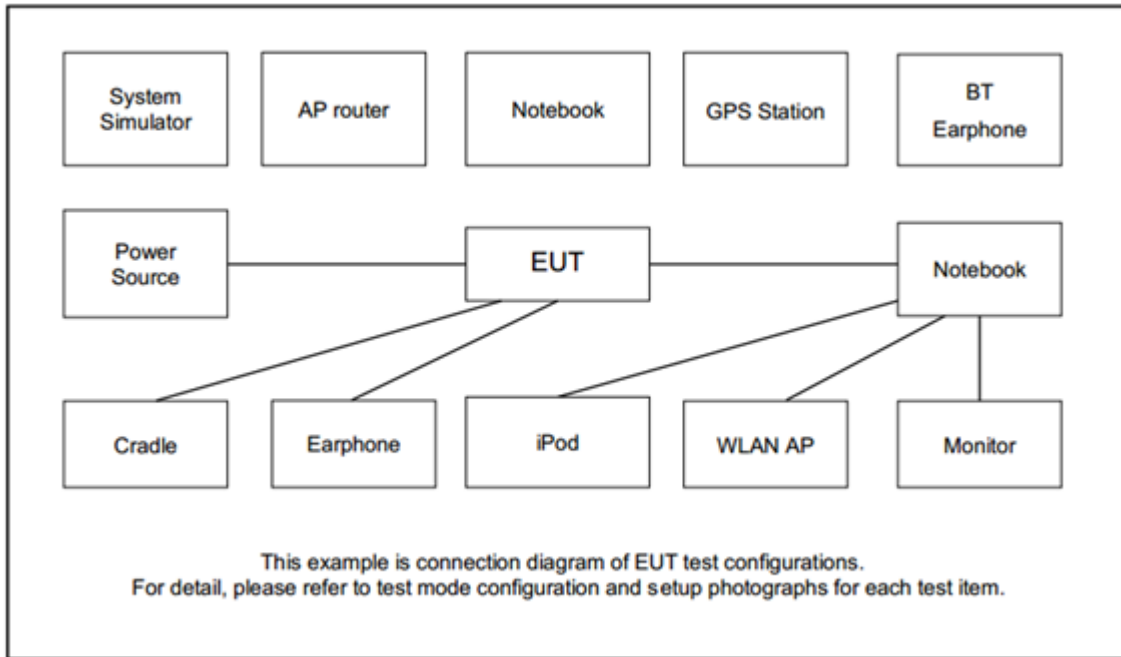
For radiated measurement, pre-scanned in three orthogonal panels, X, Y, Z for table mode and notebook mode. The worst cases (X plane for Band 26, Y plane for Band 2, 7, 12, 41, 66) were recorded in this report.

Test Items	Band	Bandwidth (MHz)						Modulation			RB #			Test Channel		
		1.4	3	5	10	15	20	QPSK	16QAM	64QAM	1	Half	Full	L	M	H
Max. Output Power	2	v	v	v	v	v	v	v	v	v	v	v	v	v	v	v
	4	v	v	v	v	v	v	v	v	v	v	v	v	v	v	v
	5	v	v	v	v	-	-	v	v	v	v	v	v	v	v	v
	7	-	-	v	v	v	v	v	v	v	v	v	v	v	v	v
	12	v	v	v	v	-	-	v	v	v	v	v	v	v	v	v
	17	-	-	v	v	-	-	v	v	v	v	v	v	v	v	v
	26	v	v	v	v	v	-	v	v	v	v	v	v	v	v	v
	41	-	-	v	v	v	v	v	v	v	v	v	v	v	v	v
	66	v	v	v	v	v	v	v	v	v	v	v	v	v	v	v
E.R.P / E.I.R.P	2	v	v	v	v	v	v	v	v	v	v			v	v	v
	4	v	v	v	v	v	v	v	v	v	v			v	v	v
	5	v	v	v	v	-	-	v	v	v	v			v	v	v
	7	-	-	v	v	v	v	v	v	v	v			v	v	v
	12	v	v	v	v	-	-	v	v	v	v			v	v	v
	17	-	-	v	v	-	-	v	v	v	v			v	v	v
	26	v	v	v	v	v	-	v	v	v	v			v	v	v
	41	-	-	v	v	v	v	v	v	v	v			v	v	v
	66	v	v	v	v	v	v	v	v	v	v			v	v	v



Test Items	Band	Bandwidth (MHz)						Modulation			RB #			Test Channel		
		1.4	3	5	10	15	20	QPSK	16QAM	64QAM	1	Half	Full	L	M	H
Radiated Spurious Emission	2	Worst Case											v	v	v	
	4	Covered by Band 66											v	v	v	
	5	Covered by Band 26											v	v	v	
	7	Worst Case											v	v	v	
	12	Worst Case											v	v	v	
	17	Covered by Band 12											v	v	v	
	26	Worst Case											v	v	v	
	41	Worst Case											v	v	v	
	66	Worst Case											v	v	v	
Remark	<ol style="list-style-type: none"> The mark "v " means that this configuration is chosen for testing The mark "- " means that this bandwidth is not supported. The device is investigated from 30MHz to 10 times of fundamental signal for radiated spurious emission test under different RB size/offset and modulations in exploratory test. Subsequently, only the worst case emissions are reported. All the radiated test cases were performed with Adapter 1. Wider operating range bandwidth covers narrower one when the power is higher or the same. 															

2.2 Connection Diagram of Test System



2.3 Support Unit used in test configuration and system

Item	Equipment	Trade Name	Model No.	FCC ID	Data Cable	Power Cord
1.	System Simulator	Anritsu	8820C	N/A	N/A	Unshielded, 1.8 m



2.4 Frequency List of Low/Middle/High Channels

LTE Band 2 Channel and Frequency List				
BW [MHz]	Channel/Frequency(MHz)	Lowest	Middle	Highest
20	Channel	18700	18900	19100
	Frequency	1860	1880	1900
15	Channel	18675	18900	19125
	Frequency	1857.5	1880	1902.5
10	Channel	18650	18900	19150
	Frequency	1855	1880	1905
5	Channel	18625	18900	19175
	Frequency	1852.5	1880	1907.5
3	Channel	18615	18900	19185
	Frequency	1851.5	1880	1908.5
1.4	Channel	18607	18900	19193
	Frequency	1850.7	1880	1909.3

LTE Band 4 Channel and Frequency List				
BW [MHz]	Channel/Frequency(MHz)	Lowest	Middle	Highest
20	Channel	20050	20175	20300
	Frequency	1720	1732.5	1745
15	Channel	20025	20175	20325
	Frequency	1717.5	1732.5	1747.5
10	Channel	20000	20175	20350
	Frequency	1715	1732.5	1750
5	Channel	19975	20175	20375
	Frequency	1712.5	1732.5	1752.5
3	Channel	19965	20175	20385
	Frequency	1711.5	1732.5	1753.5
1.4	Channel	19957	20175	20393
	Frequency	1710.7	1732.5	1754.3



LTE Band 5 Channel and Frequency List				
BW [MHz]	Channel/Frequency(MHz)	Lowest	Middle	Highest
10	Channel	20450	20525	20600
	Frequency	829	836.5	844
5	Channel	20425	20525	20625
	Frequency	826.5	836.5	846.5
3	Channel	20415	20525	20635
	Frequency	825.5	836.5	847.5
1.4	Channel	20407	20525	20643
	Frequency	824.7	836.5	848.3

LTE Band 7 Channel and Frequency List				
BW [MHz]	Channel/Frequency(MHz)	Lowest	Middle	Highest
20	Channel	20850	21100	21350
	Frequency	2510	2535	2560
15	Channel	20825	21100	21375
	Frequency	2507.5	2535	2562.5
10	Channel	20800	21100	21400
	Frequency	2505	2535	2565
5	Channel	20775	21100	21425
	Frequency	2502.5	2535	2567.5

LTE Band 12 Channel and Frequency List				
BW [MHz]	Channel/Frequency(MHz)	Lowest	Middle	Highest
10	Channel	23060	23095	23130
	Frequency	704	707.5	711
5	Channel	23035	23095	23155
	Frequency	701.5	707.5	713.5
3	Channel	23025	23095	23165
	Frequency	700.5	707.5	714.5
1.4	Channel	23017	23095	23173
	Frequency	699.7	707.5	715.3



LTE Band 17 Channel and Frequency List				
BW [MHz]	Channel/Frequency(MHz)	Lowest	Middle	Highest
10	Channel	23780	23790	23800
	Frequency	709	710	711
5	Channel	23755	23790	23825
	Frequency	706.5	710	713.5

LTE Band 26 Channel and Frequency List				
BW [MHz]	Channel/Frequency(MHz)	Lowest	Middle	Highest
15	Channel	26865	26915	26965
	Frequency	831.5	836.5	841.5
10	Channel	26840	26915	26990
	Frequency	829.0	836.5	844.0
5	Channel	26815	26915	27015
	Frequency	826.5	836.5	846.5
3	Channel	26805	26915	27025
	Frequency	825.5	836.5	847.5
1.4	Channel	26797	26915	27033
	Frequency	824.7	836.5	848.3

LTE Band 41 Channel and Frequency List				
BW [MHz]	Channel/Frequency(MHz)	Lowest	Middle	Highest
20	Channel	39750	40620	41490
	Frequency	2506.0	2593.0	2680.0
15	Channel	39725	40620	41515
	Frequency	2503.5	2593.0	2682.5
10	Channel	39700	40620	41540
	Frequency	2501.0	2593.0	2685.0
5	Channel	39675	40620	41565
	Frequency	2498.5	2593.0	2687.5



LTE Band 66 Channel and Frequency List				
BW [MHz]	Channel/Frequency(MHz)	Lowest	Middle	Highest
20	Channel	132072	132322	132572
	Frequency	1720	1745	1770
15	Channel	132047	132322	132597
	Frequency	1717.5	1745	1772.5
10	Channel	132022	132322	132622
	Frequency	1715	1745	1775
5	Channel	131997	132322	132647
	Frequency	1712.5	1745	1777.5
3	Channel	131987	132322	132657
	Frequency	1711.5	1745	1778.5
1.4	Channel	131979	132322	132665
	Frequency	1710.7	1745	1779.3

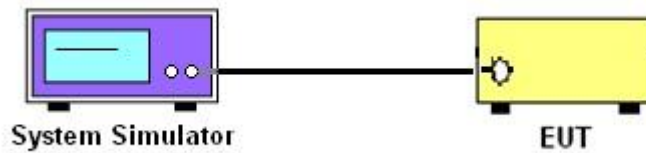
3 Conducted Test Items

3.1 Measuring Instruments

See list of measuring instruments of this test report.

3.1.1 Test Setup

3.1.2 Conducted Output Power



3.1.3 Test Result of Conducted Test

Please refer to Appendix A.



3.2 Conducted Output Power and ERP/EIRP

3.2.1 Description of the Conducted Output Power Measurement and ERP/EIRP Measurement

A system simulator was used to establish communication with the EUT. Its parameters were set to force the EUT transmitting at maximum output power. The measured power in the radio frequency on the transmitter output terminals shall be reported.

The ERP of mobile transmitters must not exceed 7 Watts for LTE Band 5 and Band 26.

The ERP of mobile transmitters must not exceed 3 Watts for LTE Band 12 and Band 17.

The EIRP of mobile transmitters must not exceed 2 Watts for LTE Band 2 and Band 7 and Band 41.

The EIRP of mobile transmitters must not exceed 1 Watts for LTE Band 4 and Band 66.

According to KDB 412172 D01 Power Approach,

$EIRP = P_T + G_T - L_C$, $ERP = EIRP - 2.15$, where

P_T = transmitter output power in dBm

G_T = gain of the transmitting antenna in dBi

L_C = signal attenuation in the connecting cable between the transmitter and antenna in dB

3.2.2 Test Procedures

1. The transmitter output port was connected to the system simulator.
2. Set EUT at maximum power through the system simulator.
3. Select lowest, middle, and highest channels for each band and different modulation.
4. Measure and record the power level from the system simulator.

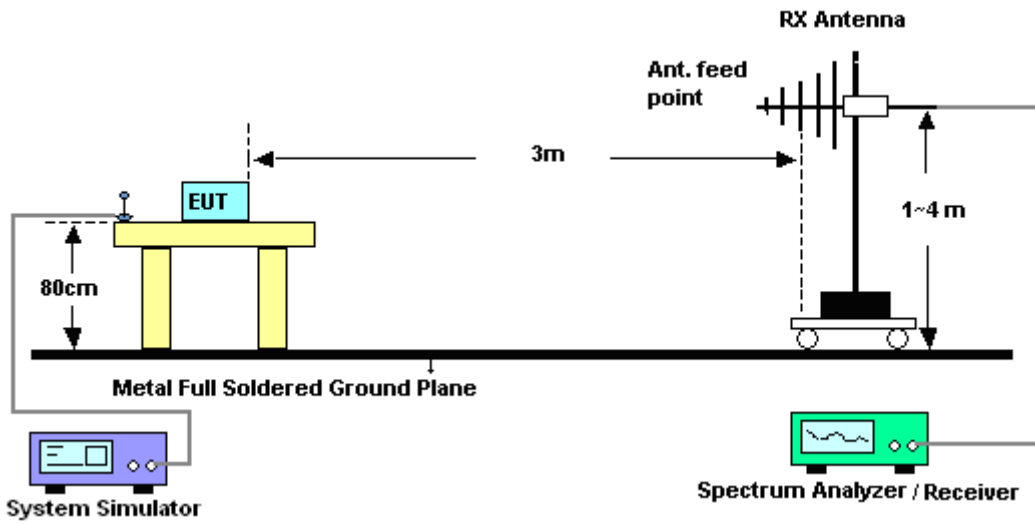
4 Radiated Test Items

4.1 Measuring Instruments

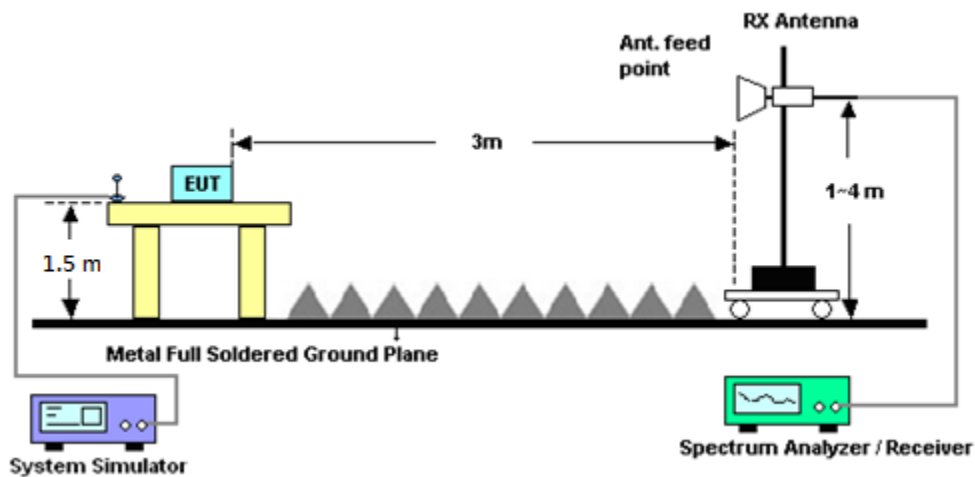
See list of measuring instruments of this test report.

4.1.1 Test Setup

For radiated test from 30MHz to 1GHz



For radiated test above 1GHz



4.1.2 Test Result of Radiated Test

Please refer to Appendix B.



4.2 Radiated Spurious Emission Measurement

4.2.1 Description of Radiated Spurious Emission Measurement

The radiated spurious emission was measured by substitution method according to ANSI / TIA-603-E. The power of any emission outside of the authorized operating frequency ranges must be attenuated below the transmitter power (P) by a factor of at least $43 + 10 \log (P)$ dB.

For Band 7, 41

The power of any emission outside of the authorized operating frequency ranges must be attenuated below the transmitter power (P) by a factor of at least $55 + 10 \log (P)$ dB.

The spectrum is scanned from 30 MHz up to a frequency including its 10th harmonic.

4.2.2 Test Procedures

The testing follows FCC KDB 971168 D01 v03r01 Section 5.8 and ANSI / TIA-603-E Section 2.2.12.

1. The EUT was placed on a turntable with 0.8 meter for frequency below 1GHz and 1.5 meter for frequency above 1GHz respectively above ground.
2. The EUT was set 3 meters from the receiving antenna, which was mounted on the antenna tower.
3. The table was rotated 360 degrees to determine the position of the highest spurious emission.
4. The height of the receiving antenna is varied between one meter and four meters to search the maximum spurious emission for both horizontal and vertical polarizations.
5. Make the measurement with the spectrum analyzer's RBW = 1MHz, VBW = 3MHz, taking the record of maximum spurious emission.
6. A horn antenna was substituted in place of the EUT and was driven by a signal generator.
7. Tune the output power of signal generator to the same emission level with EUT maximum spurious emission.
8. Taking the record of output power at antenna port.
9. Repeat step 7 to step 8 for another polarization.
10. The RF fundamental frequency should be excluded against the limit line in the operating frequency band.

The limit line is derived from $43 + 10\log(P)$ dB below the transmitter power P(Watts)

11. For Band 7, 41:

The limit line is derived from $55 + 10\log(P)$ dB below the transmitter power P(Watts)

$EIRP \text{ (dBm)} = S.G. \text{ Power} - Tx \text{ Cable Loss} + Tx \text{ Antenna Gain}$

$ERP \text{ (dBm)} = EIRP - 2.15$



5 List of Measuring Equipment

Instrument	Manufacturer	Model No.	Serial No.	Characteristics	Calibration Date	Test Date	Due Date	Remark
LTE Base Station	Anritsu	MT8820C	KS141204 JCGS01	6201432836	Jan. 14, 2019	Apr. 05, 2019~ Apr. 08. 2019	Jan. 13, 2020	Radiation (03CH06-KS)
EXA Spectrum Analyzer	Keysight	N9010A	MY553705 28	10Hz-44GHz	Oct. 10, 2018	Apr. 05, 2019~ Apr. 08. 2019	Oct. 09, 2019	Radiation (03CH06-KS)
Bilog Antenna	TeseQ	CBL6112D	35406	30MHz-1GHz	Apr. 19, 2018	Apr. 05, 2019~ Apr. 08. 2019	Apr. 18, 2019	Radiation (03CH06-KS)
Broad-Band Horn Antenna	Schwarzbeck MESS-ELEKT RONIK	BBHA9120D	01648	1GHz~18GHz	Jan. 27, 2019	Apr. 05, 2019~ Apr. 08. 2019	Jan. 26, 2020	Radiation (03CH06-KS)
Amplifier	SONOMA	310N	380827	9KHz-1GHz Gain 32dB	Aug. 03, 2018	Apr. 05, 2019~ Apr. 08. 2019	Aug. 02, 2019	Radiation (03CH06-KS)
Amplifier	MITEQ	AMF-7D-0010 1800-30-10P	2025788	100MHz-18GHz Gain 55dB	Apr. 17, 2018	Apr. 05, 2019~ Apr. 08. 2019	Apr. 16, 2019	Radiation (03CH06-KS)
Preamplifier	Keysight	83017A	MY532703 19	0.5G-26.5GHz	Oct. 12, 2018	Apr. 05, 2019~ Apr. 08. 2019	Oct. 11, 2019	Radiation (03CH06-KS)
SHF-EHF Horn	Schwarzbeck	BBHA 9170	BBHA1702 49	15-40GHz	Feb. 07, 2019	Apr. 05, 2019~ Apr. 08. 2019	Feb. 06, 2020	Radiation (03CH06-KS)
Amplifier	MITEQ	TTA1840-35- HG	1887435	18~40GHz,45d B Min	Feb. 08, 2019	Apr. 05, 2019~ Apr. 08. 2019	Feb. 07, 2020	Radiation (03CH06-KS)
Radio communication analyzer	Anritsu	MT8820C	KS141204 JCGS01	6201432836	Jan. 14, 2019	Apr. 05, 2019~ Apr. 08. 2019	Jan. 13, 2020	Radiation (03CH06-KS)



6 Uncertainty of Evaluation

Uncertainty of Radiated Emission Measurement (30 MHz ~ 1000 MHz)

Measuring Uncertainty for a Level of Confidence of 95% ($U = 2Uc(y)$)	2.50
---	------

Uncertainty of Radiated Emission Measurement (1 GHz ~ 18 GHz)

Measuring Uncertainty for a Level of Confidence of 95% ($U = 2Uc(y)$)	2.10
---	------

Uncertainty of Radiated Emission Measurement (18 GHz ~ 40 GHz)

Measuring Uncertainty for a Level of Confidence of 95% ($U = 2Uc(y)$)	2.10
---	------



Appendix A. Test Results of Conducted Test

Conducted Output Power(Average power)

LTE Band 2 Maximum Average Power [dBm]						
BW [MHz]	RB Size	RB Offset	Mod	Lowest	Middle	Highest
20	1	0	QPSK	22.75	22.87	22.56
20	1	49		22.52	22.57	22.33
20	1	99		22.44	22.51	22.26
20	50	0		21.52	21.63	21.43
20	50	24		21.49	21.54	21.42
20	50	50		21.39	21.55	21.39
20	100	0		21.76	21.86	21.65
20	1	0	16-QAM	21.80	21.92	21.68
20	1	49		21.73	21.85	21.59
20	1	99		21.89	21.83	21.67
20	50	0		20.47	20.63	20.47
20	50	24		20.48	20.57	20.52
20	50	50		20.42	20.59	20.49
20	100	0		20.64	20.76	20.75
15	1	0	QPSK	22.79	22.82	22.62
15	1	37		22.54	22.59	22.38
15	1	74		22.65	22.46	22.25
15	36	0		21.41	21.63	21.41
15	36	20		21.50	21.62	21.44
15	36	39		21.58	21.61	21.40
15	75	0		21.64	21.81	21.77
15	1	0	16-QAM	21.65	21.92	21.70
15	1	37		21.73	21.88	21.66
15	1	74		21.88	21.82	21.69
15	36	0		20.54	20.63	20.45
15	36	20		20.44	20.61	20.48
15	36	39		20.49	20.59	20.51
15	75	0		20.71	20.74	20.81



LTE Band 2 Maximum Average Power [dBm]						
BW [MHz]	RB Size	RB Offset	Mod	Lowest	Middle	Highest
10	1	0	QPSK	22.73	22.81	22.59
10	1	25		22.47	22.54	22.38
10	1	49		22.55	22.44	22.27
10	25	0		21.45	21.70	21.37
10	25	12		21.47	21.62	21.46
10	25	25		21.56	21.67	21.34
10	50	0		21.65	21.89	21.75
10	1	0	16-QAM	21.66	21.98	21.68
10	1	25		21.66	21.87	21.64
10	1	49		21.96	21.87	21.64
10	25	0		20.46	20.57	20.43
10	25	12		20.44	20.57	20.49
10	25	25		20.50	20.62	20.51
10	50	0		20.65	20.68	20.78
5	1	0	QPSK	22.73	22.86	22.54
5	1	12		22.52	22.64	22.37
5	1	24		22.65	22.54	22.29
5	12	0		21.51	21.72	21.37
5	12	7		21.47	21.60	21.44
5	12	13		21.56	21.66	21.36
5	25	0		21.63	21.82	21.68
5	1	0	16-QAM	21.59	21.99	21.69
5	1	12		21.68	21.86	21.66
5	1	24		21.93	21.90	21.69
5	12	0		20.50	20.59	20.46
5	12	7		20.43	20.57	20.45
5	12	13		20.49	20.65	20.52
5	25	0		20.65	20.69	20.81



LTE Band 2 Maximum Average Power [dBm]						
BW [MHz]	RB Size	RB Offset	Mod	Lowest	Middle	Highest
3	1	0	QPSK	22.73	22.86	22.58
3	1	8		22.54	22.63	22.37
3	1	14		22.61	22.48	22.28
3	8	0		21.44	21.66	21.34
3	8	4		21.56	21.55	21.42
3	8	7		21.58	21.60	21.40
3	15	0		21.59	21.80	21.71
3	1	0	16-QAM	21.59	21.93	21.75
3	1	8		21.71	21.90	21.65
3	1	14		21.89	21.82	21.63
3	8	0		20.52	20.62	20.42
3	8	4		20.45	20.55	20.46
3	8	7		20.45	20.65	20.54
3	15	0		20.69	20.69	20.77
1.4	1	0	QPSK	22.70	22.84	22.57
1.4	1	3		22.71	22.74	22.53
1.4	1	5		22.67	22.74	22.49
1.4	3	0		22.73	22.84	22.55
1.4	3	1		22.74	22.83	22.47
1.4	3	3		22.71	22.79	22.40
1.4	6	0		21.64	21.78	21.50
1.4	1	0	16-QAM	21.90	21.89	21.78
1.4	1	3		21.89	21.81	21.75
1.4	1	5		21.89	21.80	21.68
1.4	3	0		21.71	21.88	21.62
1.4	3	1		21.65	21.87	21.61
1.4	3	3		21.66	21.83	21.49
1.4	6	0		20.63	20.76	20.59



LTE Band 4 Maximum Average Power [dBm]						
BW [MHz]	RB Size	RB Offset	Mod	Lowest	Middle	Highest
20	1	0	QPSK	22.83	22.84	22.81
20	1	49		22.80	22.66	22.55
20	1	99		22.65	22.50	22.83
20	50	0		21.81	21.83	21.76
20	50	24		21.72	21.61	21.58
20	50	50		21.76	21.45	21.65
20	100	0		21.85	21.88	21.83
20	1	0	16-QAM	21.81	22.09	21.83
20	1	49		22.07	21.81	21.73
20	1	99		22.02	21.57	22.18
20	50	0		20.83	20.86	20.52
20	50	24		20.94	20.71	20.65
20	50	50		20.92	20.55	20.92
20	100	0		20.97	20.78	20.90
15	1	0	QPSK	22.57	22.89	22.61
15	1	37		22.83	22.66	22.50
15	1	74		22.75	22.40	22.99
15	36	0		21.71	21.69	21.45
15	36	20		21.92	21.60	21.57
15	36	39		21.79	21.40	21.83
15	75	0		21.90	21.63	21.82
15	1	0	16-QAM	21.79	22.02	21.81
15	1	37		22.00	21.73	21.69
15	1	74		21.99	21.53	22.18
15	36	0		20.83	20.85	20.48
15	36	20		20.87	20.66	20.62
15	36	39		20.85	20.45	20.89
15	75	0		20.96	20.69	20.87



LTE Band 4 Maximum Average Power [dBm]						
BW [MHz]	RB Size	RB Offset	Mod	Lowest	Middle	Highest
10	1	0	QPSK	22.53	22.92	22.66
10	1	25		22.80	22.64	22.47
10	1	49		22.76	22.40	22.91
10	25	0		21.73	21.73	21.49
10	25	12		21.87	21.53	21.56
10	25	25		21.81	21.37	21.79
10	50	0		21.90	21.66	21.73
10	1	0	16-QAM	21.80	22.09	21.79
10	1	25		21.98	21.77	21.71
10	1	49		22.00	21.47	22.09
10	25	0		20.75	20.85	20.47
10	25	12		20.93	20.63	20.55
10	25	25		20.84	20.55	20.90
10	50	0		20.91	20.78	20.89
5	1	0	QPSK	22.63	22.96	22.62
5	1	12		22.82	22.64	22.54
5	1	24		22.73	22.50	22.99
5	12	0		21.74	21.69	21.46
5	12	7		21.82	21.56	21.50
5	12	13		21.83	21.42	21.78
5	25	0		21.88	21.59	21.73
5	1	0	16-QAM	21.71	22.00	21.79
5	1	12		22.04	21.76	21.70
5	1	24		21.94	21.57	22.14
5	12	0		20.77	20.85	20.44
5	12	7		20.86	20.70	20.56
5	12	13		20.87	20.50	20.86
5	25	0		20.89	20.77	20.84



LTE Band 4 Maximum Average Power [dBm]						
BW [MHz]	RB Size	RB Offset	Mod	Lowest	Middle	Highest
3	1	0	QPSK	22.61	22.91	22.62
3	1	8		22.87	22.56	22.49
3	1	14		22.71	22.48	22.93
3	8	0		21.75	21.73	21.50
3	8	4		21.87	21.51	21.53
3	8	7		21.78	21.40	21.77
3	15	0		21.89	21.68	21.76
3	1	0	16-QAM	21.78	22.00	21.73
3	1	8		22.03	21.72	21.66
3	1	14		21.97	21.50	22.12
3	8	0		20.75	20.77	20.45
3	8	4		20.89	20.69	20.62
3	8	7		20.88	20.49	20.82
3	15	0		20.89	20.68	20.89
1.4	1	0	QPSK	22.41	22.54	22.97
1.4	1	3		22.36	22.55	22.92
1.4	1	5		22.44	22.52	22.98
1.4	3	0		22.33	22.55	22.94
1.4	3	1		22.35	22.49	22.97
1.4	3	3		22.46	22.58	22.91
1.4	6	0		21.47	21.55	21.89
1.4	1	0	16-QAM	21.58	21.77	22.15
1.4	1	3		21.58	21.71	22.10
1.4	1	5		21.28	21.78	22.19
1.4	3	0		21.42	21.62	22.06
1.4	3	1		21.43	21.58	22.03
1.4	3	3		21.15	21.58	22.04
1.4	6	0		20.40	20.59	20.94



LTE Band 5 Maximum Average Power [dBm]						
BW [MHz]	RB Size	RB Offset	Mod	Lowest	Middle	Highest
10	1	0	QPSK	22.38	22.41	22.40
10	1	25		22.37	22.39	22.35
10	1	49		22.35	22.34	22.38
10	25	0		21.37	21.43	21.41
10	25	12		21.35	21.36	21.22
10	25	25		21.30	21.37	21.37
10	50	0		21.47	21.48	21.44
10	1	0	16-QAM	21.55	21.66	21.59
10	1	25		21.64	21.62	21.53
10	1	49		21.69	21.59	21.61
10	25	0		20.44	20.46	20.47
10	25	12		20.55	20.44	20.39
10	25	25		20.47	20.40	20.37
10	50	0		20.60	20.48	20.47
5	1	0	QPSK	22.24	22.45	22.35
5	1	12		22.37	22.36	22.38
5	1	24		22.42	22.38	22.33
5	12	0		21.30	21.41	21.39
5	12	7		21.44	21.36	21.25
5	12	13		21.31	21.41	21.27
5	25	0		21.41	21.43	21.43
5	1	0	16-QAM	21.53	21.64	21.68
5	1	12		21.63	21.65	21.54
5	1	24		21.66	21.68	21.61
5	12	0		20.48	20.41	20.44
5	12	7		20.51	20.42	20.35
5	12	13		20.52	20.42	20.36
5	25	0		20.53	20.45	20.48



LTE Band 5 Maximum Average Power [dBm]						
BW [MHz]	RB Size	RB Offset	Mod	Lowest	Middle	Highest
3	1	0	QPSK	22.28	22.44	22.44
3	1	8		22.36	22.36	22.30
3	1	14		22.33	22.34	22.40
3	8	0		21.34	21.32	21.38
3	8	4		21.45	21.41	21.26
3	8	7		21.33	21.32	21.31
3	15	0		21.42	21.41	21.43
3	1	0	16-QAM	21.58	21.71	21.61
3	1	8		21.66	21.68	21.51
3	1	14		21.70	21.67	21.64
3	8	0		20.42	20.43	20.41
3	8	4		20.49	20.50	20.37
3	8	7		20.49	20.44	20.44
3	15	0		20.50	20.41	20.44
1.4	1	0	QPSK	22.17	22.30	22.31
1.4	1	3		22.18	22.30	22.31
1.4	1	5		22.19	22.29	22.33
1.4	3	0		22.20	22.26	22.26
1.4	3	1		22.18	22.32	22.29
1.4	3	3		22.19	22.32	22.29
1.4	6	0		21.22	21.34	21.34
1.4	1	0	16-QAM	21.56	21.70	21.59
1.4	1	3		21.45	21.69	21.55
1.4	1	5		21.55	21.66	21.70
1.4	3	0		21.26	21.40	21.49
1.4	3	1		21.35	21.36	21.44
1.4	3	3		21.32	21.35	21.41
1.4	6	0		20.33	20.42	20.46



LTE Band 7 Maximum Average Power [dBm]						
BW [MHz]	RB Size	RB Offset	Mod	Lowest	Middle	Highest
20	1	0	QPSK	22.81	22.85	22.75
20	1	49		22.65	22.73	22.68
20	1	99		22.77	22.80	22.73
20	50	0		21.75	21.85	21.78
20	50	24		21.69	21.83	21.71
20	50	50		21.74	21.82	21.74
20	100	0		21.76	21.88	21.82
20	1	0	16-QAM	21.85	21.97	21.83
20	1	49		21.80	21.96	21.88
20	1	99		21.97	22.01	22.09
20	50	0		20.74	20.90	20.76
20	50	24		20.73	20.87	20.83
20	50	50		20.83	20.85	20.98
20	100	0		20.81	20.96	20.98
15	1	0	QPSK	22.75	22.71	22.65
15	1	37		22.60	22.70	22.65
15	1	74		22.67	22.79	22.78
15	36	0		21.64	21.81	21.63
15	36	20		21.60	21.81	21.74
15	36	39		21.72	21.74	21.84
15	75	0		21.73	21.92	21.87
15	1	0	16-QAM	21.84	21.96	21.82
15	1	37		21.70	21.93	21.86
15	1	74		21.92	21.91	22.02
15	36	0		20.66	20.87	20.74
15	36	20		20.67	20.79	20.79
15	36	39		20.77	20.75	20.97
15	75	0		20.77	20.86	20.91



LTE Band 7 Maximum Average Power [dBm]						
BW [MHz]	RB Size	RB Offset	Mod	Lowest	Middle	Highest
10	1	0	QPSK	22.69	22.63	22.59
10	1	25		22.59	22.70	22.59
10	1	49		22.67	22.70	22.79
10	25	0		21.63	21.75	21.62
10	25	12		21.69	21.80	21.71
10	25	25		21.64	21.82	21.94
10	50	0		21.72	21.95	21.88
10	1	0	16-QAM	21.75	21.90	21.82
10	1	25		21.78	21.90	21.86
10	1	49		21.96	21.91	22.09
10	25	0		20.64	20.90	20.73
10	25	12		20.67	20.77	20.82
10	25	25		20.83	20.77	20.94
10	50	0		20.78	20.92	20.94
5	1	0	QPSK	22.73	22.72	22.65
5	1	12		22.64	22.69	22.60
5	1	24		22.70	22.80	22.81
5	12	0		21.70	21.82	21.60
5	12	7		21.63	21.81	21.78
5	12	13		21.71	21.74	21.85
5	25	0		21.75	21.89	21.86
5	1	0	16-QAM	21.79	21.89	21.75
5	1	12		21.71	21.86	21.81
5	1	24		21.94	21.92	21.99
5	12	0		20.74	20.84	20.74
5	12	7		20.69	20.77	20.82
5	12	13		20.76	20.82	20.92
5	25	0		20.78	20.89	20.94



LTE Band 12 Maximum Average Power [dBm]						
BW [MHz]	RB Size	RB Offset	Mod	Lowest	Middle	Highest
10	1	0	QPSK	22.36	22.48	22.38
10	1	25		22.33	22.24	22.25
10	1	49		22.35	22.31	22.35
10	25	0		21.45	21.48	21.46
10	25	12		21.34	21.33	21.29
10	25	25		21.42	21.35	21.30
10	50	0		21.49	21.50	21.42
10	1	0	16-QAM	21.50	21.60	21.65
10	1	25		21.71	21.60	21.55
10	1	49		21.56	21.61	21.65
10	25	0		20.41	20.47	20.31
10	25	12		20.57	20.42	20.25
10	25	25		20.53	20.43	20.41
10	50	0		20.59	20.51	20.49
5	1	0	QPSK	22.24	22.31	22.31
5	1	12		22.34	22.30	22.22
5	1	24		22.37	22.24	22.41
5	12	0		21.30	21.33	21.33
5	12	7		21.36	21.37	21.21
5	12	13		21.42	21.32	21.39
5	25	0		21.45	21.39	21.36
5	1	0	16-QAM	21.52	21.61	21.65
5	1	12		21.77	21.59	21.56
5	1	24		21.60	21.59	21.67
5	12	0		20.47	20.46	20.37
5	12	7		20.53	20.50	20.30
5	12	13		20.57	20.42	20.46
5	25	0		20.66	20.44	20.46



LTE Band 12 Maximum Average Power [dBm]						
BW [MHz]	RB Size	RB Offset	Mod	Lowest	Middle	Highest
3	1	0	QPSK	22.32	22.37	22.36
3	1	8		22.45	22.27	22.27
3	1	14		22.36	22.27	22.38
3	8	0		21.35	21.30	21.25
3	8	4		21.32	21.36	21.21
3	8	7		21.39	21.33	21.38
3	15	0		21.52	21.37	21.37
3	1	0	16-QAM	21.56	21.68	21.61
3	1	8		21.76	21.54	21.55
3	1	14		21.59	21.60	21.71
3	8	0		20.41	20.53	20.35
3	8	4		20.49	20.46	20.27
3	8	7		20.57	20.39	20.41
3	15	0		20.60	20.52	20.42
1.4	1	0	QPSK	22.21	22.27	22.27
1.4	1	3		22.22	22.19	22.24
1.4	1	5		22.29	22.26	22.25
1.4	3	0		22.18	22.26	22.22
1.4	3	1		22.21	22.21	22.19
1.4	3	3		22.23	22.20	22.24
1.4	6	0		21.27	21.31	21.32
1.4	1	0	16-QAM	21.60	21.61	21.60
1.4	1	3		21.59	21.58	21.58
1.4	1	5		21.59	21.57	21.56
1.4	3	0		21.25	21.32	21.32
1.4	3	1		21.25	21.36	21.29
1.4	3	3		21.33	21.30	21.32
1.4	6	0		20.29	20.41	20.37



LTE Band 17 Maximum Average Power [dBm]						
BW [MHz]	RB Size	RB Offset	Mod	Lowest	Middle	Highest
10	1	0	QPSK	22.41	22.45	22.36
10	1	25		22.24	22.19	22.25
10	1	49		22.34	22.44	22.35
10	25	0		21.41	21.46	21.39
10	25	12		21.32	21.26	21.30
10	25	25		21.33	21.36	21.37
10	50	0		21.27	21.39	21.32
10	1	0	16-QAM	21.73	21.62	21.59
10	1	25		21.55	21.49	21.50
10	1	49		21.76	21.73	21.66
10	25	0		20.45	20.46	20.28
10	25	12		20.36	20.30	20.25
10	25	25		20.42	20.45	20.49
10	50	0		20.42	20.36	20.45
5	1	0	QPSK	22.33	22.30	22.29
5	1	12		22.17	22.18	22.26
5	1	24		22.37	22.41	22.37
5	12	0		21.36	21.35	21.27
5	12	7		21.31	21.27	21.31
5	12	13		21.37	21.31	21.43
5	25	0		21.32	21.33	21.42
5	1	0	16-QAM	21.73	21.60	21.57
5	1	12		21.47	21.44	21.55
5	1	24		21.71	21.69	21.62
5	12	0		20.51	20.42	20.32
5	12	7		20.33	20.34	20.28
5	12	13		20.44	20.45	20.42
5	25	0		20.33	20.39	20.41



LTE Band 26 Maximum Average Power [dBm]						
BW [MHz]	RB Size	RB Offset	Mod	Lowest	Middle	Highest
15	1	0	QPSK	22.35	22.45	22.40
15	1	37		22.34	22.41	22.32
15	1	74		22.30	22.43	22.39
15	36	0		21.38	21.51	21.34
15	36	20		21.28	21.40	21.26
15	36	39		21.21	21.39	21.26
15	75	0		21.37	21.52	21.39
15	1	0	16-QAM	21.41	21.66	21.70
15	1	37		21.56	21.68	21.53
15	1	74		21.57	21.60	21.66
15	36	0		20.41	20.56	20.34
15	36	20		20.48	20.52	20.26
15	36	39		20.35	20.53	20.36
15	75	0		20.40	20.51	20.48
10	1	0	QPSK	22.21	22.43	22.35
10	1	25		22.24	22.39	22.27
10	1	49		22.30	22.41	22.37
10	25	0		21.30	21.45	21.39
10	25	12		21.32	21.39	21.24
10	25	25		21.34	21.41	21.33
10	50	0		21.36	21.48	21.38
10	1	0	16-QAM	21.46	21.64	21.66
10	1	25		21.51	21.66	21.49
10	1	49		21.62	21.66	21.65
10	25	0		20.38	20.59	20.40
10	25	12		20.44	20.58	20.31
10	25	25		20.40	20.53	20.37
10	50	0		20.42	20.58	20.49



LTE Band 26 Maximum Average Power [dBm]						
BW [MHz]	RB Size	RB Offset	Mod	Lowest	Middle	Highest
5	1	0	QPSK	22.19	22.40	22.34
5	1	12		22.28	22.42	22.34
5	1	24		22.34	22.39	22.32
5	12	0		21.32	21.49	21.38
5	12	7		21.42	21.37	21.24
5	12	13		21.31	21.46	21.26
5	25	0		21.29	21.42	21.38
5	1	0	16-QAM	21.50	21.59	21.61
5	1	12		21.60	21.64	21.48
5	1	24		21.59	21.69	21.63
5	12	0		20.37	20.59	20.43
5	12	7		20.42	20.48	20.28
5	12	13		20.44	20.48	20.44
5	25	0		20.48	20.50	20.50
3	1	0	QPSK	22.13	22.42	22.33
3	1	8		22.32	22.45	22.26
3	1	14		22.34	22.35	22.34
3	8	0		21.32	21.43	21.34
3	8	4		21.36	21.42	21.26
3	8	7		21.31	21.44	21.32
3	15	0		21.34	21.51	21.40
3	1	0	16-QAM	21.40	21.61	21.62
3	1	8		21.57	21.66	21.50
3	1	14		21.58	21.69	21.66
3	8	0		20.44	20.55	20.39
3	8	4		20.42	20.52	20.34
3	8	7		20.37	20.50	20.34
3	15	0		20.46	20.58	20.49



LTE Band 26 Maximum Average Power [dBm]						
BW [MHz]	RB Size	RB Offset	Mod	Lowest	Middle	Highest
1.4	1	0	QPSK	22.11	22.39	22.29
1.4	1	3		22.20	22.36	22.26
1.4	1	5		22.18	22.40	22.36
1.4	3	0		22.14	22.37	22.24
1.4	3	1		22.06	22.31	22.29
1.4	3	3		22.15	22.33	22.24
1.4	6	0		21.20	21.38	21.28
1.4	1	0	16-QAM	21.48	21.73	21.64
1.4	1	3		21.48	21.58	21.59
1.4	1	5		21.51	21.68	21.59
1.4	3	0		21.20	21.43	21.42
1.4	3	1		21.21	21.43	21.29
1.4	3	3		21.28	21.43	21.34
1.4	6	0		20.23	20.44	20.31



LTE Band 41 Maximum Average Power [dBm]						
BW [MHz]	RB Size	RB Offset	Mod	Lowest	Middle	Highest
20	1	0	QPSK	22.26	22.26	22.42
20	1	49		22.05	22.10	22.40
20	1	99		22.23	22.20	22.37
20	50	0		21.21	21.23	21.47
20	50	24		21.14	21.12	21.46
20	50	50		21.18	21.18	21.40
20	100	0		21.25	21.14	21.50
20	1	0	16-QAM	21.14	21.15	21.40
20	1	49		21.10	21.11	21.41
20	1	99		21.32	21.21	21.53
20	50	0		20.12	20.15	20.41
20	50	24		20.12	20.10	20.42
20	50	50		20.15	20.16	20.47
20	100	0		20.18	20.14	20.46
15	1	0	QPSK	22.14	22.08	22.27
15	1	37		22.07	22.05	22.30
15	1	74		22.16	22.26	22.39
15	36	0		21.04	21.06	21.33
15	36	20		21.16	21.21	21.29
15	36	39		21.08	21.12	21.45
15	75	0		21.05	21.18	21.50
15	1	0	16-QAM	21.09	21.24	21.26
15	1	37		21.27	21.17	21.54
15	1	74		21.44	21.20	21.49
15	36	0		20.28	20.31	20.21
15	36	20		20.24	20.18	20.26
15	36	39		20.27	20.36	20.49
15	75	0		20.14	20.30	20.60



LTE Band 41 Maximum Average Power [dBm]						
BW [MHz]	RB Size	RB Offset	Mod	Lowest	Middle	Highest
10	1	0	QPSK	22.05	22.28	22.41
10	1	25		22.06	22.23	22.40
10	1	49		22.39	22.26	22.39
10	25	0		21.23	21.15	21.46
10	25	12		21.06	21.30	21.61
10	25	25		21.31	21.09	21.36
10	50	0		21.12	21.22	21.57
10	1	0	16-QAM	21.04	21.04	21.60
10	1	25		21.11	21.04	21.45
10	1	49		21.36	21.38	21.38
10	25	0		20.24	20.33	20.27
10	25	12		20.09	20.15	20.22
10	25	25		20.00	20.19	20.57
10	50	0		20.18	20.09	20.58
5	1	0	QPSK	22.10	22.17	22.41
5	1	12		22.05	22.15	22.30
5	1	24		22.42	22.25	22.35
5	12	0		21.03	21.08	21.42
5	12	7		21.25	21.03	21.53
5	12	13		21.34	21.29	21.39
5	25	0		21.43	21.27	21.43
5	1	0	16-QAM	21.19	21.29	21.23
5	1	12		21.10	21.21	21.31
5	1	24		21.18	21.04	21.63
5	12	0		20.26	20.16	20.38
5	12	7		20.29	20.05	20.26
5	12	13		20.01	20.25	20.43
5	25	0		20.04	20.11	20.66



LTE Band 66 Maximum Average Power [dBm]						
BW [MHz]	RB Size	RB Offset	Mod	Lowest	Middle	Highest
20	1	0	QPSK	22.52	22.58	22.85
20	1	49		22.47	22.30	22.22
20	1	99		22.42	22.48	22.44
20	50	0		21.64	21.45	21.68
20	50	24		21.59	21.41	21.29
20	50	50		21.54	21.43	21.18
20	100	0		21.58	21.50	21.59
20	1	0	16-QAM	21.51	21.62	22.14
20	1	49		21.86	21.56	21.57
20	1	99		21.72	22.04	21.61
20	50	0		20.47	20.29	20.58
20	50	24		20.65	20.38	20.23
20	50	50		20.59	20.63	20.14
20	100	0		20.80	20.66	20.53
15	1	0	QPSK	22.34	22.32	22.83
15	1	37		22.68	22.25	22.23
15	1	74		22.46	22.48	22.34
15	36	0		21.57	21.34	21.56
15	36	20		21.75	21.44	21.26
15	36	39		21.56	21.66	21.21
15	75	0		21.79	21.69	21.55
15	1	0	16-QAM	21.48	21.59	22.12
15	1	37		21.91	21.56	21.53
15	1	74		21.73	22.02	21.66
15	36	0		20.45	20.25	20.53
15	36	20		20.66	20.35	20.27
15	36	39		20.53	20.56	20.17
15	75	0		20.75	20.69	20.56



LTE Band 66 Maximum Average Power [dBm]						
BW [MHz]	RB Size	RB Offset	Mod	Lowest	Middle	Highest
10	1	0	QPSK	22.38	22.37	22.74
10	1	25		22.63	22.29	22.15
10	1	49		22.43	22.50	22.35
10	25	0		21.57	21.36	21.61
10	25	12		21.67	21.46	21.29
10	25	25		21.56	21.69	21.18
10	50	0		21.79	21.66	21.53
10	1	0	16-QAM	21.51	21.64	22.14
10	1	25		21.85	21.49	21.56
10	1	49		21.70	22.09	21.70
10	25	0		20.48	20.33	20.59
10	25	12		20.73	20.38	20.30
10	25	25		20.62	20.64	20.17
10	50	0		20.77	20.64	20.48
5	1	0	QPSK	22.40	22.36	22.82
5	1	12		22.65	22.30	22.21
5	1	24		22.52	22.46	22.44
5	12	0		21.59	21.42	21.60
5	12	7		21.73	21.42	21.36
5	12	13		21.55	21.65	21.17
5	25	0		21.80	21.69	21.52
5	1	0	16-QAM	21.47	21.63	22.17
5	1	12		21.86	21.59	21.51
5	1	24		21.70	22.06	21.63
5	12	0		20.53	20.25	20.57
5	12	7		20.65	20.37	20.23
5	12	13		20.55	20.58	20.22
5	25	0		20.73	20.64	20.53



LTE Band 66 Maximum Average Power [dBm]						
BW [MHz]	RB Size	RB Offset	Mod	Lowest	Middle	Highest
3	1	0	QPSK	22.36	22.38	22.74
3	1	8		22.68	22.26	22.18
3	1	14		22.45	22.53	22.34
3	8	0		21.57	21.39	21.66
3	8	4		21.70	21.37	21.32
3	8	7		21.65	21.66	21.26
3	15	0		21.84	21.64	21.53
3	1	0	16-QAM	21.52	21.64	22.11
3	1	8		21.92	21.50	21.52
3	1	14		21.72	22.00	21.60
3	8	0		20.47	20.34	20.58
3	8	4		20.63	20.39	20.27
3	8	7		20.56	20.64	20.18
3	15	0		20.76	20.69	20.49
1.4	1	0	QPSK	22.36	22.34	22.46
1.4	1	3		22.19	22.32	22.43
1.4	1	5		22.27	22.42	22.46
1.4	3	0		22.03	22.19	22.31
1.4	3	1		22.04	22.25	22.30
1.4	3	3		22.08	22.34	22.34
1.4	6	0		21.08	21.24	21.25
1.4	1	0	16-QAM	21.37	21.59	21.73
1.4	1	3		21.52	21.62	21.66
1.4	1	5		21.47	21.59	21.64
1.4	3	0		21.05	21.14	21.32
1.4	3	1		20.72	21.14	21.35
1.4	3	3		21.13	21.31	21.37
1.4	6	0		20.00	20.19	20.12



Appendix B. Test Results of ERP/EIRP and Radiated Test

ERP/EIRP

LTE Band 2 / 1.4MHz (Average) (GT - LC = 1.44 dB)							
Channel	Mode	RB		Conducted		EIRP	
		Size	Offset	Power (dBm)	Power (Watts)	EIRP(dBm)	EIRP(W)
Lowest	QPSK	1	0	22.70	0.1862	24.14	0.2594
Middle		1	0	22.84	0.1923	24.28	0.2679
Highest		1	0	22.57	0.1807	24.01	0.2518
Lowest	16QAM	1	0	21.90	0.1549	23.34	0.2158
Middle		1	0	21.89	0.1545	23.33	0.2153
Highest		1	0	21.78	0.1507	23.22	0.2099
Limit	EIRP < 2W			Result		PASS	

LTE Band 2 / 3MHz (Average) (GT - LC = 1.44 dB)							
Channel	Mode	RB		Conducted		EIRP	
		Size	Offset	Power (dBm)	Power (Watts)	EIRP(dBm)	EIRP(W)
Lowest	QPSK	1	0	22.73	0.1875	24.17	0.2612
Middle		1	0	22.86	0.1932	24.30	0.2692
Highest		1	0	22.58	0.1811	24.02	0.2523
Lowest	16QAM	1	0	21.59	0.1442	23.03	0.2009
Middle		1	0	21.93	0.1560	23.37	0.2173
Highest		1	0	21.75	0.1496	23.19	0.2084
Limit	EIRP < 2W			Result		PASS	

LTE Band 2 / 5MHz (Average) (GT - LC = 1.44 dB)							
Channel	Mode	RB		Conducted		EIRP	
		Size	Offset	Power (dBm)	Power (Watts)	EIRP(dBm)	EIRP(W)
Lowest	QPSK	1	0	22.73	0.1875	24.17	0.2612
Middle		1	0	22.86	0.1932	24.30	0.2692
Highest		1	0	22.54	0.1795	23.98	0.2500
Lowest	16QAM	1	0	21.59	0.1442	23.03	0.2009
Middle		1	0	21.99	0.1581	23.43	0.2203
Highest		1	0	21.69	0.1476	23.13	0.2056
Limit	EIRP < 2W			Result		PASS	



LTE Band 2 / 10MHz (Average) (GT - LC = 1.44 dB)							
Channel	Mode	RB		Conducted		EIRP	
		Size	Offset	Power (dBm)	Power (Watts)	EIRP(dBm)	EIRP(W)
Lowest	QPSK	1	0	22.73	0.1875	24.17	0.2612
Middle		1	0	22.81	0.1910	24.25	0.2661
Highest		1	0	22.59	0.1816	24.03	0.2529
Lowest	16QAM	1	0	21.66	0.1466	23.10	0.2042
Middle		1	0	21.98	0.1578	23.42	0.2198
Highest		1	0	21.68	0.1472	23.12	0.2051
Limit	EIRP < 2W			Result		PASS	

LTE Band 2 / 15MHz (Average) (GT - LC = 1.44 dB)							
Channel	Mode	RB		Conducted		EIRP	
		Size	Offset	Power (dBm)	Power (Watts)	EIRP(dBm)	EIRP(W)
Lowest	QPSK	1	0	22.79	0.1901	24.23	0.2649
Middle		1	0	22.82	0.1914	24.26	0.2667
Highest		1	0	22.62	0.1828	24.06	0.2547
Lowest	16QAM	1	0	21.65	0.1462	23.09	0.2037
Middle		1	0	21.92	0.1556	23.36	0.2168
Highest		1	0	21.70	0.1479	23.14	0.2061
Limit	EIRP < 2W			Result		PASS	

LTE Band 2 / 20MHz (Average) (GT - LC = 1.44 dB)							
Channel	Mode	RB		Conducted		EIRP	
		Size	Offset	Power (dBm)	Power (Watts)	EIRP(dBm)	EIRP(W)
Lowest	QPSK	1	0	22.75	0.1884	24.19	0.2624
Middle		1	0	22.87	0.1936	24.31	0.2698
Highest		1	0	22.56	0.1803	24.00	0.2512
Lowest	16QAM	1	0	21.80	0.1514	23.24	0.2109
Middle		1	0	21.92	0.1556	23.36	0.2168
Highest		1	0	21.68	0.1472	23.12	0.2051
Limit	EIRP < 2W			Result		PASS	



LTE Band 4 / 1.4MHz (Average) (GT - LC = 1.1 dB)							
Channel	Mode	RB		Conducted		EIRP	
		Size	Offset	Power (dBm)	Power (Watts)	EIRP(dBm)	EIRP(W)
Lowest	QPSK	1	5	22.44	0.1754	23.54	0.2259
Middle		1	5	22.52	0.1786	23.62	0.2301
Highest		1	5	22.98	0.1986	24.08	0.2559
Lowest	16QAM	1	5	21.28	0.1343	22.38	0.1730
Middle		1	5	21.78	0.1507	22.88	0.1941
Highest		1	5	22.19	0.1656	23.29	0.2133
Limit	EIRP < 1W			Result		PASS	

LTE Band 4 / 3MHz (Average) (GT - LC = 1.1 dB)							
Channel	Mode	RB		Conducted		EIRP	
		Size	Offset	Power (dBm)	Power (Watts)	EIRP(dBm)	EIRP(W)
Lowest	QPSK	1	14	22.71	0.1866	23.81	0.2404
Middle		1	14	22.48	0.1770	23.58	0.2280
Highest		1	14	22.93	0.1963	24.03	0.2529
Lowest	16QAM	1	14	21.97	0.1574	23.07	0.2028
Middle		1	14	21.50	0.1413	22.60	0.1820
Highest		1	14	22.12	0.1629	23.22	0.2099
Limit	EIRP < 1W			Result		PASS	

LTE Band 4 / 5MHz (Average) (GT - LC = 1.1 dB)							
Channel	Mode	RB		Conducted		EIRP	
		Size	Offset	Power (dBm)	Power (Watts)	EIRP(dBm)	EIRP(W)
Lowest	QPSK	1	24	22.73	0.1875	23.83	0.2415
Middle		1	24	22.50	0.1778	23.60	0.2291
Highest		1	24	22.99	0.1991	24.09	0.2564
Lowest	16QAM	1	24	21.94	0.1563	23.04	0.2014
Middle		1	24	21.57	0.1435	22.67	0.1849
Highest		1	24	22.14	0.1637	23.24	0.2109
Limit	EIRP < 1W			Result		PASS	



LTE Band 4 / 10MHz (Average) (GT - LC = 1.1 dB)							
Channel	Mode	RB		Conducted		EIRP	
		Size	Offset	Power (dBm)	Power (Watts)	EIRP(dBm)	EIRP(W)
Lowest	QPSK	1	0	22.53	0.1791	23.63	0.2307
Middle		1	0	22.92	0.1959	24.02	0.2523
Highest		1	0	22.66	0.1845	23.76	0.2377
Lowest	16QAM	1	0	21.80	0.1514	22.90	0.1950
Middle		1	0	22.09	0.1618	23.19	0.2084
Highest		1	0	21.79	0.1510	22.89	0.1945
Limit	EIRP < 1W			Result		PASS	

LTE Band 4 / 15MHz (Average) (GT - LC = 1.1 dB)							
Channel	Mode	RB		Conducted		EIRP	
		Size	Offset	Power (dBm)	Power (Watts)	EIRP(dBm)	EIRP(W)
Lowest	QPSK	1	74	22.75	0.1884	23.85	0.2427
Middle		1	74	22.40	0.1738	23.50	0.2239
Highest		1	74	22.99	0.1991	24.09	0.2564
Lowest	16QAM	1	74	21.99	0.1581	23.09	0.2037
Middle		1	74	21.53	0.1422	22.63	0.1832
Highest		1	74	22.18	0.1652	23.28	0.2128
Limit	EIRP < 1W			Result		PASS	

LTE Band 4 / 20MHz (Average) (GT - LC = 1.1 dB)							
Channel	Mode	RB		Conducted		EIRP	
		Size	Offset	Power (dBm)	Power (Watts)	EIRP(dBm)	EIRP(W)
Lowest	QPSK	1	0	22.83	0.1919	23.93	0.2472
Middle		1	0	22.84	0.1923	23.94	0.2477
Highest		1	0	22.81	0.1910	23.91	0.2460
Lowest	16QAM	1	99	22.02	0.1592	23.12	0.2051
Middle		1	99	21.57	0.1435	22.67	0.1849
Highest		1	99	22.18	0.1652	23.28	0.2128
Limit	EIRP < 1W			Result		PASS	



LTE Band 5 / 1.4MHz (Average) (GT - LC = 1.17 dB)							
Channel	Mode	RB		Conducted		ERP	
		Size	Offset	Power (dBm)	Power (Watts)	ERP(dBm)	ERP(W)
Lowest	QPSK	1	5	22.19	0.1656	21.21	0.1321
Middle		1	5	22.29	0.1694	21.31	0.1352
Highest		1	5	22.33	0.1710	21.35	0.1365
Lowest	16QAM	1	0	21.56	0.1432	20.58	0.1143
Middle		1	0	21.70	0.1479	20.72	0.1180
Highest		1	0	21.59	0.1442	20.61	0.1151
Limit	ERP < 7W			Result		PASS	

LTE Band 5 / 3MHz (Average) (GT - LC = 1.17 dB)							
Channel	Mode	RB		Conducted		ERP	
		Size	Offset	Power (dBm)	Power (Watts)	ERP(dBm)	ERP(W)
Lowest	QPSK	1	0	22.28	0.1690	21.30	0.1349
Middle		1	0	22.44	0.1754	21.46	0.1400
Highest		1	0	22.44	0.1754	21.46	0.1400
Lowest	16QAM	1	0	21.58	0.1439	20.60	0.1148
Middle		1	0	21.71	0.1483	20.73	0.1183
Highest		1	0	21.61	0.1449	20.63	0.1156
Limit	ERP < 7W			Result		PASS	

LTE Band 5 / 5MHz (Average) (GT - LC = 1.17 dB)							
Channel	Mode	RB		Conducted		ERP	
		Size	Offset	Power (dBm)	Power (Watts)	ERP(dBm)	ERP(W)
Lowest	QPSK	1	0	22.24	0.1675	21.26	0.1337
Middle		1	0	22.45	0.1758	21.47	0.1403
Highest		1	0	22.35	0.1718	21.37	0.1371
Lowest	16QAM	1	0	21.53	0.1422	20.55	0.1135
Middle		1	0	21.64	0.1459	20.66	0.1164
Highest		1	0	21.68	0.1472	20.70	0.1175
Limit	ERP < 7W			Result		PASS	



LTE Band 5 / 10MHz (Average) (GT - LC = 1.17 dB)							
Channel	Mode	RB		Conducted		ERP	
		Size	Offset	Power (dBm)	Power (Watts)	ERP(dBm)	ERP(W)
Lowest	QPSK	1	0	22.38	0.1730	21.40	0.1380
Middle		1	0	22.41	0.1742	21.43	0.1390
Highest		1	0	22.40	0.1738	21.42	0.1387
Lowest	16QAM	1	49	21.69	0.1476	20.71	0.1178
Middle		1	49	21.59	0.1442	20.61	0.1151
Highest		1	49	21.61	0.1449	20.63	0.1156
Limit	ERP < 7W			Result		PASS	



LTE Band 7 / 5MHz (Average) (GT - LC = 2.05 dB)							
Channel	Mode	RB		Conducted		EIRP	
		Size	Offset	Power (dBm)	Power (Watts)	EIRP(dBm)	EIRP(W)
Lowest	QPSK	1	24	22.70	0.1862	24.75	0.2985
Middle		1	24	22.80	0.1905	24.85	0.3055
Highest		1	24	22.81	0.1910	24.86	0.3062
Lowest	16QAM	1	24	21.94	0.1563	23.99	0.2506
Middle		1	24	21.92	0.1556	23.97	0.2495
Highest		1	24	21.99	0.1581	24.04	0.2535
Limit	EIRP < 2W			Result		PASS	

LTE Band 7 / 10MHz (Average) (GT - LC = 2.05 dB)							
Channel	Mode	RB		Conducted		EIRP	
		Size	Offset	Power (dBm)	Power (Watts)	EIRP(dBm)	EIRP(W)
Lowest	QPSK	1	49	22.67	0.1849	24.72	0.2965
Middle		1	49	22.70	0.1862	24.75	0.2985
Highest		1	49	22.79	0.1901	24.84	0.3048
Lowest	16QAM	1	49	21.96	0.1570	24.01	0.2518
Middle		1	49	21.91	0.1552	23.96	0.2489
Highest		1	49	22.09	0.1618	24.14	0.2594
Limit	EIRP < 2W			Result		PASS	

LTE Band 7 / 15MHz (Average) (GT - LC = 2.05 dB)							
Channel	Mode	RB		Conducted		EIRP	
		Size	Offset	Power (dBm)	Power (Watts)	EIRP(dBm)	EIRP(W)
Lowest	QPSK	1	74	22.67	0.1849	24.72	0.2965
Middle		1	74	22.79	0.1901	24.84	0.3048
Highest		1	74	22.78	0.1897	24.83	0.3041
Lowest	16QAM	1	74	21.92	0.1556	23.97	0.2495
Middle		1	74	21.91	0.1552	23.96	0.2489
Highest		1	74	22.02	0.1592	24.07	0.2553
Limit	EIRP < 2W			Result		PASS	



LTE Band 7 / 20MHz (Average) (GT - LC = 2.05 dB)							
Channel	Mode	RB		Conducted		EIRP	
		Size	Offset	Power (dBm)	Power (Watts)	EIRP(dBm)	EIRP(W)
Lowest	QPSK	1	0	22.81	0.1910	24.86	0.3062
Middle		1	0	22.85	0.1928	24.90	0.3090
Highest		1	0	22.75	0.1884	24.80	0.3020
Lowest	16QAM	1	99	21.97	0.1574	24.02	0.2523
Middle		1	99	22.01	0.1589	24.06	0.2547
Highest		1	99	22.09	0.1618	24.14	0.2594
Limit	EIRP < 2W			Result		PASS	



LTE Band 12 / 1.4MHz (Average) (GT - LC = -1.95 dB)							
Channel	Mode	RB		Conducted		ERP	
		Size	Offset	Power (dBm)	Power (Watts)	ERP(dBm)	ERP(W)
Lowest	QPSK	1	5	22.29	0.1694	18.19	0.0659
Middle		1	5	22.26	0.1683	18.16	0.0655
Highest		1	5	22.25	0.1679	18.15	0.0653
Lowest	16QAM	1	0	21.60	0.1445	17.50	0.0562
Middle		1	0	21.61	0.1449	17.51	0.0564
Highest		1	0	21.60	0.1445	17.50	0.0562
Limit	ERP < 3W			Result		PASS	

LTE Band 12 / 3MHz (Average) (GT - LC = -1.95 dB)							
Channel	Mode	RB		Conducted		ERP	
		Size	Offset	Power (dBm)	Power (Watts)	ERP(dBm)	ERP(W)
Lowest	QPSK	1	8	22.45	0.1758	18.35	0.0684
Middle		1	8	22.27	0.1687	18.17	0.0656
Highest		1	8	22.27	0.1687	18.17	0.0656
Lowest	16QAM	1	8	21.76	0.1500	17.66	0.0583
Middle		1	8	21.54	0.1426	17.44	0.0555
Highest		1	8	21.55	0.1429	17.45	0.0556
Limit	ERP < 3W			Result		PASS	

LTE Band 12 / 5MHz (Average) (GT - LC = -1.95 dB)							
Channel	Mode	RB		Conducted		ERP	
		Size	Offset	Power (dBm)	Power (Watts)	ERP(dBm)	ERP(W)
Lowest	QPSK	1	24	22.37	0.1726	18.27	0.0671
Middle		1	24	22.24	0.1675	18.14	0.0652
Highest		1	24	22.41	0.1742	18.31	0.0678
Lowest	16QAM	1	12	21.77	0.1503	17.67	0.0585
Middle		1	12	21.59	0.1442	17.49	0.0561
Highest		1	12	21.56	0.1432	17.46	0.0557
Limit	ERP < 3W			Result		PASS	



LTE Band 12 / 10MHz (Average) (GT - LC = -1.95 dB)							
Channel	Mode	RB		Conducted		ERP	
		Size	Offset	Power (dBm)	Power (Watts)	ERP(dBm)	ERP(W)
Lowest	QPSK	1	0	22.36	0.1722	18.26	0.0670
Middle		1	0	22.48	0.1770	18.38	0.0689
Highest		1	0	22.38	0.1730	18.28	0.0673
Lowest	16QAM	1	25	21.71	0.1483	17.61	0.0577
Middle		1	25	21.60	0.1445	17.50	0.0562
Highest		1	25	21.55	0.1429	17.45	0.0556
Limit	ERP < 3W			Result		PASS	



LTE Band 17 / 5MHz (Average) (GT - LC = -1.95 dB)							
Channel	Mode	RB		Conducted		ERP	
		Size	Offset	Power (dBm)	Power (Watts)	ERP(dBm)	ERP(W)
Lowest	QPSK	1	24	22.37	0.1726	18.27	0.0671
Middle		1	24	22.41	0.1742	18.31	0.0678
Highest		1	24	22.37	0.1726	18.27	0.0671
Lowest	16QAM	1	0	21.73	0.1489	17.63	0.0579
Middle		1	0	21.60	0.1445	17.50	0.0562
Highest		1	0	21.57	0.1435	17.47	0.0558
Limit	ERP < 3W			Result		PASS	

LTE Band 17 / 10MHz (Average) (GT - LC = -1.95 dB)							
Channel	Mode	RB		Conducted		ERP	
		Size	Offset	Power (dBm)	Power (Watts)	ERP(dBm)	ERP(W)
Lowest	QPSK	1	0	22.41	0.1742	18.31	0.0678
Middle		1	0	22.45	0.1758	18.35	0.0684
Highest		1	0	22.36	0.1722	18.26	0.0670
Lowest	16QAM	1	49	21.76	0.1500	17.66	0.0583
Middle		1	49	21.73	0.1489	17.63	0.0579
Highest		1	49	21.66	0.1466	17.56	0.0570
Limit	ERP < 3W			Result		PASS	



LTE Band 41 / 5MHz (Average) (GT - LC = 2.3 dB)							
Channel	Mode	RB		Conducted		EIRP	
		Size	Offset	Power (dBm)	Power (Watts)	EIRP(dBm)	EIRP(W)
Lowest	QPSK	1	24	22.42	0.1746	24.72	0.2965
Middle		1	24	22.25	0.1679	24.55	0.2851
Highest		1	24	22.35	0.1718	24.65	0.2917
Lowest	16QAM	1	24	21.18	0.1312	23.48	0.2228
Middle		1	24	21.04	0.1271	23.34	0.2158
Highest		1	24	21.63	0.1455	23.93	0.2472
Limit	EIRP < 2W			Result		PASS	

LTE Band 41 / 10MHz (Average) (GT - LC = 2.3 dB)							
Channel	Mode	RB		Conducted		EIRP	
		Size	Offset	Power (dBm)	Power (Watts)	EIRP(dBm)	EIRP(W)
Lowest	QPSK	1	0	22.05	0.1603	24.35	0.2723
Middle		1	0	22.28	0.1690	24.58	0.2871
Highest		1	0	22.41	0.1742	24.71	0.2958
Lowest	16QAM	1	0	21.04	0.1271	23.34	0.2158
Middle		1	0	21.04	0.1271	23.34	0.2158
Highest		1	0	21.60	0.1445	23.90	0.2455
Limit	EIRP < 2W			Result		PASS	

LTE Band 41 / 15MHz (Average) (GT - LC = 2.3 dB)							
Channel	Mode	RB		Conducted		EIRP	
		Size	Offset	Power (dBm)	Power (Watts)	EIRP(dBm)	EIRP(W)
Lowest	QPSK	1	74	22.16	0.1644	24.46	0.2793
Middle		1	74	22.26	0.1683	24.56	0.2858
Highest		1	74	22.39	0.1734	24.69	0.2944
Lowest	16QAM	1	37	21.27	0.1340	23.57	0.2275
Middle		1	37	21.17	0.1309	23.47	0.2223
Highest		1	37	21.54	0.1426	23.84	0.2421
Limit	EIRP < 2W			Result		PASS	



LTE Band 41 / 20MHz (Average) (GT - LC = 2.3 dB)							
Channel	Mode	RB		Conducted		EIRP	
		Size	Offset	Power (dBm)	Power (Watts)	EIRP(dBm)	EIRP(W)
Lowest	QPSK	1	0	22.26	0.1683	24.56	0.2858
Middle		1	0	22.26	0.1683	24.56	0.2858
Highest		1	0	22.42	0.1746	24.72	0.2965
Lowest	16QAM	1	99	21.32	0.1355	23.62	0.2301
Middle		1	99	21.21	0.1321	23.51	0.2244
Highest		1	99	21.53	0.1422	23.83	0.2415
Limit	EIRP < 2W			Result		PASS	



LTE Band 26 / 1.4MHz (Average) (GT - LC = 1.39 dB)							
Channel	Mode	RB		Conducted		ERP	
		Size	Offset	Power (dBm)	Power (Watts)	ERP(dBm)	ERP(W)
Lowest	QPSK	1	5	22.18	0.1652	21.42	0.1387
Middle		1	5	22.40	0.1738	21.64	0.1459
Highest		1	5	22.36	0.1722	21.60	0.1445
Lowest	16QAM	1	0	21.48	0.1406	20.72	0.1180
Middle		1	0	21.73	0.1489	20.97	0.1250
Highest		1	0	21.64	0.1459	20.88	0.1225
Limit	ERP < 7W			Result		PASS	

LTE Band 26 / 3MHz (Average) (GT - LC = 1.39 dB)							
Channel	Mode	RB		Conducted		ERP	
		Size	Offset	Power (dBm)	Power (Watts)	ERP(dBm)	ERP(W)
Lowest	QPSK	1	8	22.32	0.1706	21.56	0.1432
Middle		1	8	22.45	0.1758	21.69	0.1476
Highest		1	8	22.26	0.1683	21.50	0.1413
Lowest	16QAM	1	14	21.58	0.1439	20.82	0.1208
Middle		1	14	21.69	0.1476	20.93	0.1239
Highest		1	14	21.66	0.1466	20.90	0.1230
Limit	ERP < 7W			Result		PASS	

LTE Band 26 / 5MHz (Average) (GT - LC = 1.39 dB)							
Channel	Mode	RB		Conducted		ERP	
		Size	Offset	Power (dBm)	Power (Watts)	ERP(dBm)	ERP(W)
Lowest	QPSK	1	12	22.28	0.1690	21.52	0.1419
Middle		1	12	22.42	0.1746	21.66	0.1466
Highest		1	12	22.34	0.1714	21.58	0.1439
Lowest	16QAM	1	24	21.59	0.1442	20.83	0.1211
Middle		1	24	21.69	0.1476	20.93	0.1239
Highest		1	24	21.63	0.1455	20.87	0.1222
Limit	ERP < 7W			Result		PASS	



LTE Band 26 / 10MHz (Average) (GT - LC = 1.39 dB)							
Channel	Mode	RB		Conducted		ERP	
		Size	Offset	Power (dBm)	Power (Watts)	ERP(dBm)	ERP(W)
Lowest	QPSK	1	0	22.21	0.1663	21.45	0.1396
Middle		1	0	22.43	0.1750	21.67	0.1469
Highest		1	0	22.35	0.1718	21.59	0.1442
Lowest	16QAM	1	0	21.46	0.1400	20.70	0.1175
Middle		1	0	21.64	0.1459	20.88	0.1225
Highest		1	0	21.66	0.1466	20.90	0.1230
Limit	ERP < 7W			Result		PASS	

LTE Band 26 / 15MHz (Average) (GT - LC = 1.39 dB)							
Channel	Mode	RB		Conducted		ERP	
		Size	Offset	Power (dBm)	Power (Watts)	ERP(dBm)	ERP(W)
Lowest	QPSK	1	0	22.35	0.1718	21.59	0.1442
Middle		1	0	22.45	0.1758	21.69	0.1476
Highest		1	0	22.40	0.1738	21.64	0.1459
Lowest	16QAM	1	0	21.41	0.1384	20.65	0.1161
Middle		1	0	21.66	0.1466	20.90	0.1230
Highest		1	0	21.70	0.1479	20.94	0.1242
Limit	ERP < 7W			Result		PASS	



LTE Band 66 / 1.4MHz (Average) (GT - LC = 1.1 dB)							
Channel	Mode	RB		Conducted		EIRP	
		Size	Offset	Power (dBm)	Power (Watts)	EIRP(dBm)	EIRP(W)
Lowest	QPSK	1	0	22.36	0.1722	23.46	0.2218
Middle		1	0	22.34	0.1714	23.44	0.2208
Highest		1	0	22.46	0.1762	23.56	0.2270
Lowest	16QAM	1	0	21.37	0.1371	22.47	0.1766
Middle		1	0	21.59	0.1442	22.69	0.1858
Highest		1	0	21.73	0.1489	22.83	0.1919
Limit	EIRP < 1W			Result		PASS	

LTE Band 66 / 3MHz (Average) (GT - LC = 1.1 dB)							
Channel	Mode	RB		Conducted		EIRP	
		Size	Offset	Power (dBm)	Power (Watts)	EIRP(dBm)	EIRP(W)
Lowest	QPSK	1	0	22.36	0.1722	23.46	0.2218
Middle		1	0	22.38	0.1730	23.48	0.2228
Highest		1	0	22.74	0.1879	23.84	0.2421
Lowest	16QAM	1	0	21.52	0.1419	22.62	0.1828
Middle		1	0	21.64	0.1459	22.74	0.1879
Highest		1	0	22.11	0.1626	23.21	0.2094
Limit	EIRP < 1W			Result		PASS	

LTE Band 66 / 5MHz (Average) (GT - LC = 1.1 dB)							
Channel	Mode	RB		Conducted		EIRP	
		Size	Offset	Power (dBm)	Power (Watts)	EIRP(dBm)	EIRP(W)
Lowest	QPSK	1	0	22.40	0.1738	23.50	0.2239
Middle		1	0	22.36	0.1722	23.46	0.2218
Highest		1	0	22.82	0.1914	23.92	0.2466
Lowest	16QAM	1	0	21.47	0.1403	22.57	0.1807
Middle		1	0	21.63	0.1455	22.73	0.1875
Highest		1	0	22.17	0.1648	23.27	0.2123
Limit	EIRP < 1W			Result		PASS	



LTE Band 66 / 10MHz (Average) (GT - LC = 1.1 dB)							
Channel	Mode	RB		Conducted		EIRP	
		Size	Offset	Power (dBm)	Power (Watts)	EIRP(dBm)	EIRP(W)
Lowest	QPSK	1	0	22.38	0.1730	23.48	0.2228
Middle		1	0	22.37	0.1726	23.47	0.2223
Highest		1	0	22.74	0.1879	23.84	0.2421
Lowest	16QAM	1	0	21.51	0.1416	22.61	0.1824
Middle		1	0	21.64	0.1459	22.74	0.1879
Highest		1	0	22.14	0.1637	23.24	0.2109
Limit	EIRP < 1W			Result		PASS	

LTE Band 66 / 15MHz (Average) (GT - LC = 1.1 dB)							
Channel	Mode	RB		Conducted		EIRP	
		Size	Offset	Power (dBm)	Power (Watts)	EIRP(dBm)	EIRP(W)
Lowest	QPSK	1	0	22.34	0.1714	23.44	0.2208
Middle		1	0	22.32	0.1706	23.42	0.2198
Highest		1	0	22.83	0.1919	23.93	0.2472
Lowest	16QAM	1	0	21.48	0.1406	22.58	0.1811
Middle		1	0	21.59	0.1442	22.69	0.1858
Highest		1	0	22.12	0.1629	23.22	0.2099
Limit	EIRP < 1W			Result		PASS	

LTE Band 66 / 20MHz (Average) (GT - LC = 1.1 dB)							
Channel	Mode	RB		Conducted		EIRP	
		Size	Offset	Power (dBm)	Power (Watts)	EIRP(dBm)	EIRP(W)
Lowest	QPSK	1	0	22.52	0.1786	23.62	0.2301
Middle		1	0	22.58	0.1811	23.68	0.2333
Highest		1	0	22.85	0.1928	23.95	0.2483
Lowest	16QAM	1	0	21.51	0.1416	22.61	0.1824
Middle		1	0	21.62	0.1452	22.72	0.1871
Highest		1	0	22.14	0.1637	23.24	0.2109
Limit	EIRP < 1W			Result		PASS	



Radiated Spurious Emission

LTE Band 2

LTE Band 2/ 20MHz / QPSK								
Channel	Frequency (MHz)	EIRP (dBm)	Limit (dBm)	Over Limit (dB)	S.G. Power (dBm)	TX Cable loss (dB)	TX Antenna Gain (dBi)	Polarization (H/V)
Lowest	3702	-59.69	-13	-46.69	-66.26	1.848	8.42	H
	5553	-56.24	-13	-43.24	-64.60	2.32	10.68	H
	7404	-50.41	-13	-37.41	-59.74	2.61	11.94	H
								H
								H
								H
	3702	-59.23	-13	-46.23	-65.80	1.85	8.42	V
	5553	-57.09	-13	-44.09	-65.45	2.32	10.68	V
	7404	-48.99	-13	-35.99	-58.32	2.61	11.94	V
								V
								V
								V
Middle	3741	-57.55	-13	-44.55	-64.12	1.848	8.42	H
	5613	-56.15	-13	-43.15	-64.51	2.32	10.68	H
	7485	-53.20	-13	-40.20	-62.53	2.61	11.94	H
								H
								H
								H
	3741	-59.25	-13	-46.25	-65.82	1.85	8.42	V
	5613	-58.06	-13	-45.06	-66.42	2.32	10.68	V
	7485	-52.56	-13	-39.56	-61.89	2.61	11.94	V
								V
								V
								V



Highest	3783	-60.04	-13	-47.04	-66.61	1.848	8.42	H
	5673.27	-57.40	-13	-44.40	-65.76	2.32	10.68	H
	7560	-55.24	-13	-42.24	-64.57	2.61	11.94	H
								H
								H
								H
								H
	3783	-60.24	-13	-47.24	-66.81	1.85	8.42	V
	5673	-58.82	-13	-45.82	-67.18	2.32	10.68	V
	7560	-55.42	-13	-42.42	-64.75	2.61	11.94	V
								V
								V
								V
								V

Remark: Spurious emissions within 30-1000MHz were found more than 20dB below limit line.



LTE Band 7

LTE Band 7 / 20MHz / QPSK								
Channel	Frequency (MHz)	EIRP (dBm)	Limit (dBm)	Over Limit (dB)	S.G. Power (dBm)	TX Cable loss (dB)	TX Antenna Gain (dBi)	Polarization (H/V)
Lowest	5004	-50.49	-25	-25.49	-58.52	2.18	10.21	H
	7500	-56.40	-25	-31.40	-65.71	2.69	12.00	H
	10008	-45.22	-25	-20.22	-54.93	3.19	12.90	H
	12506	-59.12	-25	-34.12	-69.82	3.70	14.39	H
	15003	-47.88	-25	-22.88	-59.42	4.20	15.74	H
								H
								H
	5004	-51.56	-25	-26.56	-59.59	2.18	10.21	V
	7500	-58.50	-25	-33.50	-67.81	2.69	12.00	V
	10008	-51.71	-25	-26.71	-61.42	3.19	12.90	V
	12506	-57.86	-25	-32.86	-68.56	3.70	14.39	V
	15003	-49.43	-25	-24.43	-60.97	4.20	15.74	V
								V
								V
Middle	5052	-54.07	-25	-29.07	-62.10	2.18	10.21	H
	7578	-57.86	-25	-32.86	-67.17	2.69	12.00	H
	10104	-61.81	-25	-36.81	-71.52	3.19	12.90	H
	12630	-60.17	-25	-35.17	-70.87	3.70	14.39	H
	15157	-50.95	-25	-25.95	-62.49	4.20	15.74	H
								H
								H
	5052	-51.59	-25	-26.59	-59.62	2.18	10.21	V
	7578	-59.42	-25	-34.42	-68.73	2.69	12.00	V
	10107	-53.45	-25	-28.45	-63.16	3.19	12.90	V
	12630.45	-59.22	-25	-34.22	-69.92	3.70	14.39	V
	15157	-45.15	-25	-20.15	-56.69	4.20	15.74	V
								V
								V



Highest	5136	-40.98	-25	-15.98	-50.80	2.30	12.13	H
	7704	-33.42	-25	-8.42	-42.04	2.11	10.73	H
	10272	-45.11	-25	-20.11	-54.79	2.23	11.91	H
	12840	-51.65	-25	-26.65	-62.02	2.52	12.89	H
	15414	-46.87	-25	-21.87	-59.60	2.44	15.17	H
								H
								H
	5136	-43.60	-25	-18.60	-53.42	2.30	12.13	V
	7704	-36.40	-25	-11.40	-45.02	2.11	10.73	V
	10272	-47.19	-25	-22.19	-56.87	2.23	11.91	V
	12840	-53.22	-25	-28.22	-63.59	2.52	12.89	V
	15414	-40.65	-25	-15.65	-53.38	2.44	15.17	V
								V
								V

Remark: Spurious emissions within 30-1000MHz were found more than 20dB below limit line.



LTE Band 12

LTE Band 12 / 10MHz / QPSK									
Channel	Frequency (MHz)	ERP (dBm)	Limit (dBm)	Over Limit (dB)	S.G. Power (dBm)	TX Cable loss (dB)	TX Antenna Gain (dBi)	Polarization (H/V)	
Lowest	1400	-44.61	-13	-31.61	-49.09	1.21	5.68	H	
	2098	-44.65	-13	-31.65	-48.91	1.54	5.80	H	
	2798	-51.21	-13	-38.21	-57.36	1.73	7.88	H	
	3498	-51.28	-13	-38.28	-58.55	1.98	9.25	H	
									H
									H
									H
	1398	-41.04	-13	-28.04	-45.52	1.21	5.68	V	
	2098	-44.27	-13	-31.27	-48.53	1.54	5.80	V	
	2798	-58.27	-13	-45.27	-64.42	1.73	7.88	V	
	3498	-54.12	-13	-41.12	-61.39	1.98	9.25	V	
									V
									V
									V
Middle	1406	-43.78	-13	-30.78	-48.26	1.21	5.68	H	
	2109	-44.52	-13	-31.52	-48.78	1.54	5.80	H	
	2812	-50.64	-13	-37.64	-56.79	1.73	7.88	H	
	3516	-50.50	-13	-37.50	-57.77	1.98	9.25	H	
									H
									H
									H
	1406	-40.59	-13	-27.59	-45.07	1.21	5.68	V	
	2109	-44.47	-13	-31.47	-48.73	1.54	5.80	V	
	2812	-57.27	-13	-44.27	-63.42	1.73	7.88	V	
	3516	-55.72	-13	-42.72	-62.99	1.98	9.25	V	
									V
									V
									V



Highest	1412	-41.80	-13	-28.80	-46.28	1.21	5.68	H
	2120	-46.14	-13	-33.14	-50.40	1.54	5.80	H
	2826	-52.79	-13	-39.79	-58.94	1.73	7.88	H
	3534	-50.65	-13	-37.65	-57.92	1.98	9.25	H
								H
								H
								H
	1414	-40.34	-13	-27.34	-44.82	1.21	5.68	V
	2120	-42.72	-13	-29.72	-46.98	1.54	5.80	V
	2826	-55.51	-13	-42.51	-61.66	1.73	7.88	V
	3534	-54.42	-13	-41.42	-61.69	1.98	9.25	V
								V
								V
								V

Remark: Spurious emissions within 30-1000MHz were found more than 20dB below limit line.



LTE Band 26

LTE Band 26 / 10MHz / QPSK								
Channel	Frequency (MHz)	ERP (dBm)	Limit (dBm)	Over Limit (dB)	S.G. Power (dBm)	TX Cable loss (dB)	TX Antenna Gain (dBi)	Polarization (H/V)
Lowest	1650	-57.11	-13	-44.11	-61.59	1.21	5.68	H
	2473.77	-53.83	-13	-40.83	-58.09	1.54	5.80	H
	3297	-58.89	-13	-45.89	-65.04	1.73	7.88	H
								H
								H
								H
								H
	1648	-58.03	-13	-45.03	-62.51	1.21	5.68	V
	2474	-54.16	-13	-41.16	-58.42	1.54	5.80	V
	3297	-58.24	-13	-45.24	-64.39	1.73	7.88	V
								V
								V
								V
								V
Middle	1664	-58.36	-13	-45.36	-62.84	1.21	5.68	H
	2496	-51.44	-13	-38.44	-55.70	1.54	5.80	H
	3327	-56.87	-13	-43.87	-63.02	1.73	7.88	H
								H
								H
								H
								H
	1664	-55.36	-13	-42.36	-59.84	1.21	5.68	V
	2496	-53.34	-13	-40.34	-57.60	1.54	5.80	V
	3327	-57.28	-13	-44.28	-63.43	1.73	7.88	V
								V
								V
								V
								V



Highest	1680	-58.36	-13	-45.36	-62.84	1.21	5.68	H
	2518	-54.74	-13	-41.74	-59.00	1.54	5.80	H
	3357	-59.30	-13	-46.30	-65.45	1.73	7.88	H
								H
								H
								H
								H
	1678	-58.26	-13	-45.26	-62.74	1.21	5.68	V
	2518	-54.72	-13	-41.72	-58.98	1.54	5.80	V
	3357	-59.93	-13	-46.93	-66.08	1.73	7.88	V
								V
								V
								V
								V

Remark: Spurious emissions within 30-1000MHz were found more than 20dB below limit line.



LTE Band 26 / 15MHz / QPSK								
Channel	Frequency (MHz)	ERP (dBm)	Limit (dBm)	Over Limit (dB)	S.G. Power (dBm)	TX Cable loss (dB)	TX Antenna Gain (dBi)	Polarization (H/V)
Lowest	1650	-55.99	-13	-42.99	-60.47	1.21	5.68	H
	2474	-52.10	-13	-39.10	-56.36	1.54	5.80	H
	3300	-59.62	-13	-46.62	-65.77	1.73	7.88	H
								H
								H
								H
								H
	1650	-57.93	-13	-44.93	-62.41	1.21	5.68	V
	2474	-53.44	-13	-40.44	-57.70	1.54	5.80	V
	3300	-56.96	-13	-43.96	-63.11	1.73	7.88	V
								V
								V
								V
								V
Middle	1660	-56.84	-13	-43.84	-61.32	1.21	5.68	H
	2490	-54.00	-13	-41.00	-58.26	1.54	5.80	H
	3318	-56.58	-13	-43.58	-62.73	1.73	7.88	H
								H
								H
								H
								H
	1660	-59.84	-13	-46.84	-64.32	1.21	5.68	V
	2490	-49.51	-13	-36.51	-53.77	1.54	5.80	V
	3318	-56.33	-13	-43.33	-62.48	1.73	7.88	V
								V
								V
								V
								V



Highest	1670	-57.46	-13	-44.46	-61.94	1.21	5.68	H
	2505	-55.42	-13	-42.42	-59.68	1.54	5.80	H
	3339	-58.90	-13	-45.90	-65.05	1.73	7.88	H
								H
								H
								H
								H
	1670	-57.26	-13	-44.26	-61.74	1.21	5.68	V
	2505	-53.07	-13	-40.07	-57.33	1.54	5.80	V
	3339	-57.87	-13	-44.87	-64.02	1.73	7.88	V
								V
								V
								V
								V

Remark: Spurious emissions within 30-1000MHz were found more than 20dB below limit line.



LTE Band 41

LTE Band 41 / 20MHz / QPSK								
Channel	Frequency (MHz)	EIRP (dBm)	Limit (dBm)	Over Limit (dB)	S.G. Power (dBm)	TX Cable loss (dB)	TX Antenna Gain (dBi)	Polarization (H/V)
Lowest	4992	-51.65	-25	-26.65	-59.68	2.18	10.21	H
	7488	-37.78	-25	-12.78	-47.09	2.69	12.00	H
	9990	-58.59	-25	-33.59	-68.30	3.19	12.90	H
	12486	-59.32	-25	-34.32	-68.85	4.05	13.58	H
								H
								H
								H
	4992	-51.98	-25	-26.98	-60.01	2.18	10.21	V
	7488	-46.37	-25	-21.37	-55.68	2.69	12.00	V
	9990	-57.16	-25	-32.16	-66.87	3.19	12.90	V
	12486	-59.57	-25	-34.57	-69.10	4.05	13.58	V
								V
								V
								V
Middle	5166	-47.91	-25	-22.91	-55.94	2.18	10.21	H
	7752	-38.99	-25	-13.99	-48.30	2.69	12.00	H
	10332	-58.14	-25	-33.14	-67.85	3.19	12.90	H
								H
								H
								H
								H
	5166	-49.16	-25	-24.16	-57.19	2.18	10.21	V
	7752	-43.59	-25	-18.59	-52.90	2.69	12.00	V
	10332	-59.37	-25	-34.37	-69.08	3.19	12.90	V
								V
								V
								V
								V



Highest	5340	-47.13	-25	-22.13	-55.16	2.18	10.21	H
	8010	-48.10	-25	-23.10	-57.41	2.69	12.00	H
	10683	-57.70	-25	-32.70	-67.41	3.19	12.90	H
	13356	-56.25	-25	-31.25	-65.78	4.05	13.58	H
								H
								H
								H
	5340	-45.60	-25	-20.60	-53.63	2.18	10.21	V
	8010	-46.61	-25	-21.61	-55.92	2.69	12.00	V
	10683	-57.93	-25	-32.93	-67.64	3.19	12.90	V
	13356	-57.57	-25	-32.57	-67.10	4.05	13.58	V
								V
								V
								V

Remark: Spurious emissions within 30-1000MHz were found more than 20dB below limit line.



LTE Band 66

LTE Band 66 / 20MHz / QPSK								
Channel	Frequency (MHz)	EIRP (dBm)	Limit (dBm)	Over Limit (dB)	S.G. Power (dBm)	TX Cable loss (dB)	TX Antenna Gain (dBi)	Polarization (H/V)
Lowest	3420	-54.63	-13	-41.63	-60.95	1.81	8.13	H
	5133	-54.74	-13	-41.74	-62.72	2.222	10.20	H
	6844	-47.17	-13	-34.17	-55.99	2.54	11.36	H
	8556	-53.30	-13	-40.30	-62.91	2.89	12.50	H
	10269	-39.54	-13	-26.54	-49.18	3.26	12.90	H
								H
								H
	3420	-55.01	-13	-42.01	-61.33	1.81	8.13	V
	5133	-54.70	-13	-41.70	-62.68	2.222	10.20	V
	6844	-44.73	-13	-31.73	-53.55	2.54	11.36	V
	8556	-53.16	-13	-40.16	-62.77	2.888	12.50	V
	10269	-42.83	-13	-29.83	-52.47	3.263	12.90	V
								V
								V
Middle	3474	-54.61	-13	-41.61	-60.93	1.81	8.13	H
	5208.27	-53.38	-13	-40.38	-61.36	2.222	10.20	H
	6944	-50.31	-13	-37.31	-59.13	2.54	11.36	H
	8682	-52.50	-13	-39.50	-62.11	2.89	12.50	H
								H
								H
								H
	3474	-56.39	-13	-43.39	-62.71	1.81	8.13	V
	5208	-51.21	-13	-38.21	-59.19	2.222	10.20	V
	6944	-51.68	-13	-38.68	-60.50	2.54	11.36	V
	8681	-52.09	-13	-39.09	-61.70	2.888	12.50	V
								V
								V
								V



Highest	3522	-55.57	-13	-42.57	-61.89	1.81	8.13	H
	5283	-50.69	-13	-37.69	-58.67	2.222	10.20	H
	7044	-45.45	-13	-32.45	-54.27	2.54	11.36	H
	8806	-52.41	-13	-39.41	-62.02	2.89	12.50	H
	10566	-42.50	-13	-29.50	-52.14	3.26	12.90	H
								H
								H
	3522	-55.75	-13	-42.75	-62.07	1.81	8.13	V
	5280	-45.47	-13	-32.47	-53.45	2.222	10.20	V
	7044	-44.62	-13	-31.62	-53.44	2.54	11.36	V
	8806	-51.79	-13	-38.79	-61.40	2.888	12.50	V
	10566	-46.66	-13	-33.66	-56.30	3.263	12.90	V
								V
								V

Remark: Spurious emissions within 30-1000MHz were found more than 20dB below limit line.