


Appendix C. Setup Photographs


<Radiated Emission>

Y Plane for LTE Band 5

LF




HF




Y Plane for LTE Band 4/26/41/2(for Sample 2)

LF




HF



X Plane for LTE Band 7/12

LF




HF




Z Plane for LTE Band 13(for Sample 2)

LF




HF



LTE Band 2/13/25

LF



HF

