



FCC RF Test Report

APPLICANT : LC Future Center
EQUIPMENT : Tablet PC
BRAND NAME : Lenovo
MODEL NAME : TP00089A
FCC ID : 2AJN7-TP00089ASI
STANDARD : 47 CFR Part 2, 22(H), 24(E), 27(L), 27(M), 27(F), 27(H)
CLASSIFICATION : PCS Licensed Transmitter (PCB)

The product were integrated the WWAN module (Model Name: EM7455, FCC ID: N7NEM7455) and the BT/WLAN module: 2x2 PCIe M.2 1216 SD adapter card (Brand Name: Intel, Model Name: 8265D2W, FCC ID: PD98265D2) during the test.

The product was received on Sep. 08, 2017 and completely tested on Nov. 17, 2017. We, Sporton International (Kunshan) Inc., would like to declare that the tested sample has been evaluated in accordance with the test procedures given in ANSI/TIA-603-E and the testing has shown the tested sample to be in compliance with the applicable technical standards.

The test results in this report apply exclusively to the tested model / sample. Without written approval of Sporton International (Kunshan) Inc., the test report shall not be reproduced except in full.

Approved by: James Huang / Manager



Sporton International (Kunshan) Inc.

No.3-2 Ping-Xiang Rd, Kunshan Development Zone Kunshan City Jiangsu Province 215335 China



TABLE OF CONTENTS

REVISION HISTORY..... 3
SUMMARY OF TEST RESULT 4
1 GENERAL DESCRIPTION 6
1.1 Applicant 6
1.2 Manufacturer 6
1.3 Product Feature of Equipment Under Test..... 6
1.4 Product Specification of Equipment Under Test..... 7
1.5 Modification of EUT 8
1.6 Maximum ERP/EIRP Power 8
1.7 Testing Location 11
1.8 Applicable Standards..... 11
2 TEST CONFIGURATION OF EQUIPMENT UNDER TEST 12
2.1 Test Mode 12
2.2 Connection Diagram of Test System 14
2.3 Support Unit used in test configuration and system 15
2.4 Frequency List of Low/Middle/High Channels 16
3 CONDUCTED TEST ITEMS 20
3.1 Measuring Instruments 20
3.2 Test Setup 20
3.3 Test Result of Conducted Test 20
3.4 Conducted Output Power and ERP/EIRP 21
4 RADIATED TEST ITEMS 22
4.1 Measuring Instruments 22
4.2 Test Setup 22
4.3 Test Result of Radiated Test 22
4.4 Radiated Spurious Emission 23
5 LIST OF MEASURING EQUIPMENT 24
6 UNCERTAINTY OF EVALUATION 25
APPENDIX A. TEST RESULTS OF CONDUCTED TEST
APPENDIX B. TEST RESULTS OF RADIATED TEST
APPENDIX C. TEST SETUP PHOTOGRAPHS



SUMMARY OF TEST RESULT

Report Section	FCC Rule	Description	Limit	Result	Remark
3.4	§2.1046	Conducted Output Power	Reporting Only	PASS	-
	§22.913(a)(2)	Effective Radiated Power (Band 5) (Band 26)	ERP < 7 Watt	PASS	-
	§27.50(b)(10) §27.50(c)(10)	Effective Radiated Power (Band 12) (Band 13)	ERP < 3 Watt	PASS	-
	§24.232(c) §27.50(h)(2)	Equivalent Isotropic Radiated Power (Band 2)(Band 25) (Band 7) (Band 41)	EIRP < 2Watt	PASS	-
	§27.50(d)(4)	Equivalent Isotropic Radiated Power (Band 4)	EIRP < 1Watt	PASS	-
-	§24.232(d)	Peak-to-Average Ratio	<13 dB	PASS	1
-	§2.1049	Occupied Bandwidth	Reporting Only	PASS	1
-	§2.1051 §22.917(a) §24.238(a) §27.53(c)(2)(4) §27.53(g) §27.53(h)	Conducted Band Edge Measurement (Band 2) (Band 4) (Band 5) (Band 26) (Band 12) (Band 13) (Band 25)	< 43+10log ₁₀ (P[Watts])	PASS	1
	§27.53(m)(4)	Conducted Band Edge Measurement (Band 7) (Band 41)	§27.53(m)(4)		
-	§2.1051 §22.917(a) §24.238(a) §27.53(c)(2) §27.53(g) §27.53(h)	Conducted Spurious Emission (Band 2) (Band 4) (Band 5) (Band 12) (Band 13) (Band 25) (Band 26)	< 43+10log ₁₀ (P[Watts])	PASS	1
	§2.1051 §27.53(m)(4)	Conducted Spurious Emission (Band 7) (Band 41)	< 55+10log ₁₀ (P[Watts])		
-	§2.1055 §22.355	Frequency Stability Temperature & Voltage	< 2.5 ppm for Part 22	PASS	1
	§2.1055 §24.235 §27.54		Within Authorized Band		



Report Section	FCC Rule	Description	Limit	Result	Remark
4.4	§2.1053 §22.917(a) §24.238(a) §27.53(c)(2) §27.53(f) §27.53(g) §27.53(h)	Radiated Spurious Emission (Band 2) (Band 4) (Band 5) (Band 12) (Band 13) (Band 25) (Band 26)	$< 43 + 10\log_{10}(P[\text{Watts}])$	PASS	Under limit 13.61 dB at 1560.00 MHz
	§2.1053 §27.53(m)(4)	Radiated Spurious Emission (Band 7) (Band 41)	$< 55 + 10\log_{10}(P[\text{Watts}])$		

Remark 1: The conducted test items were leverage from module RF report "B15W50341-FCC-RF_Rev2".



1 General Description

1.1 Applicant

LC Future Center

7F., No.780,Beian Rd., Zhongshan Dist.,Taipei. Taiwan

1.2 Manufacturer

Lenovo PC HK Limited

23/F, Lincoln House, Taikoo Place 979 King's Road, Quarry Bay, HongKong

1.3 Product Feature of Equipment Under Test

Product Feature	
Equipment	Tablet PC
Brand Name	Lenovo
Model Name	TP00089A
FCC ID	2AJN7-TP00089ASI
EUT supports Radios application	WCDMA/HSPA/DC-HSDPA/ HSPA+ (16QAM uplink is not supported)/LTE WLAN 2.4GHz 802.11b/g/n HT20/HT40 WLAN 5GHz 802.11a/n HT20/HT40 WLAN 5GHz 802.11ac VHT20/VHT40/VHT80 Bluetooth v3.0+EDR/ Bluetooth v4.0 LE/ Bluetooth v4.1 LE
IMEI Code	Radiation: 351822080258248 for Sample 1 014583000472224 for Sample 2 Conducted: 014583000473123
HW Version	1.0
SW Version	Win 10 Pro 10.0.15063
EUT Stage	Identical Prototype

Remark:

1. The above EUT's information was declared by manufacturer. Please refer to the specifications or user's manual for more detailed description.
2. There are two samples of EUT, the only difference between two samples are just for the WWAN antenna and WLAN/BT antenna with different suppliers, they are equivalent-type antennas , antenna type and gain are all the same between sample 1 and sample 2 . According to the difference, we evaluate sample 1 for full test, sample 2 only verified the worst cases of sample 1 for RSE test item.



1.4 Product Specification of Equipment Under Test

Standards-related Product Specification	
Tx Frequency	LTE Band 2 : 1850.7 MHz ~ 1909.3 MHz LTE Band 4 : 1710.7 MHz ~ 1754.3 MHz LTE Band 5 : 824.7 MHz ~ 848.3 MHz LTE Band 7 : 2502.5 MHz ~ 2567.5 MHz LTE Band 12 : 699.7 MHz ~ 715.3 MHz LTE Band 13 : 779.5 MHz ~ 784.5 MHz LTE Band 25 : 1850.7MHz ~ 1914.3 MHz LTE Band 26 : 824.7MHz ~ 848.3 MHz LTE Band 41 : 2498.5 MHz ~ 2687.5 MHz
Rx Frequency	LTE Band 2 : 1930.7 MHz ~ 1989.3 MHz LTE Band 4 : 2110.7 MHz ~ 2154.3 MHz LTE Band 5 : 869.7 MHz ~ 893.3 MHz LTE Band 7 : 2622.5MHz ~ 2687.5 MHz LTE Band 12 : 729.7 MHz ~ 745.3 MHz LTE Band 13 : 748.5 MHz ~ 753.5 MHz LTE Band 25 : 1930.7MHz ~ 1994.3 MHz LTE Band 26 : 869.7MHz ~ 893.3MHz LTE Band 41 : 2498.5 MHz ~ 2687.5 MHz
Bandwidth	LTE Band 2 : 1.4MHz / 3MHz / 5MHz / 10MHz / 15MHz / 20MHz LTE Band 4 : 1.4MHz / 3MHz / 5MHz / 10MHz / 15MHz / 20MHz LTE Band 5 : 1.4MHz / 3MHz / 5MHz / 10MHz LTE Band 7 : 5MHz / 10MHz / 15MHz / 20MHz LTE Band 12 : 1.4MHz / 3MHz / 5MHz / 10MHz LTE Band 13 : 5MHz / 10MHz LTE Band 25 : 1.4MHz / 3MHz / 5MHz / 10MHz / 15MHz / 20MHz LTE Band 26 : 1.4MHz / 3MHz / 5MHz / 10MHz / 15MHz LTE Band 41 : 5MHz / 10MHz / 15MHz / 20MHz
Maximum Output Power to Antenna	LTE Band 2 : 23.13 dBm LTE Band 4 : 23.33 dBm LTE Band 5 : 22.95 dBm LTE Band 7 : 21.50 dBm LTE Band 12 : 23.24 dBm LTE Band 13 : 22.80 dBm LTE Band 25 : 23.46 dBm LTE Band 26 : 23.00 dBm LTE Band 41 : 22.33 dBm
Antenna Gain	LTE Band 2 : -2.5 dBi LTE Band 4 : -3.4 dBi LTE Band 5 : -3.0 dBi LTE Band 7 : -3.5 dBi LTE Band 12 : -5.6 dBi LTE Band 13 : -3.5 dBi LTE Band 25 : -2.5 dBi LTE Band 26 : -3.0 dBi LTE Band 41 : -3.5 dBi
Type of Modulation	QPSK / 16QAM



1.5 Modification of EUT

No modifications are made to the EUT during all test items.

1.6 Maximum ERP/EIRP Power

LTE Band 2		QPSK	16QAM
BW (MHz)	Frequency Range (MHz)	Maximum EIRP(W)	Maximum EIRP(W)
1.4	1850.7 ~ 1909.3	0.1130	0.0975
3	1851.5 ~ 1908.5	0.1151	0.0953
5	1852.5 ~ 1907.5	0.1148	0.0982
10	1855.0 ~ 1905.0	0.1151	0.0957
15	1857.5 ~ 1902.5	0.1138	0.0971
20	1860.0 ~ 1900.0	0.1156	0.0984
LTE Band 25		QPSK	16QAM
BW (MHz)	Frequency Range (MHz)	Maximum EIRP(W)	Maximum EIRP(W)
1.4	1850.7 ~ 1914.3	0.1194	0.1000
3	1851.5 ~ 1913.5	0.1247	0.1000
5	1852.5 ~ 1912.5	0.1180	0.0998
10	1855.0 ~ 1910.0	0.1175	0.0998
15	1857.5 ~ 1907.5	0.1222	0.0984
20	1860.0 ~ 1905.0	0.1140	0.0966
LTE Band 4		QPSK	16QAM
BW (MHz)	Frequency Range (MHz)	Maximum EIRP(W)	Maximum EIRP(W)
1.4	1710.7 ~ 1754.3	0.0979	0.0813
3	1711.5 ~ 1753.5	0.0979	0.0805
5	1712.5 ~ 1752.5	0.0984	0.0811
10	1715.0 ~ 1750.0	0.0982	0.0809
15	1717.5 ~ 1747.5	0.0946	0.0793
20	1720.0 ~ 1745.0	0.0951	0.0804



LTE Band 5		QPSK	16QAM
BW (MHz)	Frequency Range (MHz)	Maximum ERP(W)	Maximum ERP(W)
1.4	824.7 ~ 848.3	0.0579	0.0482
3	825.5 ~ 847.5	0.0603	0.0473
5	826.5 ~ 846.5	0.0558	0.0476
10	829.0 ~ 844.0	0.0552	0.0461
LTE Band 7		QPSK	16QAM
BW (MHz)	Frequency Range (MHz)	Maximum EIRP(W)	Maximum EIRP(W)
5	2502.5 ~ 2567.5	0.0579	0.0627
10	2505.0 ~ 2565.0	0.0579	0.0631
15	2507.5 ~ 2562.5	0.0600	0.0617
20	2510.0 ~ 2560.0	0.0596	0.0618
LTE Band 12		QPSK	16QAM
BW (MHz)	Frequency Range (MHz)	Maximum ERP(W)	Maximum ERP(W)
1.4	699.7 ~ 715.3	0.0354	0.0299
3	700.5 ~ 714.5	0.0352	0.0297
5	701.5 ~ 713.5	0.0341	0.0294
10	704.0 ~ 711.0	0.0341	0.0286
LTE Band 13		QPSK	16QAM
BW (MHz)	Frequency Range (MHz)	Maximum ERP(W)	Maximum ERP(W)
5	779.5 ~ 784.5	0.0518	0.0456
10	782.0	0.0519	0.0438



LTE Band 26		QPSK	16QAM
BW (MHz)	Frequency Range (MHz)	Maximum EIRP(W)	Maximum EIRP(W)
1.4	824.7 ~ 848.3	0.0583	0.0498
3	825.5 ~ 847.5	0.0596	0.0502
5	826.5 ~ 846.5	0.0578	0.0494
10	829.0 ~ 844.0	0.0568	0.0488
15	831.5 ~ 841.5	0.0605	0.0605
CH26765	821.5	0.0610	0.0522
LTE Band 41		QPSK	16QAM
BW (MHz)	Frequency Range (MHz)	Maximum EIRP(W)	Maximum EIRP(W)
5	2498.5 ~ 2687.5	0.0748	0.0624
10	2501.0 ~ 2685.0	0.0764	0.0627
15	2503.5 ~ 2682.5	0.0755	0.0617
20	2506.0 ~ 2680.0	0.0752	0.0601



1.7 Testing Location

Sporton International (Kunshan) Inc. is accredited to ISO 17025 by National Voluntary Laboratory Accreditation Program (NVLAP code: 600155-0) and the FCC designation No is CN5013.

Test Site	Sporton International (Kunshan) Inc.		
Test Site Location	No.3-2 Ping-Xiang Rd, Kunshan Development Zone Kunshan City Jiangsu Province 215335 China TEL : +86-512-57900158 FAX : +86-512-57900958		
Test Site No.	Sporton Site No.		FCC Test Firm Registration No.
	TH01-KS	03CH03-KS	630927

Note: The test site complies with ANSI C63.4 2014 requirement.

1.8 Applicable Standards

According to the specifications of the manufacturer, the EUT must comply with the requirements of the following standards:

- ♦ 47 CFR Part 2, 22(H), 24(E), 27(L), 27(M), 27(F), 27(H)
- ♦ ANSI/TIA-603-E
- ♦ FCC KDB 971168 D01 Power Meas License Digital Systems v03
- ♦ FCC KDB 412172 D01 Determining ERP and EIRP v01r01

Remark:

1. All test items were verified and recorded according to the standards and without any deviation during the test.
2. This EUT has also been tested and complied with the requirements of FCC Part 15, Subpart B, recorded in a separate test report.



2 Test Configuration of Equipment Under Test

2.1 Test Mode

Antenna port conducted and radiated test items listed below are performed according to KDB 971168 D01 Power Meas License Digital Systems v03 with maximum output power.

Radiated measurements are performed by rotating the EUT in three different orthogonal test planes to find the maximum emission.

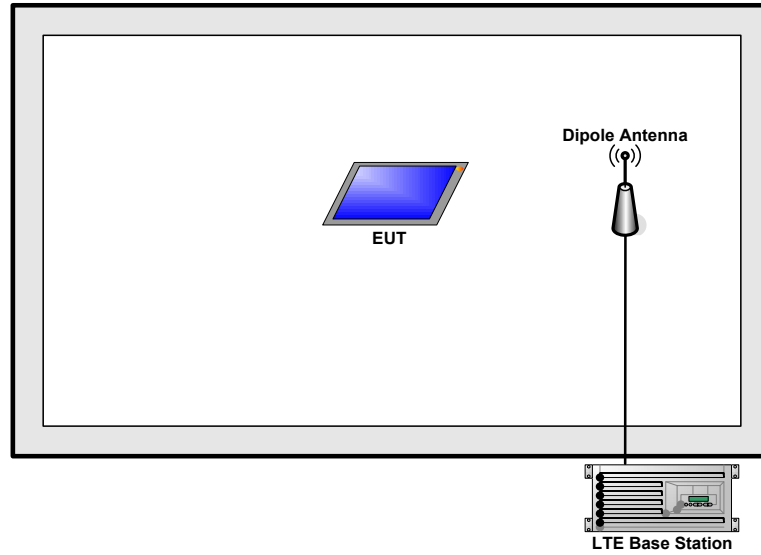
Test Items	Band	Bandwidth (MHz)						Modulation		RB #			Test Channel		
		1.4	3	5	10	15	20	QPSK	16QAM	1	Half	Full	L	M	H
Max. Output Power	2	✓	✓	✓	✓	✓	✓	✓	✓	✓	✓	✓	✓	✓	✓
	4	✓	✓	✓	✓	✓	✓	✓	✓	✓	✓	✓	✓	✓	✓
	5	✓	✓	✓	✓	-	-	✓	✓	✓	✓	✓	✓	✓	✓
	7	-	-	✓	✓	✓	✓	✓	✓	✓	✓	✓	✓	✓	✓
	12	✓	✓	✓	✓	-	-	✓	✓	✓	✓	✓	✓	✓	✓
	13	-	-	✓		-	-	✓	✓	✓	✓	✓	✓	✓	✓
	13	-	-		✓	-	-	✓	✓	✓	✓	✓		✓	
	25	✓	✓	✓	✓	✓	✓	✓	✓	✓	✓	✓	✓	✓	✓
	26	✓	✓	✓	✓	✓	-	✓	✓	✓	✓	✓	✓	✓	✓
	41	-	-	✓	✓	✓	✓	✓	✓	✓	✓	✓	✓	✓	✓
E.R.P./ E.I.R.P.	2	✓	✓	✓	✓	✓	✓	✓	✓	✓			✓	✓	✓
	4	✓	✓	✓	✓	✓	✓	✓	✓	✓			✓	✓	✓
	5	✓	✓	✓	✓	-	-	✓	✓	✓			✓	✓	✓
	7	-	-	✓	✓	✓	✓	✓	✓	✓			✓	✓	✓
	12	✓	✓	✓	✓	-	-	✓	✓	✓			✓	✓	✓
	13	-	-	✓		-	-	✓	✓	✓			✓	✓	✓
	13	-	-		✓	-	-	✓	✓	✓				✓	
	25	✓	✓	✓	✓	✓	✓	✓	✓	✓			✓	✓	✓
	26	✓	✓	✓	✓	✓	-	✓	✓	✓			✓	✓	✓
	41	-	-	✓	✓	✓	✓	✓	✓	✓			✓	✓	✓



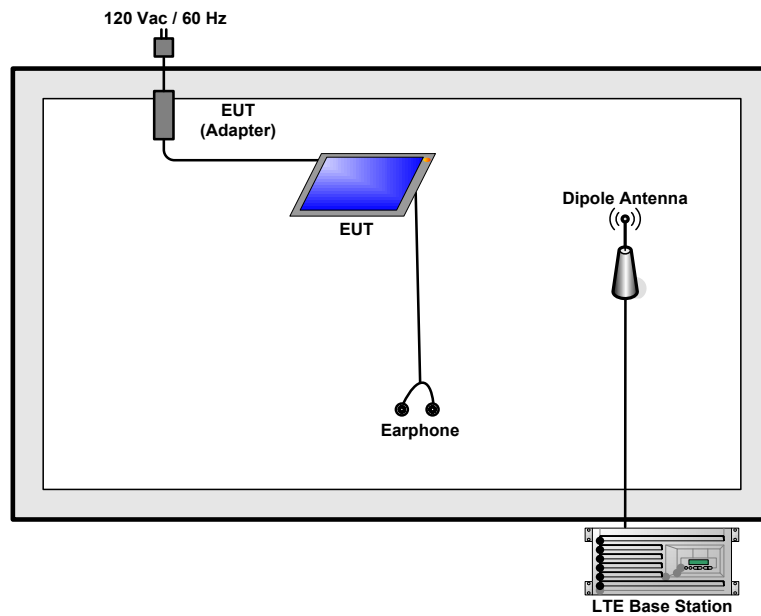
Test Items	Band	Bandwidth (MHz)						Modulation		RB #			Test Channel		
		1.4	3	5	10	15	20	QPSK	16QAM	1	Half	Full	L	M	H
Radiated Spurious Emission	2	v	v	v	v	v	v	v		v			v	v	v
	2	v						v		v				v	
	4	v	v	v	v	v	v	v		v			v	v	v
	4			v				v		v				v	
	5	v	v	v	v	-	-	v		v			v	v	v
	7	-	-	v	v	v	v	v		v			v	v	v
	7						v	v		v			v		
	12	v	v	v	v	-	-	v		v			v	v	v
	12				v			v		v				v	
	13	-	-	v		-	-	v		v			v	v	v
	13				v			v		v				v	
	13			v				v		v					v
	25	v	v	v	v	v	v	v		v			v	v	v
	26	v	v	v	v	v	-	v		v			v	v	v
	26			v				v		v			v		
41	-	-	v	v	v	v	v		v			v	v	v	
Note	<ol style="list-style-type: none"> The mark "v" means that this configuration is chosen for testing The mark "-" means that this bandwidth is not supported. The device is investigated from 30MHz to 10 times of fundamental signal for radiated spurious emission test under different RB size/offset and modulations in exploratory test. Subsequently, only the worst case emissions are reported. Radiated Spurious Emission for LTE Band 2(BW1.4)/4(BW5)/7(BW20)/12(BW10)/13(BW5)/26(BW5) with Sample 2 														

2.2 Connection Diagram of Test System

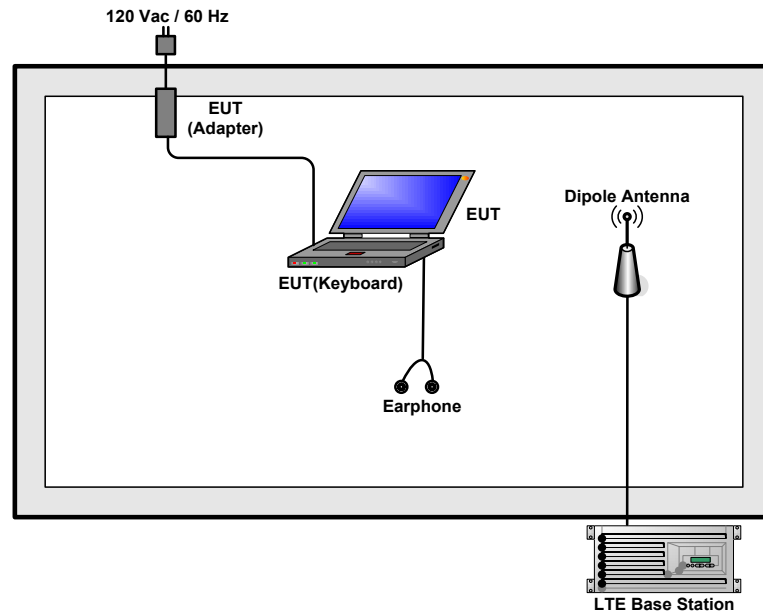
LTE Band 5/13(for Sample 2)



LTE Band 4/7/12/26/41/2(for Sample 2)



LTE Band 2/13/25



2.3 Support Unit used in test configuration and system

Item	Equipment	Trade Name	Model No.	FCC ID	Data Cable	Power Cord
1.	LTE Base Station	Anritsu	MT8820C	N/A	N/A	Unshielded, 1.8 m
2.	DC Power Supply	GW INSTEK	GPS-3030D	N/A	N/A	Unshielded, 1.8 m
3.	Earphone	Lenovo	LH102	N/A	Unshielded, 1.2 m	N/A



2.4 Frequency List of Low/Middle/High Channels

LTE Band 2 Channel and Frequency List				
BW [MHz]	Channel/Frequency(MHz)	Lowest	Middle	Highest
20	Channel	18700	18900	19100
	Frequency	1860	1880	1900
15	Channel	18675	18900	19125
	Frequency	1857.5	1880	1902.5
10	Channel	18650	18900	19150
	Frequency	1855	1880	1905
5	Channel	18625	18900	19175
	Frequency	1852.5	1880	1907.5
3	Channel	18615	18900	19185
	Frequency	1851.5	1880	1908.5
1.4	Channel	18607	18900	19193
	Frequency	1850.7	1880	1909.3

LTE Band 4 Channel and Frequency List				
BW [MHz]	Channel/Frequency(MHz)	Lowest	Middle	Highest
20	Channel	20050	20175	20300
	Frequency	1720	1732.5	1745
15	Channel	20025	20175	20325
	Frequency	1717.5	1732.5	1747.5
10	Channel	20000	20175	20350
	Frequency	1715	1732.5	1750
5	Channel	19975	20175	20375
	Frequency	1712.5	1732.5	1752.5
3	Channel	19965	20175	20385
	Frequency	1711.5	1732.5	1753.5
1.4	Channel	19957	20175	20393
	Frequency	1710.7	1732.5	1754.3



LTE Band 5 Channel and Frequency List				
BW [MHz]	Channel/Frequency(MHz)	Lowest	Middle	Highest
10	Channel	20450	20525	20600
	Frequency	829	836.5	844
5	Channel	20425	20525	20625
	Frequency	826.5	836.5	846.5
3	Channel	20415	20525	20635
	Frequency	825.5	836.5	847.5
1.4	Channel	20407	20525	20643
	Frequency	824.7	836.5	848.3

LTE Band 7 Channel and Frequency List				
BW [MHz]	Channel/Frequency(MHz)	Lowest	Middle	Highest
20	Channel	20850	21100	21350
	Frequency	2510	2535	2560
15	Channel	20825	21100	21375
	Frequency	2507.5	2535	2562.5
10	Channel	20800	21100	21400
	Frequency	2505	2535	2565
5	Channel	20775	21100	21425
	Frequency	2502.5	2535	2567.5



LTE Band 12 Channel and Frequency List				
BW [MHz]	Channel/Frequency(MHz)	Lowest	Middle	Highest
10	Channel	23060	23095	23130
	Frequency	704	707.5	711
5	Channel	23035	23095	23155
	Frequency	701.5	707.5	713.5
3	Channel	23025	23095	23165
	Frequency	700.5	707.5	714.5
1.4	Channel	23017	23095	23173
	Frequency	699.7	707.5	715.3

LTE Band 13 Channel and Frequency List				
BW [MHz]	Channel/Frequency(MHz)	Lowest	Middle	Highest
10	Channel	-	23230	-
	Frequency	-	782	-
5	Channel	23205	23230	23255
	Frequency	779.5	782	784.5

LTE Band 25 Channel and Frequency List				
BW [MHz]	Channel/Frequency(MHz)	Lowest	Middle	Highest
20	Channel	26140	26340	26590
	Frequency	1860	1880	1905
15	Channel	26115	26340	26615
	Frequency	1857.5	1880	1907.5
10	Channel	26090	26340	26640
	Frequency	1855	1880	1910
5	Channel	26065	26340	26665
	Frequency	1852.5	1880	1912.5
3	Channel	26055	26340	26675
	Frequency	1851.5	1880	1913.5
1.4	Channel	26047	26340	26683
	Frequency	1850.7	1880	1914.3



LTE Band 26 Channel and Frequency List				
BW [MHz]	Channel/Frequency(MHz)	Lowest	Middle	Highest
15	Channel	26865	26915	26965
	Frequency	831.5	836.5	841.5
10	Channel	26840	26915	26990
	Frequency	829	836.5	844
5	Channel	26815	26915	27015
	Frequency	826.5	836.5	846.5
3	Channel	26805	26915	27025
	Frequency	825.5	836.5	847.5
1.4	Channel	26797	26915	27033
	Frequency	824.7	836.5	848.3

LTE Band 41 Channel and Frequency List				
BW [MHz]	Channel/Frequency(MHz)	Lowest	Middle	Highest
20	Channel	39750	40620	41490
	Frequency	2506	2593	2680
15	Channel	39725	40620	41515
	Frequency	2503.5	2593	2682.5
10	Channel	39700	40620	41540
	Frequency	2501	2593	2685
5	Channel	39675	40620	41565
	Frequency	2498.5	2593	2687.5

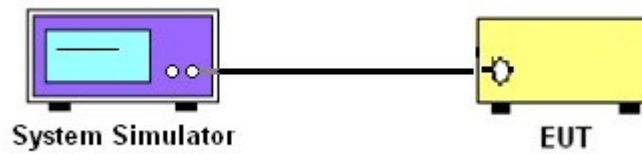
3 Conducted Test Items

3.1 Measuring Instruments

See list of measuring instruments of this test report.

3.2 Test Setup

3.2.1 Conducted Output Power



3.3 Test Result of Conducted Test

Please refer to Appendix A.



3.4 Conducted Output Power and ERP/EIRP

3.4.1 Description of the Conducted Output Power Measurement and ERP/EIRP Measurement

A system simulator was used to establish communication with the EUT. Its parameters were set to force the EUT transmitting at maximum output power. The measured power in the radio frequency on the transmitter output terminals shall be reported.

The ERP of mobile transmitters must not exceed 7 Watts for LTE Band 5 and Band 26.

The ERP of mobile transmitters must not exceed 3 Watts for LTE Band 12 and Band 13.

The EIRP of mobile transmitters must not exceed 2 Watts for LTE Band 2 and Band 25 and Band 7 and Band 41.

The EIRP of mobile transmitters must not exceed 1 Watts for LTE Band 4.

According to KDB 412172 D01 Power Approach,

$EIRP = P_T + G_T - L_C$, $ERP = EIRP - 2.15$, where

P_T = transmitter output power in dBm

G_T = gain of the transmitting antenna in dBi

L_C = signal attenuation in the connecting cable between the transmitter and antenna in dB

3.4.2 Test Procedures

1. The transmitter output port was connected to the system simulator.
2. Set EUT at maximum power through the system simulator.
3. Select lowest, middle, and highest channels for each band and different modulation.
4. Measure and record the power level from the system simulator.

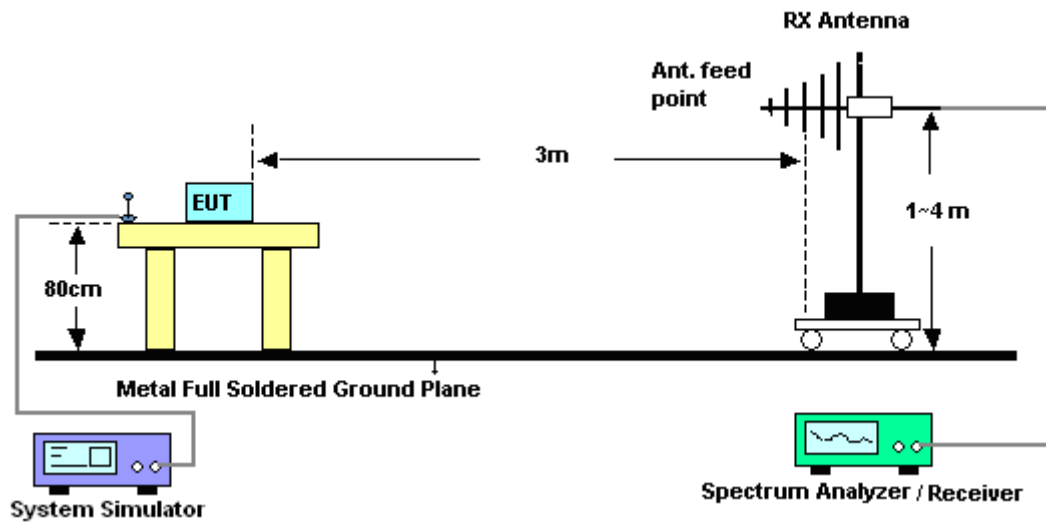
4 Radiated Test Items

4.1 Measuring Instruments

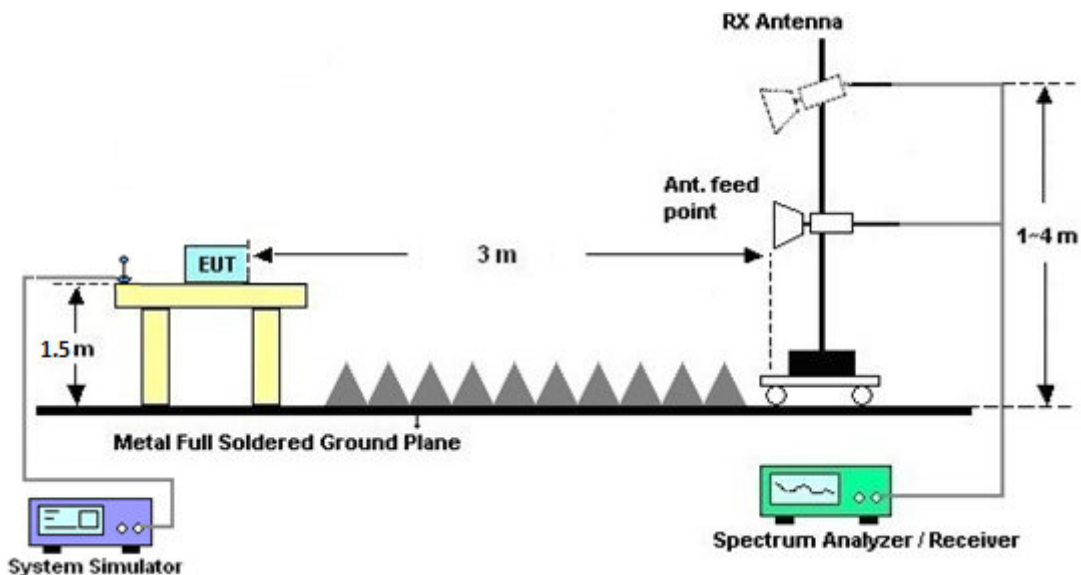
See list of measuring instruments of this test report.

4.2 Test Setup

4.2.1 For radiated test from 30MHz to 1GHz



4.2.2 For radiated test above 1GHz



4.3 Test Result of Radiated Test

Please refer to Appendix B.



4.4 Radiated Spurious Emission

4.4.1 Description of Radiated Spurious Emission

The radiated spurious emission was measured by substitution method according to ANSI/TIA-603-E. The power of any emission outside of the authorized operating frequency ranges must be attenuated below the transmitter power (P) by a factor of at least $43 + 10 \log (P)$ dB.

For Band 7, 41

The power of any emission outside of the authorized operating frequency ranges must be attenuated below the transmitter power (P) by a factor of at least $55 + 10 \log (P)$ dB.

The spectrum is scanned from 30 MHz up to a frequency including its 10th harmonic.

4.4.2 Test Procedures

1. The testing follows FCC KDB 971168 v03 Section 5.8 and ANSI/TIA-603-E Section 2.2.12.
2. The EUT was placed on a turntable with 0.8 meter height for frequency below 1GHz and 1.5 meter height for frequency above 1GHz respectively above ground.
3. The EUT was set 3 meters from the receiving antenna mounted on the antenna tower.
4. The table was rotated 360 degrees to determine the position of the highest spurious emission.
5. The height of the receiving antenna is varied between 1m to 4m to search the maximum spurious emission for both horizontal and vertical polarizations.
6. During the measurement, the system simulator parameters were set to force the EUT transmitting at maximum output power.
7. Make the measurement with the spectrum analyzer's RBW = 1MHz, VBW = 3MHz, taking the record of maximum spurious emission.
8. A horn antenna was substituted in place of the EUT and was driven by a signal generator.
9. Tune the output power of signal generator to the same emission level with EUT maximum spurious emission.
10. $EIRP (dBm) = S.G. Power - Tx Cable Loss + Tx Antenna Gain$
11. $ERP (dBm) = EIRP - 2.15$
12. The RF fundamental frequency should be excluded against the limit line in the operating frequency band.

The limit line is derived from $43 + 10\log(P)$ dB below the transmitter power P(Watts)
 $= P(W) - [43 + 10\log(P)] (dB)$
 $= [30 + 10\log(P)] (dBm) - [43 + 10\log(P)] (dB)$
 $= -13dBm.$

13. For Band 7, 41:

The limit line is derived from $55 + 10\log(P)$ dB below the transmitter power P(Watts)
 $EIRP (dBm) = S.G. Power - Tx Cable Loss + Tx Antenna Gain$
 $ERP (dBm) = EIRP - 2.15$



5 List of Measuring Equipment

Instrument	Manufacturer	Model No.	Serial No.	Characteristics	Calibration Date	Test Date	Due Date	Remark
Radio communication analyzer	Anritsu	MT8820C	6201300652	2G/3G/LTE_ full band	Aug. 08, 2017	Nov. 15, 2017	Aug. 07, 2018	Conducted (TH01-KS)
EXA Spectrum Analyzer	Keysight	N9010A	MY55150244	10Hz~44GHz	Apr. 18, 2017	Nov. 07, 2017~ Nov. 21, 2017	Apr. 17, 2018	Radiation (03CH03-KS)
Bilog Antenna	TeseQ	CBL6112D	35406	25MHz~2GHz	Apr. 22, 2017	Nov. 07, 2017~ Nov. 21, 2017	Apr. 21, 2018	Radiation (03CH03-KS)
Horn Antenna	Schwarzbeck	BBHA9120D	9120D-1356	1GHz~18GHz	Apr. 22, 2017	Nov. 07, 2017~ Nov. 21, 2017	Apr. 21, 2018	Radiation (03CH03-KS)
SHF-EHF Horn	Schwarzbeck	BBHA 9170	BBHA170249	15GHz~40GHz	Feb. 15, 2017	Nov. 07, 2017~ Nov. 21, 2017	Feb. 14, 2018	Radiation (03CH03-KS)
Amplifier	com-power	PA-103A	161069	1MHz~1000MHz / 32 dB	Apr. 18, 2017	Nov. 07, 2017~ Nov. 21, 2017	Apr. 17, 2018	Radiation (03CH03-KS)
Amplifier	MITEQ	TTA1840-35-HG	1887435	18GHz~40GHz	Oct. 12, 2017	Nov. 07, 2017~ Nov. 21, 2017	Oct. 11, 2018	Radiation (03CH03-KS)
high gain Amplifier	MITEQ	AMF-7D-00 101800-30-1	2025788	1GHz~18GHz	Apr. 18, 2017	Nov. 07, 2017~ Nov. 21, 2017	Apr. 17, 2018	Radiation (03CH03-KS)
Amplifier	Agilent	8449B	3008A02370	1GHz~26.5GHz	Oct. 12, 2017	Nov. 07, 2017~ Nov. 21, 2017	Oct. 11, 2018	Radiation (03CH03-KS)
AC Power Source	Chroma	61601	F104090004	N/A	NCR	Nov. 07, 2017~ Nov. 21, 2017	NCR	Radiation (03CH03-KS)
Turn Table	ChamPro	EM 1000-T	060762-T	0~360 degree	NCR	Nov. 07, 2017~ Nov. 21, 2017	NCR	Radiation (03CH03-KS)
Antenna Mast	ChamPro	EM 1000-A	060762-A	1 m~4 m	NCR	Nov. 07, 2017~ Nov. 21, 2017	NCR	Radiation (03CH03-KS)

NCR: No Calibration Required



6 Uncertainty of Evaluation

Uncertainty of Radiated Emission Measurement (30 MHz ~ 1000 MHz)

Measuring Uncertainty for a Level of Confidence of 95% ($U = 2Uc(y)$)	2.8dB
---	-------

Uncertainty of Radiated Emission Measurement (1 GHz ~ 40 GHz)

Measuring Uncertainty for a Level of Confidence of 95% ($U = 2Uc(y)$)	3.3dB
---	-------



Appendix A. Test Results of Conducted Test

Conducted Output Power(Average power)

LTE Band 2 Maximum Average Power [dBm]						
BW [MHz]	RB Size	RB Offset	Mod	Lowest	Middle	Highest
20	1	0	QPSK	22.97	23.13	23.09
20	1	49		22.9	23.1	23.07
20	1	99		22.89	22.92	22.9
20	50	0		21.97	22.19	22.11
20	50	24		21.94	22.12	22.05
20	50	50		21.95	22.07	21.96
20	100	0		21.93	22.07	22.04
20	1	0	16-QAM	22.09	22.41	22.25
20	1	49		22.28	22.43	22.33
20	1	99		22.21	22.22	22.14
20	50	0		20.99	21.11	20.91
20	50	24		20.93	21.2	21.09
20	50	50		20.89	21.19	21.04
20	100	0		20.92	21.07	21.06
15	1	0	QPSK	22.92	23.06	23.02
15	1	37		22.93	22.98	23.06
15	1	74		22.81	23.01	22.97
15	36	0		21.88	22.09	21.98
15	36	20		21.92	22.19	22.05
15	36	39		21.86	22.19	21.98
15	75	0		21.84	22.09	22.06
15	1	0	16-QAM	22.23	22.33	22.2
15	1	37		22.06	22.37	22.28
15	1	74		21.83	22.28	22.27
15	36	0		20.97	21.06	20.95
15	36	20		20.95	21.16	21.04
15	36	39		20.9	21.19	20.98
15	75	0		20.93	21.09	21.09



LTE Band 2 Maximum Average Power [dBm]						
BW [MHz]	RB Size	RB Offset	Mod	Lowest	Middle	Highest
10	1	0	QPSK	22.93	23.02	22.91
10	1	25		23.07	23.09	23.11
10	1	49		22.82	23.06	22.98
10	25	0		21.98	21.97	21.9
10	25	12		21.96	21.95	21.9
10	25	25		21.88	22.02	21.86
10	50	0		21.92	21.96	21.88
10	1	0	16-QAM	22.26	22.26	22.19
10	1	25		22.31	22.27	22.28
10	1	49		22.17	22.28	22.15
10	25	0		21.02	21.01	20.88
10	25	12		21.01	20.91	20.92
10	25	25		20.93	20.99	20.89
10	50	0		20.89	20.97	20.89
5	1	0	QPSK	22.95	23.07	22.9
5	1	12		23.04	22.97	23
5	1	24		22.98	23.1	22.97
5	12	0		21.89	21.95	21.83
5	12	7		22.04	22.01	21.92
5	12	13		21.97	22.04	21.95
5	25	0		21.98	21.98	21.87
5	1	0	16-QAM	22.22	22.38	22.11
5	1	12		22.31	22.42	22.3
5	1	24		22.29	22.41	22.32
5	12	0		20.95	20.99	20.89
5	12	7		21.02	20.99	20.95
5	12	13		20.98	20.98	20.98
5	25	0		21	20.97	20.87



LTE Band 2 Maximum Average Power [dBm]						
BW [MHz]	RB Size	RB Offset	Mod	Lowest	Middle	Highest
3	1	0	QPSK	22.88	23.03	22.83
3	1	8		23.07	23.11	23.03
3	1	14		22.85	22.97	22.9
3	8	0		21.8	21.92	21.81
3	8	4		21.86	21.97	21.87
3	8	7		21.85	21.96	21.86
3	15	0		21.84	21.9	21.85
3	1	0	16-QAM	22.02	22.2	22.03
3	1	8		22.17	22.29	22.21
3	1	14		22.06	22.23	22.14
3	8	0		20.91	20.99	20.87
3	8	4		20.91	20.96	20.95
3	8	7		20.91	20.96	20.95
3	15	0		20.89	20.9	20.89
1.4	1	0	QPSK	22.84	23.02	22.92
1.4	1	3		22.85	23.02	22.97
1.4	1	5		22.8	23.03	22.92
1.4	3	0		22.66	22.86	22.77
1.4	3	1		22.92	22.96	22.85
1.4	3	3		22.91	22.99	22.95
1.4	6	0		21.81	21.9	21.82
1.4	1	0	16-QAM	22.21	22.39	22.16
1.4	1	3		22.24	22.29	22.17
1.4	1	5		22.15	22.36	22.2
1.4	3	0		21.85	21.93	21.89
1.4	3	1		21.89	21.96	21.91
1.4	3	3		21.94	22.03	21.95
1.4	6	0		20.9	20.95	20.89



LTE Band 25 Maximum Average Power [dBm]						
BW [MHz]	RB Size	RB Offset	Mod	Lowest	Middle	Highest
20	1	0	QPSK	23.05	23.07	23.06
20	1	49		22.96	23.02	22.96
20	1	99		22.91	22.93	23
20	50	0		22.11	22.13	22
20	50	24		22.09	22.08	21.92
20	50	50		22.07	22.07	21.98
20	100	0		22.05	22.07	22.05
20	1	0	16-QAM	22.26	22.32	22.31
20	1	49		22.31	22.35	22.32
20	1	99		22.21	22.17	22.35
20	50	0		20.97	21.12	20.94
20	50	24		21.11	21.12	21.05
20	50	50		21.07	21.06	21.05
20	100	0		21.08	21.11	21.02
15	1	0	QPSK	23.08	23.08	22.85
15	1	37		23.33	23.37	23.07
15	1	74		22.99	22.98	23.13
15	36	0		22	22.15	21.93
15	36	20		22.05	22.22	22.01
15	36	39		22.01	22.13	22.01
15	75	0		22.01	22.14	22.01
15	1	0	16-QAM	22.2	22.4	22.19
15	1	37		22.34	22.43	22.35
15	1	74		22.24	22.3	22.34
15	36	0		21.04	21.13	20.92
15	36	20		21.07	21.2	21.02
15	36	39		21.04	21.11	20.98
15	75	0		21.02	21.17	20.98



LTE Band 25 Maximum Average Power [dBm]						
BW [MHz]	RB Size	RB Offset	Mod	Lowest	Middle	Highest
10	1	0	QPSK	23	23.12	23.09
10	1	25		22.97	23.19	23.2
10	1	49		22.89	23.16	23.19
10	25	0		21.89	22.09	22.02
10	25	12		21.91	22.14	22.11
10	25	25		21.93	22.13	22.15
10	50	0		21.92	22.15	22.1
10	1	0	16-QAM	22.21	22.43	22.38
10	1	25		22.28	22.45	22.44
10	1	49		22.18	22.4	22.49
10	25	0		20.9	21.1	21.03
10	25	12		20.93	21.18	21.12
10	25	25		20.97	21.22	21.18
10	50	0		20.93	21.2	21.17
5	1	0	QPSK	22.93	23.12	23.22
5	1	12		22.93	23.17	23.19
5	1	24		22.9	23.13	23.18
5	12	0		21.79	22.05	22.1
5	12	7		21.91	22.13	22.26
5	12	13		21.82	22.12	22.22
5	25	0		21.79	22.08	22.2
5	1	0	16-QAM	22.12	22.38	22.41
5	1	12		22.19	22.33	22.49
5	1	24		22.3	22.42	22.47
5	12	0		20.89	21.21	21.15
5	12	7		20.97	21.26	21.18
5	12	13		20.87	21.26	21.02
5	25	0		20.82	21.17	21.2



LTE Band 25 Maximum Average Power [dBm]						
BW [MHz]	RB Size	RB Offset	Mod	Lowest	Middle	Highest
3	1	0	QPSK	22.96	23.15	23.24
3	1	8		23.04	23.46	23.32
3	1	14		22.89	23.17	23.02
3	8	0		21.85	22.19	22.15
3	8	4		21.88	22.19	22.23
3	8	7		21.83	22.17	22.13
3	15	0		21.81	22.14	22.09
3	1	0	16-QAM	22.07	22.35	22.29
3	1	8		21.99	22.43	22.44
3	1	14		22.12	22.5	22.28
3	8	0		20.95	21.23	21.17
3	8	4		21.03	21.29	21.21
3	8	7		20.95	21.27	21.12
3	15	0		20.9	21.16	21.04
1.4	1	0	QPSK	22.96	23.06	23.27
1.4	1	3		22.86	23.12	23.14
1.4	1	5		22.71	23.2	23.05
1.4	3	0		22.79	23.11	23.01
1.4	3	1		22.92	23.11	23.09
1.4	3	3		22.89	23.17	23.14
1.4	6	0		21.76	22.02	21.93
1.4	1	0	16-QAM	22.1	22.41	22.5
1.4	1	3		22.17	22.39	22.45
1.4	1	5		22.08	22.45	22.4
1.4	3	0		21.83	22.18	22
1.4	3	1		21.94	22.19	22.13
1.4	3	3		21.93	22.25	22.2
1.4	6	0		20.88	21.17	21



LTE Band 4 Maximum Average Power [dBm]						
BW [MHz]	RB Size	RB Offset	Mod	Lowest	Middle	Highest
20	1	0	QPSK	23.16	23.18	23.12
20	1	49		23.12	23.13	23.11
20	1	99		22.97	22.92	22.79
20	50	0		22.11	22.21	22.13
20	50	24		22.09	22.11	22.09
20	50	50		22.07	22.13	22.06
20	100	0		22.07	22.09	22.08
20	1	0	16-QAM	22.45	22.39	22.37
20	1	49		22.36	22.4	22.36
20	1	99		22.21	22.2	21.98
20	50	0		21.05	21.11	20.74
20	50	24		21.15	21.12	20.43
20	50	50		21	21.09	20.34
20	100	0		21.03	21.07	20.49
15	1	0	QPSK	23.13	23.12	23.16
15	1	37		22.94	23.15	23.1
15	1	74		22.92	22.99	22.95
15	36	0		22.04	22.09	22.11
15	36	20		21.99	22.14	22.12
15	36	39		22	22.1	22.13
15	75	0		21.95	22.12	22.11
15	1	0	16-QAM	22.22	22.36	22.39
15	1	37		22.24	22.36	22.29
15	1	74		22.08	22.23	22.11
15	36	0		20.89	21.08	21.1
15	36	20		20.85	21.11	21.09
15	36	39		20.82	21.05	21.05
15	75	0		20.86	21.12	21.07



LTE Band 4 Maximum Average Power [dBm]						
BW [MHz]	RB Size	RB Offset	Mod	Lowest	Middle	Highest
10	1	0	QPSK	23.32	23.27	23.21
10	1	25		23.26	23.26	23.19
10	1	49		23.2	23.08	23.1
10	25	0		22.28	22.14	22
10	25	12		22.22	22.15	22.03
10	25	25		22.15	22.05	22.02
10	50	0		22.23	22.09	22.01
10	1	0	16-QAM	22.48	22.47	22.42
10	1	25		22.47	22.46	22.35
10	1	49		22.46	22.3	22.3
10	25	0		21.22	21.12	20.98
10	25	12		21.18	21.14	21.03
10	25	25		21.18	21.06	21.02
10	50	0		21.18	21.1	21.03
5	1	0	QPSK	23.26	23.22	23.14
5	1	12		23.33	23.15	23.08
5	1	24		23.27	23.08	23.15
5	12	0		22.25	22.03	22.12
5	12	7		22.29	22.05	22.12
5	12	13		22.23	22.07	22.11
5	25	0		22.27	22.03	22.11
5	1	0	16-QAM	22.41	22.44	22.38
5	1	12		22.46	22.39	22.48
5	1	24		22.49	22.4	22.46
5	12	0		21.19	21.05	21.07
5	12	7		21.26	21.04	21.05
5	12	13		21.14	21.05	21.02
5	25	0		21.23	21.02	21.11



LTE Band 4 Maximum Average Power [dBm]						
BW [MHz]	RB Size	RB Offset	Mod	Lowest	Middle	Highest
3	1	0	QPSK	23.19	23.19	23.08
3	1	8		23.31	23.21	23.1
3	1	14		23.15	23.01	22.97
3	8	0		22.16	22.1	21.87
3	8	4		22.15	22.07	21.92
3	8	7		22.08	22.01	21.89
3	15	0		22.1	22.01	21.89
3	1	0	16-QAM	22.31	22.34	22.1
3	1	8		22.46	22.35	22.36
3	1	14		22.32	22.22	22.12
3	8	0		21.11	21.15	20.85
3	8	4		21.13	21.07	20.91
3	8	7		21.08	21.04	20.88
3	15	0		21.03	20.99	20.87
1.4	1	0	QPSK	23.22	23.06	23.17
1.4	1	3		23.19	23.18	23.14
1.4	1	5		23.31	23.15	23.11
1.4	3	0		23.12	23.05	22.97
1.4	3	1		23.19	23.15	23.05
1.4	3	3		23.28	23.12	23.05
1.4	6	0		22.07	21.96	21.92
1.4	1	0	16-QAM	22.5	22.37	22.28
1.4	1	3		22.5	22.42	22.25
1.4	1	5		22.44	22.48	22.29
1.4	3	0		22.18	22.14	21.95
1.4	3	1		22.19	22.15	21.94
1.4	3	3		22.3	22.09	21.98
1.4	6	0		21.15	21.05	20.93



LTE Band 5 Maximum Average Power [dBm]						
BW [MHz]	RB Size	RB Offset	Mod	Lowest	Middle	Highest
10	1	0	QPSK	22.53	22.39	22.57
10	1	25		22.48	22.35	22.55
10	1	49		22.26	22.31	22.41
10	25	0		21.37	21.35	21.43
10	25	12		21.31	21.19	21.35
10	25	25		21.23	21.33	21.41
10	50	0		21.36	21.28	21.43
10	1	0	16-QAM	21.79	21.66	21.69
10	1	25		21.7	21.67	21.78
10	1	49		21.58	21.64	21.72
10	25	0		20.34	20.21	20.34
10	25	12		20.41	20.36	20.45
10	25	25		20.27	20.36	20.44
10	50	0		20.38	20.27	20.43
5	1	0	QPSK	22.58	22.39	22.61
5	1	12		22.62	22.31	22.52
5	1	24		22.47	22.35	22.59
5	12	0		21.51	21.31	21.42
5	12	7		21.49	21.41	21.5
5	12	13		21.51	21.34	21.54
5	25	0		21.44	21.43	21.58
5	1	0	16-QAM	21.8	21.68	21.88
5	1	12		21.92	21.76	21.87
5	1	24		21.7	21.73	21.93
5	12	0		20.54	20.38	20.49
5	12	7		20.5	20.44	20.54
5	12	13		20.47	20.36	20.63
5	25	0		20.5	20.45	20.55



LTE Band 5 Maximum Average Power [dBm]						
BW [MHz]	RB Size	RB Offset	Mod	Lowest	Middle	Highest
3	1	0	QPSK	22.59	22.39	22.58
3	1	8		22.95	22.66	22.84
3	1	14		22.52	22.38	22.64
3	8	0		21.49	21.37	21.52
3	8	4		21.52	21.43	21.64
3	8	7		21.43	21.36	21.64
3	15	0		21.5	21.38	21.62
3	1	0	16-QAM	21.84	21.65	21.76
3	1	8		21.9	21.82	21.89
3	1	14		21.75	21.65	21.89
3	8	0		20.59	20.4	20.55
3	8	4		20.57	20.47	20.66
3	8	7		20.51	20.43	20.68
3	15	0		20.53	20.37	20.64
1.4	1	0	QPSK	22.69	22.5	22.75
1.4	1	3		22.64	22.5	22.73
1.4	1	5		22.54	22.41	22.72
1.4	3	0		22.53	22.29	22.58
1.4	3	1		22.57	22.36	22.78
1.4	3	3		22.55	22.4	22.72
1.4	6	0		21.47	21.35	21.55
1.4	1	0	16-QAM	21.95	21.72	21.98
1.4	1	3		21.94	21.74	21.91
1.4	1	5		21.88	21.78	21.95
1.4	3	0		21.57	21.37	21.61
1.4	3	1		21.57	21.41	21.67
1.4	3	3		21.59	21.44	21.72
1.4	6	0		20.57	20.42	20.73



LTE Band 7 Maximum Average Power [dBm]						
BW [MHz]	RB Size	RB Offset	Mod	Lowest	Middle	Highest
20	1	0	QPSK	20.76	21.13	20.83
20	1	49		20.91	21.1	20.8
20	1	99		20.92	20.98	20.72
20	50	0		21.01	21.25	20.84
20	50	24		20.85	21.2	20.77
20	50	50		21	21.24	20.83
20	100	0		20.89	21.13	20.81
20	1	0	16-QAM	21.04	21.38	21.11
20	1	49		21.2	21.41	21.14
20	1	99		21.21	21.26	21.11
20	50	0		19.91	20.14	19.76
20	50	24		19.97	20.19	19.84
20	50	50		20.01	20.19	19.85
20	100	0		19.89	20.16	19.81
15	1	0	QPSK	20.72	21.14	20.71
15	1	37		20.76	21.28	20.65
15	1	74		20.96	21.09	20.76
15	36	0		20.78	21.16	20.75
15	36	20		20.9	21.24	20.83
15	36	39		20.96	21.19	20.85
15	75	0		20.86	21.16	20.82
15	1	0	16-QAM	21.02	21.4	21.06
15	1	37		21.22	21.33	21.03
15	1	74		21.2	21.4	21.04
15	36	0		19.79	20.15	19.74
15	36	20		19.93	20.18	19.83
15	36	39		19.92	20.18	19.86
15	75	0		19.9	20.19	19.84



LTE Band 7 Maximum Average Power [dBm]						
BW [MHz]	RB Size	RB Offset	Mod	Lowest	Middle	Highest
10	1	0	QPSK	20.84	21.12	20.77
10	1	25		20.91	21.13	20.78
10	1	49		20.99	21.08	20.72
10	25	0		20.76	21.08	20.72
10	25	12		20.82	21.07	20.78
10	25	25		20.86	21.12	20.74
10	50	0		20.83	21.07	20.74
10	1	0	16-QAM	21.16	21.48	21.15
10	1	25		21.22	21.5	21.22
10	1	49		21.32	21.5	21.14
10	25	0		19.82	20.1	19.74
10	25	12		19.85	20.12	19.77
10	25	25		19.89	20.12	19.78
10	50	0		19.86	20.18	19.77
5	1	0	QPSK	20.86	21.11	20.75
5	1	12		20.74	21.11	20.81
5	1	24		20.81	21.1	20.72
5	12	0		20.72	21.06	20.66
5	12	7		20.77	21.13	20.82
5	12	13		20.83	21.12	20.76
5	25	0		20.76	21.09	20.73
5	1	0	16-QAM	21.1	21.38	21.02
5	1	12		21.17	21.47	21.16
5	1	24		21.13	21.42	21.07
5	12	0		19.83	20.15	19.83
5	12	7		19.8	20.17	19.84
5	12	13		19.84	20.17	19.77
5	25	0		19.81	20.14	19.79



LTE Band 12 Maximum Average Power [dBm]						
BW [MHz]	RB Size	RB Offset	Mod	Lowest	Middle	Highest
10	1	0	QPSK	23.08	22.96	22.94
10	1	25		23.07	22.95	22.9
10	1	49		22.95	22.93	22.87
10	25	0		21.93	21.88	21.9
10	25	12		21.92	21.86	21.83
10	25	25		21.86	21.84	21.85
10	50	0		21.98	21.93	21.86
10	1	0	16-QAM	22.32	22.17	22.22
10	1	25		22.3	22.25	22.18
10	1	49		22.11	22.13	22.2
10	25	0		20.96	20.86	20.78
10	25	12		20.92	20.87	20.86
10	25	25		20.88	20.84	20.85
10	50	0		20.92	20.88	20.84
5	1	0	QPSK	23.08	23.02	22.88
5	1	12		23	22.83	22.84
5	1	24		23.01	22.78	22.85
5	12	0		21.91	21.89	21.79
5	12	7		22.02	21.93	21.92
5	12	13		21.93	21.88	21.83
5	25	0		22.02	21.87	21.92
5	1	0	16-QAM	22.27	22.22	22.16
5	1	12		22.43	22.31	22.41
5	1	24		22.24	22.1	22.17
5	12	0		20.92	20.92	20.79
5	12	7		21	20.93	20.88
5	12	13		20.86	20.85	20.83
5	25	0		21.03	20.86	20.85



LTE Band 12 Maximum Average Power [dBm]						
BW [MHz]	RB Size	RB Offset	Mod	Lowest	Middle	Highest
3	1	0	QPSK	23.14	22.94	22.89
3	1	8		22.43	23.21	23.19
3	1	14		22.95	22.89	22.81
3	8	0		22.01	21.87	21.88
3	8	4		22.07	21.92	21.9
3	8	7		21.93	21.91	21.9
3	15	0		22.02	21.89	21.87
3	1	0	16-QAM	22.33	22.22	22.12
3	1	8		22.48	22.33	22.27
3	1	14		22.21	22.2	22.05
3	8	0		21.08	20.9	20.94
3	8	4		21.15	20.94	20.87
3	8	7		21.01	20.96	20.91
3	15	0		21.04	20.86	20.85
1.4	1	0	QPSK	23.23	22.95	23
1.4	1	3		23.19	22.99	22.99
1.4	1	5		23.24	22.94	22.95
1.4	3	0		22.95	22.91	22.87
1.4	3	1		23.14	22.96	22.95
1.4	3	3		23.13	22.92	22.88
1.4	6	0		21.91	21.8	21.75
1.4	1	0	16-QAM	22.46	22.21	22.28
1.4	1	3		22.47	22.36	22.35
1.4	1	5		22.5	22.31	22.35
1.4	3	0		22.01	21.93	21.88
1.4	3	1		22.1	21.92	21.9
1.4	3	3		22.16	21.99	21.89
1.4	6	0		21.04	20.89	20.84



LTE Band 13 Maximum Average Power [dBm]						
BW [MHz]	RB Size	RB Offset	Mod	Lowest	Middle	Highest
10	1	0	QPSK		22.8	
10	1	25			22.74	
10	1	49			22.76	
10	25	0			21.72	
10	25	12			21.66	
10	25	25			21.71	
10	50	0			21.75	
10	1	0	16-QAM		21.96	
10	1	25			22.06	
10	1	49			22	
10	25	0			20.7	
10	25	12			20.71	
10	25	25			20.79	
10	50	0			20.7	
5	1	0	QPSK	22.77	22.79	22.75
5	1	12		22.74	22.75	22.77
5	1	24		22.69	22.72	22.74
5	12	0		21.65	21.67	21.73
5	12	7		21.7	21.75	21.8
5	12	13		21.72	21.68	21.73
5	25	0		21.74	21.68	21.7
5	1	0	16-QAM	22	22.07	22.02
5	1	12		22.19	22.14	22.24
5	1	24		21.98	22.02	21.98
5	12	0		20.64	20.71	20.75
5	12	7		20.72	20.76	20.79
5	12	13		20.71	20.65	20.71
5	25	0		20.78	20.71	20.77



LTE Band 26 Maximum Average Power [dBm]						
BW [MHz]	RB Size	RB Offset	Mod	Lowest	Middle	Highest
15	1	0	QPSK	23	22.74	22.55
15	1	37		22.82	22.53	22.5
15	1	74		22.63	22.59	22.51
15	36	0		21.98	21.6	21.6
15	36	20		21.91	21.53	21.49
15	36	39		21.77	21.52	21.59
15	75	0		21.86	21.51	21.61
15	1	0	16-QAM	22.33	21.86	20.97
15	1	37		22.2	21.59	21.13
15	1	74		21.94	21.8	21.11
15	36	0		20.92	20.46	19.66
15	36	20		20.86	20.55	19.76
15	36	39		20.73	20.42	19.83
15	75	0		20.88	20.54	19.95
10	1	0	QPSK	22.72	22.5	22.48
10	1	25		22.69	22.48	22.69
10	1	49		22.46	22.32	22.47
10	25	0		21.64	21.4	21.38
10	25	12		21.56	21.28	21.45
10	25	25		21.5	21.17	21.41
10	50	0		21.57	21.36	21.55
10	1	0	16-QAM	22.06	21.81	21.76
10	1	25		21.89	21.62	21.87
10	1	49		21.78	21.54	21.77
10	25	0		20.62	20.39	20.37
10	25	12		20.54	20.28	20.43
10	25	25		20.53	20.2	20.42
10	50	0		20.5	20.3	20.48



LTE Band 26 Maximum Average Power [dBm]						
5	1	0	QPSK	22.8	22.31	22.44
5	1	12		22.63	22.17	22.43
5	1	24		22.68	22.18	22.43
5	12	0		21.68	21.12	21.32
5	12	7		21.78	21.31	21.4
5	12	13		21.64	21.13	21.41
5	25	0		21.61	21.15	21.39
5	1	0	16-QAM	22.05	21.56	21.64
5	1	12		22.12	21.67	21.72
5	1	24		21.98	21.39	21.7
5	12	0		20.66	20.12	20.37
5	12	7		20.7	20.25	20.41
5	12	13		20.58	20.11	20.4
5	25	0		20.59	20.14	20.33
3	1	0	QPSK	22.8	22.44	22.54
3	1	8		22.93	22.51	22.72
3	1	14		22.63	22.32	22.5
3	8	0		21.7	21.33	21.46
3	8	4		21.77	21.28	21.5
3	8	7		21.66	21.29	21.5
3	15	0		21.7	21.35	21.49
3	1	0	16-QAM	21.95	21.62	21.77
3	1	8		22.19	21.66	21.95
3	1	14		21.87	21.54	21.75
3	8	0		20.75	20.34	20.48
3	8	4		20.78	20.33	20.52
3	8	7		20.71	20.33	20.53
3	15	0		20.68	20.38	20.45



LTE Band 26 Maximum Average Power [dBm]						
1.4	1	0	QPSK	22.84	22.48	22.59
1.4	1	3		22.79	22.44	22.63
1.4	1	5		22.77	22.44	22.56
1.4	3	0		22.67	22.41	22.49
1.4	3	1		22.76	22.35	22.53
1.4	3	3		22.8	22.37	22.59
1.4	6	0		21.67	21.24	21.44
1.4	1	0	16-QAM	22.15	21.77	21.91
1.4	1	3		22.14	21.63	21.84
1.4	1	5		22.04	21.75	21.91
1.4	3	0		21.75	21.4	21.56
1.4	3	1		21.75	21.29	21.56
1.4	3	3		21.85	21.35	21.66
1.4	6	0		20.72	20.34	20.51



LTE Band 41 Maximum Average Power [dBm]						
BW [MHz]	RB Size	RB Offset	Mod	Lowest	Middle	Highest
20	1	0	QPSK	21.88	22.26	22.18
20	1	49		21.77	22.04	22.03
20	1	99		21.76	22.11	21.91
20	50	0		20.88	21.27	21.2
20	50	24		20.68	21.22	21.13
20	50	50		20.25	21.13	21.08
20	100	0		20.19	21.21	21.11
20	1	0	16-QAM	20.98	21.15	21.2
20	1	49		21.1	21.29	21.16
20	1	99		21.02	21.15	20.99
20	50	0		20.15	20.2	20.16
20	50	24		20.15	20.22	20.15
20	50	50		20.08	20.11	20.09
20	100	0		20.08	20.21	20.13
15	1	0	QPSK	22.11	22.15	22.16
15	1	37		22.28	22.26	22.15
15	1	74		22.04	22.08	22.02
15	36	0		21.11	21.18	21.11
15	36	20		21.16	21.29	21.14
15	36	39		21.17	21.15	21.04
15	75	0		21.22	21.2	21.09
15	1	0	16-QAM	21.06	21.23	21.23
15	1	37		21.32	21.4	21.18
15	1	74		21.28	21.15	21.08
15	36	0		20.03	20.12	20.06
15	36	20		20.1	20.19	20.1
15	36	39		20.1	20.08	20
15	75	0		20.19	20.2	20.05



LTE Band 41 Maximum Average Power [dBm]						
BW [MHz]	RB Size	RB Offset	Mod	Lowest	Middle	Highest
10	1	0	QPSK	22.04	22.3	22.23
10	1	25		22.25	22.33	22.19
10	1	49		22.21	22.31	21.78
10	25	0		21.19	21.17	21.09
10	25	12		21.26	21.21	21.12
10	25	25		21.2	21.15	21.15
10	50	0		21.24	21.16	21.07
10	1	0	16-QAM	21.23	21.35	21.35
10	1	25		21.47	21.44	21.35
10	1	49		21.3	21.31	20.88
10	25	0		20.22	20.16	20.13
10	25	12		20.28	20.23	20.15
10	25	25		20.16	20.14	20.08
10	50	0		20.25	20.2	20.05
5	1	0	QPSK	21.96	22.14	22.09
5	1	12		22.06	22.24	22.18
5	1	24		22.11	22.17	21.96
5	12	0		21.15	21.24	21.11
5	12	7		21.24	21.24	21.17
5	12	13		21.24	21.19	21.25
5	25	0		21.16	21.17	21.13
5	1	0	16-QAM	21.18	21.26	21.29
5	1	12		21.45	21.38	21.32
5	1	24		21.44	21.33	21.07
5	12	0		20.15	20.19	20.08
5	12	7		20.24	20.23	20.19
5	12	13		20.23	20.19	20.21
5	25	0		20.24	20.22	20.18



ERP/EIRP

LTE Band 2 (G _T - L _C = -2.50 dB) QPSK									
Bandwidth	1.4M			3M			5M		
Channel	18607	18900	19193	18615	18900	19185	18625	18900	19175
	(Low)	(Mid)	(High)	(Low)	(Mid)	(High)	(Low)	(Mid)	(High)
Frequency	1850.7	1880	1909.3	1851.5	1880	1908.5	1852.5	1880	1907.5
(MHz)									
Conducted Power (dBm)	22.80	23.03	22.92	23.07	23.11	23.03	22.98	23.10	22.97
Conducted Power (Watts)	0.1905	0.2009	0.1959	0.2028	0.2046	0.2009	0.1986	0.2042	0.1982
EIRP(dBm)	20.30	20.53	20.42	20.57	20.61	20.53	20.48	20.60	20.47
EIRP(Watts)	0.1072	0.1130	0.1102	0.1140	0.1151	0.1130	0.1117	0.1148	0.1114

LTE Band 2 (G _T - L _C = -2.50 dB) QPSK									
Bandwidth	10M			15M			20M		
Channel	18650	18900	19150	18675	18900	19125	18650	18900	19100
	(Low)	(Mid)	(High)	(Low)	(Mid)	(High)	(Low)	(Mid)	(High)
Frequency	1855	1880	1905	1857.5	1880	1902.5	1860	1880	1900
(MHz)									
Conducted Power (dBm)	23.07	23.09	23.11	22.92	23.06	23.02	22.97	23.13	23.09
Conducted Power (Watts)	0.2028	0.2037	0.2046	0.1959	0.2023	0.2004	0.1982	0.2056	0.2037
EIRP(dBm)	20.57	20.59	20.61	20.42	20.56	20.52	20.47	20.63	20.59
EIRP(Watts)	0.1140	0.1146	0.1151	0.1102	0.1138	0.1127	0.1114	0.1156	0.1146



LTE Band 2 ($G_T - L_C = -2.50$ dB) 16QAM									
Bandwidth	1.4M			3M			5M		
Channel	18607	18900	19193	18615	18900	19185	18625	18900	19175
	(Low)	(Mid)	(High)	(Low)	(Mid)	(High)	(Low)	(Mid)	(High)
Frequency (MHz)	1850.7	1880	1909.3	1851.5	1880	1908.5	1852.5	1880	1907.5
Conducted Power (dBm)	22.21	22.39	22.16	22.17	22.29	22.21	22.31	22.42	22.30
Conducted Power (Watts)	0.1663	0.1734	0.1644	0.1648	0.1694	0.1663	0.1702	0.1746	0.1698
EIRP(dBm)	19.71	19.89	19.66	19.67	19.79	19.71	19.81	19.92	19.80
EIRP(Watts)	0.0935	0.0975	0.0925	0.0927	0.0953	0.0935	0.0957	0.0982	0.0955

LTE Band 2 ($G_T - L_C = -2.50$ dB) 16QAM									
Bandwidth	10M			15M			20M		
Channel	18650	18900	19150	18675	18900	19125	18650	18900	19100
	(Low)	(Mid)	(High)	(Low)	(Mid)	(High)	(Low)	(Mid)	(High)
Frequency (MHz)	1855	1880	1905	1857.5	1880	1902.5	1860	1880	1900
Conducted Power (dBm)	22.31	22.27	22.28	22.06	22.37	22.28	22.28	22.43	22.33
Conducted Power (Watts)	0.1702	0.1687	0.1690	0.1607	0.1726	0.1690	0.1690	0.1750	0.1710
EIRP(dBm)	19.81	19.77	19.78	19.56	19.87	19.78	19.78	19.93	19.83
EIRP(Watts)	0.0957	0.0948	0.0951	0.0904	0.0971	0.0951	0.0951	0.0984	0.0962



LTE Band 4 (G _T - L _C = -3.40 dB) QPSK									
Bandwidth	1.4M			3M			5M		
Channel	19957	20175	20393	19965	20175	20385	19975	20175	20375
	(Low)	(Mid)	(High)	(Low)	(Mid)	(High)	(Low)	(Mid)	(High)
Frequency (MHz)	1710.7	1732.5	1754.3	1711.5	1732.5	1753.5	1712.5	1732.5	1752.5
Conducted Power (dBm)	23.31	23.15	23.11	23.31	23.21	23.10	23.33	23.15	23.08
Conducted Power (Watts)	0.2143	0.2065	0.2046	0.2143	0.2094	0.2042	0.2153	0.2065	0.2032
EIRP(dBm)	19.91	19.75	19.71	19.91	19.81	19.70	19.93	19.75	19.68
EIRP(Watts)	0.0979	0.0944	0.0935	0.0979	0.0957	0.0933	0.0984	0.0944	0.0929

LTE Band 4 (G _T - L _C = -3.40 dB) QPSK									
Bandwidth	10M			15M			20M		
Channel	20000	20175	20350	20025	20175	20325	20050	20175	20300
	(Low)	(Mid)	(High)	(Low)	(Mid)	(High)	(Low)	(Mid)	(High)
Frequency (MHz)	1715	1732.5	1750	1717.5	1732.5	1747.5	1720	1732.5	1745
Conducted Power (dBm)	23.32	23.27	23.21	23.13	23.12	23.16	23.16	23.18	23.12
Conducted Power (Watts)	0.2148	0.2123	0.2094	0.2056	0.2051	0.2070	0.2070	0.2080	0.2051
EIRP(dBm)	19.92	19.87	19.81	19.73	19.72	19.76	19.76	19.78	19.72
EIRP(Watts)	0.0982	0.0971	0.0957	0.0940	0.0938	0.0946	0.0946	0.0951	0.0938



LTE Band 4 (G _T - L _C = -3.40 dB) 16QAM									
Bandwidth	1.4M			3M			5M		
Channel	19957	20175	20393	19965	20175	20385	19975	20175	20375
	(Low)	(Mid)	(High)	(Low)	(Mid)	(High)	(Low)	(Mid)	(High)
Frequency (MHz)	1710.7	1732.5	1754.3	1711.5	1732.5	1753.5	1712.5	1732.5	1752.5
Conducted Power (dBm)	22.50	22.42	22.25	22.46	22.35	22.36	22.49	22.40	22.46
Conducted Power (Watts)	0.1778	0.1746	0.1679	0.1762	0.1718	0.1722	0.1774	0.1738	0.1762
EIRP(dBm)	19.10	19.02	18.85	19.06	18.95	18.96	19.09	19.00	19.06
EIRP(Watts)	0.0813	0.0798	0.0767	0.0805	0.0785	0.0787	0.0811	0.0794	0.0805

LTE Band 4 (G _T - L _C = -3.40 dB) 16QAM									
Bandwidth	10M			15M			20M		
Channel	20000	20175	20350	20025	20175	20325	20050	20175	20300
	(Low)	(Mid)	(High)	(Low)	(Mid)	(High)	(Low)	(Mid)	(High)
Frequency (MHz)	1715	1732.5	1750	1717.5	1732.5	1747.5	1720	1732.5	1745
Conducted Power (dBm)	22.48	22.47	22.42	22.22	22.36	22.39	22.45	22.39	22.37
Conducted Power (Watts)	0.1770	0.1766	0.1746	0.1667	0.1722	0.1734	0.1758	0.1734	0.1726
EIRP(dBm)	19.08	19.07	19.02	18.82	18.96	18.99	19.05	18.99	18.97
EIRP(Watts)	0.0809	0.0807	0.0798	0.0762	0.0787	0.0793	0.0804	0.0793	0.0789



LTE Band 5 (G _T - L _C = -3.00 dB) QPSK									
Bandwidth	1.4M			3M			5M		
Channel	20407	20525	20643	20415	20525	20635	20425	20525	20625
	(Low)	(Mid)	(High)	(Low)	(Mid)	(High)	(Low)	(Mid)	(High)
Frequency (MHz)	824.7	836.5	848.3	825.5	836.5	847.5	826.5	836.5	846.5
Conducted Power (dBm)	22.57	22.36	22.78	22.95	22.66	22.84	22.62	22.31	22.52
Conducted Power (Watts)	0.1807	0.1722	0.1897	0.1972	0.1845	0.1923	0.1828	0.1702	0.1786
ERP(dBm)	17.42	17.21	17.63	17.80	17.51	17.69	17.47	17.16	17.37
ERP(Watts)	0.0552	0.0526	0.0579	0.0603	0.0564	0.0587	0.0558	0.0520	0.0546

LTE Band 5 (G _T - L _C = -3.00 dB) QPSK			
Bandwidth	10M		
Channel	20450	20525	20600
	(Low)	(Mid)	(High)
Frequency (MHz)	829	836.5	844
Conducted Power (dBm)	22.53	22.39	22.57
Conducted Power (Watts)	0.1791	0.1734	0.1807
ERP(dBm)	17.38	17.24	17.42
ERP(Watts)	0.0547	0.0530	0.0552



LTE Band 5 ($G_T - L_C = -3.00$ dB) 16QAM									
Bandwidth	1.4M			3M			5M		
Channel	20407	20525	20643	20415	20525	20635	20425	20525	20625
	(Low)	(Mid)	(High)	(Low)	(Mid)	(High)	(Low)	(Mid)	(High)
Frequency	824.7	836.5	848.3	825.5	836.5	847.5	826.5	836.5	846.5
(MHz)									
Conducted Power (dBm)	21.95	21.72	21.98	21.90	21.82	21.89	21.70	21.73	21.93
Conducted Power (Watts)	0.1567	0.1486	0.1578	0.1549	0.1521	0.1545	0.1479	0.1489	0.1560
ERP(dBm)	16.80	16.57	16.83	16.75	16.67	16.74	16.55	16.58	16.78
ERP(Watts)	0.0479	0.0454	0.0482	0.0473	0.0465	0.0472	0.0452	0.0455	0.0476

LTE Band 5 ($G_T - L_C = -3.00$ dB) 16QAM			
Bandwidth	10M		
Channel	20450	20525	20600
	(Low)	(Mid)	(High)
Frequency	829	836.5	844
(MHz)			
Conducted Power (dBm)	21.79	21.66	21.69
Conducted Power (Watts)	0.1510	0.1466	0.1476
ERP(dBm)	16.64	16.51	16.54
ERP(Watts)	0.0461	0.0448	0.0451



LTE Band 7 (G _T - L _C = -3.50 dB) QPSK			
Bandwidth	5M		
Channel	20775	21100	21425
	(Low)	(Mid)	(High)
Frequency	2502.5	2535	2567.5
(MHz)			
Conducted Power (dBm)	20.77	21.13	20.82
Conducted Power (Watts)	0.1194	0.1297	0.1208
EIRP(dBm)	17.27	17.63	17.32
EIRP(Watts)	0.0533	0.0579	0.0540

LTE Band 7 (G _T - L _C = -3.50 dB) QPSK									
Bandwidth	10M			15M			20M		
Channel	20800	21100	21400	20825	21100	21375	20850	21100	21350
	(Low)	(Mid)	(High)	(Low)	(Mid)	(High)	(Low)	(Mid)	(Mid)
Frequency	2505	2535	2565	2507.5	2535	2562.5	2510	2535	2560
(MHz)									
Conducted Power (dBm)	20.91	21.13	20.78	20.76	21.28	20.65	21.01	21.25	20.84
Conducted Power (Watts)	0.1233	0.1297	0.1197	0.1191	0.1343	0.1161	0.1262	0.1334	0.1213
EIRP(dBm)	17.41	17.63	17.28	17.26	17.78	17.15	17.51	17.75	17.34
EIRP(Watts)	0.0551	0.0579	0.0535	0.0532	0.0600	0.0519	0.0564	0.0596	0.0542



LTE Band 7 ($G_T - L_C = -3.50$ dB) 16QAM			
Bandwidth	5M		
Channel	20775	21100	21425
	(Low)	(Mid)	(High)
Frequency	2502.5	2535	2567.5
(MHz)			
Conducted Power (dBm)	21.17	21.47	21.16
Conducted Power (Watts)	0.1309	0.1403	0.1306
EIRP(dBm)	17.67	17.97	17.66
EIRP(Watts)	0.0585	0.0627	0.0583

LTE Band 7 ($G_T - L_C = -3.50$ dB) 16QAM									
Bandwidth	10M			15M			20M		
Channel	20800	21100	21400	20825	21100	21375	20850	21100	21350
	(Low)	(Mid)	(High)	(Low)	(Mid)	(High)	(Low)	(Mid)	(Mid)
Frequency	2505	2535	2565	2507.5	2535	2562.5	2510	2535	2560
(MHz)									
Conducted Power (dBm)	21.32	21.50	21.14	21.02	21.40	21.06	21.20	21.41	21.14
Conducted Power (Watts)	0.1355	0.1413	0.1300	0.1265	0.1380	0.1276	0.1318	0.1384	0.1300
EIRP(dBm)	17.82	18.00	17.64	17.52	17.90	17.56	17.70	17.91	17.64
EIRP(Watts)	0.0605	0.0631	0.0581	0.0565	0.0617	0.0570	0.0589	0.0618	0.0581



LTE Band 12 (G _T - L _C = -5.60 dB) QPSK									
Bandwidth	1.4M			3M			5M		
Channel	23017	23095	23173	23025	23095	23165	23035	23095	23155
	(Low)	(Mid)	(High)	(Low)	(Mid)	(High)	(Low)	(Mid)	(High)
Frequency (MHz)	699.7	707.5	715.3	700.5	707.5	714.5	701.5	707.5	713.5
Conducted Power (dBm)	23.24	22.94	22.95	22.43	23.21	23.19	23.08	23.02	22.88
Conducted Power (Watts)	0.2109	0.1968	0.1972	0.1750	0.2094	0.2084	0.2032	0.2004	0.1941
ERP(dBm)	15.49	15.19	15.20	14.68	15.46	15.44	15.33	15.27	15.13
ERP(Watts)	0.0354	0.0330	0.0331	0.0294	0.0352	0.0350	0.0341	0.0337	0.0326

LTE Band 12 (G _T - L _C = -5.60 dB) QPSK			
Bandwidth	10M		
Channel	23060	23095	23130
	(Low)	(Mid)	(High)
Frequency (MHz)	704	707.5	711
Conducted Power (dBm)	23.08	22.96	22.94
Conducted Power (Watts)	0.2032	0.1977	0.1968
ERP(dBm)	15.33	15.21	15.19
ERP(Watts)	0.0341	0.0332	0.0330



LTE Band 12 (G _T - L _C = -5.60 dB) 16QAM									
Bandwidth	1.4M			3M			5M		
Channel	23017	23095	23173	23025	23095	23165	23035	23095	23155
	(Low)	(Mid)	(High)	(Low)	(Mid)	(High)	(Low)	(Mid)	(High)
Frequency (MHz)	699.7	707.5	715.3	700.5	707.5	714.5	701.5	707.5	713.5
Conducted Power (dBm)	22.50	22.31	22.35	22.48	22.33	22.27	22.43	22.31	22.41
Conducted Power (Watts)	0.1778	0.1702	0.1718	0.1770	0.1710	0.1687	0.1750	0.1702	0.1742
ERP(dBm)	14.75	14.56	14.60	14.73	14.58	14.52	14.68	14.56	14.66
ERP(Watts)	0.0299	0.0286	0.0288	0.0297	0.0287	0.0283	0.0294	0.0286	0.0292

LTE Band 12 (G _T - L _C = -5.60 dB) 16QAM			
Bandwidth	10M		
Channel	23060	23095	23130
	(Low)	(Mid)	(High)
Frequency (MHz)	704	707.5	711
Conducted Power (dBm)	22.32	22.17	22.22
Conducted Power (Watts)	0.1706	0.1648	0.1667
ERP(dBm)	14.57	14.42	14.47
ERP(Watts)	0.0286	0.0277	0.0280



LTE Band 13 ($G_T - L_C = -3.50$ dB) QPSK						
Bandwidth	5M			10M		
Channel	23205	23230	23255	23230		
	(Low)	(Mid)	(High)	-	(Mid)	-
Frequency	779.5	782	784.5	-	782	-
(MHz)						
Conducted Power (dBm)	22.77	22.79	22.75	-	22.80	-
Conducted Power (Watts)	0.1892	0.1901	0.1884	-	0.1905	-
ERP(dBm)	17.12	17.14	17.10	-	17.15	-
ERP(Watts)	0.0515	0.0518	0.0513	-	0.0519	-

LTE Band 13 ($G_T - L_C = -3.50$ dB) 16QAM						
Bandwidth	5M			10M		
Channel	23205	23230	23255	23230		
	(Low)	(Mid)	(High)	-	(Mid)	-
Frequency	779.5	782	784.5	-	782	-
(MHz)						
Conducted Power (dBm)	22.19	22.14	22.24	-	22.06	-
Conducted Power (Watts)	0.1656	0.1637	0.1675	-	0.1607	-
ERP(dBm)	16.54	16.49	16.59	-	16.41	-
ERP(Watts)	0.0451	0.0446	0.0456	-	0.0438	-



LTE Band 25 ($G_T - L_C = -2.50$ dB) QPSK									
Bandwidth	1.4M			3M			5M		
Channel	26407	26340	26683	26055	26340	26675	26065	26340	26665
	(Low)	(Mid)	(High)	(Low)	(Mid)	(High)	(Low)	(Mid)	(High)
Frequency (MHz)	1850.7	1880	1914.3	1851.5	1880	1913.5	1852.5	1880	1912.5
Conducted Power (dBm)	22.96	23.06	23.27	23.04	23.46	23.32	22.93	23.12	23.22
Conducted Power (Watts)	0.1977	0.2023	0.2123	0.2014	0.2218	0.2148	0.1963	0.2051	0.2099
EIRP(dBm)	20.46	20.56	20.77	20.54	20.96	20.82	20.43	20.62	20.72
EIRP(Watts)	0.1112	0.1138	0.1194	0.1132	0.1247	0.1208	0.1104	0.1153	0.1180

LTE Band 25 ($G_T - L_C = -2.50$ dB) QPSK									
Bandwidth	10M			15M			20M		
Channel	26090	26340	26640	26115	26340	26615	26140	26340	26590
	(Low)	(Mid)	(High)	(Low)	(Mid)	(High)	(Low)	(Mid)	(High)
Frequency (MHz)	1855	1880	1910	1857.5	1880	1907.5	1860	1880	1905
Conducted Power (dBm)	22.97	23.19	23.20	23.33	23.37	23.07	23.05	23.07	23.06
Conducted Power (Watts)	0.1982	0.2084	0.2089	0.2153	0.2173	0.2028	0.2018	0.2028	0.2023
EIRP(dBm)	20.47	20.69	20.70	20.83	20.87	20.57	20.55	20.57	20.56
EIRP(Watts)	0.1114	0.1172	0.1175	0.1211	0.1222	0.1140	0.1135	0.1140	0.1138



LTE Band 25 (G _T - L _C = -2.50 dB) 16QAM									
Bandwidth	1.4M			3M			5M		
Channel	26407	26340	26683	26055	26340	26675	26065	26340	26665
	(Low)	(Mid)	(High)	(Low)	(Mid)	(High)	(Low)	(Mid)	(High)
Frequency (MHz)	1850.7	1880	1914.3	1851.5	1880	1913.5	1852.5	1880	1912.5
Conducted Power (dBm)	22.10	22.41	22.50	22.12	22.50	22.28	22.19	22.33	22.49
Conducted Power (Watts)	0.1622	0.1742	0.1778	0.1629	0.1778	0.1690	0.1656	0.1710	0.1774
EIRP(dBm)	19.60	19.91	20.00	19.62	20.00	19.78	19.69	19.83	19.99
EIRP(Watts)	0.0912	0.0979	0.1000	0.0916	0.1000	0.0951	0.0931	0.0962	0.0998

LTE Band 25 (G _T - L _C = -2.50 dB) 16QAM									
Bandwidth	10M			15M			20M		
Channel	26090	26340	26640	26115	26340	26615	26140	26340	26590
	(Low)	(Mid)	(High)	(Low)	(Mid)	(High)	(Low)	(Mid)	(High)
Frequency (MHz)	1855	1880	1910	1857.5	1880	1907.5	1860	1880	1905
Conducted Power (dBm)	22.18	22.40	22.49	22.34	22.43	22.35	22.31	22.35	22.32
Conducted Power (Watts)	0.1652	0.1738	0.1774	0.1714	0.1750	0.1718	0.1702	0.1718	0.1706
EIRP(dBm)	19.68	19.90	19.99	19.84	19.93	19.85	19.81	19.85	19.82
EIRP(Watts)	0.0929	0.0977	0.0998	0.0964	0.0984	0.0966	0.0957	0.0966	0.0959



LTE Band 26 (G _T - L _C = -3.00 dB) QPSK									
Bandwidth	1.4M			3M			5M		
Channel	26797	26915	27033	26805	26915	27025	26815	26915	27015
	(Low)	(Mid)	(High)	(Low)	(Mid)	(High)	(Low)	(Mid)	(High)
Frequency	824.7	836.5	848.3	825.5	836.5	847.5	826.5	836.5	846.5
(MHz)									
Conducted Power (dBm)	22.81	22.45	22.56	22.90	22.48	22.69	22.77	22.28	22.41
Conducted Power (Watts)	0.1910	0.1758	0.1803	0.1950	0.1770	0.1858	0.1892	0.1690	0.1742
ERP(dBm)	17.66	17.30	17.41	17.75	17.33	17.54	17.62	17.13	17.26
ERP(Watts)	0.0583	0.0537	0.0551	0.0596	0.0541	0.0568	0.0578	0.0516	0.0532

LTE Band 26 (G _T - L _C = -3.00 dB) QPSK							
Bandwidth	10M			15M			15M
Channel	26840	26915	26990	26865	26915	26965	26765
	(Low)	(Mid)	(High)	(Low)	(Mid)	(High)	(Low)
Frequency	829	836.5	844	831.5	836.5	841.5	821.5
(MHz)							
Conducted Power (dBm)	22.69	22.47	22.45	22.97	22.71	22.52	23.00
Conducted Power (Watts)	0.1858	0.1766	0.1758	0.1982	0.1866	0.1786	0.1995
ERP(dBm)	17.54	17.32	17.30	17.82	17.56	17.37	17.85
ERP(Watts)	0.0568	0.0540	0.0537	0.0605	0.0570	0.0546	0.0610



LTE Band 26 (G _T - L _C = -3.00 dB) 16QAM									
Bandwidth	1.4M			3M			5M		
Channel	26797	26915	27033	26805	26915	27025	26815	26915	27015
	(Low)	(Mid)	(High)	(Low)	(Mid)	(High)	(Low)	(Mid)	(High)
Frequency	824.7	836.5	848.3	825.5	836.5	847.5	826.5	836.5	846.5
(MHz)									
Conducted Power (dBm)	22.12	21.74	21.88	22.16	21.63	21.92	22.09	21.64	21.69
Conducted Power (Watts)	0.1629	0.1493	0.1542	0.1644	0.1455	0.1556	0.1618	0.1459	0.1476
ERP(dBm)	16.97	16.59	16.73	17.01	16.48	16.77	16.94	16.49	16.54
ERP(Watts)	0.0498	0.0456	0.0471	0.0502	0.0445	0.0475	0.0494	0.0446	0.0451

LTE Band 26 (G _T - L _C = -3.00 dB) 16QAM							
Bandwidth	10M			15M			15M
Channel	26840	26915	26990	26865	26915	26965	26765
	(Low)	(Mid)	(High)	(Low)	(Mid)	(High)	(Low)
Frequency	829	836.5	844	831.5	836.5	841.5	821.5
(MHz)							
Conducted Power (dBm)	22.03	21.78	21.73	22.30	21.83	20.94	22.33
Conducted Power (Watts)	0.1596	0.1507	0.1489	0.1698	0.1524	0.1242	0.1710
ERP(dBm)	16.88	16.63	16.58	17.82	16.68	15.79	17.18
ERP(Watts)	0.0488	0.0460	0.0455	0.0605	0.0466	0.0379	0.0522



LTE Band 41 (G _T - L _C = -3.50 dB) QPSK									
Bandwidth	5M			10M			15M		
Channel	39675	40620	41565	39700	40620	41540	39725	40620	41515
	(Low)	(Mid)	(High)	(Low)	(Mid)	(High)	(Low)	(Mid)	(High)
Frequency (MHz)	2498.5	2593	2687.5	2501	2593	2685	2503.5	2593	2682.5
Conducted Power (dBm)	22.06	22.24	22.18	22.25	22.33	22.19	22.28	22.26	22.15
Conducted Power (Watts)	0.1607	0.1675	0.1652	0.1679	0.1710	0.1656	0.1690	0.1683	0.1641
EIRP(dBm)	18.56	18.74	18.68	18.75	18.83	18.69	18.78	18.76	18.65
EIRP(Watts)	0.0718	0.0748	0.0738	0.0750	0.0764	0.0740	0.0755	0.0752	0.0733

LTE Band 41 (G _T - L _C = -3.50 dB) QPSK			
Bandwidth	20M		
Channel	39750	40620	41490
	(Low)	(Mid)	(High)
Frequency (MHz)	2506	2593	2680
Conducted Power (dBm)	21.88	22.26	22.18
Conducted Power (Watts)	0.1542	0.1683	0.1652
EIRP(dBm)	18.38	18.76	18.68
EIRP(Watts)	0.0689	0.0752	0.0738



LTE Band 41 (G _T - L _C = -3.50 dB) 16QAM									
Bandwidth	5M			10M			15M		
Channel	39675	40620	41565	39700	40620	41540	39725	40620	41515
	(Low)	(Mid)	(High)	(Low)	(Mid)	(High)	(Low)	(Mid)	(High)
Frequency (MHz)	2498.5	2593	2687.5	2501	2593	2685	2503.5	2593	2682.5
Conducted Power (dBm)	21.45	21.38	21.32	21.47	21.44	21.35	21.32	21.40	21.18
Conducted Power (Watts)	0.1396	0.1374	0.1355	0.1403	0.1393	0.1365	0.1355	0.1380	0.1312
EIRP(dBm)	17.95	17.88	17.82	17.97	17.94	17.85	17.82	17.90	17.68
EIRP(Watts)	0.0624	0.0614	0.0605	0.0627	0.0622	0.0610	0.0605	0.0617	0.0586

LTE Band 41 (G _T - L _C = -3.50 dB) 16QAM			
Bandwidth	20M		
Channel	39750	40620	41490
	(Low)	(Mid)	(High)
Frequency (MHz)	2506	2593	2680
Conducted Power (dBm)	21.10	21.29	21.16
Conducted Power (Watts)	0.1288	0.1346	0.1306
EIRP(dBm)	17.60	17.79	17.66
EIRP(Watts)	0.0575	0.0601	0.0583



Appendix B. Test Results of Radiated Test

Radiated Spurious Emission

LTE Band 2 / 1.4MHz / QPSK / RB Size 1 Offset 0 for Sample 1									
Channel	Frequency (MHz)	EIRP (dBm)	Limit (dBm)	Over Limit (dB)	SPA Reading (dBm)	S.G. Power (dBm)	TX Cable loss (dB)	TX Antenna Gain (dBi)	Polarization (H/V)
Lowest	3699	-58.94	-13	-45.94	-66.32	-64.11	1.83	7.00	H
	5550	-53.75	-13	-40.75	-65.92	-61.37	2.18	9.80	H
	7401	-52.60	-13	-39.60	-69.83	-62.27	2.53	12.20	H
	3699	-57.61	-13	-44.61	-66.46	-62.78	1.83	7.00	V
	5550	-51.88	-13	-38.88	-66.05	-59.50	2.18	9.80	V
	7401	-48.30	-13	-35.30	-69.4	-57.97	2.53	12.20	V
Middle	3759	-59.70	-13	-46.70	-67.08	-64.87	1.83	7.00	H
	5637	-55.14	-13	-42.14	-67.31	-62.76	2.18	9.80	H
	7518	-52.66	-13	-39.66	-69.89	-62.33	2.53	12.20	H
	3759	-57.19	-13	-44.19	-66.04	-62.36	1.83	7.00	V
	5637	-54.74	-13	-41.74	-68.91	-62.36	2.18	9.80	V
	7518	-47.00	-13	-34.00	-68.1	-56.67	2.53	12.20	V
Highest	3819	-59.50	-13	-46.50	-66.88	-64.67	1.83	7.00	H
	5727	-55.07	-13	-42.07	-67.24	-62.69	2.18	9.80	H
	7635	-52.00	-13	-39.00	-69.23	-61.67	2.53	12.20	H
	3819	-57.90	-13	-44.90	-66.75	-63.07	1.83	7.00	V
	5727	-52.40	-13	-39.40	-66.57	-60.02	2.18	9.80	V
	7635	-47.41	-13	-34.41	-68.51	-57.08	2.53	12.20	V

Remark: Spurious emissions within 30-1000MHz were found more than 20dB below limit line.

LTE Band 2 / 1.4MHz / QPSK / RB Size 1 Offset 0 for Sample 2									
Channel	Frequency (MHz)	EIRP (dBm)	Limit (dBm)	Over Limit (dB)	SPA Reading (dBm)	S.G. Power (dBm)	TX Cable loss (dB)	TX Antenna Gain (dBi)	Polarization (H/V)
Middle	3759	-51.65	-13	-38.65	-65.89	-53.36	5.08	6.80	H
	5640	-47.46	-13	-34.46	-64.26	-49.13	8.03	9.70	H
	7518	-49.47	-13	-36.47	-70.77	-51.85	9.43	11.81	H
	3759	-53.11	-13	-40.11	-65.54	-54.82	5.08	6.80	V
	5640	-50.73	-13	-37.73	-67.82	-52.40	8.03	9.70	V
	7518	-51.54	-13	-38.54	-72.68	-53.92	9.43	11.81	V

Remark: Spurious emissions within 30-1000MHz were found more than 20dB below limit line.



LTE Band 2 / 3MHz / QPSK / RB Size 1 Offset 0 for Sample 1									
Channel	Frequency (MHz)	EIRP (dBm)	Limit (dBm)	Over Limit (dB)	SPA Reading (dBm)	S.G. Power (dBm)	TX Cable loss (dB)	TX Antenna Gain (dBi)	Polarization (H/V)
Lowest	3699	-59.12	-13	-46.12	-66.50	-64.29	1.83	7.00	H
	5550	-53.07	-13	-40.07	-65.24	-60.69	2.18	9.80	H
	7401	-52.24	-13	-39.24	-69.47	-61.91	2.53	12.20	H
	3699	-56.66	-13	-43.66	-65.51	-61.83	1.83	7.00	V
	5550	-51.79	-13	-38.79	-65.96	-59.41	2.18	9.80	V
	7401	-47.38	-13	-34.38	-68.48	-57.05	2.53	12.20	V
Middle	3756	-59.66	-13	-46.66	-67.04	-64.83	1.83	7.00	H
	5637	-51.93	-13	-38.93	-64.10	-59.55	2.18	9.80	H
	7515	-51.40	-13	-38.40	-68.63	-61.07	2.53	12.20	H
	3756	-58.46	-13	-45.46	-67.31	-63.63	1.83	7.00	V
	5637	-52.31	-13	-39.31	-66.48	-59.93	2.18	9.80	V
	7515	-47.81	-13	-34.81	-68.91	-57.48	2.53	12.20	V
Highest	3813	-60.42	-13	-47.42	-67.80	-65.59	1.83	7.00	H
	5721	-54.41	-13	-41.41	-66.58	-62.03	2.18	9.80	H
	7629	-52.04	-13	-39.04	-69.27	-61.71	2.53	12.20	H
	3813	-58.39	-13	-45.39	-67.24	-63.56	1.83	7.00	V
	5721	-54.40	-13	-41.40	-68.57	-62.02	2.18	9.80	V
	7629	-47.90	-13	-34.90	-69	-57.57	2.53	12.20	V

Remark: Spurious emissions within 30-1000MHz were found more than 20dB below limit line.



LTE Band 2 / 5MHz / QPSK / RB Size 1 Offset 0 for Sample 1									
Channel	Frequency (MHz)	EIRP (dBm)	Limit (dBm)	Over Limit (dB)	SPA Reading (dBm)	S.G. Power (dBm)	TX Cable loss (dB)	TX Antenna Gain (dBi)	Polarization (H/V)
Lowest	3702	-59.23	-13	-46.23	-66.61	-64.40	1.83	7.00	H
	5550	-55.45	-13	-42.45	-67.62	-63.07	2.18	9.80	H
	7401	-51.05	-13	-38.05	-68.28	-60.72	2.53	12.20	H
	3702	-56.41	-13	-43.41	-65.26	-61.58	1.83	7.00	V
	5550	-52.51	-13	-39.51	-66.68	-60.13	2.18	9.80	V
	7401	-48.51	-13	-35.51	-69.61	-58.18	2.53	12.20	V
Middle	3756	-59.94	-13	-46.94	-67.32	-65.11	1.83	7.00	H
	5634	-56.37	-13	-43.37	-68.54	-63.99	2.18	9.80	H
	7512	-51.65	-13	-38.65	-68.88	-61.32	2.53	12.20	H
	3756	-56.11	-13	-43.11	-64.96	-61.28	1.83	7.00	V
	5634	-53.46	-13	-40.46	-67.63	-61.08	2.18	9.80	V
	7512	-48.38	-13	-35.38	-69.48	-58.05	2.53	12.20	V
Highest	3810	-59.34	-13	-46.34	-66.72	-64.51	1.83	7.00	H
	5715	-56.65	-13	-43.65	-68.82	-64.27	2.18	9.80	H
	7620	-51.82	-13	-38.82	-69.05	-61.49	2.53	12.20	H
	3810	-59.06	-13	-46.06	-67.91	-64.23	1.83	7.00	V
	5715	-54.90	-13	-41.90	-69.07	-62.52	2.18	9.80	V
	7620	-48.55	-13	-35.55	-69.65	-58.22	2.53	12.20	V

Remark: Spurious emissions within 30-1000MHz were found more than 20dB below limit line.



LTE Band 2 / 10MHz / QPSK / RB Size 1 Offset 0 for Sample 1									
Channel	Frequency (MHz)	EIRP (dBm)	Limit (dBm)	Over Limit (dB)	SPA Reading (dBm)	S.G. Power (dBm)	TX Cable loss (dB)	TX Antenna Gain (dBi)	Polarization (H/V)
Lowest	3702	-58.56	-13	-45.56	-65.94	-63.73	1.83	7.00	H
	5553	-56.21	-13	-43.21	-68.38	-63.83	2.18	9.80	H
	7401	-57.17	-13	-44.17	-74.40	-66.84	2.53	12.20	H
	3702	-61.43	-13	-48.43	-70.28	-66.60	1.83	7.00	V
	5553	-59.43	-13	-46.43	-73.6	-67.05	2.18	9.80	V
	7401	-53.33	-13	-40.33	-74.43	-63.00	2.53	12.20	V
Middle	3750	-60.72	-13	-47.72	-68.10	-65.89	1.83	7.00	H
	5628	-53.65	-13	-40.65	-65.82	-61.27	2.18	9.80	H
	7503	-52.97	-13	-39.97	-70.20	-62.64	2.53	12.20	H
	3750	-58.28	-13	-45.28	-67.13	-63.45	1.83	7.00	V
	5628	-53.15	-13	-40.15	-67.32	-60.77	2.18	9.80	V
	7503	-49.45	-13	-36.45	-70.55	-59.12	2.53	12.20	V
Highest	3801	-58.54	-13	-45.54	-65.92	-63.71	1.83	7.00	H
	5703	-55.29	-13	-42.29	-67.46	-62.91	2.18	9.80	H
	7602	-51.74	-13	-38.74	-68.97	-61.41	2.53	12.20	H
	3801	-58.74	-13	-45.74	-67.59	-63.91	1.83	7.00	V
	5703	-53.54	-13	-40.54	-67.71	-61.16	2.18	9.80	V
	7602	-48.19	-13	-35.19	-69.29	-57.86	2.53	12.20	V

Remark: Spurious emissions within 30-1000MHz were found more than 20dB below limit line.



LTE Band 2 / 15MHz / QPSK / RB Size 1 Offset 0 for Sample 1									
Channel	Frequency (MHz)	EIRP (dBm)	Limit (dBm)	Over Limit (dB)	SPA Reading (dBm)	S.G. Power (dBm)	TX Cable loss (dB)	TX Antenna Gain (dBi)	Polarization (H/V)
Lowest	3702	-60.44	-13	-47.44	-67.82	-65.61	1.83	7.00	H
	5553	-55.64	-13	-42.64	-67.81	-63.26	2.18	9.80	H
	7404	-57.31	-13	-44.31	-74.54	-66.98	2.53	12.20	H
	3702	-57.12	-13	-44.12	-65.97	-62.29	1.83	7.00	V
	5553	-52.33	-13	-39.33	-66.5	-59.95	2.18	9.80	V
	7404	-48.56	-13	-35.56	-69.66	-58.23	2.53	12.20	V
Middle	3747	-60.39	-13	-47.39	-67.77	-65.56	1.83	7.00	H
	5619	-55.83	-13	-42.83	-68.00	-63.45	2.18	9.80	H
	7494	-57.08	-13	-44.08	-74.31	-66.75	2.53	12.20	H
	3747	-59.64	-13	-46.64	-68.49	-64.81	1.83	7.00	V
	5619	-55.44	-13	-42.44	-69.61	-63.06	2.18	9.80	V
	7494	-53.04	-13	-40.04	-74.14	-62.71	2.53	12.20	V
Highest	3792	-60.92	-13	-47.92	-68.30	-66.09	1.83	7.00	H
	5688	-55.94	-13	-42.94	-68.11	-63.56	2.18	9.80	H
	7584	-52.90	-13	-39.90	-70.13	-62.57	2.53	12.20	H
	3792	-58.59	-13	-45.59	-67.44	-63.76	1.83	7.00	V
	5688	-53.29	-13	-40.29	-67.46	-60.91	2.18	9.80	V
	7584	-48.75	-13	-35.75	-69.85	-58.42	2.53	12.20	V

Remark: Spurious emissions within 30-1000MHz were found more than 20dB below limit line.



LTE Band 2 / 20MHz / QPSK / RB Size 1 Offset 0 for Sample 1									
Channel	Frequency (MHz)	EIRP (dBm)	Limit (dBm)	Over Limit (dB)	SPA Reading (dBm)	S.G. Power (dBm)	TX Cable loss (dB)	TX Antenna Gain (dBi)	Polarization (H/V)
Lowest	3702	-57.20	-13	-44.20	-64.58	-62.37	1.83	7.00	H
	5553	-55.92	-13	-42.92	-68.09	-63.54	2.18	9.80	H
	7404	-56.33	-13	-43.33	-73.56	-66.00	2.53	12.20	H
	3702	-61.12	-13	-48.12	-69.97	-66.29	1.83	7.00	V
	5553	-58.58	-13	-45.58	-72.75	-66.20	2.18	9.80	V
	7404	-52.36	-13	-39.36	-73.46	-62.03	2.53	12.20	V
Middle	3741	-59.90	-13	-46.90	-67.28	-65.07	1.83	7.00	H
	5613	-56.05	-13	-43.05	-68.22	-63.67	2.18	9.80	H
	7485	-55.58	-13	-42.58	-72.81	-65.25	2.53	12.20	H
	3741	-58.26	-13	-45.26	-67.11	-63.43	1.83	7.00	V
	5613	-53.58	-13	-40.58	-67.75	-61.20	2.18	9.80	V
	7485	-48.11	-13	-35.11	-69.21	-57.78	2.53	12.20	V
Highest	3783	-60.01	-13	-47.01	-67.39	-65.18	1.83	7.00	H
	5673	-54.82	-13	-41.82	-66.99	-62.44	2.18	9.80	H
	7563	-52.51	-13	-39.51	-69.74	-62.18	2.53	12.20	H
	3783	-57.32	-13	-44.32	-66.17	-62.49	1.83	7.00	V
	5673	-54.22	-13	-41.22	-68.39	-61.84	2.18	9.80	V
	7563	-48.62	-13	-35.62	-69.72	-58.29	2.53	12.20	V

Remark: Spurious emissions within 30-1000MHz were found more than 20dB below limit line.



LTE Band 4 / 1.4MHz / QPSK / RB Size 1 Offset 0 for Sample 1									
Channel	Frequency (MHz)	EIRP (dBm)	Limit (dBm)	Over Limit (dB)	SPA Reading (dBm)	S.G. Power (dBm)	TX Cable loss (dB)	TX Antenna Gain (dBi)	Polarization (H/V)
Lowest	3420	-54.47	-13	-41.47	-66.50	-58.44	4.87	8.84	H
	5130	-54.40	-13	-41.40	-70.22	-55.84	7.70	9.14	H
	6840	-51.67	-13	-38.67	-72.72	-53.35	8.98	10.66	H
	3420	-54.79	-13	-41.79	-69.5	-58.76	4.87	8.84	V
	5130	-54.52	-13	-41.52	-70.54	-55.96	7.70	9.14	V
	6840	-51.74	-13	-38.74	-72.54	-53.42	8.98	10.66	V
Middle	3465	-57.99	-13	-44.99	-70.02	-61.96	4.87	8.84	H
	5196	-56.07	-13	-43.07	-71.89	-57.51	7.70	9.14	H
	6927	-50.59	-13	-37.59	-71.64	-52.27	8.98	10.66	H
	3465	-55.81	-13	-42.81	-70.52	-59.78	4.87	8.84	V
	5196	-56.05	-13	-43.05	-72.07	-57.49	7.70	9.14	V
	6927	-51.18	-13	-38.18	-71.98	-52.86	8.98	10.66	V
Highest	3507	-55.01	-13	-42.01	-67.04	-58.98	4.87	8.84	H
	5262	-56.79	-13	-43.79	-72.61	-58.23	7.70	9.14	H
	7014	-50.69	-13	-37.69	-71.74	-52.37	8.98	10.66	H
	3507	-54.58	-13	-41.58	-69.29	-58.55	4.87	8.84	V
	5262	-55.07	-13	-42.07	-71.09	-56.51	7.70	9.14	V
	7014	-50.92	-13	-37.92	-71.72	-52.60	8.98	10.66	V

Remark: Spurious emissions within 30-1000MHz were found more than 20dB below limit line.



LTE Band 4 / 3MHz / QPSK / RB Size 1 Offset 0 for Sample 1									
Channel	Frequency (MHz)	EIRP (dBm)	Limit (dBm)	Over Limit (dB)	SPA Reading (dBm)	S.G. Power (dBm)	TX Cable loss (dB)	TX Antenna Gain (dBi)	Polarization (H/V)
Lowest	3420	-54.49	-13	-41.49	-66.52	-58.46	4.87	8.84	H
	5130	-54.84	-13	-41.84	-70.66	-56.28	7.70	9.14	H
	6840	-51.50	-13	-38.50	-72.55	-53.18	8.98	10.66	H
	3420	-54.51	-13	-41.51	-69.22	-58.48	4.87	8.84	V
	5130	-54.48	-13	-41.48	-70.5	-55.92	7.70	9.14	V
	6840	-52.16	-13	-39.16	-72.96	-53.84	8.98	10.66	V
Middle	3462	-56.54	-13	-43.54	-68.57	-60.51	4.87	8.84	H
	5193	-55.97	-13	-42.97	-71.79	-57.41	7.70	9.14	H
	6924	-51.70	-13	-38.70	-72.75	-53.38	8.98	10.66	H
	3462	-55.29	-13	-42.29	-70	-59.26	4.87	8.84	V
	5193	-55.90	-13	-42.90	-71.92	-57.34	7.70	9.14	V
	6924	-51.31	-13	-38.31	-72.11	-52.99	8.98	10.66	V
Highest	3504	-54.26	-13	-41.26	-66.29	-58.23	4.87	8.84	H
	5256	-56.43	-13	-43.43	-72.25	-57.87	7.70	9.14	H
	7008	-51.72	-13	-38.72	-72.77	-53.40	8.98	10.66	H
	3504	-54.19	-13	-41.19	-68.9	-58.16	4.87	8.84	V
	5256	-56.04	-13	-43.04	-72.06	-57.48	7.70	9.14	V
	7008	-52.05	-13	-39.05	-72.85	-53.73	8.98	10.66	V

Remark: Spurious emissions within 30-1000MHz were found more than 20dB below limit line.



LTE Band 4 / 5MHz / QPSK for Sample 1									
Channel	Frequency (MHz)	EIRP (dBm)	Limit (dBm)	Over Limit (dB)	SPA Reading (dBm)	S.G. Power (dBm)	TX Cable loss (dB)	TX Antenna Gain (dBi)	Polarization (H/V)
Lowest	3420	-55.41	-13	-42.41	-67.44	-59.38	4.87	8.84	H
	5130	-54.60	-13	-41.60	-70.42	-56.04	7.70	9.14	H
	6840	-51.66	-13	-38.66	-72.71	-53.34	8.98	10.66	H
	3420	-54.26	-13	-41.26	-68.97	-58.23	4.87	8.84	V
	5130	-54.87	-13	-41.87	-70.89	-56.31	7.70	9.14	V
	6840	-51.08	-13	-38.08	-71.88	-52.76	8.98	10.66	V
Middle	3462	-56.54	-13	-43.54	-68.57	-60.51	4.87	8.84	H
	5190	-56.37	-13	-43.37	-72.19	-57.81	7.70	9.14	H
	6921	-49.94	-13	-36.94	-70.99	-51.62	8.98	10.66	H
	3462	-55.81	-13	-42.81	-70.52	-59.78	4.87	8.84	V
	5190	-55.59	-13	-42.59	-71.61	-57.03	7.70	9.14	V
	6921	-50.86	-13	-37.86	-71.66	-52.54	8.98	10.66	V
Highest	3501	-54.09	-13	-41.09	-66.12	-58.06	4.87	8.84	H
	5250	-56.67	-13	-43.67	-72.49	-58.11	7.70	9.14	H
	7002	-51.46	-13	-38.46	-72.51	-53.14	8.98	10.66	H
	3501	-54.62	-13	-41.62	-69.33	-58.59	4.87	8.84	V
	5250	-55.79	-13	-42.79	-71.81	-57.23	7.70	9.14	V
	7002	-51.61	-13	-38.61	-72.41	-53.29	8.98	10.66	V

Remark: Spurious emissions within 30-1000MHz were found more than 20dB below limit line.

LTE Band 4 / 5MHz / QPSK for Sample 2									
Channel	Frequency (MHz)	EIRP (dBm)	Limit (dBm)	Over Limit (dB)	SPA Reading (dBm)	S.G. Power (dBm)	TX Cable loss (dB)	TX Antenna Gain (dBi)	Polarization (H/V)
Middle	3462	-54.44	-13	-41.44	-66.47	-58.41	4.87	8.84	H
	5190	-40.04	-13	-27.04	-57.65	-41.48	7.70	9.14	H
	6921	-51.07	-13	-38.07	-72.12	-52.75	8.98	10.66	H
	3462	-49.94	-13	-36.94	-64.65	-53.91	4.87	8.84	V
	5190	-45.11	-13	-32.11	-61.13	-46.55	7.70	9.14	V
	6921	-51.31	-13	-38.31	-72.11	-52.99	8.98	10.66	V

Remark: Spurious emissions within 30-1000MHz were found more than 20dB below limit line.



LTE Band 4 / 10MHz / QPSK / RB Size 1 Offset 0 for Sample 1									
Channel	Frequency (MHz)	EIRP (dBm)	Limit (dBm)	Over Limit (dB)	SPA Reading (dBm)	S.G. Power (dBm)	TX Cable loss (dB)	TX Antenna Gain (dBi)	Polarization (H/V)
Lowest	3420	-54.62	-13	-41.62	-66.65	-58.59	4.87	8.84	H
	5133	-54.82	-13	-41.82	-70.64	-56.26	7.70	9.14	H
	6843	-51.59	-13	-38.59	-72.64	-53.27	8.98	10.66	H
	3420	-54.40	-13	-41.40	-69.11	-58.37	4.87	8.84	V
	5133	-55.43	-13	-42.43	-71.45	-56.87	7.70	9.14	V
	6843	-50.54	-13	-37.54	-71.34	-52.22	8.98	10.66	V
Middle	3456	-53.90	-13	-40.90	-65.93	-57.87	4.87	8.84	H
	5184	-56.19	-13	-43.19	-72.01	-57.63	7.70	9.14	H
	6912	-51.55	-13	-38.55	-72.60	-53.23	8.98	10.66	H
	3456	-53.64	-13	-40.64	-68.35	-57.61	4.87	8.84	V
	5184	-55.93	-13	-42.93	-71.95	-57.37	7.70	9.14	V
	6912	-51.54	-13	-38.54	-72.34	-53.22	8.98	10.66	V
Highest	3492	-56.43	-13	-43.43	-68.46	-60.40	4.87	8.84	H
	5238	-56.46	-13	-43.46	-72.28	-57.90	7.70	9.14	H
	6981	-51.69	-13	-38.69	-72.74	-53.37	8.98	10.66	H
	3492	-55.77	-13	-42.77	-70.48	-59.74	4.87	8.84	V
	5238	-55.90	-13	-42.90	-71.92	-57.34	7.70	9.14	V
	6981	-51.90	-13	-38.90	-72.7	-53.58	8.98	10.66	V

Remark: Spurious emissions within 30-1000MHz were found more than 20dB below limit line.



LTE Band 4 / 15MHz / QPSK / RB Size 1 Offset 0 for Sample 1									
Channel	Frequency (MHz)	EIRP (dBm)	Limit (dBm)	Over Limit (dB)	SPA Reading (dBm)	S.G. Power (dBm)	TX Cable loss (dB)	TX Antenna Gain (dBi)	Polarization (H/V)
Lowest	3423	-54.58	-13	-41.58	-66.61	-58.55	4.87	8.84	H
	5133	-55.08	-13	-42.08	-70.90	-56.52	7.70	9.14	H
	6843	-50.61	-13	-37.61	-71.66	-52.29	8.98	10.66	H
	3423	-52.72	-13	-39.72	-67.43	-56.69	4.87	8.84	V
	5133	-55.04	-13	-42.04	-71.06	-56.48	7.70	9.14	V
	6843	-51.50	-13	-38.50	-72.3	-53.18	8.98	10.66	V
Middle	3453	-53.50	-13	-40.50	-65.53	-57.47	4.87	8.84	H
	5178	-56.40	-13	-43.40	-72.22	-57.84	7.70	9.14	H
	6903	-50.48	-13	-37.48	-71.53	-52.16	8.98	10.66	H
	3453	-53.08	-13	-40.08	-67.79	-57.05	4.87	8.84	V
	5178	-55.32	-13	-42.32	-71.34	-56.76	7.70	9.14	V
	6903	-51.25	-13	-38.25	-72.05	-52.93	8.98	10.66	V
Highest	3483	-57.44	-13	-44.44	-69.47	-61.41	4.87	8.84	H
	5223	-56.11	-13	-43.11	-71.93	-57.55	7.70	9.14	H
	6963	-51.56	-13	-38.56	-72.61	-53.24	8.98	10.66	H
	3483	-56.42	-13	-43.42	-71.13	-60.39	4.87	8.84	V
	5223	-54.54	-13	-41.54	-70.56	-55.98	7.70	9.14	V
	6963	-51.31	-13	-38.31	-72.11	-52.99	8.98	10.66	V

Remark: Spurious emissions within 30-1000MHz were found more than 20dB below limit line.



LTE Band 4 / 20MHz / QPSK / RB Size 1 Offset 0 for Sample 1									
Channel	Frequency (MHz)	EIRP (dBm)	Limit (dBm)	Over Limit (dB)	SPA Reading (dBm)	S.G. Power (dBm)	TX Cable loss (dB)	TX Antenna Gain (dBi)	Polarization (H/V)
Lowest	3423	-54.64	-13	-41.64	-66.67	-58.61	4.87	8.84	H
	5133	-55.41	-13	-42.41	-71.23	-56.85	7.70	9.14	H
	6843	-51.86	-13	-38.86	-72.91	-53.54	8.98	10.66	H
	3423	-53.97	-13	-40.97	-68.68	-57.94	4.87	8.84	V
	5133	-55.48	-13	-42.48	-71.5	-56.92	7.70	9.14	V
	6843	-51.71	-13	-38.71	-72.51	-53.39	8.98	10.66	V
Middle	3447	-53.48	-13	-40.48	-65.51	-57.45	4.87	8.84	H
	5172	-55.93	-13	-42.93	-71.75	-57.37	7.70	9.14	H
	6894	-51.34	-13	-38.34	-72.39	-53.02	8.98	10.66	H
	3447	-52.26	-13	-39.26	-66.97	-56.23	4.87	8.84	V
	5172	-55.86	-13	-42.86	-71.88	-57.30	7.70	9.14	V
	6894	-51.71	-13	-38.71	-72.51	-53.39	8.98	10.66	V
Highest	3471	-56.22	-13	-43.22	-68.25	-60.19	4.87	8.84	H
	5208	-56.27	-13	-43.27	-72.09	-57.71	7.70	9.14	H
	6945	-50.92	-13	-37.92	-71.97	-52.60	8.98	10.66	H
	3471	-56.05	-13	-43.05	-70.76	-60.02	4.87	8.84	V
	5208	-55.55	-13	-42.55	-71.57	-56.99	7.70	9.14	V
	6945	-50.82	-13	-37.82	-71.62	-52.50	8.98	10.66	V

Remark: Spurious emissions within 30-1000MHz were found more than 20dB below limit line.



LTE Band 5 / 1.4MHz / QPSK / RB Size 1 Offset 0 for Sample 1									
Channel	Frequency (MHz)	ERP (dBm)	Limit (dBm)	Over Limit (dB)	SPA Reading (dBm)	S.G. Power (dBm)	TX Cable loss (dB)	TX Antenna Gain (dBi)	Polarization (H/V)
Lowest	1648	-53.17	-13	-40.17	-57.63	-55.49	1.33	5.80	H
	2472	-41.24	-13	-28.24	-53.50	-44.41	1.58	6.90	H
	3297	-61.89	-13	-48.89	-71.10	-65.39	1.85	7.50	H
	1648	-54.28	-13	-41.28	-58.27	-56.60	1.33	5.80	V
	2474	-38.46	-13	-25.46	-50.26	-41.63	1.58	6.90	V
	3297	-62.53	-13	-49.53	-71.55	-66.03	1.85	7.50	V
Middle	1672	-51.49	-13	-38.49	-56.35	-53.81	1.33	5.80	H
	2508	-39.61	-13	-26.61	-52.02	-42.78	1.58	6.90	H
	3345	-62.89	-13	-49.89	-72.10	-66.39	1.85	7.50	H
	1672	-54.13	-13	-41.13	-58.14	-56.45	1.33	5.80	V
	2508	-38.90	-13	-25.90	-50.61	-42.07	1.58	6.90	V
	3345	-62.17	-13	-49.17	-71.19	-65.67	1.85	7.50	V
Highest	1696	-62.53	-13	-49.53	-65.13	-64.85	1.33	5.80	H
	2544	-47.24	-13	-34.24	-58.22	-50.41	1.58	6.90	H
	3390	-62.65	-13	-49.65	-71.86	-66.15	1.85	7.50	H
	1696	-64.01	-13	-51.01	-65.88	-66.33	1.33	5.80	V
	2544	-47.46	-13	-34.46	-57.77	-50.63	1.58	6.90	V
	3390	-63.03	-13	-50.03	-72.05	-66.53	1.85	7.50	V

Remark: Spurious emissions within 30-1000MHz were found more than 20dB below limit line.



LTE Band 5 / 3MHz / QPSK / RB Size 1 Offset 0 for Sample 1									
Channel	Frequency (MHz)	ERP (dBm)	Limit (dBm)	Over Limit (dB)	SPA Reading (dBm)	S.G. Power (dBm)	TX Cable loss (dB)	TX Antenna Gain (dBi)	Polarization (H/V)
Lowest	1648	-51.56	-13	-38.56	-56.41	-53.88	1.33	5.80	H
	2472	-39.88	-13	-26.88	-52.26	-43.05	1.58	6.90	H
	3297	-62.23	-13	-49.23	-71.44	-65.73	1.85	7.50	H
	1648	-54.24	-13	-41.24	-58.23	-56.56	1.33	5.80	V
	2472	-35.13	-13	-22.13	-47.21	-38.30	1.58	6.90	V
	3297	-62.06	-13	-49.06	-71.08	-65.56	1.85	7.50	V
Middle	1670	-53.09	-13	-40.09	-57.57	-55.41	1.33	5.80	H
	2506	-38.39	-13	-25.39	-50.91	-41.56	1.58	6.90	H
	3342	-61.64	-13	-48.64	-70.85	-65.14	1.85	7.50	H
	1670	-53.12	-13	-40.12	-57.66	-55.44	1.33	5.80	V
	2506	-39.78	-13	-26.78	-51.47	-42.95	1.58	6.90	V
	3342	-61.94	-13	-48.94	-70.96	-65.44	1.85	7.50	V
Highest	1692	-60.07	-13	-47.07	-62.67	-62.39	1.33	5.80	H
	2538	-48.17	-13	-35.17	-58.80	-51.34	1.58	6.90	H
	3384	-62.71	-13	-49.71	-71.92	-66.21	1.85	7.50	H
	1692	-63.58	-13	-50.58	-65.45	-65.90	1.33	5.80	V
	2538	-47.89	-13	-34.89	-58.14	-51.06	1.58	6.90	V
	3384	-62.83	-13	-49.83	-71.85	-66.33	1.85	7.50	V

Remark: Spurious emissions within 30-1000MHz were found more than 20dB below limit line.



LTE Band 5 / 5MHz / QPSK / RB Size 1 Offset 0 for Sample 1									
Channel	Frequency (MHz)	ERP (dBm)	Limit (dBm)	Over Limit (dB)	SPA Reading (dBm)	S.G. Power (dBm)	TX Cable loss (dB)	TX Antenna Gain (dBi)	Polarization (H/V)
Lowest	1648	-49.11	-13	-36.11	-54.67	-51.43	1.33	5.80	H
	2474	-39.89	-13	-26.89	-52.27	-43.06	1.58	6.90	H
	3297	-61.91	-13	-48.91	-71.12	-65.41	1.85	7.50	H
	1648	-52.25	-13	-39.25	-56.86	-54.57	1.33	5.80	V
	2474	-32.91	-13	-19.91	-44.94	-36.08	1.58	6.90	V
	3297	-62.38	-13	-49.38	-71.40	-65.88	1.85	7.50	V
Middle	1668	-50.96	-13	-37.96	-55.92	-53.28	1.33	5.80	H
	2504	-40.01	-13	-27.01	-52.37	-43.18	1.58	6.90	H
	3336	-62.67	-13	-49.67	-71.88	-66.17	1.85	7.50	H
	1668	-52.69	-13	-39.69	-57.30	-55.01	1.33	5.80	V
	2504	-41.29	-13	-28.29	-52.75	-44.46	1.58	6.90	V
	3336	-62.19	-13	-49.19	-71.21	-65.69	1.85	7.50	V
Highest	1688	-62.02	-13	-49.02	-64.62	-64.34	1.33	5.80	H
	2534	-44.31	-13	-31.31	-56.01	-47.48	1.58	6.90	H
	3378	-63.50	-13	-50.50	-72.71	-67.00	1.85	7.50	H
	1688	-64.75	-13	-51.75	-66.62	-67.07	1.33	5.80	V
	2534	-44.71	-13	-31.71	-55.71	-47.88	1.58	6.90	V
	3378	-62.95	-13	-49.95	-71.97	-66.45	1.85	7.50	V

Remark: Spurious emissions within 30-1000MHz were found more than 20dB below limit line.



LTE Band 5 / 10MHz / QPSK / RB Size 1 Offset 0 for Sample 1									
Channel	Frequency (MHz)	ERP (dBm)	Limit (dBm)	Over Limit (dB)	SPA Reading (dBm)	S.G. Power (dBm)	TX Cable loss (dB)	TX Antenna Gain (dBi)	Polarization (H/V)
Lowest	1650	-48.45	-13	-35.45	-54.05	-50.77	1.33	5.80	H
	2474	-36.65	-13	-23.65	-49.41	-39.82	1.58	6.90	H
	3297	-62.40	-13	-49.40	-71.61	-65.90	1.85	7.50	H
	1650	-53.51	-13	-40.51	-57.82	-55.83	1.33	5.80	V
	2474	-33.13	-13	-20.13	-45.18	-36.30	1.58	6.90	V
	3297	-61.48	-13	-48.48	-70.50	-64.98	1.85	7.50	V
Middle	1664	-54.00	-13	-41.00	-58.24	-56.32	1.33	5.80	H
	2496	-39.15	-13	-26.15	-51.62	-42.32	1.58	6.90	H
	3327	-61.96	-13	-48.96	-71.17	-65.46	1.85	7.50	H
	1664	-56.58	-13	-43.58	-59.70	-58.90	1.33	5.80	V
	2496	-36.34	-13	-23.34	-48.45	-39.51	1.58	6.90	V
	3327	-62.30	-13	-49.30	-71.32	-65.80	1.85	7.50	V
Highest	1680	-59.09	-13	-46.09	-61.69	-61.41	1.33	5.80	H
	2520	-44.40	-13	-31.40	-56.08	-47.57	1.58	6.90	H
	3357	-62.73	-13	-49.73	-71.94	-66.23	1.85	7.50	H
	1680	-64.45	-13	-51.45	-66.32	-66.77	1.33	5.80	V
	2518	-45.33	-13	-32.33	-56.21	-48.50	1.58	6.90	V
	3357	-63.60	-13	-50.60	-72.62	-67.10	1.85	7.50	V

Remark: Spurious emissions within 30-1000MHz were found more than 20dB below limit line.



LTE Band 7 / 5MHz / QPSK / RB Size 1 Offset 0 for Sample 1									
Channel	Frequency (MHz)	EIRP (dBm)	Limit (dBm)	Over Limit (dB)	SPA Reading (dBm)	S.G. Power (dBm)	TX Cable loss (dB)	TX Antenna Gain (dBi)	Polarization (H/V)
Lowest	5001	-53.43	-25	-28.43	-38.87	-60.79	1.76	9.12	H
	7500	-49.75	-25	-24.75	-39.45	-59.72	2.16	12.13	H
	9999	-57.52	-25	-32.52	-52.76	-67.40	2.22	12.10	H
	5001	-51.97	-25	-26.97	-38.49	-59.33	1.76	9.12	V
	7500	-50.54	-25	-25.54	-38.53	-60.51	2.16	12.13	V
	9999	-57.63	-25	-32.63	-53.08	-67.51	2.22	12.10	V
Middle	5067	-53.97	-25	-28.97	-39.41	-61.33	1.76	9.12	H
	7599	-55.84	-25	-30.84	-45.54	-65.81	2.16	12.13	H
	10134	-57.67	-25	-32.67	-52.91	-67.55	2.22	12.10	H
	5067	-54.04	-25	-29.04	-40.56	-61.40	1.76	9.12	V
	7599	-54.13	-25	-29.13	-42.12	-64.10	2.16	12.13	V
	10134	-57.85	-25	-32.85	-53.3	-67.73	2.22	12.10	V
Highest	5130	-56.92	-25	-31.92	-42.36	-64.28	1.76	9.12	H
	7695	-54.48	-25	-29.48	-44.18	-64.45	2.16	12.13	H
	10260	-57.36	-25	-32.36	-52.60	-67.24	2.22	12.10	H
	5130	-58.41	-25	-33.41	-44.93	-65.77	1.76	9.12	V
	7695	-51.49	-25	-26.49	-39.48	-61.46	2.16	12.13	V
	10260	-58.20	-25	-33.20	-53.65	-68.08	2.22	12.10	V

Remark: Spurious emissions within 30-1000MHz were found more than 20dB below limit line.



LTE Band 7 / 10MHz / QPSK / RB Size 1 Offset 0 for Sample 1									
Channel	Frequency (MHz)	EIRP (dBm)	Limit (dBm)	Over Limit (dB)	SPA Reading (dBm)	S.G. Power (dBm)	TX Cable loss (dB)	TX Antenna Gain (dBi)	Polarization (H/V)
Lowest	5001	-55.19	-25	-30.19	-40.63	-62.55	1.76	9.12	H
	7503	-51.34	-25	-26.34	-41.04	-61.31	2.16	12.13	H
	9999	-57.54	-25	-32.54	-52.78	-67.42	2.22	12.10	H
	5001	-52.92	-25	-27.92	-39.44	-60.28	1.76	9.12	V
	7503	-49.38	-25	-24.38	-37.62	-59.35	2.16	12.13	V
	9999	-57.11	-25	-32.11	-52.56	-66.99	2.22	12.10	V
Middle	5061	-54.49	-25	-29.49	-39.93	-61.85	1.76	9.12	H
	7593	-55.93	-25	-30.93	-45.63	-65.90	2.16	12.13	H
	10125	-58.36	-25	-33.36	-53.60	-68.24	2.22	12.10	H
	5061	-54.88	-25	-29.88	-41.4	-62.24	1.76	9.12	V
	7593	-53.92	-25	-28.92	-41.91	-63.89	2.16	12.13	V
	10125	-57.02	-25	-32.02	-52.47	-66.90	2.22	12.10	V
Highest	5121	-56.40	-25	-31.40	-41.84	-63.76	1.76	9.12	H
	7683	-53.71	-25	-28.71	-43.41	-63.68	2.16	12.13	H
	10242	-57.62	-25	-32.62	-52.86	-67.50	2.22	12.10	H
	5121	-56.20	-25	-31.20	-42.72	-63.56	1.76	9.12	V
	7683	-50.64	-25	-25.64	-38.63	-60.61	2.16	12.13	V
	10242	-57.43	-25	-32.43	-52.88	-67.31	2.22	12.10	V

Remark: Spurious emissions within 30-1000MHz were found more than 20dB below limit line.



LTE Band 7 / 15MHz / QPSK / RB Size 1 Offset 0 for Sample 1									
Channel	Frequency (MHz)	EIRP (dBm)	Limit (dBm)	Over Limit (dB)	SPA Reading (dBm)	S.G. Power (dBm)	TX Cable loss (dB)	TX Antenna Gain (dBi)	Polarization (H/V)
Lowest	5001	-54.31	-25	-29.31	-39.75	-61.67	1.76	9.12	H
	7503	-49.85	-25	-24.85	-39.55	-59.82	2.16	12.13	H
	9999	-58.13	-25	-33.13	-53.37	-68.01	2.22	12.10	H
	5001	-52.74	-25	-27.74	-39.26	-60.10	1.76	9.12	V
	7503	-48.85	-25	-23.85	-37.34	-58.82	2.16	12.13	V
	9999	-57.80	-25	-32.80	-53.25	-67.68	2.22	12.10	V
Middle	5058	-56.57	-25	-31.57	-42.01	-63.93	1.76	9.12	H
	7584	-55.39	-25	-30.39	-45.09	-65.36	2.16	12.13	H
	10116	-57.28	-25	-32.28	-52.52	-67.16	2.22	12.10	H
	5058	-54.99	-25	-29.99	-41.51	-62.35	1.76	9.12	V
	7584	-52.27	-25	-27.27	-40.26	-62.24	2.16	12.13	V
	10116	-57.41	-25	-32.41	-52.86	-67.29	2.22	12.10	V
Highest	5112	-55.89	-25	-30.89	-41.33	-63.25	1.76	9.12	H
	7668	-56.18	-25	-31.18	-45.88	-66.15	2.16	12.13	H
	10224	-57.38	-25	-32.38	-52.62	-67.26	2.22	12.10	H
	5112	-55.81	-25	-30.81	-42.33	-63.17	1.76	9.12	V
	7668	-52.23	-25	-27.23	-40.22	-62.20	2.16	12.13	V
	10224	-56.63	-25	-31.63	-52.08	-66.51	2.22	12.10	V

Remark: Spurious emissions within 30-1000MHz were found more than 20dB below limit line.



LTE Band 7 / 20MHz / QPSK / RB Size 1 Offset 0 for Sample 1									
Channel	Frequency (MHz)	EIRP (dBm)	Limit (dBm)	Over Limit (dB)	SPA Reading (dBm)	S.G. Power (dBm)	TX Cable loss (dB)	TX Antenna Gain (dBi)	Polarization (H/V)
Lowest	5001	-54.40	-25	-29.40	-39.84	-61.76	1.76	9.12	H
	7503	-51.79	-25	-26.79	-41.49	-61.76	2.16	12.13	H
	10008	-57.70	-25	-32.70	-52.94	-67.58	2.22	12.10	H
	5001	-54.14	-25	-29.14	-40.66	-61.50	1.76	9.12	V
	7503	-48.43	-25	-23.43	-37.2	-58.40	2.16	12.13	V
	10008	-57.78	-25	-32.78	-53.23	-67.66	2.22	12.10	V
Middle	5052	-54.85	-25	-29.85	-40.29	-62.21	1.76	9.12	H
	7578	-53.19	-25	-28.19	-42.89	-63.16	2.16	12.13	H
	10107	-57.32	-25	-32.32	-52.56	-67.20	2.22	12.10	H
	5052	-55.69	-25	-30.69	-42.21	-63.05	1.76	9.12	V
	7578	-51.04	-25	-26.04	-39.03	-61.01	2.16	12.13	V
	10107	-55.81	-25	-30.81	-51.26	-65.69	2.22	12.10	V
Highest	5103	-55.78	-25	-30.78	-41.22	-63.14	1.76	9.12	H
	7653	-54.46	-25	-29.46	-44.16	-64.43	2.16	12.13	H
	10206	-58.14	-25	-33.14	-53.38	-68.02	2.22	12.10	H
	5103	-55.45	-25	-30.45	-41.97	-62.81	1.76	9.12	V
	7653	-52.03	-25	-27.03	-40.02	-62.00	2.16	12.13	V
	10206	-57.45	-25	-32.45	-52.9	-67.33	2.22	12.10	V

Remark: Spurious emissions within 30-1000MHz were found more than 20dB below limit line.

LTE Band 7 / 20MHz / QPSK / RB Size 1 Offset 0 for Sample 2									
Channel	Frequency (MHz)	EIRP (dBm)	Limit (dBm)	Over Limit (dB)	SPA Reading (dBm)	S.G. Power (dBm)	TX Cable loss (dB)	TX Antenna Gain (dBi)	Polarization (H/V)
Lowest	5001	-50.84	-25	-25.84	-36.31	-58.20	1.76	9.12	H
	7503	-50.80	-25	-25.80	-40.50	-60.77	2.16	12.13	H
	10008	-57.90	-25	-32.90	-53.14	-67.78	2.22	12.10	H
	5001	-43.97	-25	-18.97	-32.88	-51.33	1.76	9.12	V
	7503	-46.59	-25	-21.59	-36.61	-56.56	2.16	12.13	V
	10008	-58.54	-25	-33.54	-53.99	-68.42	2.22	12.10	V

Remark: Spurious emissions within 30-1000MHz were found more than 20dB below limit line.



LTE Band 12 / 1.4MHz / QPSK / RB Size 1 Offset 0 for Sample 1									
Channel	Frequency (MHz)	ERP (dBm)	Limit (dBm)	Over Limit (dB)	SPA Reading (dBm)	S.G. Power (dBm)	TX Cable loss (dB)	TX Antenna Gain (dBi)	Polarization (H/V)
Lowest	1398	-64.45	-13	-51.45	-65.40	-65.68	1.17	4.55	H
	2098	-62.92	-13	-49.92	-67.51	-64.67	1.45	5.35	H
	2796	-65.45	-13	-52.45	-69.42	-67.72	1.68	6.10	H
	1398	-63.96	-13	-50.96	-65.03	-65.19	1.17	4.55	V
	2098	-63.66	-13	-50.66	-68.24	-65.41	1.45	5.35	V
	2796	-62.02	-13	-49.02	-69.11	-64.29	1.68	6.10	V
Middle	1414	-62.42	-13	-49.42	-63.37	-63.65	1.17	4.55	H
	2122	-53.78	-13	-40.78	-60.42	-55.53	1.45	5.35	H
	2828	-65.05	-13	-52.05	-69.02	-67.32	1.68	6.10	H
	1414	-59.38	-13	-46.38	-61.52	-60.61	1.17	4.55	V
	2122	-53.42	-13	-40.42	-60.64	-55.17	1.45	5.35	V
	2828	-61.47	-13	-48.47	-68.56	-63.74	1.68	6.10	V
Highest	1430	-62.31	-13	-49.31	-63.26	-63.54	1.17	4.55	H
	2144	-61.11	-13	-48.11	-65.70	-62.86	1.45	5.35	H
	2860	-65.15	-13	-52.15	-69.12	-67.42	1.68	6.10	H
	1430	-61.98	-13	-48.98	-63.06	-63.21	1.17	4.55	V
	2144	-63.34	-13	-50.34	-67.92	-65.09	1.45	5.35	V
	2860	-62.41	-13	-49.41	-69.5	-64.68	1.68	6.10	V

Remark: Spurious emissions within 30-1000MHz were found more than 20dB below limit line.



LTE Band 12 / 3MHz / QPSK / RB Size 1 Offset 0 for Sample 1									
Channel	Frequency (MHz)	ERP (dBm)	Limit (dBm)	Over Limit (dB)	SPA Reading (dBm)	S.G. Power (dBm)	TX Cable loss (dB)	TX Antenna Gain (dBi)	Polarization (H/V)
Lowest	1398	-64.52	-13	-51.52	-65.47	-65.75	1.17	4.55	H
	2098	-62.02	-13	-49.02	-66.61	-63.77	1.45	5.35	H
	2796	-64.25	-13	-51.25	-68.22	-66.52	1.68	6.10	H
	1398	-63.43	-13	-50.43	-64.5	-64.66	1.17	4.55	V
	2098	-63.83	-13	-50.83	-68.41	-65.58	1.45	5.35	V
	2796	-62.24	-13	-49.24	-69.33	-64.51	1.68	6.10	V
Middle	1412	-62.70	-13	-49.70	-63.65	-63.93	1.17	4.55	H
	2118	-56.96	-13	-43.96	-62.17	-58.71	1.45	5.35	H
	2824	-65.08	-13	-52.08	-69.05	-67.35	1.68	6.10	H
	1412	-63.29	-13	-50.29	-64.36	-64.52	1.17	4.55	V
	2118	-51.39	-13	-38.39	-59.14	-53.14	1.45	5.35	V
	2824	-62.46	-13	-49.46	-69.55	-64.73	1.68	6.10	V
Highest	1426	-62.29	-13	-49.29	-63.24	-63.52	1.17	4.55	H
	2140	-61.57	-13	-48.57	-66.16	-63.32	1.45	5.35	H
	2852	-64.01	-13	-51.01	-67.98	-66.28	1.68	6.10	H
	1426	-61.74	-13	-48.74	-62.87	-62.97	1.17	4.55	V
	2140	-63.69	-13	-50.69	-68.27	-65.44	1.45	5.35	V
	2852	-61.58	-13	-48.58	-68.67	-63.85	1.68	6.10	V

Remark: Spurious emissions within 30-1000MHz were found more than 20dB below limit line.



LTE Band 12 / 5MHz / QPSK / RB Size 1 Offset 0 for Sample 1									
Channel	Frequency (MHz)	ERP (dBm)	Limit (dBm)	Over Limit (dB)	SPA Reading (dBm)	S.G. Power (dBm)	TX Cable loss (dB)	TX Antenna Gain (dBi)	Polarization (H/V)
Lowest	1398	-64.89	-13	-51.89	-65.84	-66.12	1.17	4.55	H
	2098	-62.12	-13	-49.12	-66.71	-63.87	1.45	5.35	H
	2798	-65.64	-13	-52.64	-69.61	-67.91	1.68	6.10	H
	1398	-63.55	-13	-50.55	-64.62	-64.78	1.17	4.55	V
	2098	-63.48	-13	-50.48	-68.06	-65.23	1.45	5.35	V
	2798	-62.28	-13	-49.28	-69.37	-64.55	1.68	6.10	V
Middle	1410	-63.23	-13	-50.23	-64.18	-64.46	1.17	4.55	H
	2116	-56.67	-13	-43.67	-62.09	-58.42	1.45	5.35	H
	2820	-64.80	-13	-51.80	-68.77	-67.07	1.68	6.10	H
	1410	-62.75	-13	-49.75	-63.82	-63.98	1.17	4.55	V
	2116	-51.29	-13	-38.29	-59.02	-53.04	1.45	5.35	V
	2820	-61.79	-13	-48.79	-68.88	-64.06	1.68	6.10	V
Highest	1422	-65.50	-13	-52.50	-66.45	-66.73	1.17	4.55	H
	2134	-62.59	-13	-49.59	-67.18	-64.34	1.45	5.35	H
	2846	-64.37	-13	-51.37	-68.34	-66.64	1.68	6.10	H
	1422	-64.91	-13	-51.91	-65.98	-66.14	1.17	4.55	V
	2134	-63.27	-13	-50.27	-67.85	-65.02	1.45	5.35	V
	2846	-62.33	-13	-49.33	-69.42	-64.60	1.68	6.10	V

Remark: Spurious emissions within 30-1000MHz were found more than 20dB below limit line.



LTE Band 12 / 10MHz / QPSK / RB Size 1 Offset 0 for Sample 1									
Channel	Frequency (MHz)	ERP (dBm)	Limit (dBm)	Over Limit (dB)	SPA Reading (dBm)	S.G. Power (dBm)	TX Cable loss (dB)	TX Antenna Gain (dBi)	Polarization (H/V)
Lowest	1400	-64.12	-13	-51.12	-65.07	-65.35	1.17	4.55	H
	2098	-59.32	-13	-46.32	-63.91	-61.07	1.45	5.35	H
	2798	-64.39	-13	-51.39	-68.36	-66.66	1.68	6.10	H
	1400	-63.67	-13	-50.67	-64.74	-64.90	1.17	4.55	V
	2098	-63.11	-13	-50.11	-67.69	-64.86	1.45	5.35	V
	2798	-60.30	-13	-47.30	-67.39	-62.57	1.68	6.10	V
Middle	1406	-64.23	-13	-51.23	-65.18	-65.46	1.17	4.55	H
	2110	-60.75	-13	-47.75	-65.34	-62.50	1.45	5.35	H
	2812	-64.02	-13	-51.02	-67.99	-66.29	1.68	6.10	H
	1406	-63.23	-13	-50.23	-64.3	-64.46	1.17	4.55	V
	2110	-49.98	-13	-36.98	-58.23	-51.73	1.45	5.35	V
	2812	-62.04	-13	-49.04	-69.13	-64.31	1.68	6.10	V
Highest	1414	-62.73	-13	-49.73	-63.68	-63.96	1.17	4.55	H
	2120	-62.40	-13	-49.40	-66.99	-64.15	1.45	5.35	H
	2826	-64.39	-13	-51.39	-68.36	-66.66	1.68	6.10	H
	1414	-61.62	-13	-48.62	-62.77	-62.85	1.17	4.55	V
	2120	-63.54	-13	-50.54	-68.12	-65.29	1.45	5.35	V
	2826	-61.18	-13	-48.18	-68.27	-63.45	1.68	6.10	V

Spurious emissions within 30-1000MHz were found more than 20dB below limit line.

LTE Band 12 / 10MHz / QPSK / RB Size 1 Offset 0 for Sample 2									
Channel	Frequency (MHz)	ERP (dBm)	Limit (dBm)	Over Limit (dB)	SPA Reading (dBm)	S.G. Power (dBm)	TX Cable loss (dB)	TX Antenna Gain (dBi)	Polarization (H/V)
Middle	1406	-46.69	-13	-33.69	-52.86	-47.92	1.17	4.55	H
	2110	-39.27	-13	-26.27	-49.02	-41.03	1.45	5.35	H
	2812	-64.56	-13	-51.56	-68.53	-66.83	1.68	6.10	H
	1406	-59.31	-13	-46.31	-61.47	-60.54	1.17	4.55	V
	2110	-60.52	-13	-47.52	-65.10	-62.27	1.45	5.35	V
	2812	-64.22	-13	-51.22	-68.90	-66.48	1.68	6.10	V

Spurious emissions within 30-1000MHz were found more than 20dB below limit line.



LTE Band 13 / 5MHz / QPSK / RB Size 1 Offset 0 for Sample 1									
Channel	Frequency (MHz)	ERP (dBm)	Limit (dBm)	Over Limit (dB)	SPA Reading (dBm)	S.G. Power (dBm)	TX Cable loss (dB)	TX Antenna Gain (dBi)	Polarization (H/V)
Lowest	1554	-63.37	-13	-50.37	-64.32	-64.27	1.14	4.19	H
	2332	-57.02	-13	-44.02	-62.19	-58.48	1.4	5.01	H
	3108	-66.89	-13	-53.89	-70.86	-69.42	1.63	6.31	H
	1554	-57.12	-13	-44.12	-60.20	-58.02	1.14	4.19	V
	2332	-51.97	-13	-38.97	-59.81	-53.43	1.40	5.01	V
	3108	-65.83	-13	-52.83	-70.51	-68.36	1.63	6.31	V
Middle	1560	-56.94	-40	-16.94	-61.48	-59.99	1.14	4.19	H
	2340	-57.32	-13	-44.32	-62.31	-58.78	1.4	5.01	H
	3120	-66.41	-13	-53.41	-70.38	-68.94	1.63	6.31	H
	1560	-53.61	-40	-13.61	-59.45	-56.66	1.14	4.19	V
	2340	-53.08	-13	-40.08	-60.44	-54.54	1.40	5.01	V
	3120	-67.22	-13	-54.22	-71.90	-69.75	1.63	6.31	V
Highest	1564	-61.06	-40	-21.06	-64.16	-64.11	1.14	4.19	H
	2348	-53.78	-13	-40.78	-60.42	-55.24	1.4	5.01	H
	3129	-65.98	-13	-52.98	-69.95	-68.51	1.63	6.31	H
	1566	-54.87	-40	-14.87	-60.15	-57.92	1.14	4.19	V
	2348	-51.83	-13	-38.83	-59.65	-53.29	1.40	5.01	V
	3129	-66.90	-13	-53.90	-71.58	-69.43	1.63	6.31	V

Remark: Spurious emissions within 30-1000MHz were found more than 20dB below limit line.

LTE Band 13 / 5MHz / QPSK / RB Size 1 Offset 0 for Sample 2									
Channel	Frequency (MHz)	ERP (dBm)	Limit (dBm)	Over Limit (dB)	SPA Reading (dBm)	S.G. Power (dBm)	TX Cable loss (dB)	TX Antenna Gain (dBi)	Polarization (H/V)
Highest	1564	-54.24	-40	-14.24	-59.79	-57.62	1.17	4.55	H
	2348	-63.56	-13	-50.56	-68.15	-65.36	1.40	5.35	H
	3129	-67.26	-13	-54.26	-71.23	-69.53	1.68	6.10	H
	1564	-54.91	-40	-14.91	-60.17	-58.29	1.17	4.55	V
	2348	-63.70	-13	-50.70	-68.28	-65.50	1.40	5.35	V
	3129	-65.23	-13	-52.23	-69.91	-67.49	1.68	6.10	V

Remark: Spurious emissions within 30-1000MHz were found more than 20dB below limit line.



LTE Band 13 / 10MHz / QPSK for Sample 1									
Channel	Frequency (MHz)	ERP (dBm)	Limit (dBm)	Over Limit (dB)	SPA Reading (dBm)	S.G. Power (dBm)	TX Cable loss (dB)	TX Antenna Gain (dBi)	Polarization (H/V)
Middle	1556	-63.45	-13	-50.45	-64.40	-64.35	1.14	4.19	H
	2334	-55.12	-13	-42.12	-61.56	-56.58	1.4	5.01	H
	3111	-66.63	-13	-53.63	-70.60	-69.16	1.63	6.31	H
	1556	-57.87	-13	-44.87	-60.55	-58.77	1.14	4.19	V
	2332	-52.32	-13	-39.32	-60.02	-53.78	1.40	5.01	V
	3111	-66.26	-13	-53.26	-70.94	-68.79	1.63	6.31	V

Remark: Spurious emissions within 30-1000MHz were found more than 20dB below limit line.

LTE Band 25 / 1.4MHz / QPSK for Sample 1									
Channel	Frequency (MHz)	EIRP (dBm)	Limit (dBm)	Over Limit (dB)	SPA Reading (dBm)	S.G. Power (dBm)	TX Cable loss (dB)	TX Antenna Gain (dBi)	Polarization (H/V)
Lowest	3702	-50.29	-13	-37.29	-64.53	-52.00	5.08	6.80	H
	5550	-54.92	-13	-41.92	-71.72	-56.59	8.03	9.70	H
	7401	-48.99	-13	-35.99	-70.29	-51.37	9.43	11.81	H
	3702	-54.55	-13	-41.55	-66.98	-56.26	5.08	6.80	V
	5550	-54.71	-13	-41.71	-71.8	-56.38	8.03	9.70	V
	7401	-50.53	-13	-37.53	-71.67	-52.91	9.43	11.81	V
Middle	3759	-50.13	-13	-37.13	-64.37	-51.84	5.08	6.80	H
	5637	-54.99	-13	-41.99	-71.79	-56.66	8.03	9.70	H
	7518	-50.68	-13	-37.68	-71.98	-53.06	9.43	11.81	H
	3759	-54.97	-13	-41.97	-67.4	-56.68	5.08	6.80	V
	5637	-54.42	-13	-41.42	-71.51	-56.09	8.03	9.70	V
	7518	-50.18	-13	-37.18	-71.32	-52.56	9.43	11.81	V
Highest	3828	-54.04	-13	-41.04	-68.28	-55.75	5.08	6.80	H
	5742	-53.19	-13	-40.19	-69.99	-54.86	8.03	9.70	H
	7656	-49.70	-13	-36.70	-71.00	-52.08	9.43	11.81	H
	3828	-55.53	-13	-42.53	-67.96	-57.24	5.08	6.80	V
	5742	-53.51	-13	-40.51	-70.6	-55.18	8.03	9.70	V
	7656	-50.36	-13	-37.36	-71.5	-52.74	9.43	11.81	V

Remark: Spurious emissions within 30-1000MHz were found more than 20dB below limit line.



LTE Band 25 / 3MHz / QPSK for Sample 1									
Channel	Frequency (MHz)	EIRP (dBm)	Limit (dBm)	Over Limit (dB)	SPA Reading (dBm)	S.G. Power (dBm)	TX Cable loss (dB)	TX Antenna Gain (dBi)	Polarization (H/V)
Lowest	3699	-51.65	-13	-38.65	-65.89	-53.36	5.08	6.80	H
	5550	-54.93	-13	-41.93	-71.73	-56.60	8.03	9.70	H
	7401	-51.45	-13	-38.45	-72.75	-53.83	9.43	11.81	H
	3699	-55.51	-13	-42.51	-67.94	-57.22	5.08	6.80	V
	5550	-53.65	-13	-40.65	-70.74	-55.32	8.03	9.70	V
	7401	-51.01	-13	-38.01	-72.15	-53.39	9.43	11.81	V
Middle	3756	-50.92	-13	-37.92	-65.16	-52.63	5.08	6.80	H
	5637	-54.23	-13	-41.23	-71.03	-55.90	8.03	9.70	H
	7515	-49.08	-13	-36.08	-70.38	-51.46	9.43	11.81	H
	3756	-55.30	-13	-42.30	-67.73	-57.01	5.08	6.80	V
	5637	-54.48	-13	-41.48	-71.57	-56.15	8.03	9.70	V
	7515	-50.71	-13	-37.71	-71.85	-53.09	9.43	11.81	V
Highest	3825	-51.92	-13	-38.92	-66.16	-53.63	5.08	6.80	H
	5736	-54.69	-13	-41.69	-71.49	-56.36	8.03	9.70	H
	7650	-49.91	-13	-36.91	-71.21	-52.29	9.43	11.81	H
	3825	-54.73	-13	-41.73	-67.16	-56.44	5.08	6.80	V
	5736	-53.92	-13	-40.92	-71.01	-55.59	8.03	9.70	V
	7650	-49.83	-13	-36.83	-70.97	-52.21	9.43	11.81	V

Remark: Spurious emissions within 30-1000MHz were found more than 20dB below limit line.



LTE Band 25 / 5MHz / QPSK for Sample 1									
Channel	Frequency (MHz)	EIRP (dBm)	Limit (dBm)	Over Limit (dB)	SPA Reading (dBm)	S.G. Power (dBm)	TX Cable loss (dB)	TX Antenna Gain (dBi)	Polarization (H/V)
Lowest	3702	-50.65	-13	-37.65	-64.89	-52.36	5.08	6.80	H
	5550	-54.11	-13	-41.11	-70.91	-55.78	8.03	9.70	H
	7401	-51.12	-13	-38.12	-72.42	-53.50	9.43	11.81	H
	3702	-55.55	-13	-42.55	-67.98	-57.26	5.08	6.80	V
	5550	-54.57	-13	-41.57	-71.66	-56.24	8.03	9.70	V
	7401	-51.02	-13	-38.02	-72.16	-53.40	9.43	11.81	V
Middle	3756	-52.42	-13	-39.42	-66.66	-54.13	5.08	6.80	H
	5634	-53.05	-13	-40.05	-69.85	-54.72	8.03	9.70	H
	7512	-50.64	-13	-37.64	-71.94	-53.02	9.43	11.81	H
	3756	-55.03	-13	-42.03	-67.46	-56.74	5.08	6.80	V
	5634	-54.40	-13	-41.40	-71.49	-56.07	8.03	9.70	V
	7512	-50.69	-13	-37.69	-71.83	-53.07	9.43	11.81	V
Highest	3822	-48.86	-13	-35.86	-63.10	-50.57	5.08	6.80	H
	5730	-54.95	-13	-41.95	-71.75	-56.62	8.03	9.70	H
	7641	-50.54	-13	-37.54	-71.84	-52.92	9.43	11.81	H
	3822	-53.55	-13	-40.55	-65.98	-55.26	5.08	6.80	V
	5730	-55.15	-13	-42.15	-72.24	-56.82	8.03	9.70	V
	7641	-49.90	-13	-36.90	-71.04	-52.28	9.43	11.81	V

Remark: Spurious emissions within 30-1000MHz were found more than 20dB below limit line.



LTE Band 25 / 10MHz / QPSK for Sample 1									
Channel	Frequency (MHz)	EIRP (dBm)	Limit (dBm)	Over Limit (dB)	SPA Reading (dBm)	S.G. Power (dBm)	TX Cable loss (dB)	TX Antenna Gain (dBi)	Polarization (H/V)
Lowest	3702	-51.60	-13	-38.60	-65.84	-53.31	5.08	6.80	H
	5553	-55.05	-13	-42.05	-71.85	-56.72	8.03	9.70	H
	7401	-50.70	-13	-37.70	-72.00	-53.08	9.43	11.81	H
	3702	-56.93	-13	-43.93	-69.36	-58.64	5.08	6.80	V
	5553	-55.50	-13	-42.50	-72.59	-57.17	8.03	9.70	V
	7401	-50.93	-13	-37.93	-72.07	-53.31	9.43	11.81	V
Middle	3750	-50.90	-13	-37.90	-65.14	-52.61	5.08	6.80	H
	5628	-54.19	-13	-41.19	-70.99	-55.86	8.03	9.70	H
	7503	-50.49	-13	-37.49	-71.79	-52.87	9.43	11.81	H
	3750	-53.57	-13	-40.57	-66	-55.28	5.08	6.80	V
	5628	-54.38	-13	-41.38	-71.47	-56.05	8.03	9.70	V
	7503	-51.52	-13	-38.52	-72.66	-53.90	9.43	11.81	V
Highest	3810	-48.51	-13	-35.51	-62.75	-50.22	5.08	6.80	H
	5718	-53.73	-13	-40.73	-70.53	-55.40	8.03	9.70	H
	7623	-51.26	-13	-38.26	-72.56	-53.64	9.43	11.81	H
	3810	-53.00	-13	-40.00	-65.43	-54.71	5.08	6.80	V
	5718	-53.55	-13	-40.55	-70.64	-55.22	8.03	9.70	V
	7623	-51.04	-13	-38.04	-72.18	-53.42	9.43	11.81	V

Remark: Spurious emissions within 30-1000MHz were found more than 20dB below limit line.



LTE Band 25 / 15MHz / QPSK for Sample 1									
Channel	Frequency (MHz)	EIRP (dBm)	Limit (dBm)	Over Limit (dB)	SPA Reading (dBm)	S.G. Power (dBm)	TX Cable loss (dB)	TX Antenna Gain (dBi)	Polarization (H/V)
Lowest	3702	-52.27	-13	-39.27	-66.51	-53.98	5.08	6.80	H
	5553	-55.31	-13	-42.31	-72.11	-56.98	8.03	9.70	H
	7404	-51.04	-13	-38.04	-72.34	-53.42	9.43	11.81	H
	3702	-56.47	-13	-43.47	-68.9	-58.18	5.08	6.80	V
	5553	-53.71	-13	-40.71	-70.8	-55.38	8.03	9.70	V
	7404	-49.98	-13	-36.98	-71.12	-52.36	9.43	11.81	V
Middle	3747	-51.72	-13	-38.72	-65.96	-53.43	5.08	6.80	H
	5619	-53.70	-13	-40.70	-70.50	-55.37	8.03	9.70	H
	7494	-51.35	-13	-38.35	-72.65	-53.73	9.43	11.81	H
	3747	-55.12	-13	-42.12	-67.55	-56.83	5.08	6.80	V
	5619	-54.88	-13	-41.88	-71.97	-56.55	8.03	9.70	V
	7494	-51.85	-13	-38.85	-72.99	-54.23	9.43	11.81	V
Highest	3801	-51.87	-13	-38.87	-66.11	-53.58	5.08	6.80	H
	5703	-54.33	-13	-41.33	-71.13	-56.00	8.03	9.70	H
	7602	-50.25	-13	-37.25	-71.55	-52.63	9.43	11.81	H
	3801	-54.79	-13	-41.79	-67.22	-56.50	5.08	6.80	V
	5703	-52.79	-13	-39.79	-69.88	-54.46	8.03	9.70	V
	7602	-49.79	-13	-36.79	-70.93	-52.17	9.43	11.81	V

Remark: Spurious emissions within 30-1000MHz were found more than 20dB below limit line.



LTE Band 25 / 20MHz / QPSK for Sample 1									
Channel	Frequency (MHz)	EIRP (dBm)	Limit (dBm)	Over Limit (dB)	SPA Reading (dBm)	S.G. Power (dBm)	TX Cable loss (dB)	TX Antenna Gain (dBi)	Polarization (H/V)
Lowest	3702	-51.41	-13	-38.41	-65.65	-53.12	5.08	6.80	H
	5553	-55.26	-13	-42.26	-72.06	-56.93	8.03	9.70	H
	7404	-50.69	-13	-37.69	-71.99	-53.07	9.43	11.81	H
	3702	-55.91	-13	-42.91	-68.34	-57.62	5.08	6.80	V
	5553	-53.91	-13	-40.91	-71	-55.58	8.03	9.70	V
	7404	-51.27	-13	-38.27	-72.41	-53.65	9.43	11.81	V
Middle	3741	-52.60	-13	-39.60	-66.84	-54.31	5.08	6.80	H
	5613	-55.18	-13	-42.18	-71.98	-56.85	8.03	9.70	H
	7485	-51.51	-13	-38.51	-72.81	-53.89	9.43	11.81	H
	3741	-54.52	-13	-41.52	-66.95	-56.23	5.08	6.80	V
	5613	-54.26	-13	-41.26	-71.35	-55.93	8.03	9.70	V
	7485	-50.87	-13	-37.87	-72.01	-53.25	9.43	11.81	V
Highest	3792	-54.76	-13	-41.76	-69.00	-56.47	5.08	6.80	H
	5688	-54.68	-13	-41.68	-71.48	-56.35	8.03	9.70	H
	7584	-50.18	-13	-37.18	-71.48	-52.56	9.43	11.81	H
	3792	-57.40	-13	-44.40	-69.83	-59.11	5.08	6.80	V
	5688	-54.13	-13	-41.13	-71.22	-55.80	8.03	9.70	V
	7584	-49.84	-13	-36.84	-70.98	-52.22	9.43	11.81	V

Remark: Spurious emissions within 30-1000MHz were found more than 20dB below limit line.



LTE Band 26 / 1.4MHz / QPSK for Sample 1									
Channel	Frequency (MHz)	ERP (dBm)	Limit (dBm)	Over Limit (dB)	SPA Reading (dBm)	S.G. Power (dBm)	TX Cable loss (dB)	TX Antenna Gain (dBi)	Polarization (H/V)
Lowest	1648	-62.40	-13	-49.40	-65.00	-64.72	1.33	5.80	H
	2472	-44.86	-13	-31.86	-56.43	-48.03	1.58	6.90	H
	3297	-62.74	-13	-49.74	-71.95	-66.24	1.85	7.50	H
	1648	-64.17	-13	-51.17	-66.04	-66.49	1.33	5.80	V
	2472	-47.08	-13	-34.08	-57.44	-50.25	1.58	6.90	V
	3297	-62.70	-13	-49.70	-71.72	-66.20	1.85	7.50	V
Middle	1672	-58.26	-13	-45.26	-61.16	-60.58	1.33	5.80	H
	2508	-37.69	-13	-24.69	-50.30	-40.86	1.58	6.90	H
	3345	-62.30	-13	-49.30	-71.51	-65.80	1.85	7.50	H
	1672	-61.33	-13	-48.33	-63.20	-63.65	1.33	5.80	V
	2508	-35.99	-13	-22.99	-48.14	-39.16	1.58	6.90	V
	3345	-61.90	-13	-48.90	-70.92	-65.40	1.85	7.50	V
Highest	1696	-62.06	-13	-49.06	-64.66	-64.38	1.33	5.80	H
	2544	-35.08	-13	-22.08	-48.00	-38.25	1.58	6.90	H
	3390	-62.71	-13	-49.71	-71.92	-66.21	1.85	7.50	H
	1696	-65.14	-13	-52.14	-67.01	-67.46	1.33	5.80	V
	2544	-37.41	-13	-24.41	-49.38	-40.58	1.58	6.90	V
	3390	-62.05	-13	-49.05	-71.07	-65.55	1.85	7.50	V

Remark: Spurious emissions within 30-1000MHz were found more than 20dB below limit line.



LTE Band 26 / 3MHz / QPSK for Sample 1									
Channel	Frequency (MHz)	ERP (dBm)	Limit (dBm)	Over Limit (dB)	SPA Reading (dBm)	S.G. Power (dBm)	TX Cable loss (dB)	TX Antenna Gain (dBi)	Polarization (H/V)
Lowest	1648	-59.39	-13	-46.39	-61.99	-61.71	1.33	5.80	H
	2472	-37.33	-13	-24.33	-50.02	-40.50	1.58	6.90	H
	3297	-62.55	-13	-49.55	-71.76	-66.05	1.85	7.50	H
	1648	-60.17	-13	-47.17	-62.04	-62.49	1.33	5.80	V
	2472	-35.55	-13	-22.55	-47.66	-38.72	1.58	6.90	V
	3297	-62.93	-13	-49.93	-71.95	-66.43	1.85	7.50	V
Middle	1670	-60.37	-13	-47.37	-62.97	-62.69	1.33	5.80	H
	2506	-39.56	-13	-26.56	-51.98	-42.73	1.58	6.90	H
	3342	-62.64	-13	-49.64	-71.85	-66.14	1.85	7.50	H
	1670	-60.01	-13	-47.01	-61.88	-62.33	1.33	5.80	V
	2506	-36.97	-13	-23.97	-49.00	-40.14	1.58	6.90	V
	3342	-63.26	-13	-50.26	-72.28	-66.76	1.85	7.50	V
Highest	1692	-56.96	-13	-43.96	-60.37	-59.28	1.33	5.80	H
	2538	-34.30	-13	-21.30	-47.27	-37.47	1.58	6.90	H
	3384	-62.56	-13	-49.56	-71.77	-66.06	1.85	7.50	H
	1692	-60.97	-13	-47.97	-62.84	-63.29	1.33	5.80	V
	2538	-36.71	-13	-23.71	-48.77	-39.88	1.58	6.90	V
	3384	-61.41	-13	-48.41	-70.43	-64.91	1.85	7.50	V

Remark: Spurious emissions within 30-1000MHz were found more than 20dB below limit line.



LTE Band 26 / 5MHz / QPSK for Sample 1									
Channel	Frequency (MHz)	ERP (dBm)	Limit (dBm)	Over Limit (dB)	SPA Reading (dBm)	S.G. Power (dBm)	TX Cable loss (dB)	TX Antenna Gain (dBi)	Polarization (H/V)
Lowest	1648	-60.39	-13	-47.39	-62.99	-62.71	1.33	5.80	H
	2474	-36.76	-13	-23.76	-49.52	-39.93	1.58	6.90	H
	3297	-61.86	-13	-48.86	-71.07	-65.36	1.85	7.50	H
	1650	-60.29	-13	-47.29	-62.16	-62.61	1.33	5.80	V
	2474	-32.65	-13	-19.65	-44.74	-35.82	1.58	6.90	V
	3297	-62.48	-13	-49.48	-71.50	-65.98	1.85	7.50	V
Middle	1670	-60.68	-13	-47.68	-63.28	-63.00	1.33	5.80	H
	2504	-41.70	-13	-28.70	-53.86	-44.87	1.58	6.90	H
	3336	-62.68	-13	-49.68	-71.89	-66.18	1.85	7.50	H
	1668	-61.85	-13	-48.85	-63.72	-64.17	1.33	5.80	V
	2504	-38.61	-13	-25.61	-50.38	-41.78	1.58	6.90	V
	3336	-63.22	-13	-50.22	-72.24	-66.72	1.85	7.50	V
Highest	1688	-59.78	-13	-46.78	-62.38	-62.10	1.33	5.80	H
	2534	-35.56	-13	-22.56	-48.40	-38.73	1.58	6.90	H
	3378	-62.61	-13	-49.61	-71.82	-66.11	1.85	7.50	H
	1688	-59.60	-13	-46.60	-61.66	-61.92	1.33	5.80	V
	2534	-36.73	-13	-23.73	-48.79	-39.90	1.58	6.90	V
	3378	-62.58	-13	-49.58	-71.60	-66.08	1.85	7.50	V

Remark: Spurious emissions within 30-1000MHz were found more than 20dB below limit line.

LTE Band 26 / 5MHz / QPSK for Sample 2									
Channel	Frequency (MHz)	ERP (dBm)	Limit (dBm)	Over Limit (dB)	SPA Reading (dBm)	S.G. Power (dBm)	TX Cable loss (dB)	TX Antenna Gain (dBi)	Polarization (H/V)
Lowest	1648	-64.21	-13	-51.21	-66.81	-66.53	1.33	5.80	H
	2474	-59.66	-13	-46.66	-69.01	-62.83	1.58	6.90	H
	3297	-61.78	-13	-48.78	-70.99	-65.28	1.85	7.50	H
	1648	-65.29	-13	-52.29	-67.16	-67.61	1.33	5.80	V
	2474	-60.76	-13	-47.76	-68.73	-63.93	1.58	6.90	V
	3297	-61.88	-13	-48.88	-70.90	-65.38	1.85	7.50	V

Remark: Spurious emissions within 30-1000MHz were found more than 20dB below limit line.



LTE Band 26 / 10MHz / QPSK for Sample 1									
Channel	Frequency (MHz)	ERP (dBm)	Limit (dBm)	Over Limit (dB)	SPA Reading (dBm)	S.G. Power (dBm)	TX Cable loss (dB)	TX Antenna Gain (dBi)	Polarization (H/V)
Lowest	1650	-62.51	-13	-49.51	-65.11	-64.83	1.33	5.80	H
	2474	-39.50	-13	-26.50	-51.92	-42.67	1.58	6.90	H
	3297	-63.23	-13	-50.23	-72.44	-66.73	1.85	7.50	H
	1650	-62.63	-13	-49.63	-64.50	-64.95	1.33	5.80	V
	2474	-34.05	-13	-21.05	-46.32	-37.22	1.58	6.90	V
	3297	-62.77	-13	-49.77	-71.79	-66.27	1.85	7.50	V
Middle	1664	-60.24	-13	-47.24	-62.84	-62.56	1.33	5.80	H
	2496	-39.10	-13	-26.10	-51.57	-42.27	1.58	6.90	H
	3327	-63.09	-13	-50.09	-72.30	-66.59	1.85	7.50	H
	1664	-61.84	-13	-48.84	-63.71	-64.16	1.33	5.80	V
	2496	-38.42	-13	-25.42	-50.23	-41.59	1.58	6.90	V
	3327	-62.47	-13	-49.47	-71.49	-65.97	1.85	7.50	V
Highest	1680	-60.85	-13	-47.85	-63.45	-63.17	1.33	5.80	H
	2520	-38.36	-13	-25.36	-50.88	-41.53	1.58	6.90	H
	3357	-62.34	-13	-49.34	-71.55	-65.84	1.85	7.50	H
	1680	-61.41	-13	-48.41	-63.28	-63.73	1.33	5.80	V
	2518	-36.26	-13	-23.26	-48.38	-39.43	1.58	6.90	V
	3357	-62.91	-13	-49.91	-71.93	-66.41	1.85	7.50	V

Remark: Spurious emissions within 30-1000MHz were found more than 20dB below limit line.



LTE Band 26 / 15MHz / QPSK for Sample 1									
Channel	Frequency (MHz)	ERP (dBm)	Limit (dBm)	Over Limit (dB)	SPA Reading (dBm)	S.G. Power (dBm)	TX Cable loss (dB)	TX Antenna Gain (dBi)	Polarization (H/V)
Lowest	1650	-60.54	-13	-47.54	-63.14	-62.86	1.33	5.80	H
	2474	-38.56	-13	-25.56	-51.07	-41.73	1.58	6.90	H
	3300	-62.24	-13	-49.24	-71.45	-65.74	1.85	7.50	H
	1650	-59.08	-13	-46.08	-61.38	-61.40	1.33	5.80	V
	2474	-33.84	-13	-20.84	-46.08	-37.01	1.58	6.90	V
	3300	-62.30	-13	-49.30	-71.32	-65.80	1.85	7.50	V
Middle	1660	-60.93	-13	-47.93	-63.53	-63.25	1.33	5.80	H
	2490	-52.91	-13	-39.91	-62.26	-56.08	1.58	6.90	H
	3318	-62.69	-13	-49.69	-71.90	-66.19	1.85	7.50	H
	1660	-62.93	-13	-49.93	-64.80	-65.25	1.33	5.80	V
	2490	-49.74	-13	-36.74	-59.42	-52.91	1.58	6.90	V
	3318	-63.16	-13	-50.16	-72.18	-66.66	1.85	7.50	V
Highest	1670	-59.70	-13	-46.70	-62.30	-62.02	1.33	5.80	H
	2504	-38.85	-13	-25.85	-51.34	-42.02	1.58	6.90	H
	3339	-61.38	-13	-48.38	-70.59	-64.88	1.85	7.50	H
	1670	-60.65	-13	-47.65	-62.52	-62.97	1.33	5.80	V
	2504	-36.04	-13	-23.04	-48.19	-39.21	1.58	6.90	V
	3339	-62.33	-13	-49.33	-71.35	-65.83	1.85	7.50	V

Remark: Spurious emissions within 30-1000MHz were found more than 20dB below limit line.



LTE Band 41 / 5MHz / QPSK for Sample 1									
Channel	Frequency (MHz)	EIRP (dBm)	Limit (dBm)	Over Limit (dB)	SPA Reading (dBm)	S.G. Power (dBm)	TX Cable loss (dB)	TX Antenna Gain (dBi)	Polarization (H/V)
Lowest	4995	-63.11	-25	-38.11	-49.70	-69.94	2.46	9.29	H
	7490	-56.60	-25	-31.60	-53.08	-65.79	3.01	12.20	H
	9981	-56.60	-25	-31.60	-53.47	-65.33	3.52	12.25	H
	4995	-65.02	-25	-40.02	-49.79	-71.85	2.46	9.29	V
	7490	-65.44	-25	-40.44	-53.36	-74.63	3.01	12.20	V
	9981	-58.07	-25	-33.07	-54.42	-66.80	3.52	12.25	V
Middle	5180	-63.44	-25	-38.44	-50.03	-70.27	2.46	9.29	H
	7772	-55.72	-25	-30.72	-52.20	-64.91	3.01	12.20	H
	10359	-58.44	-25	-33.44	-55.31	-67.17	3.52	12.25	H
	5180	-65.33	-25	-40.33	-50.1	-72.16	2.46	9.29	V
	7772	-64.92	-25	-39.92	-52.84	-74.11	3.01	12.20	V
	10359	-59.23	-25	-34.23	-55.58	-67.96	3.52	12.25	V
Highest	5372	-64.32	-25	-39.32	-50.91	-71.15	2.46	9.29	H
	8056	-55.08	-25	-30.08	-51.56	-64.27	3.01	12.20	H
	10737	-56.85	-25	-31.85	-53.72	-65.58	3.52	12.25	H
	5372	-66.06	-25	-41.06	-50.83	-72.89	2.46	9.29	V
	8056	-63.67	-25	-38.67	-51.59	-72.86	3.01	12.20	V
	10737	-56.69	-25	-31.69	-53.04	-65.42	3.52	12.25	V

Remark: Spurious emissions within 30-1000MHz were found more than 20dB below limit line.



LTE Band 41 / 10MHz / QPSK for Sample 1									
Channel	Frequency (MHz)	EIRP (dBm)	Limit (dBm)	Over Limit (dB)	SPA Reading (dBm)	S.G. Power (dBm)	TX Cable loss (dB)	TX Antenna Gain (dBi)	Polarization (H/V)
Lowest	4995	-64.24	-25	-39.24	-50.83	-71.07	2.46	9.29	H
	7490	-52.09	-25	-27.09	-48.57	-61.28	3.01	12.20	H
	9990	-57.87	-25	-32.87	-54.74	-66.60	3.52	12.25	H
	4995	-65.21	-25	-40.21	-49.98	-72.04	2.46	9.29	V
	7490	-61.21	-25	-36.21	-49.13	-70.40	3.01	12.20	V
	9990	-58.66	-25	-33.66	-55.01	-67.39	3.52	12.25	V
Middle	5176	-64.09	-25	-39.09	-50.68	-70.92	2.46	9.29	H
	7764	-53.22	-25	-28.22	-49.70	-62.41	3.01	12.20	H
	10350	-57.13	-25	-32.13	-54.00	-65.86	3.52	12.25	H
	5176	-66.25	-25	-41.25	-51.02	-73.08	2.46	9.29	V
	7764	-59.55	-25	-34.55	-47.47	-68.74	3.01	12.20	V
	10350	-58.02	-25	-33.02	-54.37	-66.75	3.52	12.25	V
Highest	5360	-65.39	-25	-40.39	-51.98	-72.22	2.46	9.29	H
	8040	-51.14	-25	-26.14	-47.62	-60.33	3.01	12.20	H
	10719	-58.55	-25	-33.55	-55.42	-67.28	3.52	12.25	H
	5360	-67.36	-25	-42.36	-52.13	-74.19	2.46	9.29	V
	8040	-61.04	-25	-36.04	-48.96	-70.23	3.01	12.20	V
	10719	-58.56	-25	-33.56	-54.91	-67.29	3.52	12.25	V

Remark: Spurious emissions within 30-1000MHz were found more than 20dB below limit line.



LTE Band 41 / 15MHz / QPSK for Sample 1									
Channel	Frequency (MHz)	EIRP (dBm)	Limit (dBm)	Over Limit (dB)	SPA Reading (dBm)	S.G. Power (dBm)	TX Cable loss (dB)	TX Antenna Gain (dBi)	Polarization (H/V)
Lowest	4995	-62.45	-25	-37.45	-49.04	-69.28	2.46	9.29	H
	7490	-54.31	-25	-29.31	-50.79	-63.50	3.01	12.20	H
	9990	-57.00	-25	-32.00	-53.87	-65.73	3.52	12.25	H
	4995	-65.56	-25	-40.56	-50.33	-72.39	2.46	9.29	V
	7490	-61.35	-25	-36.35	-49.27	-70.54	3.01	12.20	V
	9990	-57.97	-25	-32.97	-54.32	-66.70	3.52	12.25	V
Middle	5172	-64.10	-25	-39.10	-50.69	-70.93	2.46	9.29	H
	7760	-51.75	-25	-26.75	-48.23	-60.94	3.01	12.20	H
	10341	-57.39	-25	-32.39	-54.26	-66.12	3.52	12.25	H
	5172	-67.07	-25	-42.07	-51.84	-73.90	2.46	9.29	V
	7760	-57.52	-25	-32.52	-45.44	-66.71	3.01	12.20	V
	10341	-56.75	-25	-31.75	-53.1	-65.48	3.52	12.25	V
Highest	5352	-64.97	-25	-39.97	-51.56	-71.80	2.46	9.29	H
	8028	-53.59	-25	-28.59	-50.07	-62.78	3.01	12.20	H
	10701	-56.79	-25	-31.79	-53.66	-65.52	3.52	12.25	H
	5352	-66.75	-25	-41.75	-51.52	-73.58	2.46	9.29	V
	8028	-60.40	-25	-35.40	-48.32	-69.59	3.01	12.20	V
	10701	-58.06	-25	-33.06	-54.41	-66.79	3.52	12.25	V

Remark: Spurious emissions within 30-1000MHz were found more than 20dB below limit line.



LTE Band 41 / 20MHz / QPSK for Sample 1									
Channel	Frequency (MHz)	EIRP (dBm)	Limit (dBm)	Over Limit (dB)	SPA Reading (dBm)	S.G. Power (dBm)	TX Cable loss (dB)	TX Antenna Gain (dBi)	Polarization (H/V)
Lowest	4995	-63.29	-25	-38.29	-49.88	-70.12	2.46	9.29	H
	7490	-56.32	-25	-31.32	-52.80	-65.51	3.01	12.20	H
	9990	-56.94	-25	-31.94	-53.81	-65.67	3.52	12.25	H
	4995	-64.59	-25	-39.59	-49.36	-71.42	2.46	9.29	V
	7490	-61.62	-25	-36.62	-49.54	-70.81	3.01	12.20	V
	9990	-58.45	-25	-33.45	-54.8	-67.18	3.52	12.25	V
Middle	5168	-64.47	-25	-39.47	-51.06	-71.30	2.46	9.29	H
	7752	-53.06	-25	-28.06	-49.54	-62.25	3.01	12.20	H
	10332	-58.15	-25	-33.15	-55.02	-66.88	3.52	12.25	H
	5168	-66.86	-25	-41.86	-51.63	-73.69	2.46	9.29	V
	7752	-57.29	-25	-32.29	-45.21	-66.48	3.01	12.20	V
	10332	-58.40	-25	-33.40	-54.75	-67.13	3.52	12.25	V
Highest	5344	-66.10	-25	-41.10	-52.69	-72.93	2.46	9.29	H
	8012	-50.91	-25	-25.91	-47.39	-60.10	3.01	12.20	H
	10683	-57.11	-25	-32.11	-53.98	-65.84	3.52	12.25	H
	5344	-67.50	-25	-42.50	-52.27	-74.33	2.46	9.29	V
	8012	-60.28	-25	-35.28	-48.2	-69.47	3.01	12.20	V
	10683	-58.28	-25	-33.28	-54.63	-67.01	3.52	12.25	V

Remark: Spurious emissions within 30-1000MHz were found more than 20dB below limit line.