



FCC RF Test Report

APPLICANT : LC Future Center Limited Taiwan Branch
EQUIPMENT : Notebook
BRAND NAME : Lenovo
MODEL NAME : TP00086B
FCC ID : 2AJN7-TP00086B
STANDARD : 47 CFR Part 2, 22(H), 24(E), 27
CLASSIFICATION : PCS Licensed Transmitter (PCB)

Equipment: Fibocom L850-GL tested inside of Lenovo Notebook.

This is a partial report. The product was received on Dec. 21, 2017 and completely tested on Jan. 18, 2018. We, SPORTON INTERNATIONAL INC., would like to declare that the tested sample has been evaluated in accordance with the test procedures given in ANSI / TIA / EIA-603-E and the testing has shown the tested sample to be in compliance with the applicable technical standards.

The test results in this report apply exclusively to the tested model / sample. Without written approval of SPORTON INTERNATIONAL INC., the test report shall not be reproduced except in full.

Reviewed by: Joseph Lin / Supervisor

Approved by: Jones Tsai / Manager



Testing Laboratory
1190

SPORTON INTERNATIONAL INC.

No. 52, Hwa Ya 1st Rd., Hwa Ya Technology Park, Kwei-Shan District, Tao Yuan City, Taiwan, R.O.C.



TABLE OF CONTENTS

REVISION HISTORY.....3
SUMMARY OF TEST RESULT4
1 GENERAL DESCRIPTION5
1.1 Applicant5
1.2 Manufacturer5
1.3 Product Feature of Equipment Under Test.....5
1.4 Modification of EUT5
1.5 Testing Location6
1.6 Applicable Standards.....6
2 TEST CONFIGURATION OF EQUIPMENT UNDER TEST7
2.1 Test Mode7
2.2 Connection Diagram of Test System8
2.3 Support Unit used in test configuration and system9
2.4 Frequency List of Low/Middle/High Channels9
3 CONDUCTED TEST ITEMS14
3.1 Measuring Instruments14
3.2 Test Setup14
3.3 Test Result of Conducted Test14
3.4 Conducted Output Power and ERP/EIRP15
4 RADIATED TEST ITEMS16
4.1 Measuring Instruments16
4.2 Test Setup16
4.3 Test Result of Radiated Test16
4.4 Radiated Spurious Emission17
5 LIST OF MEASURING EQUIPMENT18
6 UNCERTAINTY OF EVALUATION19
APPENDIX A. TEST RESULTS OF CONDUCTED TEST
APPENDIX B. TEST RESULTS OF ERP/EIRP AND RADIATED TEST
APPENDIX C. TEST SETUP PHOTOGRAPHS



SUMMARY OF TEST RESULT

Report Section	FCC Rule	Description	Limit	Result	Remark
3.4	§2.1046	Conducted Output Power	Reporting Only	PASS	-
	§22.913(a)(2)	Effective Radiated Power (Band 5) (Band 26)	ERP < 7 Watt		
	§27.50(b)(10) §27.50(c)(10)	Effective Radiated Power (Band 12) (Band 13) (Band 17)	ERP < 3 Watt		
	§24.232(c) §27.50(h)(2)	Equivalent Isotropic Radiated Power (Band 2) (Band 7)(Band 41)	EIRP < 2Watt		
	§27.50(d)(4)	Equivalent Isotropic Radiated Power (Band 4) (Band 66)	EIRP < 1Watt		
4.4	§2.1053 §22.917(a) §24.238(a) §27.53(c)(2) §27.53(f) §27.53(g) §27.53(h)	Radiated Spurious Emission (Band 2) (Band 4) (Band 5) (Band 12) (Band 13) (Band 17) (Band 26) (Band 66)	< 43+10log ₁₀ (P[Watts])	PASS	Under limit 9.50 dB at 15156.000 MHz
	§2.1053 §27.53(m)(4)	Radiated Spurious Emission (Band 7)(Band 41)	< 55+10log ₁₀ (P[Watts])		



1 General Description

1.1 Applicant

LC Future Center Limited Taiwan Branch

7F., No.780, Bei'an Rd., Zhongshan Dist., Taipei City 104, Taiwan (R.O.C.)

1.2 Manufacturer

LC Future Center Limited Taiwan Branch

7F., No.780, Bei'an Rd., Zhongshan Dist., Taipei City 104, Taiwan (R.O.C.)

1.3 Product Feature of Equipment Under Test

Product Feature	
Equipment	Notebook
Brand Name	Lenovo
Model Name	TP00086B
FCC ID	2AJN7-TP00086B
Sample 1	EUT with Amphenol Antenna
Sample 2	EUT with Speedwire Antenna
Integrated WWAN Module	Brand Name: Fibocom Model Name: L850-GL

Remark:

1. The above EUT's information was declared by manufacturer. Please refer to the specifications or user's manual for more detailed description.
2. All test items were performed with Sample 1.
3. Equipment: Fibocom L850-GL tested inside of Lenovo Notebook.

L850-GL			3G & LTE	
Antenna 1	Manufacturer	Amphenol	Peak gain	2.99
	Part Number	LX-8905-16-000-C	Type	PIFA
Antenna 2	Manufacturer	Speedwire	Peak gain	2.72
	Part Number	F.0G.ZV-0006-006-00	Type	PIFA

1.4 Modification of EUT

No modifications are made to the EUT during all test items.

1.5 Testing Location

Sporton Lab is accredited to ISO 17025 by Taiwan Accreditation Foundation (TAF code : 1190) and the FCC designation No. TW1190 and TW0007 under the FCC 2.948(e) by Mutual Recognition Agreement (MRA) in FCC Test.

Test Site	SPORTON INTERNATIONAL INC.
Test Site Location	No. 52, Hwa Ya 1 st Rd., Hwa Ya Technology Park, Kwei-Shan District, Tao Yuan City, Taiwan, R.O.C.
Test Site No.	Sporton Site No.
	TH05-HY

Test Site	SPORTON INTERNATIONAL INC.
Test Site Location	No.58, Aly. 75, Ln. 564, Wenhua 3rd Rd. Guishan Dist, Taoyuan City, Taiwan (R.O.C.)
Test Site No.	Sporton Site No.
	03CH11-HY

1.6 Applicable Standards

According to the specifications of the manufacturer, the EUT must comply with the requirements of the following standards:

- ♦ 47 CFR Part 2, 22(H), 24(E), 27
- ♦ ANSI / TIA / EIA-603-E
- ♦ FCC KDB 971168 D01 Power Meas. License Digital Systems v03
- ♦ FCC KDB 412172 D01 Determining ERP and EIRP v01r01

Remark: All test items were verified and recorded according to the standards and without any deviation during the test.



2 Test Configuration of Equipment Under Test

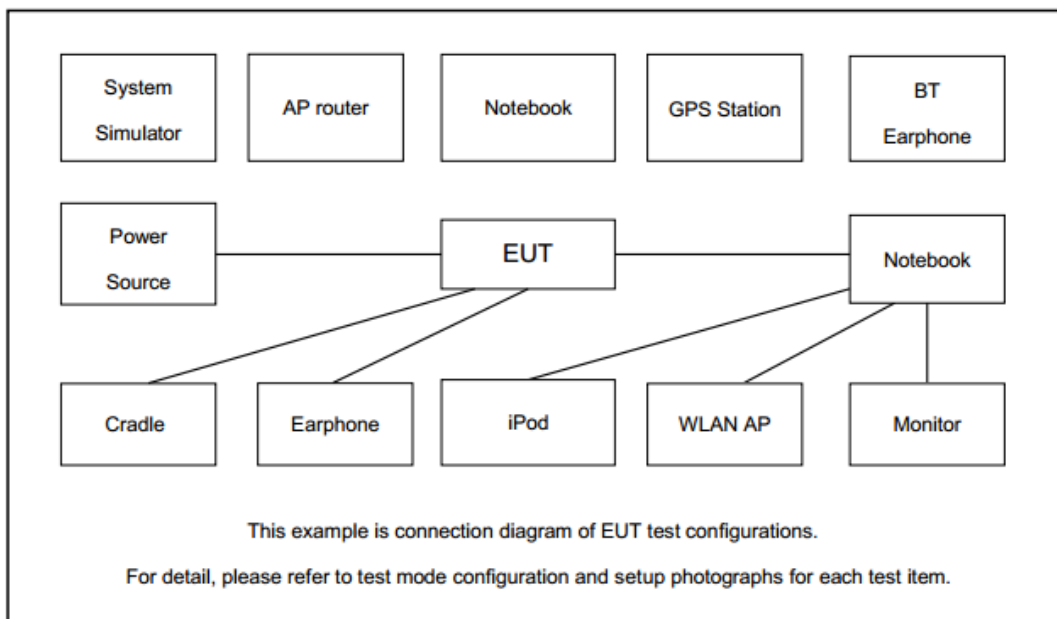
2.1 Test Mode

Antenna port conducted and radiated test items listed below are performed according to KDB 971168 D01 Power Meas. License Digital Systems v03 with maximum output power.

Test Items	Band	Bandwidth (MHz)						Modulation		RB #			Test Channel		
		1.4	3	5	10	15	20	QPSK	16QAM	1	Half	Full	L	M	H
Max. Output Power	2	Y	Y	Y	Y	Y	Y	Y	Y	Y	Y	Y	Y	Y	Y
	4	Y	Y	Y	Y	Y	Y	Y	Y	Y	Y	Y	Y	Y	Y
	5	Y	Y	Y	Y	-	-	Y	Y	Y	Y	Y	Y	Y	Y
	7	-	-	Y	Y	Y	Y	Y	Y	Y	Y	Y	Y	Y	Y
	12	Y	Y	Y	Y	-	-	Y	Y	Y	Y	Y	Y	Y	Y
	13	-	-	Y	Y	-	-	Y	Y	Y	Y	Y	Y	Y	Y
	17	-	-	Y	Y	-	-	Y	Y	Y	Y	Y	Y	Y	Y
	26	Y	Y	Y	Y	Y	-	Y	Y	Y	Y	Y	Y	Y	Y
	41	-	-	Y	Y	Y	Y	Y	Y	Y	Y	Y	Y	Y	Y
	66	Y	Y	Y	Y	Y	Y	Y	Y	Y	Y	Y	Y	Y	Y
E.R.P./ E.I.R.P.	2	Y	Y	Y	Y	Y	Y	Y	Y	Y			Y	Y	Y
	4	Y	Y	Y	Y	Y	Y	Y	Y	Y	Y		Y	Y	Y
	5	Y	Y	Y	Y	-	-	Y	Y	Y			Y	Y	Y
	7	-	-	Y	Y	Y	Y	Y	Y	Y			Y	Y	Y
	12	Y	Y	Y	Y	-	-	Y	Y	Y			Y	Y	Y
	13	-	-	Y	Y	-	-	Y	Y	Y			Y	Y	Y
	17	-	-	Y	Y	-	-	Y	Y	Y			Y	Y	Y
	26	Y	Y	Y	Y	Y	-	Y	Y	Y			Y	Y	Y
	41	-	-	Y	Y	Y	Y	Y	Y	Y			Y	Y	Y
	66	Y	Y	Y	Y	Y	Y	Y	Y	Y			Y	Y	Y

Test Items	Band	Bandwidth (MHz)						Modulation		RB #			Test Channel		
		1.4	3	5	10	15	20	QPSK	16QAM	1	Half	Full	L	M	H
Radiated Spurious Emission	2	Worse Case											√	√	√
	4	Worse Case											√	√	√
	5	Worse Case											√	√	√
	7	Worse Case											√	√	√
	12	Worse Case											√	√	√
	13	Worse Case											√	√	√
	17	Worse Case											√	√	√
	26	Worse Case											√	√	√
	41	Worse Case											√	√	√
	66	Worse Case											√	√	√
Note	<ol style="list-style-type: none"> The mark "√" means that this configuration is chosen for testing The mark "-" means that this bandwidth is not supported. The device is investigated from 30MHz to 10 times of fundamental signal for radiated spurious emission test under different RB size/offset and modulations in exploratory test. Subsequently, only the worst case emissions are reported. 														

2.2 Connection Diagram of Test System





2.3 Support Unit used in test configuration and system

Item	Equipment	Trade Name	Model No.	FCC ID	Data Cable	Power Cord
1.	System Simulator	Anritsu	8821C	N/A	N/A	N/A
2.	iPod Earphone	Apple	N/A	Verification	N/A	N/A

2.4 Frequency List of Low/Middle/High Channels

LTE Band 2 Channel and Frequency List				
BW [MHz]	Channel/Frequency(MHz)	Lowest	Middle	Highest
20	Channel	18700	18900	19100
	Frequency	1860.0	1880.0	1900.0
15	Channel	18675	18900	19125
	Frequency	1857.5	1880.0	1902.5
10	Channel	18650	18900	19150
	Frequency	1855.0	1880.0	1905.0
5	Channel	18625	18900	19175
	Frequency	1852.5	1880.0	1907.5
3	Channel	18615	18900	19185
	Frequency	1851.5	1880.0	1908.5
1.4	Channel	18607	18900	19193
	Frequency	1850.7	1880.0	1909.3



LTE Band 4 Channel and Frequency List				
BW [MHz]	Channel/Frequency(MHz)	Lowest	Middle	Highest
20	Channel	20050	20175	20300
	Frequency	1720.0	1732.5	1745.0
15	Channel	20025	20175	20325
	Frequency	1717.5	1732.5	1747.5
10	Channel	20000	20175	20350
	Frequency	1715.0	1732.5	1750.0
5	Channel	19975	20175	20375
	Frequency	1712.5	1732.5	1752.5
3	Channel	19965	20175	20385
	Frequency	1711.5	1732.5	1753.5
1.4	Channel	19957	20175	20393
	Frequency	1710.7	1732.5	1754.3

LTE Band 5 Channel and Frequency List				
BW [MHz]	Channel/Frequency(MHz)	Lowest	Middle	Highest
10	Channel	20450	20525	20600
	Frequency	829.0	836.5	844.0
5	Channel	20425	20525	20625
	Frequency	826.5	836.5	846.5
3	Channel	20415	20525	20635
	Frequency	825.5	836.5	847.5
1.4	Channel	20407	20525	20643
	Frequency	824.7	836.5	848.3



LTE Band 7 Channel and Frequency List				
BW [MHz]	Channel/Frequency(MHz)	Lowest	Middle	Highest
20	Channel	20850	21100	21350
	Frequency	2510.0	2535.0	2560.0
15	Channel	20825	21100	21375
	Frequency	2507.5	2535.0	2562.5
10	Channel	20800	21100	21400
	Frequency	2505.0	2535.0	2565.0
5	Channel	20775	21100	21425
	Frequency	2502.5	2535.0	2567.5

LTE Band 12 Channel and Frequency List				
BW [MHz]	Channel/Frequency(MHz)	Lowest	Middle	Highest
10	Channel	23060	23095	23130
	Frequency	704.0	707.5	711.0
5	Channel	23035	23095	23155
	Frequency	701.5	707.5	713.5
3	Channel	23025	23095	23165
	Frequency	700.5	707.5	714.5
1.4	Channel	23017	23095	23173
	Frequency	699.7	707.5	715.3

LTE Band 13 Channel and Frequency List				
BW [MHz]	Channel/Frequency(MHz)	Lowest	Middle	Highest
10	Channel	-	23230	-
	Frequency	-	782.0	-
5	Channel	23205	23230	23255
	Frequency	779.5	782.0	784.5



LTE Band 17 Channel and Frequency List				
BW [MHz]	Channel/Frequency(MHz)	Lowest	Middle	Highest
10	Channel	23780	23790	23800
	Frequency	709.0	710.0	711.0
5	Channel	23755	23790	23825
	Frequency	706.5	710.0	713.5

LTE Band 26 Channel and Frequency List				
BW [MHz]	Channel/Frequency(MHz)	Lowest	Middle	Highest
15	Channel	26865	26915	26965
	Frequency	831.5	836.5	841.5
10	Channel	26840	26915	26990
	Frequency	829.0	836.5	844.0
5	Channel	26815	26915	27015
	Frequency	826.5	836.5	846.5
3	Channel	26805	26915	27025
	Frequency	825.5	836.5	847.5
1.4	Channel	26797	26915	27033
	Frequency	824.7	836.5	848.3

LTE Band 41 Channel and Frequency List				
BW [MHz]	Channel/Frequency(MHz)	Lowest	Middle	Highest
20	Channel	39750	40620	41490
	Frequency	2506.0	2593.0	2680.0
15	Channel	39725	40620	41515
	Frequency	2503.5	2593.0	2682.5
10	Channel	39700	40620	41540
	Frequency	2501.0	2593.0	2685.0
5	Channel	39675	40620	41565
	Frequency	2498.5	2593.0	2687.5



LTE Band 66 Channel and Frequency List				
BW [MHz]	Channel/Frequency(MHz)	Lowest	Middle	Highest
20	Channel	132072	132322	132572
	Frequency	1720	1745	1770
15	Channel	132047	132322	132597
	Frequency	1717.5	1745	1772.5
10	Channel	132022	132322	132622
	Frequency	1715	1745	1775
5	Channel	131997	132322	132647
	Frequency	1712.5	1745	1777.5
3	Channel	131987	132322	132657
	Frequency	1711.5	1745	1778.5
1.4	Channel	131979	132322	132665
	Frequency	1710.7	1745	1779.3


3 Conducted Test Items

3.1 Measuring Instruments

See list of measuring instruments of this test report.

3.2 Test Setup

3.2.1 Conducted Output Power



3.3 Test Result of Conducted Test

Please refer to Appendix A.



3.4 Conducted Output Power and ERP/EIRP

3.4.1 Description of the Conducted Output Power Measurement and ERP/EIRP Measurement

A system simulator was used to establish communication with the EUT. Its parameters were set to force the EUT transmitting at maximum output power. The measured power in the radio frequency on the transmitter output terminals shall be reported.

The ERP of mobile transmitters must not exceed 7 Watts for LTE Band 5 and Band 26..

The ERP of mobile transmitters must not exceed 3 Watts for LTE Band 12, Band 13 and Band 17.

The EIRP of mobile transmitters must not exceed 2 Watts for LTE Band 2, Band 7 and Band 41.

The EIRP of mobile transmitters must not exceed 1 Watts for LTE Band 4 and Band 66.

According to KDB 412172 D01 Power Approach,

$EIRP = P_T + G_T - L_C$, $ERP = EIRP - 2.15$, where

P_T = transmitter output power in dBm

G_T = gain of the transmitting antenna in dBi

L_C = signal attenuation in the connecting cable between the transmitter and antenna in dB

3.4.2 Test Procedures

1. The transmitter output port was connected to the system simulator.
2. Set EUT at maximum power through the system simulator.
3. Select lowest, middle, and highest channels for each band and different modulation.
4. Measure and record the power level from the system simulator.

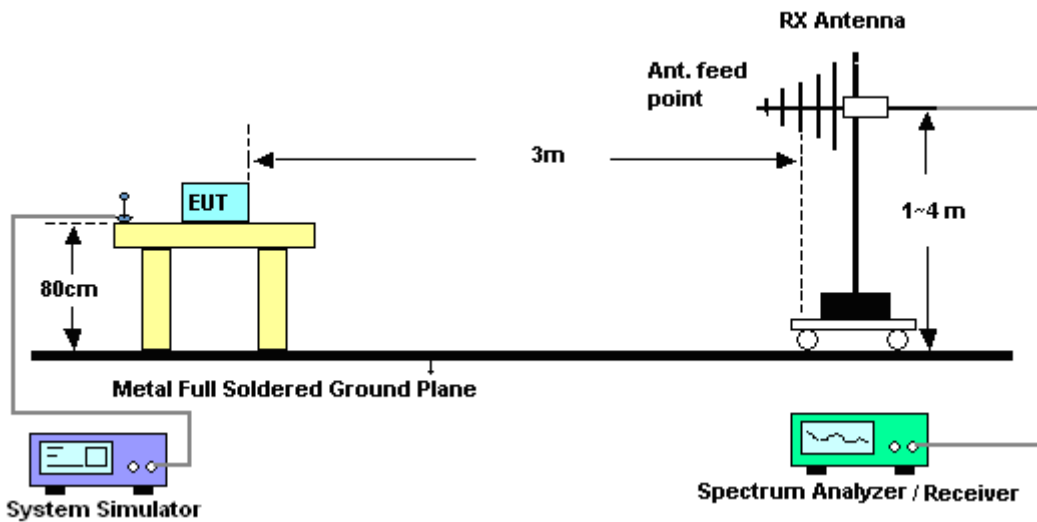
4 Radiated Test Items

4.1 Measuring Instruments

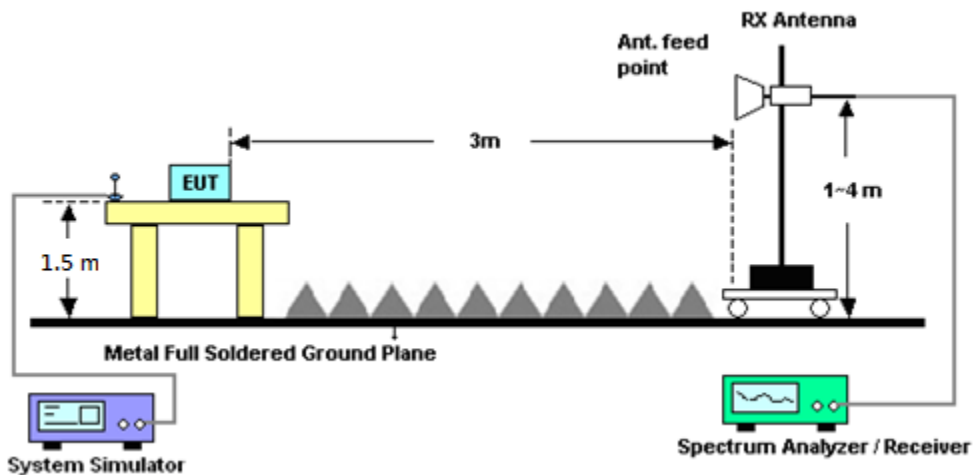
See list of measuring instruments of this test report.

4.2 Test Setup

4.2.1 For radiated test from 30MHz to 1GHz



4.2.2 For radiated test above 1GHz



4.3 Test Result of Radiated Test

Please refer to Appendix B.



4.4 Radiated Spurious Emission

4.4.1 Description of Radiated Spurious Emission

The radiated spurious emission was measured by substitution method according to ANSI / TIA / EIA-603-E. The power of any emission outside of the authorized operating frequency ranges must be attenuated below the transmitter power (P) by a factor of at least $43 + 10 \log (P)$ dB.

For Band 7, 41

The power of any emission outside of the authorized operating frequency ranges must be attenuated below the transmitter power (P) by a factor of at least $55 + 10 \log (P)$ dB.

For LTE Band 12,13,17

For operations in the 746-758 MHz, 775-788 MHz, and 805-806 MHz bands, emissions in the band 1559-1610 MHz shall be limited to -70 dBW/MHz equivalent isotropically radiated power (EIRP) for wideband signals, and -80 dBW EIRP for discrete emissions of less than 700 Hz bandwidth.

The spectrum is scanned from 30 MHz up to a frequency including its 10th harmonic.

4.4.2 Test Procedures

1. The testing follows FCC KDB 971168 v03 Section 5.8 and ANSI / TIA-603-E Section 2.2.12.
2. The EUT was placed on a turntable with 0.8 meter for frequency below 1GHz and 1.5 meter for frequency above 1GHz respectively above ground.
3. The EUT was set 3 meters from the receiving antenna, which was mounted on the antenna tower.
4. The table was rotated 360 degrees to determine the position of the highest spurious emission.
5. The height of the receiving antenna is varied between one meter and four meters to search the maximum spurious emission for both horizontal and vertical polarizations.
6. Make the measurement with the spectrum analyzer's RBW = 1MHz, VBW = 3MHz, taking the record of maximum spurious emission.
7. A horn antenna was substituted in place of the EUT and was driven by a signal generator.
8. Tune the output power of signal generator to the same emission level with EUT maximum spurious emission.
9. Taking the record of output power at antenna port.
10. Repeat step 7 to step 8 for another polarization.
11. The RF fundamental frequency should be excluded against the limit line in the operating frequency band.

The limit line is derived from $43 + 10\log(P)$ dB below the transmitter power P(Watts)

12. For Band 7, 41:

The limit line is derived from $55 + 10\log(P)$ dB below the transmitter power P(Watts)

EIRP (dBm) = S.G. Power – Tx Cable Loss + Tx Antenna Gain

ERP (dBm) = EIRP - 2.15



5 List of Measuring Equipment

Instrument	Manufacturer	Model No.	Serial No.	Characteristics	Calibration Date	Test Date	Due Date	Remark
LTE Base Station	Anritsu	MT8820C	6201432821	GSM/GPRS /WCDMA/LTE	Oct. 13, 2017	Jan. 02, 2018	Oct. 12, 2018	Conducted (TH05-HY)
Amplifier	MITEQ	TTA1840-35-HG	1871923	18GHz~40GHz,VS WR : 2.5:1 max	Jul. 18, 2017	Jan. 10, 2018 ~ Jan. 18, 2018	Jul. 17, 2018	Radiation (03CH11-HY)
Amplifier	SONOMA	310N	187312	9kHz~1GHz	Nov. 10, 2016	Jan. 10, 2018 ~ Jan. 18, 2018	Nov. 09, 2018	Radiation (03CH11-HY)
Bilog Antenna	TESEQ	CBL 6111D&N-6-0	35414&AT-N0 602	30MHz~1GHz	Oct. 14, 2017	Jan. 10, 2018 ~ Jan. 18, 2018	Oct. 13, 2018	Radiation (03CH11-HY)
Horn Antenna	SCHWARZBECK	BBHA 9120 D	9120D-1326	1GHz ~ 18GHz	Oct. 16, 2017	Jan. 10, 2018 ~ Jan. 18, 2018	Oct. 15, 2018	Radiation (03CH11-HY)
Horn Antenna	SCHWARZBECK	BBHA 9120 D	9120D-1522	1GHz ~ 18GHz	Mar. 17, 2017	Jan. 10, 2018 ~ Jan. 18, 2018	Mar. 16, 2018	Radiation (03CH11-HY)
Loop Antenna	Rohde & Schwarz	HFH2-Z2	100488	9 kHz~30 MHz	Nov. 23, 2017	Jan. 10, 2018 ~ Jan. 18, 2018	Nov. 22, 2019	Radiation (03CH11-HY)
Preamplifier	Keysight	83017A	MY53270080	1GHz~26.5GHz	Nov. 10, 2016	Jan. 10, 2018 ~ Jan. 18, 2018	Nov. 09, 2018	Radiation (03CH11-HY)
Spectrum Analyzer	Keysight	N9010A	MY54200486	10Hz ~ 44GHz	Oct. 19, 2017	Jan. 10, 2018 ~ Jan. 18, 2018	Oct. 18, 2018	Radiation (03CH11-HY)
Filter	Wainwright	WHKX12-108 0-1200-1500-	SN2	1.2G High Pass	Sep. 18, 2017	Jan. 10, 2018 ~ Jan. 18, 2018	Sep. 17, 2018	Radiation (03CH11-HY)
Antenna Mast	EMEC	AM-BS-4500-B	N/A	1~4m	N/A	Jan. 10, 2018 ~ Jan. 18, 2018	N/A	Radiation (03CH11-HY)
Turn Table	EMEC	TT 2000	N/A	0~360 Degree	N/A	Jan. 10, 2018 ~ Jan. 18, 2018	N/A	Radiation (03CH11-HY)
EMI Test Receiver	Keysight	N9038A(MXE)	MY57290111	3Hz~26.5GHz	Nov. 02, 2017	Jan. 10, 2018 ~ Jan. 18, 2018	Nov. 01, 2018	Radiation (03CH11-HY)
SHF-EHF Horn Antenna	SCHWARZBECK	BBHA 9170	BBHA917057 6	18GHz- 40GHz	Apr. 27, 2017	Jan. 10, 2018 ~ Jan. 18, 2018	Apr. 26, 2018	Radiation (03CH11-HY)
SHF-EHF Horn Antenna	SCHWARZBECK	BBHA 9170	BBHA917058 4	18GHz- 40GHz	Nov. 27, 2017	Jan. 10, 2018 ~ Jan. 18, 2018	Nov. 26, 2018	Radiation (03CH11-HY)
Preamplifier	MITEQ	AMF-7D-0010 1800-30-10P	1590074	1GHz~18GHz	May 22, 2017	Jan. 10, 2018 ~ Jan. 18, 2018	May 21, 2018	Radiation (03CH11-HY)



6 Uncertainty of Evaluation

Uncertainty of Radiated Emission Measurement (30 MHz ~ 1000 MHz)

Measuring Uncertainty for a Level of Confidence of 95% ($U = 2Uc(y)$)	3.37
---	------

Uncertainty of Radiated Emission Measurement (1 GHz ~ 18 GHz)

Measuring Uncertainty for a Level of Confidence of 95% ($U = 2Uc(y)$)	3.67
---	------

Uncertainty of Radiated Emission Measurement (18 GHz ~ 40 GHz)

Measuring Uncertainty for a Level of Confidence of 95% ($U = 2Uc(y)$)	4.03
---	------



Appendix A. Test Results of Conducted Test

Conducted Output Power(Average power)

LTE Band 2 Maximum Average Power [dBm]						
BW [MHz]	RB Size	RB Offset	Mod	Lowest	Middle	Highest
20	1	0	QPSK	23.72	23.75	23.77
20	1	49		23.51	23.65	23.37
20	1	99		23.52	23.71	23.57
20	50	0		22.70	22.48	22.81
20	50	24		22.51	22.40	22.77
20	50	50		22.47	22.48	22.76
20	100	0		22.63	22.64	22.87
20	1	0	16-QAM	22.96	22.99	22.86
20	1	49		22.85	22.89	22.65
20	1	99		22.84	22.85	22.88
20	50	0		21.74	21.75	21.56
20	50	24		21.56	21.82	21.43
20	50	50		21.52	21.87	21.49
20	100	0		21.64	21.91	21.66
15	1	0	QPSK	23.76	23.69	23.51
15	1	37		23.66	23.76	23.43
15	1	74		23.40	23.76	23.55
15	36	0		22.70	22.73	22.38
15	36	20		22.65	22.76	22.40
15	36	39		22.46	22.83	22.44
15	75	0		22.65	22.77	22.56
15	1	0	16-QAM	22.93	22.98	22.71
15	1	37		22.93	22.95	22.61
15	1	74		22.64	22.99	22.76
15	36	0		21.76	21.76	21.44
15	36	20		21.71	21.84	21.46
15	36	39		21.52	21.91	21.47
15	75	0		21.67	21.82	21.61



LTE Band 2 Maximum Average Power [dBm]						
BW [MHz]	RB Size	RB Offset	Mod	Lowest	Middle	Highest
10	1	0	QPSK	23.74	23.72	23.50
10	1	25		23.69	23.74	23.47
10	1	49		23.53	23.76	23.61
10	25	0		22.76	22.81	22.48
10	25	12		22.68	22.84	22.50
10	25	25		22.65	22.90	22.64
10	50	0		22.64	22.79	22.52
10	1	0	16-QAM	22.95	22.99	22.71
10	1	25		22.98	22.91	22.73
10	1	49		22.81	22.97	22.90
10	25	0		21.85	21.87	21.52
10	25	12		21.80	21.83	21.53
10	25	25		21.77	21.95	21.67
10	50	0		21.73	21.88	21.57
5	1	0	QPSK	23.76	23.76	23.47
5	1	12		23.76	23.76	23.54
5	1	24		23.67	23.74	23.51
5	12	0		22.53	22.54	22.55
5	12	7		22.52	22.51	22.55
5	12	13		22.57	22.51	22.54
5	25	0		22.73	22.76	22.54
5	1	0	16-QAM	22.98	22.96	22.74
5	1	12		22.93	22.92	22.82
5	1	24		22.97	22.95	22.76
5	12	0		21.53	21.71	21.52
5	12	7		21.55	21.66	21.50
5	12	13		21.50	21.62	21.48
5	25	0		21.73	21.80	21.56



LTE Band 2 Maximum Average Power [dBm]						
BW [MHz]	RB Size	RB Offset	Mod	Lowest	Middle	Highest
3	1	0	QPSK	23.73	23.74	23.50
3	1	8		23.69	23.76	23.53
3	1	14		23.67	23.75	23.46
3	8	0		22.68	22.71	22.57
3	8	4		22.67	22.71	22.49
3	8	7		22.68	22.78	22.50
3	15	0		22.68	22.78	22.49
3	1	0	16-QAM	22.91	22.91	22.73
3	1	8		22.99	22.96	22.77
3	1	14		22.98	22.97	22.71
3	8	0		21.76	21.79	21.55
3	8	4		21.75	21.79	21.49
3	8	7		21.79	21.80	21.51
3	15	0		21.76	21.74	21.46
1.4	1	0	QPSK	23.74	23.76	23.50
1.4	1	3		23.67	23.75	23.48
1.4	1	5		23.70	23.76	23.46
1.4	3	0		23.74	23.75	23.51
1.4	3	1		23.67	23.75	23.49
1.4	3	3		23.69	23.76	23.45
1.4	6	0		22.65	22.74	22.51
1.4	1	0	16-QAM	22.93	23.00	22.83
1.4	1	3		22.92	23.00	22.81
1.4	1	5		22.97	22.94	22.77
1.4	3	0		22.80	22.79	22.56
1.4	3	1		22.71	22.79	22.55
1.4	3	3		22.73	22.80	22.50
1.4	6	0		21.74	21.80	21.56



LTE Band 4 Maximum Average Power [dBm]						
BW [MHz]	RB Size	RB Offset	Mod	Lowest	Middle	Highest
20	1	0	QPSK	23.43	23.70	23.47
20	1	49		23.60	23.41	23.38
20	1	99		23.52	23.32	23.61
20	50	0		22.56	22.62	22.34
20	50	24		22.60	22.36	22.40
20	50	50		22.57	22.31	22.54
20	100	0		22.67	22.68	22.58
20	1	0	16-QAM	22.65	22.85	22.73
20	1	49		22.82	22.61	22.69
20	1	99		22.73	22.48	22.98
20	50	0		21.59	21.57	21.37
20	50	24		21.62	21.44	21.43
20	50	50		21.59	21.40	21.56
20	100	0		21.68	21.49	21.57
15	1	0	QPSK	23.36	23.61	23.31
15	1	37		23.56	23.36	23.51
15	1	74		23.54	23.25	23.64
15	36	0		22.49	22.50	22.34
15	36	20		22.60	22.35	22.51
15	36	39		22.55	22.27	22.56
15	75	0		22.63	22.32	22.58
15	1	0	16-QAM	22.68	22.79	22.54
15	1	37		22.86	22.57	22.76
15	1	74		22.84	22.46	22.90
15	36	0		21.53	21.58	21.42
15	36	20		21.63	21.46	21.61
15	36	39		21.59	21.39	21.62
15	75	0		21.64	21.41	21.64



LTE Band 4 Maximum Average Power [dBm]						
BW [MHz]	RB Size	RB Offset	Mod	Lowest	Middle	Highest
10	1	0	QPSK	23.34	23.60	23.55
10	1	25		23.50	23.39	23.68
10	1	49		23.59	23.31	23.67
10	25	0		22.48	22.49	22.69
10	25	12		22.51	22.42	22.72
10	25	25		22.58	22.35	22.80
10	50	0		22.49	22.38	22.70
10	1	0	16-QAM	22.59	22.82	22.78
10	1	25		22.72	22.65	22.89
10	1	49		22.83	22.55	22.90
10	25	0		21.52	21.53	21.73
10	25	12		21.55	21.47	21.73
10	25	25		21.64	21.38	21.80
10	50	0		21.55	21.40	21.72
5	1	0	QPSK	23.28	23.42	23.67
5	1	12		23.37	23.34	23.63
5	1	24		23.42	23.30	23.64
5	12	0		22.28	22.31	22.23
5	12	7		22.20	22.25	22.19
5	12	13		22.17	22.22	22.16
5	25	0		22.42	22.37	22.72
5	1	0	16-QAM	22.56	22.65	22.88
5	1	12		22.58	22.57	22.96
5	1	24		22.64	22.52	22.97
5	12	0		21.36	21.44	21.44
5	12	7		21.33	21.38	21.34
5	12	13		21.39	21.37	21.32
5	25	0		21.38	21.39	21.76



LTE Band 4 Maximum Average Power [dBm]						
BW [MHz]	RB Size	RB Offset	Mod	Lowest	Middle	Highest
3	1	0	QPSK	23.25	23.37	23.67
3	1	8		23.28	23.36	23.65
3	1	14		23.32	23.25	23.67
3	8	0		22.28	22.35	22.73
3	8	4		22.26	22.31	22.74
3	8	7		22.33	22.31	22.78
3	15	0		22.28	22.33	22.76
3	1	0	16-QAM	22.49	22.56	22.96
3	1	8		22.59	22.56	22.93
3	1	14		22.63	22.50	22.97
3	8	0		21.39	21.42	21.78
3	8	4		21.36	21.38	21.78
3	8	7		21.42	21.42	21.82
3	15	0		21.32	21.38	21.75
1.4	1	0	QPSK	23.23	23.37	23.68
1.4	1	3		23.24	23.28	23.67
1.4	1	5		23.26	23.28	23.62
1.4	3	0		23.21	23.31	23.69
1.4	3	1		23.19	23.30	23.69
1.4	3	3		23.25	23.30	23.62
1.4	6	0		22.28	22.32	22.82
1.4	1	0	16-QAM	22.50	22.59	22.94
1.4	1	3		22.52	22.53	22.93
1.4	1	5		22.51	22.57	22.96
1.4	3	0		22.29	22.40	22.86
1.4	3	1		22.32	22.38	22.84
1.4	3	3		22.41	22.37	22.86
1.4	6	0		21.33	21.38	21.86



LTE Band 5 Maximum Average Power [dBm]						
BW [MHz]	RB Size	RB Offset	Mod	Lowest	Middle	Highest
10	1	0	QPSK	23.58	23.47	23.61
10	1	25		23.44	23.50	23.48
10	1	49		23.49	23.54	23.60
10	25	0		22.55	22.50	22.57
10	25	12		22.52	22.53	22.49
10	25	25		22.52	22.58	22.57
10	50	0		22.57	22.52	22.59
10	1	0	16-QAM	23.00	22.84	23.00
10	1	25		22.78	22.90	22.78
10	1	49		22.92	22.94	22.95
10	25	0		21.59	21.62	21.66
10	25	12		21.55	21.64	21.58
10	25	25		21.57	21.69	21.65
10	50	0		21.59	21.63	21.66
5	1	0	QPSK	23.54	23.47	23.43
5	1	12		23.41	23.46	23.43
5	1	24		23.40	23.53	23.54
5	12	0		22.41	22.44	22.44
5	12	7		22.45	22.45	22.50
5	12	13		22.43	22.47	22.54
5	25	0		22.49	22.47	22.52
5	1	0	16-QAM	22.94	22.78	22.75
5	1	12		22.78	22.78	22.73
5	1	24		22.76	22.81	22.85
5	12	0		21.53	21.52	21.46
5	12	7		21.51	21.54	21.52
5	12	13		21.45	21.59	21.57
5	25	0		21.54	21.52	21.57



LTE Band 5 Maximum Average Power [dBm]						
BW [MHz]	RB Size	RB Offset	Mod	Lowest	Middle	Highest
3	1	0	QPSK	23.47	23.41	23.37
3	1	8		23.35	23.47	23.50
3	1	14		23.34	23.46	23.49
3	8	0		22.51	22.46	22.47
3	8	4		22.42	22.44	22.49
3	8	7		22.40	22.46	22.50
3	15	0		22.41	22.45	22.52
3	1	0	16-QAM	22.80	22.76	22.63
3	1	8		22.70	22.81	22.77
3	1	14		22.66	22.80	22.79
3	8	0		21.56	21.54	21.54
3	8	4		21.45	21.55	21.58
3	8	7		21.42	21.57	21.57
3	15	0		21.46	21.50	21.52
1.4	1	0	QPSK	23.49	23.44	23.49
1.4	1	3		23.44	23.43	23.48
1.4	1	5		23.43	23.45	23.51
1.4	3	0		23.50	23.42	23.46
1.4	3	1		23.48	23.40	23.46
1.4	3	3		23.48	23.41	23.48
1.4	6	0		22.48	22.42	22.47
1.4	1	0	16-QAM	22.86	22.81	22.87
1.4	1	3		22.82	22.79	22.86
1.4	1	5		22.73	22.82	22.89
1.4	3	0		22.60	22.57	22.58
1.4	3	1		22.63	22.56	22.59
1.4	3	3		22.65	22.57	22.60
1.4	6	0		21.62	21.57	21.56



LTE Band 7 Maximum Average Power [dBm]						
BW [MHz]	RB Size	RB Offset	Mod	Lowest	Middle	Highest
20	1	0	QPSK	22.66	22.67	22.62
20	1	49		22.59	22.56	22.66
20	1	99		22.63	22.55	22.66
20	50	0		21.62	21.66	21.62
20	50	24		21.62	21.60	21.66
20	50	50		21.65	21.70	21.69
20	100	0		21.67	21.69	21.65
20	1	0	16-QAM	21.92	21.76	21.79
20	1	49		21.92	21.80	21.92
20	1	99		21.92	21.89	21.89
20	50	0		20.83	20.70	20.72
20	50	24		20.82	20.65	20.84
20	50	50		20.78	20.72	20.92
20	100	0		20.91	20.72	21.04
15	1	0	QPSK	22.57	22.55	22.59
15	1	37		22.57	22.56	22.65
15	1	74		22.66	22.60	22.59
15	36	0		21.81	21.70	21.78
15	36	20		21.82	21.65	21.85
15	36	39		21.82	21.71	21.84
15	75	0		21.84	21.68	21.90
15	1	0	16-QAM	21.98	21.82	21.85
15	1	37		21.99	21.82	21.98
15	1	74		21.93	21.91	21.89
15	36	0		20.89	20.74	20.84
15	36	20		20.90	20.70	20.90
15	36	39		20.88	20.76	20.92
15	75	0		20.88	20.72	20.97



LTE Band 7 Maximum Average Power [dBm]						
BW [MHz]	RB Size	RB Offset	Mod	Lowest	Middle	Highest
10	1	0	QPSK	22.58	22.57	22.64
10	1	25		22.65	22.62	22.59
10	1	49		22.58	22.65	22.57
10	25	0		21.88	21.63	21.86
10	25	12		21.87	21.64	21.83
10	25	25		21.87	21.65	21.87
10	50	0		21.82	21.60	21.83
10	1	0	16-QAM	22.04	21.82	21.95
10	1	25		22.00	21.79	21.93
10	1	49		22.00	21.90	21.93
10	25	0		20.89	20.67	20.89
10	25	12		20.88	20.74	20.86
10	25	25		20.93	20.74	20.91
10	50	0		20.90	20.71	20.87
5	1	0	QPSK	22.61	22.59	22.59
5	1	12		22.61	22.58	22.64
5	1	24		22.60	22.62	22.60
5	12	0		21.87	21.64	21.76
5	12	7		21.87	21.64	21.76
5	12	13		21.87	21.64	21.72
5	25	0		21.84	21.65	21.78
5	1	0	16-QAM	22.03	21.83	21.93
5	1	12		22.03	21.83	21.92
5	1	24		22.05	21.87	21.85
5	12	0		20.90	20.63	20.76
5	12	7		20.89	20.63	20.77
5	12	13		20.88	20.63	20.72
5	25	0		20.90	20.64	20.76



LTE Band 12 Maximum Average Power [dBm]						
BW [MHz]	RB Size	RB Offset	Mod	Lowest	Middle	Highest
10	1	0	QPSK	23.53	23.62	23.50
10	1	25		23.58	23.57	23.60
10	1	49		23.54	23.58	23.61
10	25	0		22.68	22.71	22.64
10	25	12		22.66	22.64	22.55
10	25	25		22.66	22.69	22.63
10	50	0		22.75	22.76	22.73
10	1	0	16-QAM	22.88	22.95	22.84
10	1	25		23.00	22.97	22.94
10	1	49		22.94	22.96	22.91
10	25	0		21.80	21.78	21.62
10	25	12		21.85	21.71	21.67
10	25	25		21.74	21.77	21.68
10	50	0		21.87	21.73	21.82
5	1	0	QPSK	23.48	23.61	23.58
5	1	12		23.59	23.52	23.49
5	1	24		23.61	23.60	23.59
5	12	0		22.51	22.54	22.52
5	12	7		22.60	22.56	22.48
5	12	13		22.69	22.55	22.58
5	25	0		22.64	22.58	22.54
5	1	0	16-QAM	22.81	22.83	22.95
5	1	12		22.97	22.90	22.87
5	1	24		22.93	22.97	22.94
5	12	0		21.67	21.61	21.64
5	12	7		21.72	21.64	21.57
5	12	13		21.79	21.66	21.67
5	25	0		21.73	21.61	21.65



LTE Band 12 Maximum Average Power [dBm]						
BW [MHz]	RB Size	RB Offset	Mod	Lowest	Middle	Highest
3	1	0	QPSK	23.47	23.51	23.44
3	1	8		23.53	23.56	23.55
3	1	14		23.60	23.48	23.53
3	8	0		22.60	22.52	22.48
3	8	4		22.56	22.52	22.55
3	8	7		22.63	22.54	22.56
3	15	0		22.56	22.52	22.56
3	1	0	16-QAM	22.81	22.82	22.83
3	1	8		22.90	22.86	22.93
3	1	14		22.99	22.85	22.91
3	8	0		21.70	21.63	21.54
3	8	4		21.68	21.64	21.59
3	8	7		21.76	21.65	21.61
3	15	0		21.64	21.62	21.56
1.4	1	0	QPSK	23.50	23.55	23.58
1.4	1	3		23.53	23.52	23.55
1.4	1	5		23.55	23.55	23.57
1.4	3	0		23.47	23.54	23.55
1.4	3	1		23.44	23.53	23.54
1.4	3	3		23.52	23.54	23.53
1.4	6	0		22.59	22.57	22.56
1.4	1	0	16-QAM	22.88	22.93	22.98
1.4	1	3		22.91	22.88	22.94
1.4	1	5		22.91	22.91	22.95
1.4	3	0		22.64	22.69	22.69
1.4	3	1		22.63	22.68	22.69
1.4	3	3		22.70	22.69	22.70
1.4	6	0		21.76	21.66	21.71



LTE Band 13 Maximum Average Power [dBm]						
BW [MHz]	RB Size	RB Offset	Mod	Lowest	Middle	Highest
10	1	0	QPSK		23.49	
10	1	25			23.33	
10	1	49			23.39	
10	25	0			22.42	
10	25	12			22.30	
10	25	25			22.41	
10	50	0			22.36	
10	1	0	16-QAM		22.47	
10	1	25			22.46	
10	1	49			22.45	
10	25	0			21.35	
10	25	12			21.22	
10	25	25			21.41	
10	50	0			21.35	
10	1	0	64-QAM		0.00	
10	1	25			0.00	
10	1	49			0.00	
10	25	0			0.00	
10	25	12			0.00	
10	25	25			0.00	
10	50	0			0.00	
5	1	0	QPSK	23.30	23.44	23.41
5	1	12		23.45	23.44	23.44
5	1	24		23.39	23.43	23.48
5	12	0		22.33	22.40	22.41
5	12	7		22.36	22.36	22.40
5	12	13		22.33	22.46	22.46
5	25	0		22.37	22.36	22.44
5	1	0	16-QAM	22.67	22.92	22.78
5	1	12		22.85	22.81	22.81
5	1	24		22.77	22.88	22.86
5	12	0		21.37	21.47	21.44
5	12	7		21.42	21.37	21.41
5	12	13		21.44	21.45	21.49
5	25	0		21.45	21.39	21.44



LTE Band 17 Maximum Average Power [dBm]						
BW [MHz]	RB Size	RB Offset	Mod	Lowest	Middle	Highest
10	1	0	QPSK	23.62	23.65	23.51
10	1	25		23.64	23.60	23.62
10	1	49		23.64	23.57	23.64
10	25	0		22.60	22.69	22.61
10	25	12		22.64	22.65	22.68
10	25	25		22.59	22.58	22.67
10	50	0		22.69	22.70	22.65
10	1	0	16-QAM	22.97	22.97	22.94
10	1	25		22.91	23.00	22.96
10	1	49		22.95	22.98	22.97
10	25	0		21.74	21.68	21.68
10	25	12		21.76	21.70	21.73
10	25	25		21.90	21.74	21.73
10	50	0		21.83	21.82	21.87
5	1	0	QPSK	23.59	23.53	23.61
5	1	12		23.53	23.60	23.51
5	1	24		23.57	23.61	23.63
5	12	0		22.65	22.52	22.53
5	12	7		22.58	22.60	22.49
5	12	13		22.60	22.64	22.59
5	25	0		22.58	22.64	22.55
5	1	0	16-QAM	23.00	22.88	22.97
5	1	12		22.88	22.96	22.87
5	1	24		22.92	22.97	22.91
5	12	0		21.73	21.66	21.64
5	12	7		21.65	21.75	21.54
5	12	13		21.70	21.79	21.60
5	25	0		21.64	21.73	21.58



LTE Band 26 Maximum Average Power [dBm]						
BW [MHz]	RB Size	RB Offset	Mod	Lowest	Middle	Highest
15	1	0	QPSK	23.43	23.51	23.46
15	1	37		23.31	23.38	23.43
15	1	74		23.43	23.44	23.39
15	36	0		22.52	22.53	22.50
15	36	20		22.48	22.43	22.52
15	36	39		22.49	22.41	22.51
15	75	0		22.58	22.61	22.60
15	1	0	16-QAM	22.70	22.84	22.77
15	1	37		22.89	22.72	22.81
15	1	74		22.73	22.83	22.83
15	36	0		21.60	21.50	21.60
15	36	20		21.64	21.55	21.58
15	36	39		21.54	21.54	21.56
15	75	0		21.75	21.67	21.69
10	1	0	QPSK	23.35	23.48	23.42
10	1	25		23.42	23.44	23.47
10	1	49		23.46	23.50	23.49
10	25	0		22.56	22.49	22.58
10	25	12		22.59	22.49	22.49
10	25	25		22.60	22.49	22.56
10	50	0		22.59	22.50	22.61
10	1	0	16-QAM	22.72	22.77	22.97
10	1	25		22.80	22.77	22.79
10	1	49		22.93	22.85	22.92
10	25	0		21.57	21.53	21.65
10	25	12		21.62	21.52	21.58
10	25	25		21.66	21.54	21.66
10	50	0		21.62	21.58	21.64



LTE Band 26 Maximum Average Power [dBm]						
BW [MHz]	RB Size	RB Offset	Mod	Lowest	Middle	Highest
5	1	0	QPSK	23.29	23.39	23.39
5	1	12		23.42	23.38	23.45
5	1	24		23.50	23.43	23.41
5	12	0		22.37	22.36	22.41
5	12	7		22.44	22.41	22.47
5	12	13		22.47	22.41	22.52
5	25	0		22.45	22.43	22.53
5	1	0	16-QAM	22.66	22.68	22.76
5	1	12		22.80	22.69	22.77
5	1	24		22.86	22.72	22.88
5	12	0		21.41	21.40	21.49
5	12	7		21.49	21.45	21.51
5	12	13		21.54	21.44	21.56
5	25	0		21.47	21.45	21.56
3	1	0	QPSK	23.22	23.33	23.33
3	1	8		23.32	23.40	23.47
3	1	14		23.38	23.37	23.46
3	8	0		22.29	22.36	22.43
3	8	4		22.34	22.41	22.46
3	8	7		22.41	22.41	22.46
3	15	0		22.35	22.40	22.49
3	1	0	16-QAM	22.58	22.60	22.65
3	1	8		22.70	22.68	22.80
3	1	14		22.72	22.66	22.82
3	8	0		21.35	21.40	21.51
3	8	4		21.39	21.46	21.53
3	8	7		21.51	21.48	21.55
3	15	0		21.45	21.45	21.51



LTE Band 26 Maximum Average Power [dBm]						
BW [MHz]	RB Size	RB Offset	Mod	Lowest	Middle	Highest
1.4	1	0	QPSK	23.28	23.39	23.49
1.4	1	3		23.30	23.37	23.45
1.4	1	5		23.33	23.40	23.48
1.4	3	0		23.32	23.35	23.44
1.4	3	1		23.31	23.34	23.44
1.4	3	3		23.31	23.35	23.45
1.4	6	0		22.30	22.35	22.45
1.4	1	0	16-QAM	22.59	22.70	22.78
1.4	1	3		22.59	22.67	22.79
1.4	1	5		22.64	22.71	22.82
1.4	3	0		22.43	22.46	22.55
1.4	3	1		22.42	22.45	22.56
1.4	3	3		22.43	22.45	22.55
1.4	6	0		21.41	21.46	21.53



LTE Band 41 Maximum Average Power [dBm]						
BW [MHz]	RB Size	RB Offset	Mod	Lowest	Middle	Highest
20	1	0	QPSK	22.84	22.90	22.92
20	1	49		22.83	22.89	22.91
20	1	99		22.83	22.89	22.85
20	50	0		21.85	21.87	21.91
20	50	24		21.82	21.85	21.90
20	50	50		21.82	21.85	21.90
20	100	0		21.89	21.87	21.93
20	1	0	16-QAM	21.85	21.93	22.04
20	1	49		21.88	21.94	22.02
20	1	99		21.89	21.95	21.99
20	50	0		20.96	20.91	20.98
20	50	24		20.93	20.89	20.97
20	50	50		20.91	20.89	20.92
20	100	0		21.00	20.87	20.92
15	1	0	QPSK	22.81	22.84	22.85
15	1	37		22.81	22.85	22.81
15	1	74		22.77	22.81	22.76
15	36	0		21.86	21.84	21.88
15	36	20		21.84	21.83	21.85
15	36	39		21.86	21.80	21.85
15	75	0		21.86	21.80	21.85
15	1	0	16-QAM	21.82	21.91	21.96
15	1	37		21.85	21.96	21.92
15	1	74		21.84	21.94	21.85
15	36	0		20.87	20.93	20.91
15	36	20		20.85	20.93	20.89
15	36	39		20.93	20.89	20.92
15	75	0		20.99	20.94	20.98



LTE Band 41 Maximum Average Power [dBm]						
BW [MHz]	RB Size	RB Offset	Mod	Lowest	Middle	Highest
10	1	0	QPSK	22.85	22.88	22.90
10	1	25		22.82	22.87	22.89
10	1	49		22.83	22.87	22.81
10	25	0		21.89	21.87	21.88
10	25	12		21.90	21.89	21.92
10	25	25		21.86	21.92	21.93
10	50	0		21.87	21.85	21.88
10	1	0	16-QAM	21.86	21.95	22.00
10	1	25		21.89	21.93	22.00
10	1	49		21.90	21.94	21.94
10	25	0		21.00	20.96	21.02
10	25	12		21.02	20.98	21.02
10	25	25		21.02	21.01	21.02
10	50	0		20.99	20.89	20.92
5	1	0	QPSK	22.76	22.77	22.80
5	1	12		22.76	22.77	22.77
5	1	24		22.79	22.81	22.73
5	12	0		21.84	21.80	21.86
5	12	7		21.84	21.80	21.85
5	12	13		21.85	21.82	21.85
5	25	0		21.87	21.82	21.85
5	1	0	16-QAM	21.83	21.83	21.88
5	1	12		21.85	21.84	21.88
5	1	24		21.90	21.89	21.86
5	12	0		20.92	20.82	20.89
5	12	7		20.91	20.88	20.89
5	12	13		20.92	20.90	20.90
5	25	0		20.98	20.94	20.94



LTE Band 66 Maximum Average Power [dBm]						
BW [MHz]	RB Size	RB Offset	Mod	Lowest	Middle	Highest
20	1	0	QPSK	23.35	23.63	23.62
20	1	49		23.17	23.18	23.30
20	1	99		23.28	23.21	23.53
20	50	0		22.42	22.52	22.47
20	50	24		22.39	22.27	22.35
20	50	50		22.37	22.21	22.38
20	100	0		22.55	22.64	22.63
20	1	0	16-QAM	22.43	22.53	22.98
20	1	49		22.55	22.50	22.59
20	1	99		22.56	22.88	22.95
20	50	0		21.28	21.19	21.52
20	50	24		21.35	21.18	21.30
20	50	50		21.34	21.37	21.37
20	100	0		21.54	21.47	21.66
15	1	0	QPSK	23.18	23.18	23.58
15	1	37		23.38	23.28	23.29
15	1	74		23.36	23.49	23.59
15	36	0		22.28	22.18	22.45
15	36	20		22.37	22.28	22.35
15	36	39		22.31	22.39	22.46
15	75	0		22.47	22.39	22.54
15	1	0	16-QAM	22.41	22.42	22.91
15	1	37		22.58	22.55	22.58
15	1	74		22.57	22.74	22.96
15	36	0		21.19	21.07	21.38
15	36	20		21.29	21.17	21.27
15	36	39		21.23	21.28	21.35
15	75	0		21.43	21.38	21.48



LTE Band 66 Maximum Average Power [dBm]						
BW [MHz]	RB Size	RB Offset	Mod	Lowest	Middle	Highest
10	1	0	QPSK	23.15	23.21	23.39
10	1	25		23.26	23.25	23.34
10	1	49		23.38	23.41	23.58
10	25	0		22.21	22.13	22.29
10	25	12		22.22	22.12	22.37
10	25	25		22.29	22.24	22.56
10	50	0		22.34	22.31	22.53
10	1	0	16-QAM	22.46	22.58	22.75
10	1	25		22.55	22.61	22.71
10	1	49		22.68	22.74	23.00
10	25	0		21.12	21.07	21.23
10	25	12		21.12	21.04	21.29
10	25	25		21.19	21.20	21.44
10	50	0		21.29	21.30	21.46
5	1	0	QPSK	23.08	23.18	23.36
5	1	12		23.16	23.18	23.52
5	1	24		23.22	23.23	23.53
5	12	0		22.02	22.05	22.34
5	12	7		22.06	22.06	22.42
5	12	13		22.07	22.05	22.53
5	25	0		22.18	22.20	22.59
5	1	0	16-QAM	22.38	22.44	22.70
5	1	12		22.46	22.45	22.89
5	1	24		22.50	22.51	22.97
5	12	0		20.86	20.92	21.20
5	12	7		20.90	20.97	21.23
5	12	13		20.96	20.94	21.34
5	25	0		21.11	21.13	21.44



LTE Band 66 Maximum Average Power [dBm]						
BW [MHz]	RB Size	RB Offset	Mod	Lowest	Middle	Highest
3	1	0	QPSK	23.06	23.15	23.48
3	1	8		23.11	23.21	23.59
3	1	14		23.15	23.17	23.57
3	8	0		22.03	22.04	22.45
3	8	4		21.96	22.09	22.52
3	8	7		22.02	22.11	22.56
3	15	0		22.05	22.20	22.61
3	1	0	16-QAM	22.34	22.50	22.83
3	1	8		22.40	22.55	22.94
3	1	14		22.43	22.50	22.90
3	8	0		20.89	20.98	21.33
3	8	4		20.87	20.99	21.39
3	8	7		20.93	21.01	21.47
3	15	0		20.91	21.04	21.45
1.4	1	0	QPSK	23.08	23.10	23.56
1.4	1	3		23.08	23.11	23.53
1.4	1	5		23.08	23.15	23.59
1.4	3	0		22.98	23.02	23.55
1.4	3	1		22.93	23.01	23.57
1.4	3	3		22.99	23.07	23.50
1.4	6	0		21.95	22.05	22.47
1.4	1	0	16-QAM	22.32	22.45	22.94
1.4	1	3		22.35	22.51	22.93
1.4	1	5		22.37	22.52	22.92
1.4	3	0		21.92	22.04	22.54
1.4	3	1		21.90	22.03	22.54
1.4	3	3		21.97	22.13	22.51
1.4	6	0		20.87	20.99	21.41



Appendix B. Test Results of ERP/EIRP and Radiated Test

ERP/EIRP

LTE Band 2 / 1.4MHz (Average) (GT - LC = 2.99 dB)							
Channel	Mode	RB		Conducted		EIRP	
		Size	Offset	Power (dBm)	Power (Watts)	EIRP(dBm)	EIRP(W)
Lowest	QPSK	1	0	23.74	0.2366	26.73	0.4710
Middle		1	0	23.76	0.2377	26.75	0.4732
Highest		1	0	23.50	0.2239	26.49	0.4457
Lowest	16QAM	1	0	22.93	0.1963	25.92	0.3908
Middle		1	0	23.00	0.1995	25.99	0.3972
Highest		1	0	22.83	0.1919	25.82	0.3819
Limit	EIRP < 2W			Result		PASS	

LTE Band 2 / 3MHz (Average) (GT - LC = 2.99 dB)							
Channel	Mode	RB		Conducted		EIRP	
		Size	Offset	Power (dBm)	Power (Watts)	EIRP(dBm)	EIRP(W)
Lowest	QPSK	1	8	23.69	0.2339	26.68	0.4656
Middle		1	8	23.76	0.2377	26.75	0.4732
Highest		1	8	23.53	0.2254	26.52	0.4487
Lowest	16QAM	1	8	22.99	0.1991	25.98	0.3963
Middle		1	8	22.96	0.1977	25.95	0.3936
Highest		1	8	22.77	0.1892	25.76	0.3767
Limit	EIRP < 2W			Result		PASS	

LTE Band 2 / 5MHz (Average) (GT - LC = 2.99 dB)							
Channel	Mode	RB		Conducted		EIRP	
		Size	Offset	Power (dBm)	Power (Watts)	EIRP(dBm)	EIRP(W)
Lowest	QPSK	1	0	23.76	0.2377	26.75	0.4732
Middle		1	0	23.76	0.2377	26.75	0.4732
Highest		1	0	23.47	0.2223	26.46	0.4426
Lowest	16QAM	1	0	22.98	0.1986	25.97	0.3954
Middle		1	0	22.96	0.1977	25.95	0.3936
Highest		1	0	22.74	0.1879	25.73	0.3741
Limit	EIRP < 2W			Result		PASS	



LTE Band 2 / 10MHz (Average) (GT - LC = 2.99 dB)							
Channel	Mode	RB		Conducted		EIRP	
		Size	Offset	Power (dBm)	Power (Watts)	EIRP(dBm)	EIRP(W)
Lowest	QPSK	1	49	23.53	0.2254	26.52	0.4487
Middle		1	49	23.76	0.2377	26.75	0.4732
Highest		1	49	23.61	0.2296	26.60	0.4571
Lowest	16QAM	1	0	22.95	0.1972	25.94	0.3926
Middle		1	0	22.99	0.1991	25.98	0.3963
Highest		1	0	22.71	0.1866	25.70	0.3715
Limit	EIRP < 2W			Result		PASS	

LTE Band 2 / 15MHz (Average) (GT - LC = 2.99 dB)							
Channel	Mode	RB		Conducted		EIRP	
		Size	Offset	Power (dBm)	Power (Watts)	EIRP(dBm)	EIRP(W)
Lowest	QPSK	1	0	23.76	0.2377	26.75	0.4732
Middle		1	0	23.69	0.2339	26.68	0.4656
Highest		1	0	23.51	0.2244	26.50	0.4467
Lowest	16QAM	1	74	22.64	0.1837	25.63	0.3656
Middle		1	74	22.99	0.1991	25.98	0.3963
Highest		1	74	22.76	0.1888	25.75	0.3758
Limit	EIRP < 2W			Result		PASS	

LTE Band 2 / 20MHz (Average) (GT - LC = 2.99 dB)							
Channel	Mode	RB		Conducted		EIRP	
		Size	Offset	Power (dBm)	Power (Watts)	EIRP(dBm)	EIRP(W)
Lowest	QPSK	1	0	23.72	0.2355	26.71	0.4688
Middle		1	0	23.75	0.2371	26.74	0.4721
Highest		1	0	23.77	0.2382	26.76	0.4742
Lowest	16QAM	1	0	22.96	0.1977	25.95	0.3936
Middle		1	0	22.99	0.1991	25.98	0.3963
Highest		1	0	22.86	0.1932	25.85	0.3846
Limit	EIRP < 2W			Result		PASS	



LTE Band 4 / 1.4MHz (Average) (GT - LC = 2.92 dB)							
Channel	Mode	RB		Conducted		EIRP	
		Size	Offset	Power (dBm)	Power (Watts)	EIRP(dBm)	EIRP(W)
Lowest	QPSK	3	0	23.21	0.2094	26.13	0.4102
Middle		3	0	23.31	0.2143	26.23	0.4198
Highest		3	0	23.69	0.2339	26.61	0.4581
Lowest	16QAM	1	5	22.51	0.1782	25.43	0.3491
Middle		1	5	22.57	0.1807	25.49	0.3540
Highest		1	5	22.96	0.1977	25.88	0.3873
Limit	EIRP < 1W			Result		PASS	

LTE Band 4 / 3MHz (Average) (GT - LC = 2.92 dB)							
Channel	Mode	RB		Conducted		EIRP	
		Size	Offset	Power (dBm)	Power (Watts)	EIRP(dBm)	EIRP(W)
Lowest	QPSK	1	0	23.25	0.2113	26.17	0.4140
Middle		1	0	23.37	0.2173	26.29	0.4256
Highest		1	0	23.67	0.2328	26.59	0.4560
Lowest	16QAM	1	14	22.63	0.1832	25.55	0.3589
Middle		1	14	22.50	0.1778	25.42	0.3483
Highest		1	14	22.97	0.1982	25.89	0.3882
Limit	EIRP < 1W			Result		PASS	

LTE Band 4 / 5MHz (Average) (GT - LC = 2.92 dB)							
Channel	Mode	RB		Conducted		EIRP	
		Size	Offset	Power (dBm)	Power (Watts)	EIRP(dBm)	EIRP(W)
Lowest	QPSK	1	0	23.28	0.2128	26.20	0.4169
Middle		1	0	23.42	0.2198	26.34	0.4305
Highest		1	0	23.67	0.2328	26.59	0.4560
Lowest	16QAM	1	24	22.64	0.1837	25.56	0.3597
Middle		1	24	22.52	0.1786	25.44	0.3499
Highest		1	24	22.97	0.1982	25.89	0.3882
Limit	EIRP < 1W			Result		PASS	



LTE Band 4 / 10MHz (Average) (GT - LC = 2.92 dB)							
Channel	Mode	RB		Conducted		EIRP	
		Size	Offset	Power (dBm)	Power (Watts)	EIRP(dBm)	EIRP(W)
Lowest	QPSK	1	25	23.50	0.2239	26.42	0.4385
Middle		1	25	23.39	0.2183	26.31	0.4276
Highest		1	25	23.68	0.2333	26.60	0.4571
Lowest	16QAM	1	49	22.83	0.1919	25.75	0.3758
Middle		1	49	22.55	0.1799	25.47	0.3524
Highest		1	49	22.90	0.1950	25.82	0.3819
Limit	EIRP < 1W			Result		PASS	

LTE Band 4 / 15MHz (Average) (GT - LC = 2.92 dB)							
Channel	Mode	RB		Conducted		EIRP	
		Size	Offset	Power (dBm)	Power (Watts)	EIRP(dBm)	EIRP(W)
Lowest	QPSK	1	74	23.54	0.2259	26.46	0.4426
Middle		1	74	23.25	0.2113	26.17	0.4140
Highest		1	74	23.64	0.2312	26.56	0.4529
Lowest	16QAM	1	74	22.84	0.1923	25.76	0.3767
Middle		1	74	22.46	0.1762	25.38	0.3451
Highest		1	74	22.90	0.1950	25.82	0.3819
Limit	EIRP < 1W			Result		PASS	

LTE Band 4 / 20MHz (Average) (GT - LC = 2.92 dB)							
Channel	Mode	RB		Conducted		EIRP	
		Size	Offset	Power (dBm)	Power (Watts)	EIRP(dBm)	EIRP(W)
Lowest	QPSK	1	0	23.43	0.2203	26.35	0.4315
Middle		1	0	23.70	0.2344	26.62	0.4592
Highest		1	0	23.47	0.2223	26.39	0.4355
Lowest	16QAM	1	99	22.73	0.1875	25.65	0.3673
Middle		1	99	22.48	0.1770	25.40	0.3467
Highest		1	99	22.98	0.1986	25.90	0.3890
Limit	EIRP < 1W			Result		PASS	



LTE Band 5 / 1.4MHz (Average) (GT - LC = -1.59 dB)							
Channel	Mode	RB		Conducted		ERP	
		Size	Offset	Power (dBm)	Power (Watts)	ERP(dBm)	ERP(W)
Lowest	QPSK	1	5	23.43	0.2203	19.69	0.0931
Middle		1	5	23.45	0.2213	19.71	0.0935
Highest		1	5	23.51	0.2244	19.77	0.0948
Lowest	16QAM	1	5	22.73	0.1875	18.99	0.0793
Middle		1	5	22.82	0.1914	19.08	0.0809
Highest		1	5	22.89	0.1945	19.15	0.0822
Limit	ERP < 7W			Result		PASS	

LTE Band 5 / 3MHz (Average) (GT - LC = -1.59 dB)							
Channel	Mode	RB		Conducted		ERP	
		Size	Offset	Power (dBm)	Power (Watts)	ERP(dBm)	ERP(W)
Lowest	QPSK	1	8	23.35	0.2163	19.61	0.0914
Middle		1	8	23.47	0.2223	19.73	0.0940
Highest		1	8	23.50	0.2239	19.76	0.0946
Lowest	16QAM	1	8	22.70	0.1862	18.96	0.0787
Middle		1	8	22.81	0.1910	19.07	0.0807
Highest		1	8	22.77	0.1892	19.03	0.0800
Limit	ERP < 7W			Result		PASS	

LTE Band 5 / 5MHz (Average) (GT - LC = -1.59 dB)							
Channel	Mode	RB		Conducted		ERP	
		Size	Offset	Power (dBm)	Power (Watts)	ERP(dBm)	ERP(W)
Lowest	QPSK	1	0	23.54	0.2259	19.80	0.0955
Middle		1	0	23.47	0.2223	19.73	0.0940
Highest		1	0	23.43	0.2203	19.69	0.0931
Lowest	16QAM	1	0	22.94	0.1968	19.20	0.0832
Middle		1	0	22.78	0.1897	19.04	0.0802
Highest		1	0	22.75	0.1884	19.01	0.0796
Limit	ERP < 7W			Result		PASS	

LTE Band 5 / 10MHz (Average) (GT - LC = -1.59 dB)							
Channel	Mode	RB		Conducted		ERP	
		Size	Offset	Power (dBm)	Power (Watts)	ERP(dBm)	ERP(W)
Lowest	QPSK	1	0	23.58	0.2280	19.84	0.0964
Middle		1	0	23.47	0.2223	19.73	0.0940
Highest		1	0	23.61	0.2296	19.87	0.0971
Lowest	16QAM	1	0	23.00	0.1995	19.26	0.0843
Middle		1	0	22.84	0.1923	19.10	0.0813
Highest		1	0	23.00	0.1995	19.26	0.0843
Limit	ERP < 7W			Result		PASS	



LTE Band 7 / 5MHz (Average) (GT - LC = 2.97 dB)							
Channel	Mode	RB		Conducted		EIRP	
		Size	Offset	Power (dBm)	Power (Watts)	EIRP(dBm)	EIRP(W)
Lowest	QPSK	1	12	22.61	0.1824	25.58	0.3614
Middle		1	12	22.58	0.1811	25.55	0.3589
Highest		1	12	22.64	0.1837	25.61	0.3639
Lowest	16QAM	1	24	22.05	0.1603	25.02	0.3177
Middle		1	24	21.87	0.1538	24.84	0.3048
Highest		1	24	21.85	0.1531	24.82	0.3034
Limit	EIRP < 2W			Result		PASS	

LTE Band 7 / 10MHz (Average) (GT - LC = 2.97 dB)							
Channel	Mode	RB		Conducted		EIRP	
		Size	Offset	Power (dBm)	Power (Watts)	EIRP(dBm)	EIRP(W)
Lowest	QPSK	1	25	22.65	0.1841	25.62	0.3648
Middle		1	25	22.62	0.1828	25.59	0.3622
Highest		1	25	22.59	0.1816	25.56	0.3597
Lowest	16QAM	1	0	22.04	0.1600	25.01	0.3170
Middle		1	0	21.82	0.1521	24.79	0.3013
Highest		1	0	21.95	0.1567	24.92	0.3105
Limit	EIRP < 2W			Result		PASS	

LTE Band 7 / 15MHz (Average) (GT - LC = 2.97 dB)							
Channel	Mode	RB		Conducted		EIRP	
		Size	Offset	Power (dBm)	Power (Watts)	EIRP(dBm)	EIRP(W)
Lowest	QPSK	1	74	22.66	0.1845	25.63	0.3656
Middle		1	74	22.60	0.1820	25.57	0.3606
Highest		1	74	22.59	0.1816	25.56	0.3597
Lowest	16QAM	1	37	21.99	0.1581	24.96	0.3133
Middle		1	37	21.82	0.1521	24.79	0.3013
Highest		1	37	21.98	0.1578	24.95	0.3126
Limit	EIRP < 2W			Result		PASS	

LTE Band 7 / 20MHz (Average) (GT - LC = 2.97 dB)							
Channel	Mode	RB		Conducted		EIRP	
		Size	Offset	Power (dBm)	Power (Watts)	EIRP(dBm)	EIRP(W)
Lowest	QPSK	1	0	22.66	0.1845	25.63	0.3656
Middle		1	0	22.67	0.1849	25.64	0.3664
Highest		1	0	22.62	0.1828	25.59	0.3622
Lowest	16QAM	1	0	21.92	0.1556	24.89	0.3083
Middle		1	0	21.76	0.1500	24.73	0.2972
Highest		1	0	21.79	0.1510	24.76	0.2992
Limit	EIRP < 2W			Result		PASS	



LTE Band 12 / 1.4MHz (Average) (GT - LC = -1.53 dB)							
Channel	Mode	RB		Conducted		ERP	
		Size	Offset	Power (dBm)	Power (Watts)	ERP(dBm)	ERP(W)
Lowest	QPSK	1	0	23.50	0.2239	19.82	0.0959
Middle		1	0	23.55	0.2265	19.87	0.0971
Highest		1	0	23.58	0.2280	19.90	0.0977
Lowest	16QAM	1	0	22.88	0.1941	19.20	0.0832
Middle		1	0	22.93	0.1963	19.25	0.0841
Highest		1	0	22.98	0.1986	19.30	0.0851
Limit	ERP < 3W			Result		PASS	

LTE Band 12 / 3MHz (Average) (GT - LC = -1.53 dB)							
Channel	Mode	RB		Conducted		ERP	
		Size	Offset	Power (dBm)	Power (Watts)	ERP(dBm)	ERP(W)
Lowest	QPSK	1	14	23.60	0.2291	19.92	0.0982
Middle		1	14	23.48	0.2228	19.80	0.0955
Highest		1	14	23.53	0.2254	19.85	0.0966
Lowest	16QAM	1	14	22.99	0.1991	19.31	0.0853
Middle		1	14	22.85	0.1928	19.17	0.0826
Highest		1	14	22.91	0.1954	19.23	0.0838
Limit	ERP < 3W			Result		PASS	

LTE Band 12 / 5MHz (Average) (GT - LC = -1.53 dB)							
Channel	Mode	RB		Conducted		ERP	
		Size	Offset	Power (dBm)	Power (Watts)	ERP(dBm)	ERP(W)
Lowest	QPSK	1	0	23.48	0.2228	19.80	0.0955
Middle		1	0	23.61	0.2296	19.93	0.0984
Highest		1	0	23.58	0.2280	19.90	0.0977
Lowest	16QAM	1	12	22.97	0.1982	19.29	0.0849
Middle		1	12	22.90	0.1950	19.22	0.0836
Highest		1	12	22.87	0.1936	19.19	0.0830
Limit	ERP < 3W			Result		PASS	

LTE Band 12 / 10MHz (Average) (GT - LC = -1.53 dB)							
Channel	Mode	RB		Conducted		ERP	
		Size	Offset	Power (dBm)	Power (Watts)	ERP(dBm)	ERP(W)
Lowest	QPSK	1	0	23.53	0.2254	19.85	0.0966
Middle		1	0	23.62	0.2301	19.94	0.0986
Highest		1	0	23.50	0.2239	19.82	0.0959
Lowest	16QAM	1	25	23.00	0.1995	19.32	0.0855
Middle		1	25	22.97	0.1982	19.29	0.0849
Highest		1	25	22.94	0.1968	19.26	0.0843
Limit	ERP < 3W			Result		PASS	



LTE Band 13 / 5MHz (Average) (GT - LC = -2.41 dB)							
Channel	Mode	RB		Conducted		ERP	
		Size	Offset	Power (dBm)	Power (Watts)	ERP(dBm)	ERP(W)
Lowest	QPSK	1	24	23.39	0.2183	18.83	0.0764
Middle		1	24	23.43	0.2203	18.87	0.0771
Highest		1	24	23.48	0.2228	18.92	0.0780
Lowest	16QAM	1	0	22.67	0.1849	18.11	0.0647
Middle		1	0	22.92	0.1959	18.36	0.0685
Highest		1	0	22.78	0.1897	18.22	0.0664
Limit	ERP < 3W			Result		PASS	

LTE Band 13 / 10MHz (Average) (GT - LC = -2.41 dB)							
Channel	Mode	RB		Conducted		ERP	
		Size	Offset	Power (dBm)	Power (Watts)	ERP(dBm)	ERP(W)
Lowest	QPSK	-	-	-	-	-	-
Middle		1	0	23.49	0.2234	18.93	0.0782
Highest		-	-	-	-	-	-
Lowest	16QAM	-	-	-	-	-	-
Middle		1	0	22.47	0.1766	17.91	0.0618
Highest		-	-	-	-	-	-
Limit	ERP < 3W			Result		PASS	



LTE Band 17 / 5MHz (Average) (GT - LC = -1.45 dB)							
Channel	Mode	RB		Conducted		ERP	
		Size	Offset	Power (dBm)	Power (Watts)	ERP(dBm)	ERP(W)
Lowest	QPSK	1	24	23.57	0.2275	19.97	0.0993
Middle		1	24	23.61	0.2296	20.01	0.1002
Highest		1	24	23.63	0.2307	20.03	0.1007
Lowest	16QAM	1	0	23.00	0.1995	19.40	0.0871
Middle		1	0	22.88	0.1941	19.28	0.0847
Highest		1	0	22.97	0.1982	19.37	0.0865
Limit	ERP < 3W			Result		PASS	

LTE Band 17 / 10MHz (Average) (GT - LC = -1.45 dB)							
Channel	Mode	RB		Conducted		ERP	
		Size	Offset	Power (dBm)	Power (Watts)	ERP(dBm)	ERP(W)
Lowest	QPSK	1	0	23.62	0.2301	20.02	0.1005
Middle		1	0	23.65	0.2317	20.05	0.1012
Highest		1	0	23.51	0.2244	19.91	0.0979
Lowest	16QAM	1	25	22.91	0.1954	19.31	0.0853
Middle		1	25	23.00	0.1995	19.40	0.0871
Highest		1	25	22.96	0.1977	19.36	0.0863
Limit	ERP < 3W			Result		PASS	



LTE Band 41 / 5MHz (Average) (GT - LC = 2.91 dB)							
Channel	Mode	RB		Conducted		EIRP	
		Size	Offset	Power (dBm)	Power (Watts)	EIRP(dBm)	EIRP(W)
Lowest	QPSK	1	24	22.79	0.1901	25.70	0.3715
Middle		1	24	22.81	0.1910	25.72	0.3733
Highest		1	24	22.73	0.1875	25.64	0.3664
Lowest	16QAM	1	24	21.90	0.1549	24.81	0.3027
Middle		1	24	21.89	0.1545	24.80	0.3020
Highest		1	24	21.86	0.1535	24.77	0.2999
Limit	EIRP < 2W			Result		PASS	

LTE Band 41 / 10MHz (Average) (GT - LC = 2.91 dB)							
Channel	Mode	RB		Conducted		EIRP	
		Size	Offset	Power (dBm)	Power (Watts)	EIRP(dBm)	EIRP(W)
Lowest	QPSK	1	0	22.85	0.1928	25.76	0.3767
Middle		1	0	22.88	0.1941	25.79	0.3793
Highest		1	0	22.90	0.1950	25.81	0.3811
Lowest	16QAM	1	0	21.86	0.1535	24.77	0.2999
Middle		1	0	21.95	0.1567	24.86	0.3062
Highest		1	0	22.00	0.1585	24.91	0.3097
Limit	EIRP < 2W			Result		PASS	

LTE Band 41 / 15MHz (Average) (GT - LC = 2.91 dB)							
Channel	Mode	RB		Conducted		EIRP	
		Size	Offset	Power (dBm)	Power (Watts)	EIRP(dBm)	EIRP(W)
Lowest	QPSK	1	0	22.81	0.1910	25.72	0.3733
Middle		1	0	22.84	0.1923	25.75	0.3758
Highest		1	0	22.85	0.1928	25.76	0.3767
Lowest	16QAM	1	0	21.82	0.1521	24.73	0.2972
Middle		1	0	21.91	0.1552	24.82	0.3034
Highest		1	0	21.96	0.1570	24.87	0.3069
Limit	EIRP < 2W			Result		PASS	

LTE Band 41 / 20MHz (Average) (GT - LC = 2.91 dB)							
Channel	Mode	RB		Conducted		EIRP	
		Size	Offset	Power (dBm)	Power (Watts)	EIRP(dBm)	EIRP(W)
Lowest	QPSK	1	0	22.84	0.1923	25.75	0.3758
Middle		1	0	22.90	0.1950	25.81	0.3811
Highest		1	0	22.92	0.1959	25.83	0.3828
Lowest	16QAM	1	0	21.85	0.1531	24.76	0.2992
Middle		1	0	21.93	0.1560	24.84	0.3048
Highest		1	0	22.04	0.1600	24.95	0.3126
Limit	EIRP < 2W			Result		PASS	



LTE Band 26 / 1.4MHz (Average) (GT - LC = -1.56 dB)							
Channel	Mode	RB		Conducted		ERP	
		Size	Offset	Power (dBm)	Power (Watts)	ERP(dBm)	ERP(W)
Lowest	QPSK	1	0	23.28	0.2128	19.57	0.0906
Middle		1	0	23.39	0.2183	19.68	0.0929
Highest		1	0	23.49	0.2234	19.78	0.0951
Lowest	16QAM	1	5	22.64	0.1837	18.93	0.0782
Middle		1	5	22.71	0.1866	19.00	0.0794
Highest		1	5	22.82	0.1914	19.11	0.0815
Limit	ERP < 7W			Result		PASS	

LTE Band 26 / 3MHz (Average) (GT - LC = -1.56 dB)							
Channel	Mode	RB		Conducted		ERP	
		Size	Offset	Power (dBm)	Power (Watts)	ERP(dBm)	ERP(W)
Lowest	QPSK	1	8	23.32	0.2148	19.61	0.0914
Middle		1	8	23.40	0.2188	19.69	0.0931
Highest		1	8	23.47	0.2223	19.76	0.0946
Lowest	16QAM	1	14	22.72	0.1871	19.01	0.0796
Middle		1	14	22.66	0.1845	18.95	0.0785
Highest		1	14	22.82	0.1914	19.11	0.0815
Limit	ERP < 7W			Result		PASS	

LTE Band 26 / 5MHz (Average) (GT - LC = -1.56 dB)							
Channel	Mode	RB		Conducted		ERP	
		Size	Offset	Power (dBm)	Power (Watts)	ERP(dBm)	ERP(W)
Lowest	QPSK	1	24	23.50	0.2239	19.79	0.0953
Middle		1	24	23.43	0.2203	19.72	0.0938
Highest		1	24	23.41	0.2193	19.70	0.0933
Lowest	16QAM	1	24	22.86	0.1932	19.15	0.0822
Middle		1	24	22.72	0.1871	19.01	0.0796
Highest		1	24	22.88	0.1941	19.17	0.0826
Limit	ERP < 7W			Result		PASS	



LTE Band 26 / 10MHz (Average) (GT - LC = -1.56 dB)							
Channel	Mode	RB		Conducted		ERP	
		Size	Offset	Power (dBm)	Power (Watts)	ERP(dBm)	ERP(W)
Lowest	QPSK	1	49	23.46	0.2218	19.75	0.0944
Middle		1	49	23.50	0.2239	19.79	0.0953
Highest		1	49	23.49	0.2234	19.78	0.0951
Lowest	16QAM	1	0	22.72	0.1871	19.01	0.0796
Middle		1	0	22.77	0.1892	19.06	0.0805
Highest		1	0	22.97	0.1982	19.26	0.0843
Limit	ERP < 7W			Result		PASS	

LTE Band 26 / 15MHz (Average) (GT - LC = -1.56 dB)							
Channel	Mode	RB		Conducted		ERP	
		Size	Offset	Power (dBm)	Power (Watts)	ERP(dBm)	ERP(W)
Lowest	QPSK	1	0	23.43	0.2203	19.72	0.0938
Middle		1	0	23.51	0.2244	19.80	0.0955
Highest		1	0	23.46	0.2218	19.75	0.0944
Lowest	16QAM	1	37	22.89	0.1945	19.18	0.0828
Middle		1	37	22.72	0.1871	19.01	0.0796
Highest		1	37	22.81	0.1910	19.10	0.0813
Limit	ERP < 7W			Result		PASS	



LTE Band 66 / 1.4MHz (Average) (GT - LC = 2.97 dB)							
Channel	Mode	RB		Conducted		EIRP	
		Size	Offset	Power (dBm)	Power (Watts)	EIRP(dBm)	EIRP(W)
Lowest	QPSK	1	5	23.08	0.2032	26.05	0.4027
Middle		1	5	23.15	0.2065	26.12	0.4093
Highest		1	5	23.59	0.2286	26.56	0.4529
Lowest	16QAM	1	0	22.32	0.1706	25.29	0.3381
Middle		1	0	22.45	0.1758	25.42	0.3483
Highest		1	0	22.94	0.1968	25.91	0.3899
Limit	EIRP < 1W			Result		PASS	

LTE Band 66 / 3MHz (Average) (GT - LC = 2.97 dB)							
Channel	Mode	RB		Conducted		EIRP	
		Size	Offset	Power (dBm)	Power (Watts)	EIRP(dBm)	EIRP(W)
Lowest	QPSK	1	8	23.11	0.2046	26.08	0.4055
Middle		1	8	23.21	0.2094	26.18	0.4150
Highest		1	8	23.59	0.2286	26.56	0.4529
Lowest	16QAM	1	8	22.40	0.1738	25.37	0.3443
Middle		1	8	22.55	0.1799	25.52	0.3565
Highest		1	8	22.94	0.1968	25.91	0.3899
Limit	EIRP < 1W			Result		PASS	

LTE Band 66 / 5MHz (Average) (GT - LC = 2.97 dB)							
Channel	Mode	RB		Conducted		EIRP	
		Size	Offset	Power (dBm)	Power (Watts)	EIRP(dBm)	EIRP(W)
Lowest	QPSK	1	24	23.22	0.2099	26.19	0.4159
Middle		1	24	23.23	0.2104	26.20	0.4169
Highest		1	24	23.53	0.2254	26.50	0.4467
Lowest	16QAM	1	24	22.50	0.1778	25.47	0.3524
Middle		1	24	22.51	0.1782	25.48	0.3532
Highest		1	24	22.97	0.1982	25.94	0.3926
Limit	EIRP < 1W			Result		PASS	



LTE Band 66 / 10MHz (Average) (GT - LC = 2.97 dB)							
Channel	Mode	RB		Conducted		EIRP	
		Size	Offset	Power (dBm)	Power (Watts)	EIRP(dBm)	EIRP(W)
Lowest	QPSK	1	49	23.38	0.2178	26.35	0.4315
Middle		1	49	23.41	0.2193	26.38	0.4345
Highest		1	49	23.58	0.2280	26.55	0.4519
Lowest	16QAM	1	49	22.68	0.1854	25.65	0.3673
Middle		1	49	22.74	0.1879	25.71	0.3724
Highest		1	49	23.00	0.1995	25.97	0.3954
Limit	EIRP < 1W			Result		PASS	

LTE Band 66 / 15MHz (Average) (GT - LC = 2.97 dB)							
Channel	Mode	RB		Conducted		EIRP	
		Size	Offset	Power (dBm)	Power (Watts)	EIRP(dBm)	EIRP(W)
Lowest	QPSK	1	74	23.36	0.2168	26.33	0.4295
Middle		1	74	23.49	0.2234	26.46	0.4426
Highest		1	74	23.59	0.2286	26.56	0.4529
Lowest	16QAM	1	74	22.57	0.1807	25.54	0.3581
Middle		1	74	22.74	0.1879	25.71	0.3724
Highest		1	74	22.96	0.1977	25.93	0.3917
Limit	EIRP < 1W			Result		PASS	

LTE Band 66 / 20MHz (Average) (GT - LC = 2.97 dB)							
Channel	Mode	RB		Conducted		EIRP	
		Size	Offset	Power (dBm)	Power (Watts)	EIRP(dBm)	EIRP(W)
Lowest	QPSK	1	0	23.35	0.2163	26.32	0.4285
Middle		1	0	23.63	0.2307	26.60	0.4571
Highest		1	0	23.62	0.2301	26.59	0.4560
Lowest	16QAM	1	0	22.43	0.1750	25.40	0.3467
Middle		1	0	22.53	0.1791	25.50	0.3548
Highest		1	0	22.98	0.1986	25.95	0.3936
Limit	EIRP < 1W			Result		PASS	



Radiated Spurious Emission

LTE Band 2

LTE Band 2 / 20MHz / QPSK									
Channel	Frequency (MHz)	EIRP (dBm)	Limit (dBm)	Over Limit (dB)	SPA Reading (dBm)	S.G. Power (dBm)	TX Cable loss (dB)	TX Antenna Gain (dBi)	Polarization (H/V)
Lowest	3700	-58.11	-13	-45.11	-74.42	-69.9	0.73	12.52	H
	5550	-55.03	-13	-42.03	-76.4	-67.2	1.00	13.17	H
	7400	-53.00	-13	-40.00	-77.54	-62.4	1.18	10.58	H
									H
									H
									H
									H
	3700	-56.71	-13	-43.71	-74.66	-68.5	0.73	12.52	V
	5550	-54.13	-13	-41.13	-75.67	-66.3	1.00	13.17	V
	7400	-52.30	-13	-39.30	-76.94	-61.7	1.18	10.58	V
									V
									V
									V
									V



Middle	3740	-57.30	-13	-44.30	-74.17	-69.1	0.70	12.50	H
	5610	-55.15	-13	-42.15	-76.26	-67.3	0.98	13.13	H
	7480	-51.94	-13	-38.94	-76.45	-61.2	1.18	10.44	H
									H
									H
									H
									H
	3740	-56.00	-13	-43.00	-74.11	-67.8	0.70	12.50	V
	5610	-54.95	-13	-41.95	-76.18	-67.1	0.98	13.13	V
	7480	-51.24	-13	-38.24	-76.12	-60.5	1.18	10.44	V
									V
									V
									V
									V
Highest	3780	-57.69	-13	-44.69	-74.42	-69.5	0.68	12.49	H
	5670	-54.39	-13	-41.39	-75.85	-66.5	0.99	13.10	H
	7560	-52.11	-13	-39.11	-76.67	-61.5	1.18	10.57	H
									H
									H
									H
									H
	3780	-56.39	-13	-43.39	-74.47	-68.2	0.68	12.49	V
	5670	-53.79	-13	-40.79	-75.85	-65.9	0.99	13.10	V
	7560	-52.71	-13	-39.71	-76.89	-62.1	1.18	10.57	V
									V
									V
									V
									V

Remark: Spurious emissions within 30-1000MHz were found more than 20dB below limit line.



LTE Band 4

LTE Band 4 / 20MHz / QPSK									
Channel	Frequency (MHz)	EIRP (dBm)	Limit (dBm)	Over Limit (dB)	SPA Reading (dBm)	S.G. Power (dBm)	TX Cable loss (dB)	TX Antenna Gain (dBi)	Polarization (H/V)
Lowest	3420	-56.51	-13	-43.51	-73.57	-68.1	0.77	12.36	H
	5136	-50.70	-13	-37.70	-71.21	-62.2	0.97	12.47	H
	6846	-51.38	-13	-38.38	-74.9	-62.2	0.82	11.64	H
	10270	-41.01	-13	-28.01	-71.92	-51.2	1.39	11.59	H
									H
									H
									H
	3420	-57.51	-13	-44.51	-74.17	-69.1	0.77	12.36	V
	5136	-53.20	-13	-40.20	-73.79	-64.7	0.97	12.47	V
	6846	-50.28	-13	-37.28	-73.85	-61.1	0.82	11.64	V
	10270	-41.81	-13	-28.81	-72.05	-52	1.39	11.59	V
									V
									V
									V
Middle	3450	-57.13	-13	-44.13	-74.25	-68.8	0.78	12.45	H
	5172	-48.74	-13	-35.74	-69.36	-60.3	0.98	12.54	H
	6894	-50.59	-13	-37.59	-73.99	-61.2	0.93	11.53	H
									H
									H
									H
									H
	3450	-55.93	-13	-42.93	-73.09	-67.6	0.78	12.45	V
	5172	-50.74	-13	-37.74	-71.59	-62.3	0.98	12.54	V
	6894	-49.89	-13	-36.89	-73.31	-60.5	0.93	11.53	V
									V
									V
									V
									V



Highest	3474	-55.96	-13	-42.96	-72.75	-67.7	0.78	12.52	H
	5208	-50.58	-13	-37.58	-71.31	-62.2	0.99	12.62	H
	6942	-46.91	-13	-33.91	-70.66	-57.3	1.03	11.43	H
	10417	-41.70	-13	-28.70	-72.43	-51.6	1.41	11.31	H
									H
									H
									H
	3474	-56.56	-13	-43.56	-74.4	-68.3	0.78	12.52	V
	5208	-51.58	-13	-38.58	-72.06	-63.2	0.99	12.62	V
	6942	-47.61	-13	-34.61	-71.31	-58	1.03	11.43	V
	10417	-42.50	-13	-29.50	-73.12	-52.4	1.41	11.31	V
									V
									V
									V

Remark: Spurious emissions within 30-1000MHz were found more than 20dB below limit line.



LTE Band 5

LTE Band 5 / 10MHz / QPSK									
Channel	Frequency (MHz)	ERP (dBm)	Limit (dBm)	Over Limit (dB)	SPA Reading (dBm)	S.G. Power (dBm)	TX Cable loss (dB)	TX Antenna Gain (dBi)	Polarization (H/V)
Lowest	1648	-52.32	-13	-39.32	-62.23	-59.27	0.53	9.63	H
	2472	-59.86	-13	-46.86	-73.3	-67.84	0.65	10.78	H
	3296	-58.36	-13	-45.36	-74.5	-67.44	0.76	11.99	H
									H
									H
									H
									H
	1648	-52.54	-13	-39.54	-62.16	-59.49	0.53	9.63	V
	2472	-58.89	-13	-45.89	-72.82	-66.87	0.65	10.78	V
	3296	-58.33	-13	-45.33	-74.44	-67.41	0.76	11.99	V
									V
									V
									V
									V
Middle	1664	-53.77	-13	-40.77	-63.86	-60.75	0.53	9.66	H
	2496	-60.02	-13	-47.02	-73.43	-68.01	0.65	10.80	H
	3328	-58.47	-13	-45.47	-74.68	-67.64	0.76	12.08	H
									H
									H
									H
									H
	1664	-56.06	-13	-43.06	-65.75	-63.04	0.53	9.66	V
	2496	-59.59	-13	-46.59	-73.42	-67.58	0.65	10.80	V
	3328	-58.53	-13	-45.53	-74.55	-67.7	0.76	12.08	V
									V
									V
									V
									V



Highest	1680	-52.85	-13	-39.85	-63.1	-59.87	0.53	9.70	H
	2520	-59.91	-13	-46.91	-73.36	-67.91	0.66	10.81	H
	3360	-58.53	-13	-45.53	-74.77	-67.79	0.77	12.18	H
									H
									H
									H
									H
	1680	-52.68	-13	-39.68	-62.43	-59.7	0.53	9.70	V
	2520	-59.81	-13	-46.81	-73.64	-67.81	0.66	10.81	V
	3360	-58.82	-13	-45.82	-74.8	-68.08	0.77	12.18	V
									V
									V
									V
									V

Remark: Spurious emissions within 30-1000MHz were found more than 20dB below limit line.



LTE Band 7

LTE Band 7 / 20MHz / QPSK									
Channel	Frequency (MHz)	EIRP (dBm)	Limit (dBm)	Over Limit (dB)	SPA Reading (dBm)	S.G. Power (dBm)	TX Cable loss (dB)	TX Antenna Gain (dBi)	Polarization (H/V)
Lowest	5000	-55.84	-25	-30.84	-75.72	-67.1	0.94	12.20	H
	7500	-53.08	-25	-28.08	-77	-62.3	1.18	10.40	H
	10008	-46.58	-25	-21.58	-76.97	-57.3	1.37	12.08	H
	15012	-41.14	-25	-16.14	-74.75	-52.8	1.72	13.38	H
									H
									H
									H
	5000	-55.54	-25	-30.54	-75.81	-66.8	0.94	12.20	V
	7500	-51.98	-25	-26.98	-76.75	-61.2	1.18	10.40	V
	10008	-45.58	-25	-20.58	-75.99	-56.3	1.37	12.08	V
	15012	-38.54	-25	-13.54	-72.48	-50.2	1.72	13.38	V
									V
									V
									V
Middle	5052	-55.75	-25	-30.75	-75.81	-67.1	0.95	12.30	H
	7575	-51.47	-25	-26.47	-76.29	-60.9	1.18	10.61	H
	10100	-45.87	-25	-20.87	-76.81	-56.4	1.38	11.91	H
	15156	-38.70	-25	-13.70	-72.81	-51.3	1.73	14.33	H
									H
									H
									H
	5052	-55.75	-25	-30.75	-75.98	-67.1	0.95	12.30	V
	7575	-52.07	-25	-27.07	-76.74	-61.5	1.18	10.61	V
	10100	-46.37	-25	-21.37	-76.8	-56.9	1.38	11.91	V
	15156	-34.50	-25	-9.50	-68.13	-47.1	1.73	14.33	V
									V
									V
									V



Highest	5100	-55.76	-25	-30.76	-76.09	-67.2	0.96	12.40	H
	7650	-51.56	-25	-26.56	-76.35	-61.2	1.18	10.82	H
	10200	-45.37	-25	-20.37	-75.87	-55.7	1.39	11.72	H
	15300	-38.66	-25	-13.66	-73.29	-52.2	1.74	15.28	H
									H
									H
									H
	5100	-55.66	-25	-30.66	-76.01	-67.1	0.96	12.40	V
	7656	-51.65	-25	-26.65	-76.19	-61.3	1.18	10.84	V
	10206	-45.28	-25	-20.28	-75.43	-55.6	1.39	11.71	V
	15300	-36.96	-25	-11.96	-70.89	-50.5	1.74	15.28	V
									V
									V
									V

Remark: Spurious emissions within 30-1000MHz were found more than 20dB below limit line.



LTE Band 12

LTE Band 12 / 10MHz / QPSK									
Channel	Frequency (MHz)	ERP (dBm)	Limit (dBm)	Over Limit (dB)	SPA Reading (dBm)	S.G. Power (dBm)	TX Cable loss (dB)	TX Antenna Gain (dBi)	Polarization (H/V)
Lowest	1400	-55.32	-13	-42.32	-66.43	-61.37	0.50	8.70	H
	2100	-52.52	-13	-39.52	-66.01	-60.26	0.59	10.48	H
	2800	-59.62	-13	-46.62	-74.03	-67.75	0.70	10.98	H
									H
									H
									H
									H
	1400	-53.17	-13	-40.17	-64.34	-59.22	0.50	8.70	V
	2100	-53.43	-13	-40.43	-66.68	-61.17	0.59	10.48	V
	2800	-59.08	-13	-46.08	-73.91	-67.21	0.70	10.98	V
									V
									V
									V
									V
Middle	1408	-54.74	-13	-41.74	-65.95	-60.84	0.50	8.75	H
	2112	-56.29	-13	-43.29	-70.08	-64.04	0.59	10.49	H
	2816	-59.70	-13	-46.70	-74.16	-67.83	0.71	10.99	H
									H
									H
									H
									H
	1408	-52.73	-13	-39.73	-63.74	-58.83	0.50	8.75	V
	2112	-54.41	-13	-41.41	-68.02	-62.16	0.59	10.49	V
	2816	-59.17	-13	-46.17	-74.01	-67.30	0.71	10.99	V
									V
									V
									V
									V



Highest	1416	-55.19	-13	-42.19	-66.40	-61.33	0.50	8.80	H
	2120	-54.65	-13	-41.65	-68.43	-62.40	0.59	10.50	H
	2832	-59.35	-13	-46.35	-73.87	-67.49	0.71	11.00	H
									H
									H
									H
									H
	1416	-52.78	-13	-39.78	-63.79	-58.92	0.50	8.80	V
	2120	-54.53	-13	-41.53	-68.13	-62.28	0.59	10.50	V
	2832	-59.36	-13	-46.36	-47.36	-67.50	0.71	11.00	V
									V
									V
									V
									V

Remark: Spurious emissions within 30-1000MHz were found more than 20dB below limit line.



LTE Band 13

LTE Band 13 / 10MHz / QPSK									
Channel	Frequency (MHz)	ERP (dBm)	Limit (dBm)	Over Limit (dB)	SPA Reading (dBm)	S.G. Power (dBm)	TX Cable loss (dB)	TX Antenna Gain (dBi)	Polarization (H/V)
Middle	1560	-60.52	-42.15	-18.37	-61.52	-67.29	0.51	9.43	H
	2340	-57.11	-13	-44.11	-58.11	-65.01	0.62	10.67	H
	3120	-58.09	-13	-45.09	-59.09	-66.66	0.74	11.46	H
									H
									H
									H
									H
	1560	-61.30	-42.15	-19.15	-71.15	-68.07	0.51	9.43	V
	2340	-57.92	-13	-44.92	-72.54	-65.82	0.62	10.67	V
	3120	-58.02	-13	-45.02	-73.84	-66.59	0.74	11.46	V
									V
									V
									V
									V

Remark: Spurious emissions within 30-1000MHz were found more than 20dB below limit line.



LTE Band 17

LTE Band 17 / 10MHz / QPSK										
Channel	Frequency (MHz)	ERP (dBm)	Limit (dBm)	Over Limit (dB)	SPA Reading (dBm)	S.G. Power (dBm)	TX Cable loss (dB)	TX Antenna Gain (dBi)	Polarization (H/V)	
Lowest	1408	-54.02	-13	-41.02	-65.23	-60.12	0.50	8.75	H	
	2112	-54.19	-13	-41.19	-67.98	-61.94	0.59	10.49	H	
	2816	-59.62	-13	-46.62	-74.08	-67.75	0.71	10.99	H	
										H
										H
										H
										H
	1408	-52.39	-13	-39.39	-63.40	-58.49	0.50	8.75	V	
	2112	-55.34	-13	-42.34	-68.95	-63.09	0.59	10.49	V	
	2816	-59.24	-13	-46.24	-74.08	-67.37	0.71	10.99	V	
										V
										V
										V
										V
Middle	1408	-53.85	-13	-40.85	-65.06	-59.95	0.50	8.75	H	
	2120	-54.50	-13	-41.50	-68.28	-62.25	0.59	10.50	H	
	2826	-59.66	-13	-46.66	-74.18	-67.80	0.71	11.00	H	
										H
										H
										H
										H
	1408	-53.05	-13	-40.05	-64.06	-59.15	0.50	8.75	V	
	2120	-54.14	-13	-41.14	-67.74	-61.89	0.59	10.50	V	
	2826	-58.91	-13	-45.91	-73.75	-67.05	0.71	11.00	V	
										V
										V
										V
										V



Highest	1416	-54.70	-13	-41.70	-65.91	-60.84	0.50	8.80	H
	2120	-54.09	-13	-41.09	-67.87	-61.84	0.59	10.50	H
	2832	-59.54	-13	-46.54	-74.06	-67.68	0.71	11.00	H
									H
									H
									H
									H
	1416	-53.14	-13	-40.14	-64.15	-59.28	0.50	8.80	V
	2120	-54.02	-13	-41.02	-67.62	-61.77	0.59	10.50	V
	2832	-59.30	-13	-46.30	-74.14	-67.44	0.71	11.00	V
									V
									V
									V
									V

Remark: Spurious emissions within 30-1000MHz were found more than 20dB below limit line.



LTE Band 41

LTE Band 41 / 20MHz / QPSK									
Channel	Frequency (MHz)	EIRP (dBm)	Limit (dBm)	Over Limit (dB)	SPA Reading (dBm)	S.G. Power (dBm)	TX Cable loss (dB)	TX Antenna Gain (dBi)	Polarization (H/V)
Lowest	4998	-55.16	-25	-30.16	-75.73	-66.43	0.93	12.20	H
	7494	-43.44	-25	-18.44	-68.34	-52.67	1.18	10.41	H
	9990	-45.61	-25	-20.61	-76.66	-55.95	1.40	11.73	H
									H
									H
									H
									H
	4998	-55.03	-25	-30.03	-75.77	-66.3	0.93	12.20	V
	7494	-40.06	-25	-15.06	-65.04	-49.29	1.18	10.41	V
	9990	-46.61	-25	-21.61	-77.32	-56.95	1.40	11.73	V
									V
									V
									V
									V
Middle	5166	-56.05	-25	-31.05	-76.36	-67.6	0.98	12.53	H
	7752	-43.78	-25	-18.78	-69.07	-53.7	1.19	11.11	H
	10332	-46.03	-25	-21.03	-76.6	-56.1	1.40	11.47	H
									H
									H
									H
									H
	5166	-55.35	-25	-30.35	-75.93	-66.9	0.98	12.53	V
	7752	-44.28	-25	-19.28	-69.1	-54.2	1.19	11.11	V
	10372	-45.71	-25	-20.71	-76.44	-55.7	1.40	11.39	V
									V
									V
									V
									V



Highest	5340	-55.11	-25	-30.11	-76.28	-66.94	1.05	12.88	H
	8016	-46.03	-25	-21.03	-73	-56.63	1.20	11.80	H
	10692	-46.57	-25	-21.57	-77.23	-55.92	1.43	10.79	H
									H
									H
									H
									H
	5340	-52.87	-25	-27.87	-74.15	-64.7	1.05	12.88	V
	8016	-40.95	-25	-15.95	-68.05	-51.55	1.20	11.80	V
	10692	-46.79	-25	-21.79	-77.33	-56.14	1.43	10.79	V
									V
									V
									V
									V

Remark: Spurious emissions within 30-1000MHz were found more than 20dB below limit line.



LTE Band 26

LTE Band 26 / 15MHz / QPSK									
Channel	Frequency (MHz)	ERP (dBm)	Limit (dBm)	Over Limit (dB)	SPA Reading (dBm)	S.G. Power (dBm)	TX Cable loss (dB)	TX Antenna Gain (dBi)	Polarization (H/V)
Lowest	1648	-54.39	-13	-41.39	-64.3	-61.34	0.53	9.63	H
	2472	-58.50	-13	-45.50	-71.94	-66.48	0.65	10.78	H
	3296	-58.25	-13	-45.25	-74.39	-67.33	0.76	11.99	H
									H
									H
									H
									H
	1648	-54.33	-13	-41.33	-63.95	-61.28	0.53	9.63	V
	2472	-57.61	-13	-44.61	-71.54	-65.59	0.65	10.78	V
	3296	-58.45	-13	-45.45	-74.56	-67.53	0.76	11.99	V
									V
									V
									V
									V
Middle	1656	-53.21	-13	-40.21	-63.16	-60.18	0.53	9.64	H
	2488	-59.86	-13	-46.86	-73.26	-67.85	0.65	10.79	H
	3312	-58.29	-13	-45.29	-74.46	-67.42	0.76	12.04	H
									H
									H
									H
									H
	1656	-55.37	-13	-42.37	-65.03	-62.34	0.53	9.64	V
	2488	-58.78	-13	-45.78	-72.6	-66.77	0.65	10.79	V
	3312	-58.54	-13	-45.54	-74.6	-67.67	0.76	12.04	V
									V
									V
									V
									V



Highest	1672	-54.64	-13	-41.64	-64.73	-61.64	0.53	9.68	H
	2504	-60.39	-13	-47.39	-73.82	-68.39	0.66	10.80	H
	3344	-58.08	-13	-45.08	74.28	-67.3	0.76	12.13	H
									H
									H
									H
									H
	1672	-55.00	-13	-42.00	-64.69	-62	0.53	9.68	V
	2504	-59.61	-13	-46.61	-73.45	-67.61	0.66	10.80	V
	3344	-58.43	-13	-45.43	-74.44	-67.65	0.76	12.13	V
									V
									V
									V
									V

Remark: Spurious emissions within 30-1000MHz were found more than 20dB below limit line.



LTE Band 66

LTE Band 66 / 20MHz / QPSK									
Channel	Frequency (MHz)	EIRP (dBm)	Limit (dBm)	Over Limit (dB)	SPA Reading (dBm)	S.G. Power (dBm)	TX Cable loss (dB)	TX Antenna Gain (dBi)	Polarization (H/V)
Lowest	3420	-56.62	-13	-43.62	-73.78	-68.21	0.77	12.36	H
	5136	-52.07	-13	-39.07	-72.77	-63.57	0.97	12.47	H
	6846	-49.73	-13	-36.73	-73.42	-60.55	0.82	11.64	H
	10270.5	-41.99	-13	-28.99	-72.93	-52.18	1.39	11.59	H
									H
									H
									H
	3420	-53.93	-13	-40.93	-70.9	-65.52	0.77	12.36	V
	5136	-51.91	-13	-38.91	-72.78	-63.41	0.97	12.47	V
	6846	-48.21	-13	-35.21	-72.37	-59.03	0.82	11.64	V
	10270.5	-42.68	-13	-29.68	-73.4	-52.87	1.39	11.59	V
									V
									V
									V
Middle	3474	-56.70	-13	-43.70	-73.94	-68.44	0.78	12.52	H
	5208	-51.88	-13	-38.88	-72.7	-63.50	0.99	12.62	H
	6942	-46.80	-13	-33.80	-70.71	-57.19	1.03	11.43	H
	10417.5	-42.87	-13	-29.87	-73.76	-52.77	1.41	11.31	H
									H
									H
									H
	3474	-53.94	-13	-40.94	-71.85	-65.68	0.78	12.52	V
	5208	-51.92	-13	-38.92	-72.9	-63.54	0.99	12.62	V
	6942	-43.81	-13	-30.81	-68.08	-54.20	1.03	11.43	V
	10417.5	-42.49	-13	-29.49	-73.23	-52.39	1.41	11.31	V
									V
									V
									V



Highest	3522	-56.03	-13	-43.03	-73.2	-67.84	0.78	12.59	H
	5286	-54.34	-13	-41.34	-75.36	-66.09	1.02	12.77	H
	7044	-47.49	-13	-34.49	-71.68	-57.54	1.17	11.22	H
	10564.5	-42.35	-13	-29.35	-73.16	-51.96	1.42	11.03	H
									H
									H
									H
	3522	-54.88	-13	-41.88	-73.04	-66.69	0.78	12.59	V
	5286	-54.31	-13	-41.31	-75.47	-66.06	1.02	12.77	V
	7044	-45.75	-13	-32.75	-70.24	-55.80	1.17	11.22	V
	10564.5	-44.22	-13	-31.22	-74.91	-53.83	1.42	11.03	V
									V
									V
									V

Remark: Spurious emissions within 30-1000MHz were found more than 20dB below limit line.