



<E-label screen>

To access the E-label screen, do one of the following:

- Restart the computer. When the logo screen is displayed, press F9. The E-label screen is displayed.
- Restart the computer. When the logo screen is displayed, press Enter or tap the prompt to enter the Startup Interrupt menu. Then press F9 or tap the Regulatory Information option. The E-label screen is displayed.



Lenovo Regulatory Information



FC VCCI 10 MCMC CIDF15000051 TCO CERTIFIED R-NZ


CAN ICES-3(B)/NMB-3(B)


ご使用のコンピュータにIEEE802.11a標準の無線機が搭載されている場合は、電波法の規定により5.15-5.35GHz周波数帯での使用は屋内に限られます。


This product contains a lithium-ion battery and a lithium battery; dispose of according to local, state, or federal laws.


Copyrighted code and parts contained herein.
© Copyright Lenovo 2005, 2018.

M/N: TP00086B
FCC ID: 2AJN7-TP00086B, IC: 21863-TP00086B
Contains FCC ID: MCLT77H747, IC: 2878D-T77H747

 MISP-RMI-LVK-TP00086A
MISP-CRM-FOB-L850-GL
MISP-CRM-INT-8265NGW
MISP-CRM-FOX-T77H747

 TA-2016/3502
TA-2016/1468
TA-2016/2877
APPROVED

 R XXX-XXXX
T XXXXXXXXXXX

 R 003-160104
T D160055003

MIC/KS 総務省指定
第AC-1607号

Press **Enter** to exit and restart your computer

v0.01