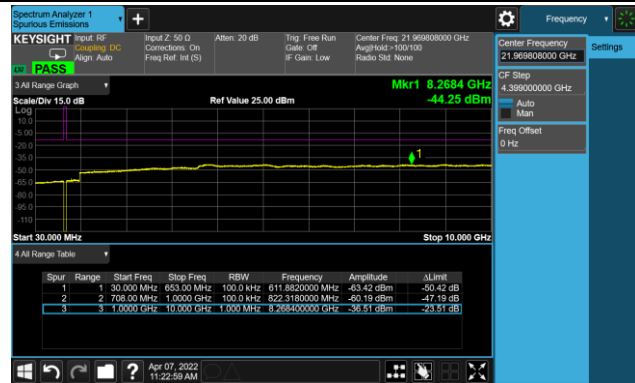
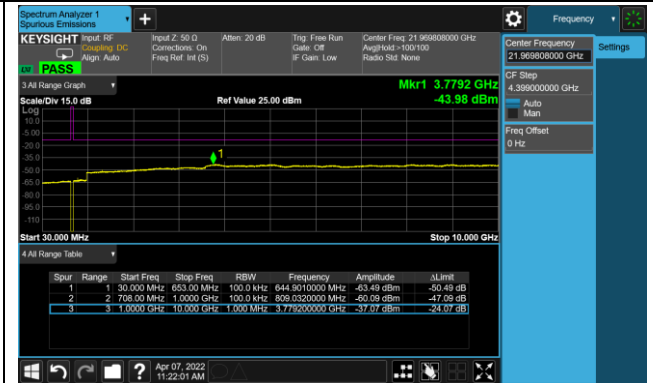


15MHz Channel Bandwidth

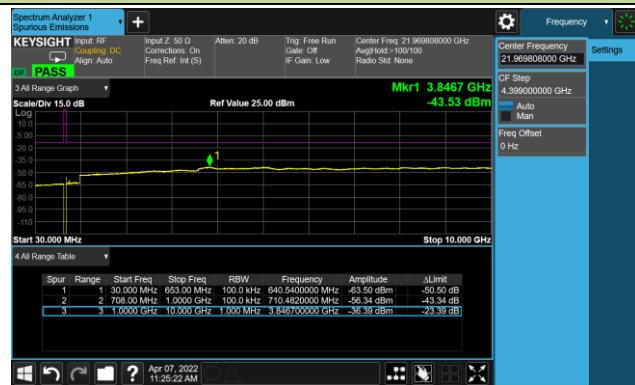
Channel 133197 (670.5MHz)



Channel 133297 (680.5MHz)

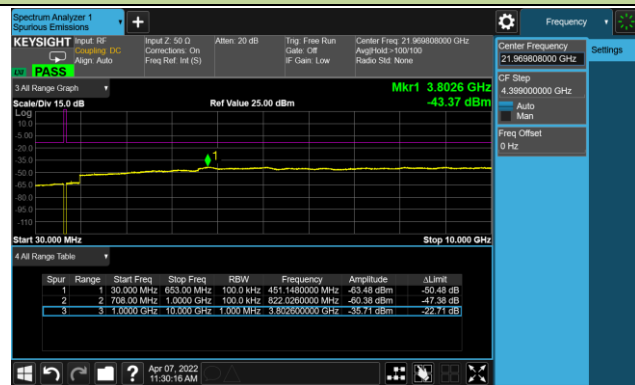


Channel 133397 (690.5MHz)

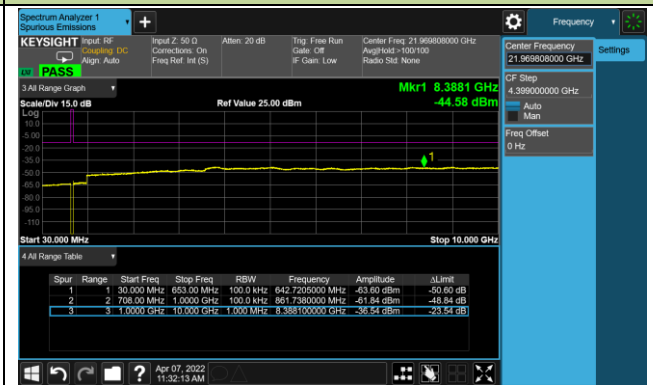


20MHz Channel Bandwidth

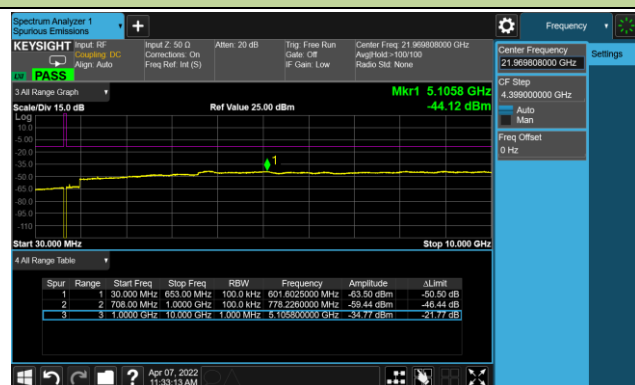
Channel 133222 (673.0MHz)



Channel 133322 (683.0MHz)



Channel 133372 (688.0MHz)

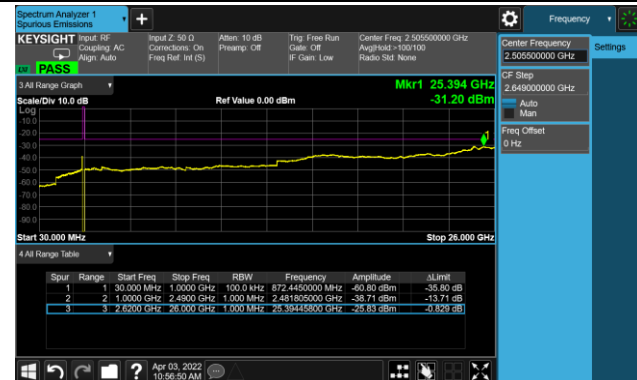


Test Site	WZ-SR6	Test Engineer	Cloud Guo
Test Date	2022/04/06 ~ 2022/04/17	Test Band	Intra-Band CA_7C, 1RB, QPSK

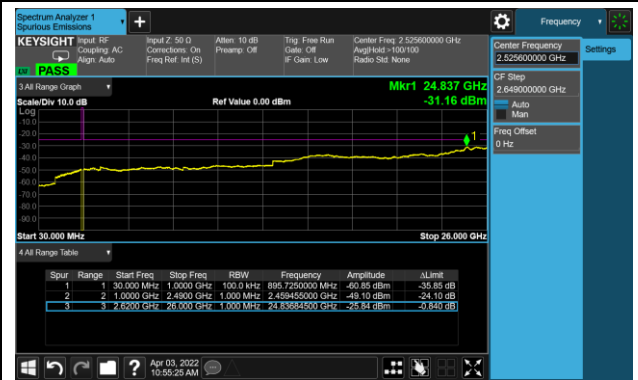
Frequency (MHz)		Channel Bandwidth (MHz)	Frequency Range (MHz)	Max Spurious Emissions (dBm)	Limit (dBm)	Result
PCC	SCC					
2505.5	2519.9	10+20	30 ~ 26000	-31.20	≤ -25.00	Pass
2525.6	2540.0	10+20	30 ~ 26000	-31.16	≤ -25.00	Pass
2545.6	2560.0	10+20	30 ~ 26000	-31.96	≤ -25.00	Pass
2507.5	2519.5	15+10	30 ~ 26000	-31.56	≤ -25.00	Pass
2530.1	2542.1	15+10	30 ~ 26000	-31.21	≤ -25.00	Pass
2552.7	2564.7	15+10	30 ~ 26000	-31.43	≤ -25.00	Pass
2507.5	2522.5	15+15	30 ~ 26000	-30.96	≤ -25.00	Pass
2527.5	2542.5	15+15	30 ~ 26000	-31.46	≤ -25.00	Pass
2547.5	2562.5	15+15	30 ~ 26000	-32.10	≤ -25.00	Pass
2507.8	2524.9	15+20	30 ~ 26000	-31.28	≤ -25.00	Pass
2525.3	2542.4	15+20	30 ~ 26000	-30.91	≤ -25.00	Pass
2542.9	2560.0	15+20	30 ~ 26000	-31.19	≤ -25.00	Pass
2510.0	2524.4	20+10	30 ~ 26000	-30.97	≤ -25.00	Pass
2530.1	2544.5	20+10	30 ~ 26000	-30.98	≤ -25.00	Pass
2550.1	2564.5	20+10	30 ~ 26000	-31.50	≤ -25.00	Pass
2510.0	2527.1	20+15	30 ~ 26000	-31.14	≤ -25.00	Pass
2527.6	2544.7	20+15	30 ~ 26000	-30.80	≤ -25.00	Pass
2545.1	2562.2	20+15	30 ~ 26000	-31.80	≤ -25.00	Pass
2510.0	2529.8	20+20	30 ~ 26000	-31.54	≤ -25.00	Pass
2525.1	2544.9	20+20	30 ~ 26000	-30.82	≤ -25.00	Pass
2540.2	2560.0	20+20	30 ~ 26000	-31.39	≤ -25.00	Pass

10+20MHz Channel Bandwidth

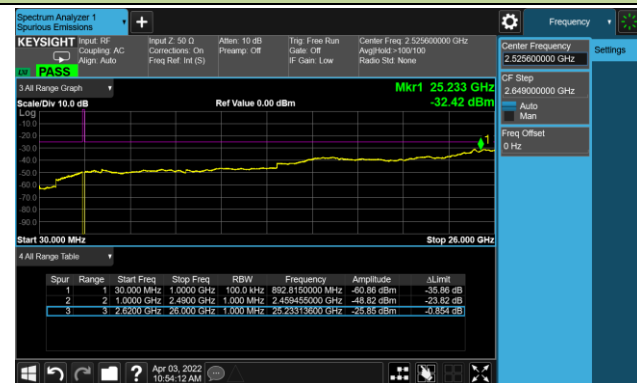
Lowest Channel



Middle Channel/1RB@0 and 1RB@99



Middle Channel/1RB@49 and 1RB@0

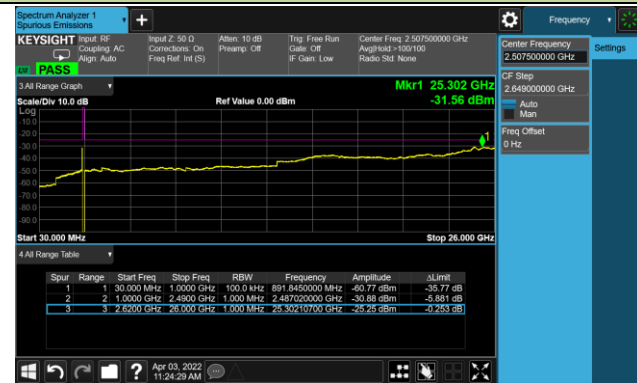


Highest Channel



15+10MHz Channel Bandwidth

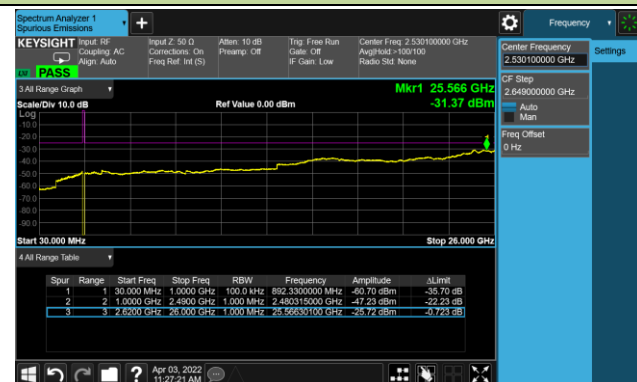
Lowest Channel



Middle Channel/1RB@0 and 1RB@49



Middle Channel/1RB@49 and 1RB@0

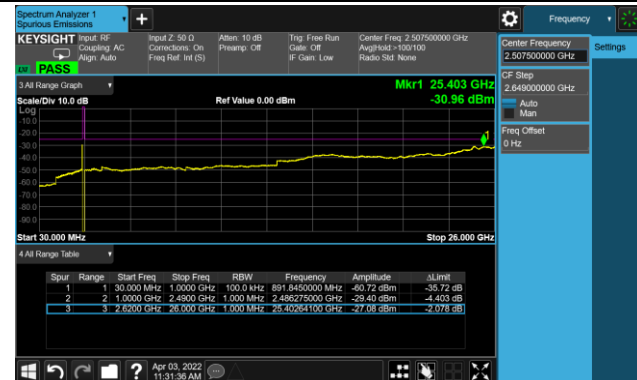


Highest Channel

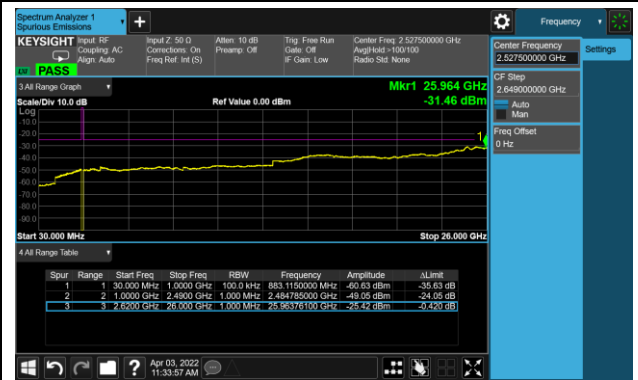


15+15MHz Channel Bandwidth

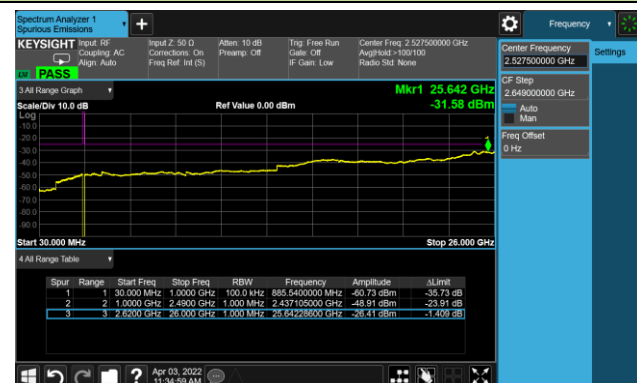
Lowest Channel



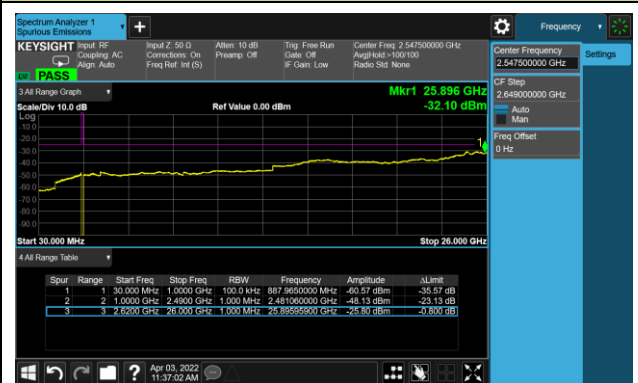
Middle Channel/1RB@0 and 1RB@74



Middle Channel/1RB@74 and 1RB@0

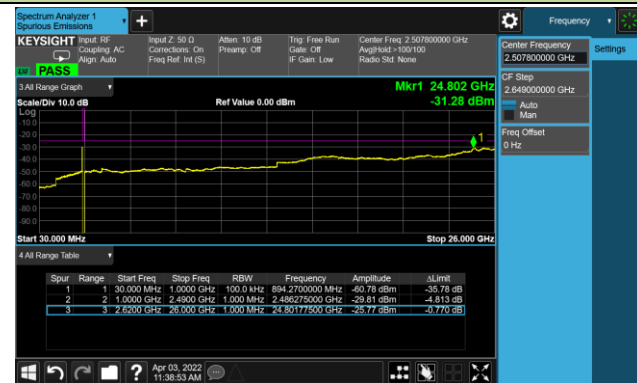


Highest Channel



15+20MHz Channel Bandwidth

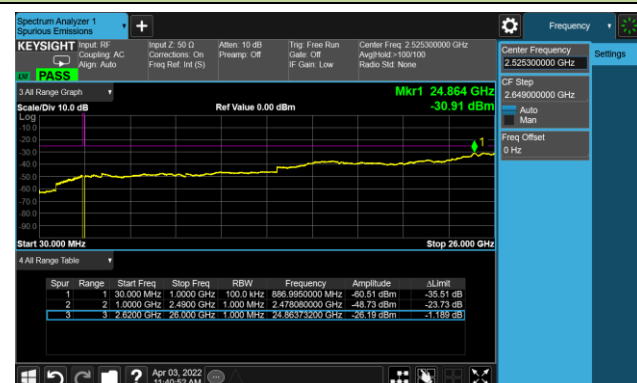
Lowest Channel



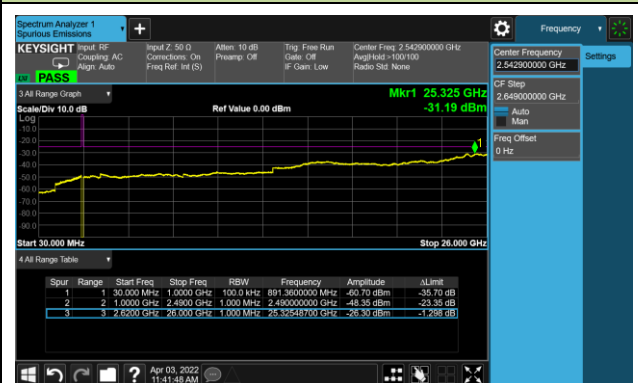
Middle Channel/1RB@0 and 1RB@99



Middle Channel/1RB@74 and 1RB@0

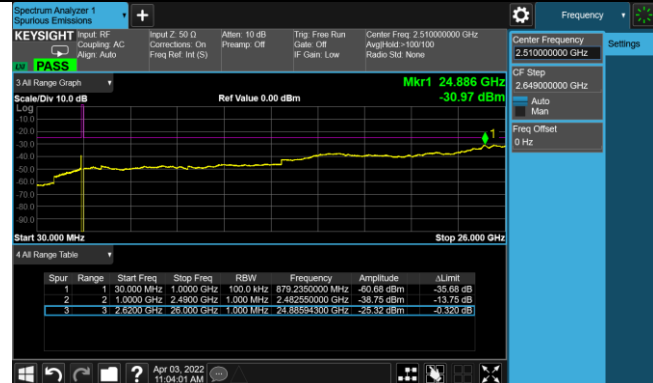


Highest Channel



20+10MHz Channel Bandwidth

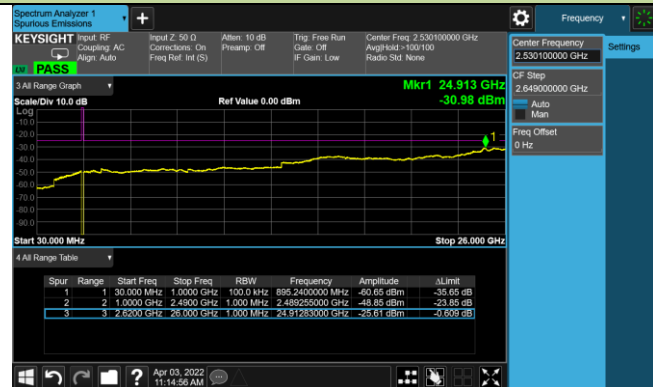
Lowest Channel



Middle Channel/1RB@0 and 1RB@49



Middle Channel/1RB@99 and 1RB@0

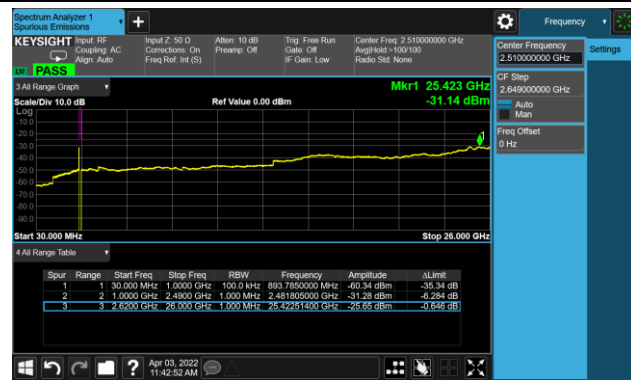


Highest Channel

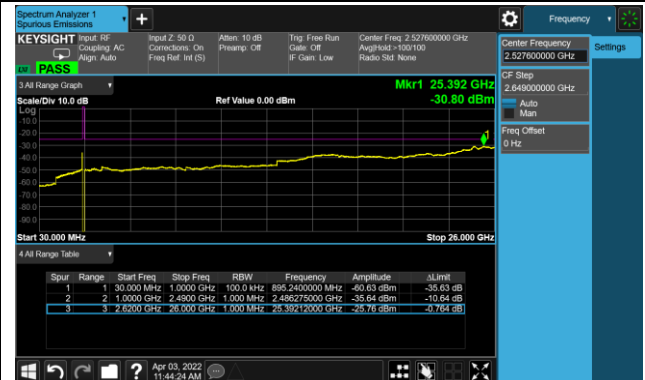


20+15MHz Channel Bandwidth

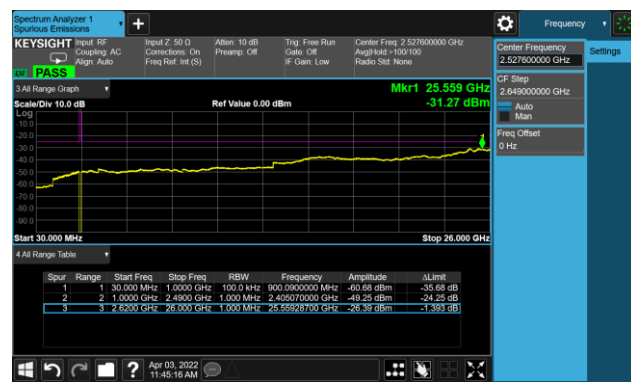
Lowest Channel



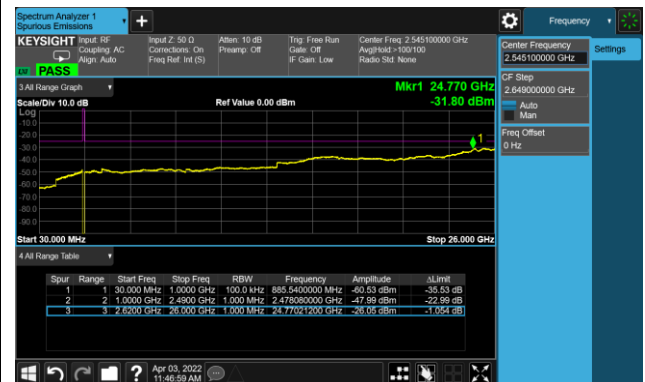
Middle Channel/1RB@0 and 1RB@74



Middle Channel/1RB@99 and 1RB@0

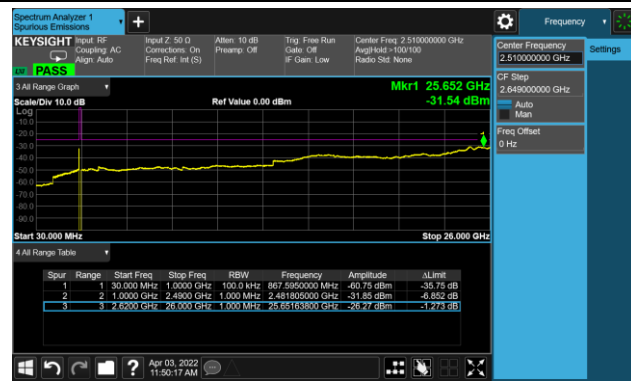


Highest Channel

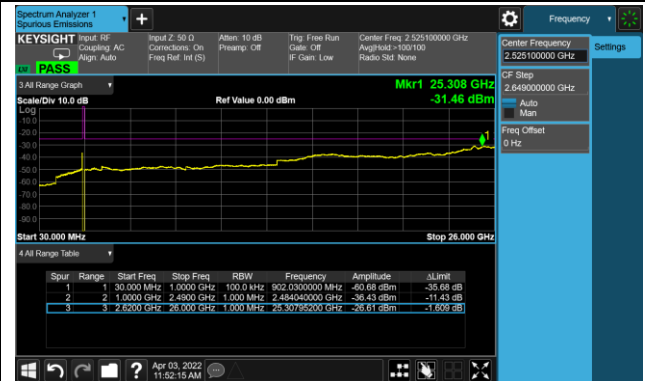


20+20MHz Channel Bandwidth

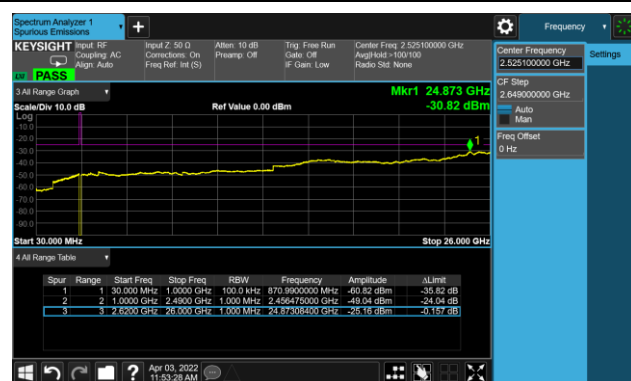
Lowest Channel



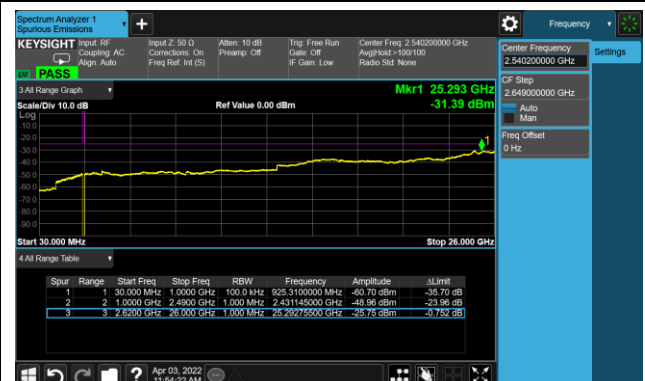
Middle Channel/1RB@0 and 1RB@99



Middle Channel/1RB@99 and 1RB@0



Highest Channel

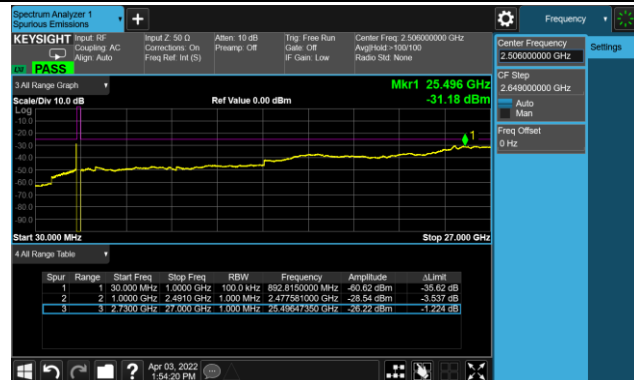


Test Site	WZ-SR6	Test Engineer	Cloud Guo
Test Date	2022/04/06 ~ 2022/04/17	Test Band	Intra-Band CA_41C, 1RB, QPSK

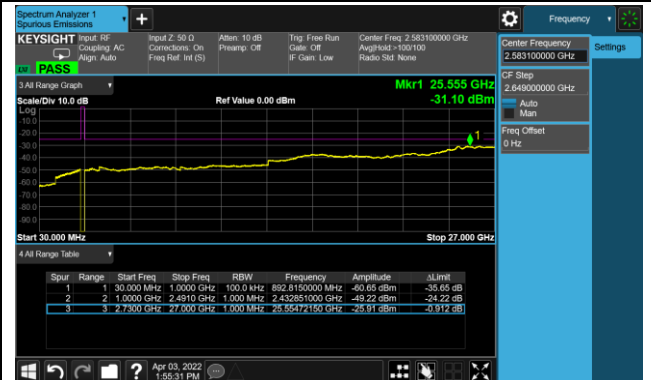
Frequency (MHz)		Channel Bandwidth (MHz)	Frequency Range (MHz)	Max Spurious Emissions (dBm)	Limit (dBm)	Result
PCC	SCC					
2506.00	2525.80	20+20	30 ~ 27000	-31.18	≤ -25.00	Pass
2583.10	2602.90	20+20	30 ~ 27000	-31.10	≤ -25.00	Pass
2660.20	2680.00	20+20	30 ~ 27000	-31.15	≤ -25.00	Pass
2506.00	2523.10	20+15	30 ~ 27000	-31.20	≤ -25.00	Pass
2585.60	2602.70	20+15	30 ~ 27000	-30.92	≤ -25.00	Pass
2665.10	2682.20	20+15	30 ~ 27000	-30.49	≤ -25.00	Pass
2506.00	2520.40	20+10	30 ~ 27000	-31.13	≤ -25.00	Pass
2588.10	2602.50	20+10	30 ~ 27000	-30.17	≤ -25.00	Pass
2670.10	2684.50	20+10	30 ~ 27000	-30.58	≤ -25.00	Pass
2506.00	2517.70	20+5	30 ~ 27000	-30.54	≤ -25.00	Pass
2590.50	2602.20	20+5	30 ~ 27000	-30.90	≤ -25.00	Pass
2675.00	2686.70	20+5	30 ~ 27000	-31.36	≤ -25.00	Pass
2503.80	2520.90	15+20	30 ~ 27000	-30.80	≤ -25.00	Pass
2593.30	2600.40	15+20	30 ~ 27000	-31.26	≤ -25.00	Pass
2662.90	2680.00	15+20	30 ~ 27000	-31.05	≤ -25.00	Pass
2503.50	2518.50	15+15	30 ~ 27000	-30.93	≤ -25.00	Pass
2585.50	2600.50	15+15	30 ~ 27000	-30.67	≤ -25.00	Pass
2667.50	2682.50	15+15	30 ~ 27000	-31.10	≤ -25.00	Pass
2503.50	2515.50	15+10	30 ~ 27000	-31.09	≤ -25.00	Pass
2588.10	2600.10	15+10	30 ~ 27000	-30.62	≤ -25.00	Pass
2672.70	2684.70	15+10	30 ~ 27000	-31.35	≤ -25.00	Pass
2501.50	2515.90	10+20	30 ~ 27000	-31.82	≤ -25.00	Pass
2583.60	2598.00	10+20	30 ~ 27000	-30.50	≤ -25.00	Pass
2665.60	2680.00	10+20	30 ~ 27000	-30.80	≤ -25.00	Pass
2501.30	2513.30	10+15	30 ~ 27000	-31.23	≤ -25.00	Pass
2585.90	2597.90	10+15	30 ~ 27000	-30.59	≤ -25.00	Pass
2670.50	2682.50	10+15	30 ~ 27000	-30.71	≤ -25.00	Pass
2499.30	2511.00	5+20	30 ~ 27000	-30.60	≤ -25.00	Pass
2583.80	2595.50	5+20	30 ~ 27000	-30.98	≤ -25.00	Pass
2668.30	2680.00	5+20	30 ~ 27000	-30.92	≤ -25.00	Pass

20+20MHz Channel Bandwidth

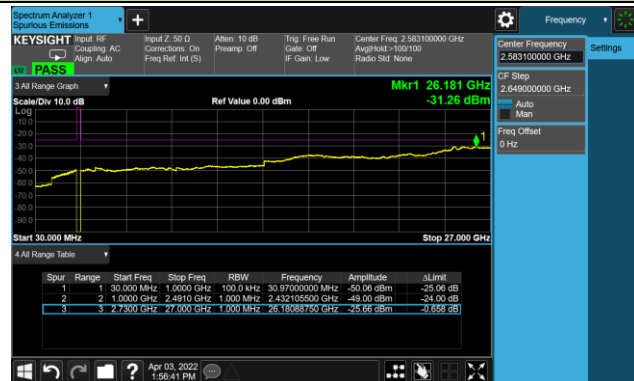
Lowest Channel



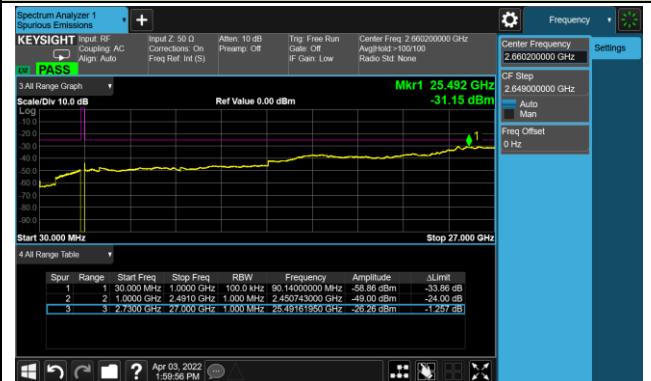
Middle Channel/1RB@0 and 1RB@99



Middle Channel/1RB@99 and 1RB@0

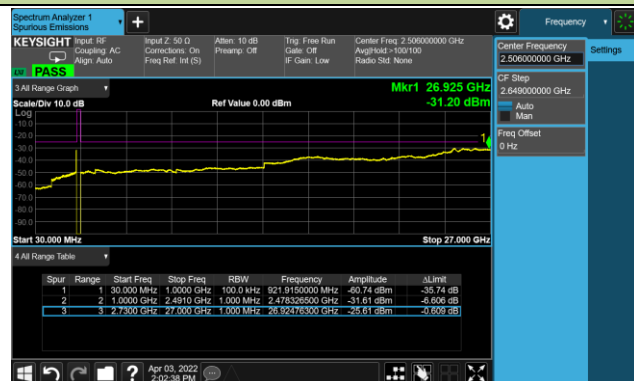


Highest Channel

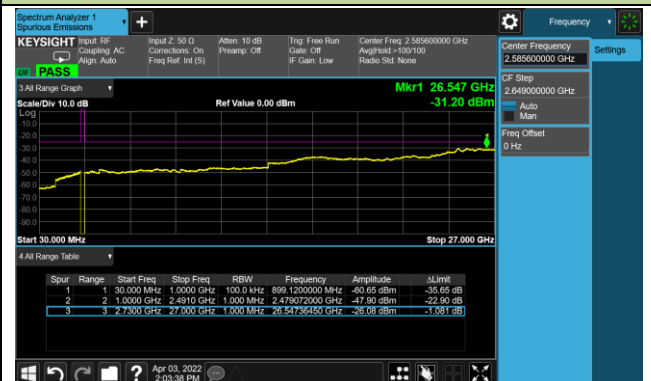


20+15MHz Channel Bandwidth

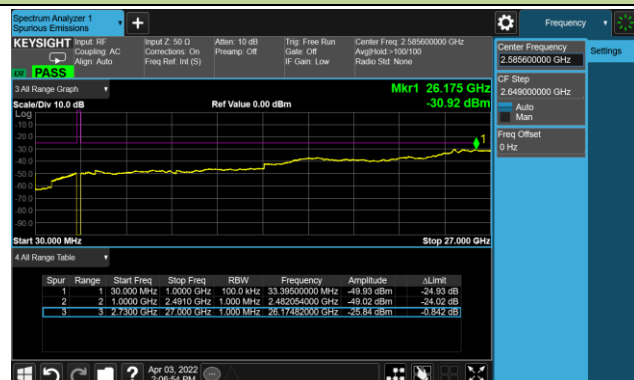
Lowest Channel



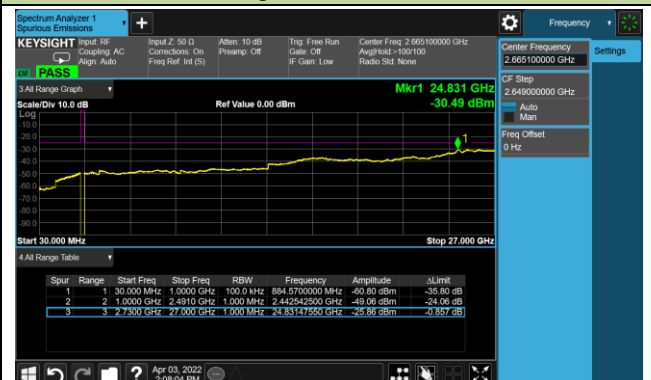
Middle Channel/1RB@0 and 1RB@99



Middle Channel/ 1RB@99 and 1RB@0

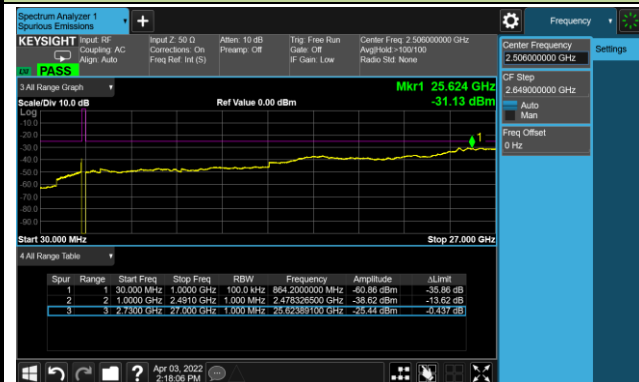


Highest Channel

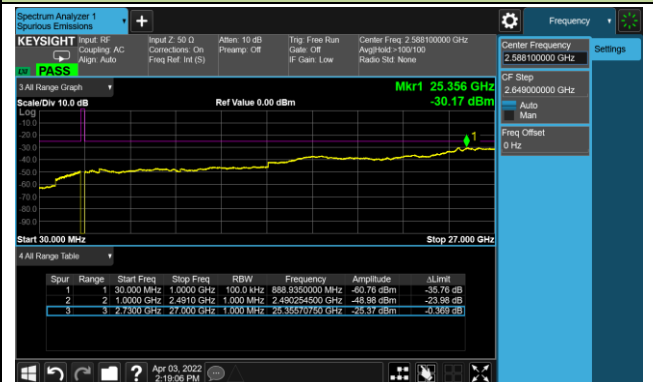


20+10MHz Channel Bandwidth

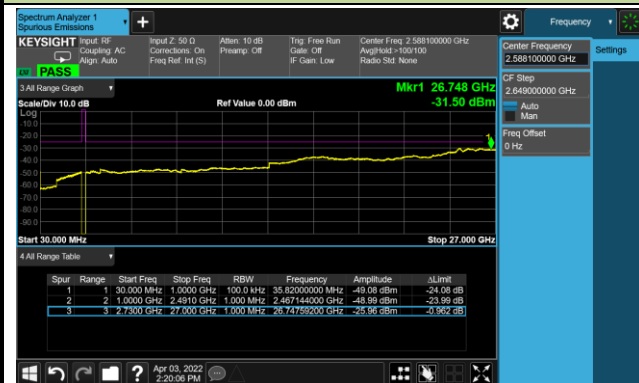
Lowest Channel



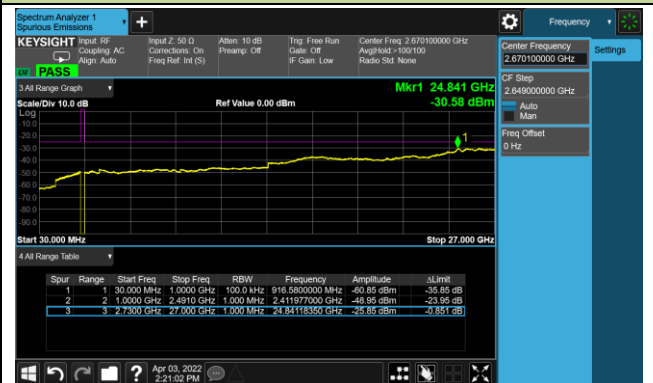
Middle Channel/1RB@0 and 1RB@49



Middle Channel/1RB@99 and 1RB@0

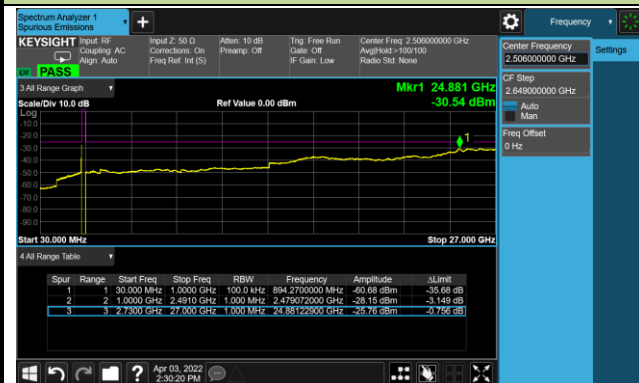


Highest Channel

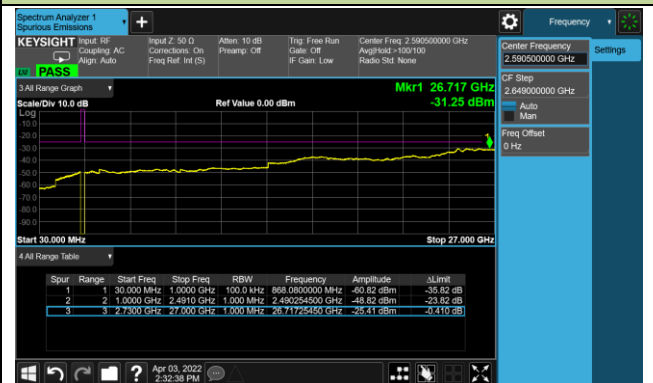


20+5MHz Channel Bandwidth

Lowest Channel



Middle Channel/1RB@0 and 1RB@24



Middle Channel/1RB@99 and 1RB@0

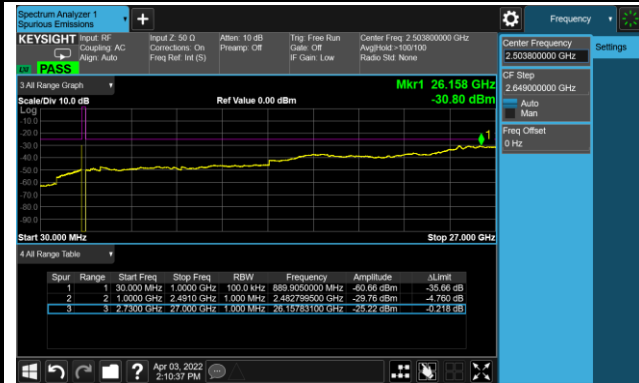


Highest Channel



15+20MHz Channel Bandwidth

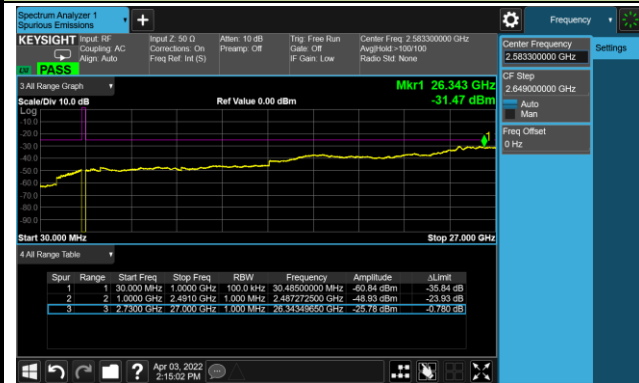
Lowest Channel



Middle Channel/1RB@0 and 1RB@99



Middle Channel/1RB@74 and 1RB@0

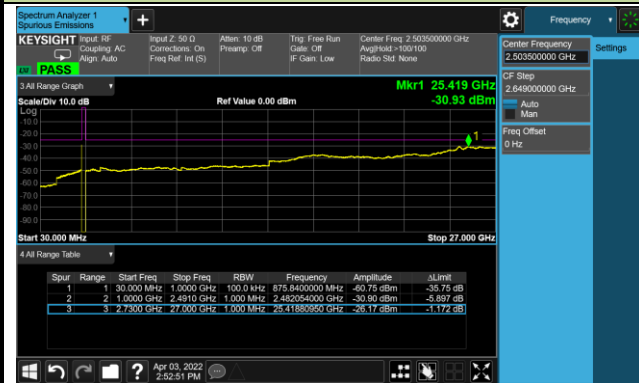


Highest Channel



15+15MHz Channel Bandwidth

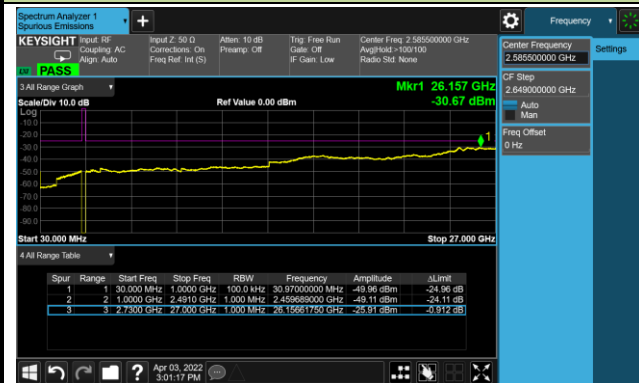
Lowest Channel



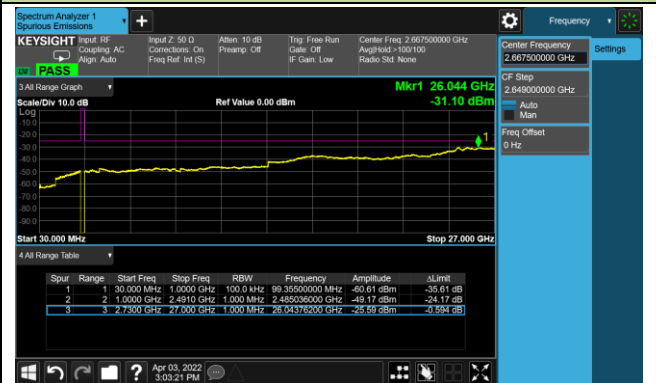
Middle Channel/1RB@0 and 1RB@74



Middle Channel/1RB@74 and 1RB@0

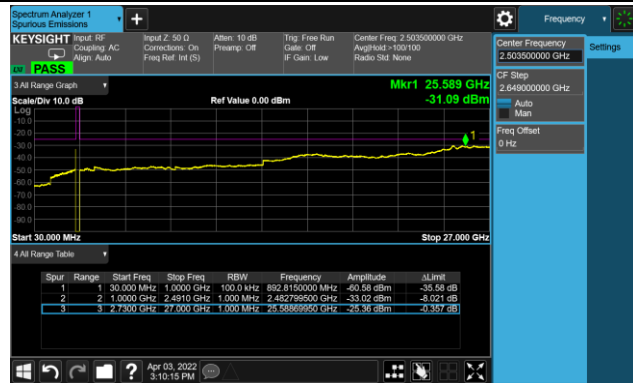


Highest Channel

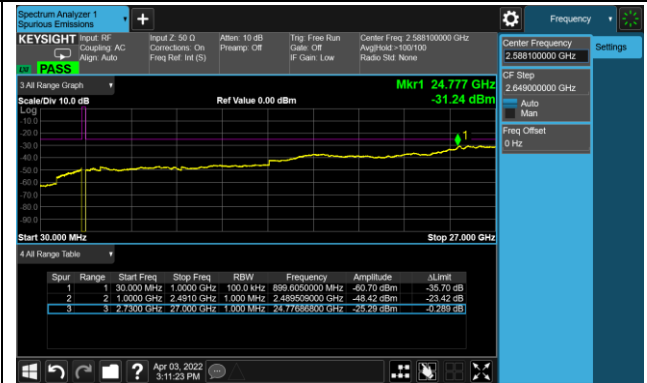


15+10MHz Channel Bandwidth

Lowest Channel



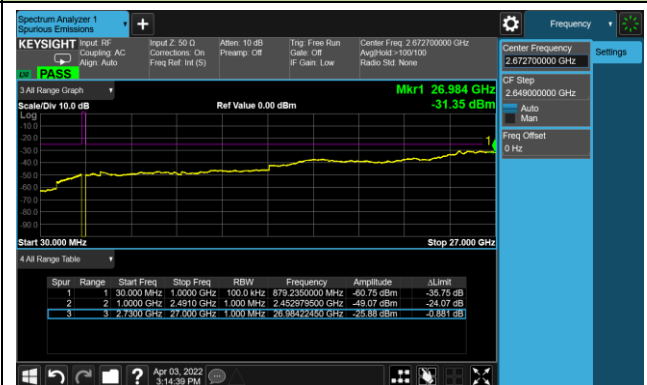
Middle Channel/1RB@0 and 1RB@49



Middle Channel/1RB@74 and 1RB@0

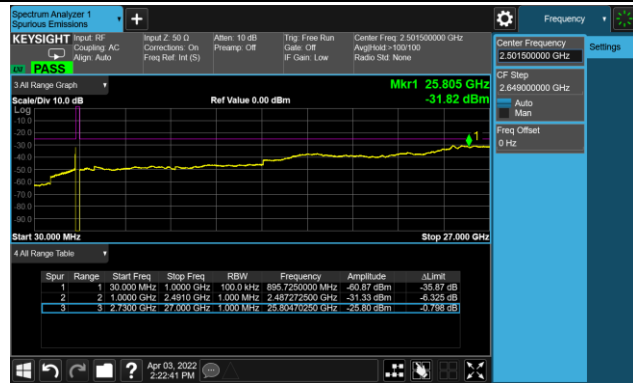


Highest Channel

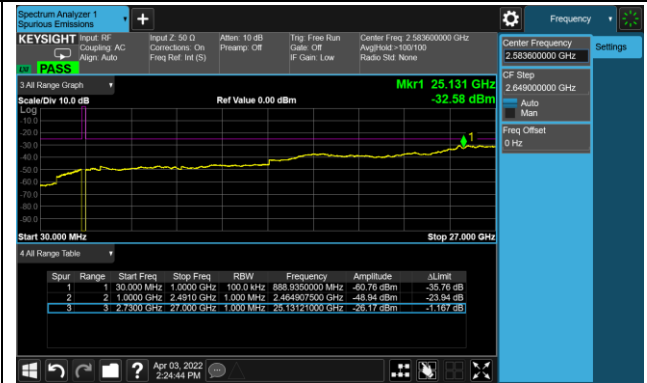


10+20MHz Channel Bandwidth

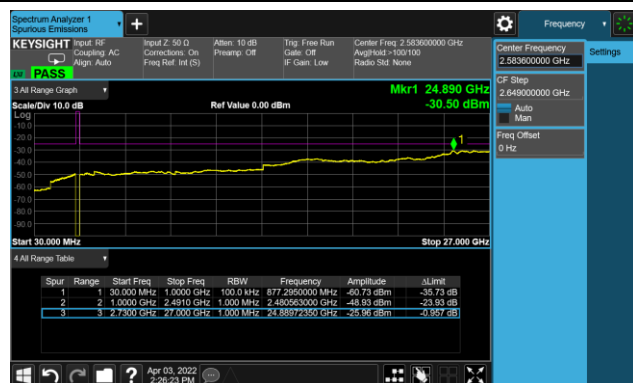
Lowest Channel



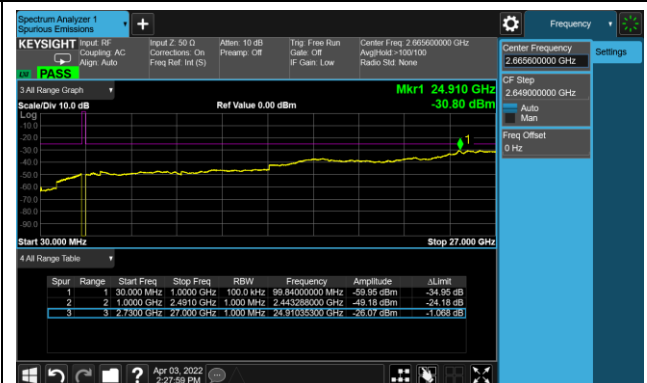
Middle Channel/1RB@49 and 1RB@99



Middle Channel/1RB@49 and 1RB@0

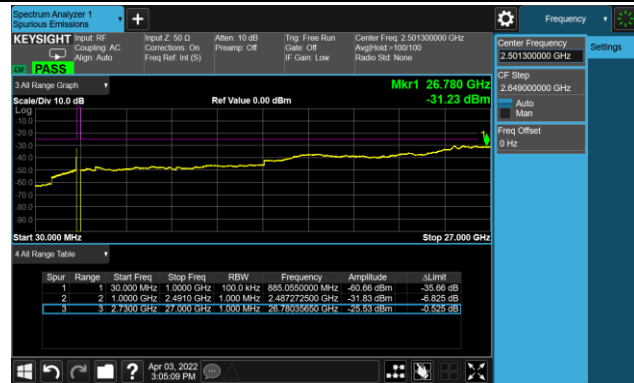


Highest Channel

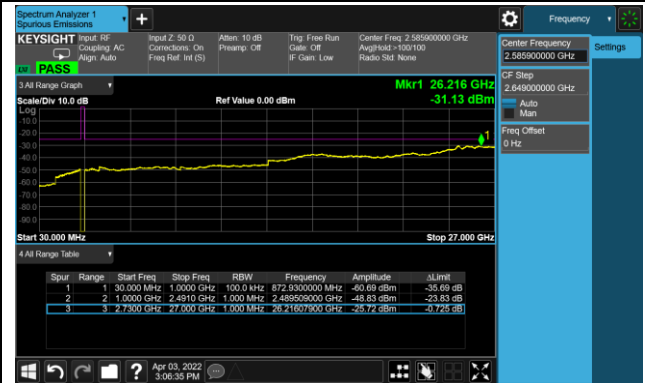


10+15MHz Channel Bandwidth

Lowest Channel



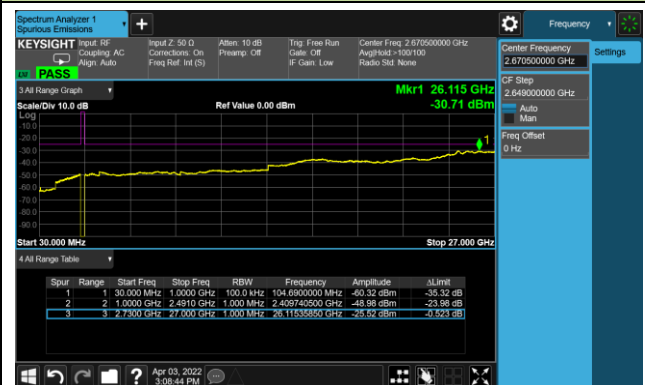
Middle Channel/1RB@0 and 1RB@74



Middle Channel/1RB@49 and 1RB@0



Highest Channel

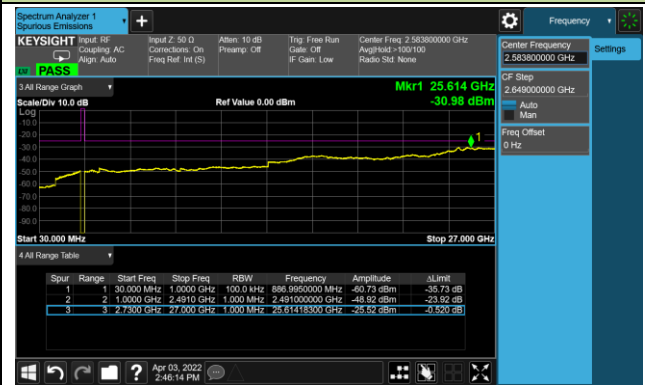


5+20MHz Channel Bandwidth

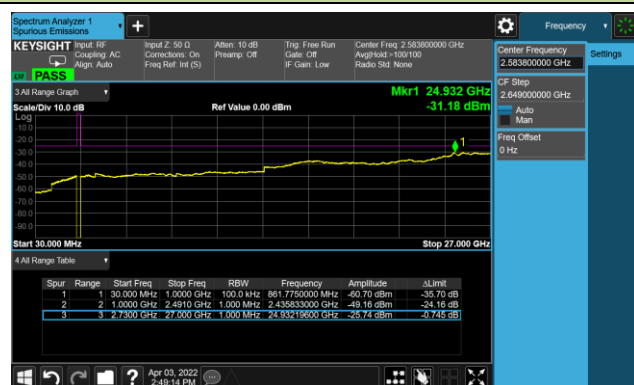
Lowest Channel



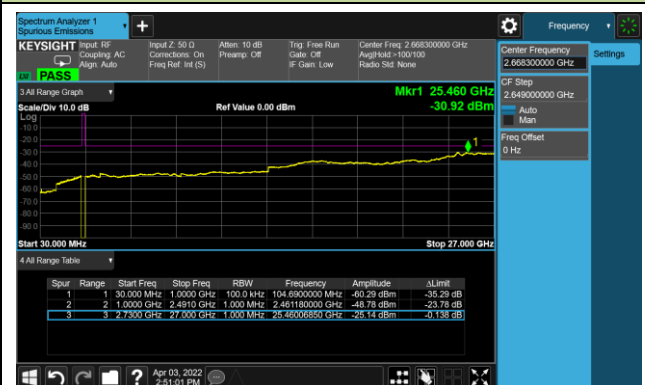
Middle Channel/1RB@0 and 1RB@99



Middle Channel/1RB@24 and 1RB@0



Highest Channel



A.7 Radiated Spurious Emissions Test Result

Test Site	SIP-AC2	Test Engineer	Allen Zou
Test Date	2022/04/01 ~ 2022/04/07	Test Band	LTE Band 2/25, 1RB, QPSK

Frequency (MHz)	Reading Level (dBμV)	Factor (dB)	Measure Level (dBμV/m)	Limit (dBμV/m)	Margin (dB)	Detector	Polarization
Low Channel							
136.2	8.7	17.2	25.9	82.3	-56.4	Peak	Horizontal
148.3	5.8	18.2	24.0	82.3	-58.3	Peak	Horizontal
48.4	17.7	17.9	35.6	82.3	-46.7	Peak	Vertical
99.8	14.5	13.3	27.8	82.3	-54.5	Peak	Vertical
3703.0	56.9	-8.8	48.1	82.3	-34.2	Peak	Horizontal
7400.5	48.1	2.1	50.2	82.3	-32.1	Peak	Horizontal
3703.0	63.8	-8.8	55.0	82.3	-27.3	Peak	Vertical
7400.5	55.7	2.1	57.8	82.3	-24.5	Peak	Vertical
Middle Channel							
99.8	7.4	13.3	20.7	82.3	-61.6	Peak	Horizontal
148.3	5.2	18.2	23.4	82.3	-58.9	Peak	Horizontal
42.6	12.6	17.6	30.2	82.3	-52.1	Peak	Vertical
99.8	14.5	13.3	27.8	82.3	-54.5	Peak	Vertical
3762.5	57.9	-8.5	49.4	82.3	-32.9	Peak	Horizontal
11293.5	42.9	7.8	50.7	82.3	-31.6	Peak	Horizontal
3762.5	62.8	-8.5	54.3	82.3	-28.0	Peak	Vertical
7528.0	51.5	1.6	53.1	82.3	-29.2	Peak	Vertical
High Channel							
53.3	3.4	17.9	21.3	82.3	-61.0	Peak	Horizontal
148.3	3.5	18.2	21.7	82.3	-60.6	Peak	Horizontal
33.9	12.9	16.8	29.7	82.3	-52.6	Peak	Vertical
42.6	12.3	17.6	29.9	82.3	-52.4	Peak	Vertical
3830.5	58.9	-8.7	50.2	82.3	-32.1	Peak	Horizontal
9568.0	46.8	5.5	52.3	82.3	-30.0	Peak	Horizontal
5743.0	56.4	-4.0	52.4	82.3	-29.9	Peak	Vertical
7655.5	54.0	1.5	55.5	82.3	-26.8	Peak	Vertical

Note: Measure Level (dBμV/m) = Reading Level (dBμV) + Factor (dB).

Test Site	SIP-AC2	Test Engineer	Allen Zou
Test Date	2022/04/01 ~ 2022/04/07	Test Band	LTE Band 4/66, 1RB, QPSK

Frequency (MHz)	Reading Level (dBμV)	Factor (dB)	Measure Level (dBμV/m)	Limit (dBμV/m)	Margin (dB)	Detector	Polarization
Low Channel							
99.8	7.1	13.3	20.4	82.3	-61.9	Peak	Horizontal
148.3	5.1	18.2	23.3	82.3	-59.0	Peak	Horizontal
34.4	12.3	16.8	29.1	82.3	-53.2	Peak	Vertical
42.6	12.3	17.6	29.9	82.3	-52.4	Peak	Vertical
3422.5	56.4	-11.0	45.4	82.3	-36.9	Peak	Horizontal
6839.5	52.2	-0.2	52.0	82.3	-30.3	Peak	Horizontal
3422.5	56.2	-11.0	45.2	82.3	-37.1	Peak	Vertical
5131.0	49.9	-5.2	44.7	82.3	-37.6	Peak	Vertical
Middle Channel							
60.1	3.2	17.5	20.7	82.3	-61.6	Peak	Horizontal
99.8	7.1	13.3	20.4	82.3	-61.9	Peak	Horizontal
33.9	12.0	16.8	28.8	82.3	-53.5	Peak	Vertical
42.6	11.9	17.6	29.5	82.3	-52.8	Peak	Vertical
3490.5	54.1	-10.5	43.6	82.3	-38.7	Peak	Horizontal
6975.5	48.5	0.4	48.9	82.3	-33.4	Peak	Horizontal
3490.5	55.1	-10.5	44.6	82.3	-37.7	Peak	Vertical
5233.0	47.4	-4.6	42.8	82.3	-39.5	Peak	Vertical
High Channel							
99.8	7.2	13.3	20.5	82.3	-61.8	Peak	Horizontal
136.2	6.1	17.2	23.3	82.3	-59.0	Peak	Horizontal
33.9	11.9	16.8	28.7	82.3	-53.6	Peak	Vertical
47.5	12.7	17.8	30.5	82.3	-51.8	Peak	Vertical
3558.5	53.8	-10.3	43.5	82.3	-38.8	Peak	Horizontal
7111.5	48.9	0.6	49.5	82.3	-32.8	Peak	Horizontal
3558.5	58.2	-10.3	47.9	82.3	-34.4	Peak	Vertical
7111.5	56.8	0.6	57.4	82.3	-24.9	Peak	Vertical

Note: Measure Level (dBμV/m) = Reading Level (dBμV) + Factor (dB).

Test Site	SIP-AC2	Test Engineer	Allen Zou
Test Date	2022/04/01 ~ 2022/04/07	Test Band	LTE Band 5/26, 1RB, QPSK

Frequency (MHz)	Reading Level (dBμV)	Factor (dB)	Measure Level (dBμV/m)	Limit (dBμV/m)	Margin (dB)	Detector	Polarization
Low Channel							
159.0	16.2	18.0	34.2	82.3	-48.1	Peak	Horizontal
445.2	17.4	22.2	39.6	82.3	-42.7	Peak	Horizontal
42.6	14.2	17.6	31.8	82.3	-50.5	Peak	Vertical
99.8	16.2	13.3	29.5	82.3	-52.8	Peak	Vertical
5734.5	45.4	-4.0	41.4	82.3	-40.9	Peak	Horizontal
7460.0	42.4	2.5	44.9	82.3	-37.4	Peak	Horizontal
4944.0	47.6	-5.3	42.3	82.3	-40.0	Peak	Vertical
7315.5	43.6	1.7	45.3	82.3	-37.0	Peak	Vertical
Middle Channel							
325.9	17.9	19.1	37.0	82.3	-45.3	Peak	Horizontal
504.3	17.6	23.0	40.6	82.3	-41.7	Peak	Horizontal
42.6	13.6	17.6	31.2	82.3	-51.1	Peak	Vertical
99.8	15.5	13.3	28.8	82.3	-53.5	Peak	Vertical
5029.0	45.8	-4.9	40.9	82.3	-41.4	Peak	Horizontal
7434.5	44.2	2.3	46.5	82.3	-35.8	Peak	Horizontal
7315.5	42.7	1.7	44.4	82.3	-37.9	Peak	Vertical
8684.0	43.0	3.0	46.0	82.3	-36.3	Peak	Vertical
High Channel							
53.8	16.9	17.9	34.8	82.3	-47.5	Peak	Horizontal
157.6	16.4	18.1	34.5	82.3	-47.8	Peak	Horizontal
42.6	16.4	17.6	34.0	82.3	-48.3	Peak	Vertical
430.1	16.4	21.6	38.0	82.3	-44.3	Peak	Vertical
7341.0	43.2	1.7	44.9	82.3	-37.4	Peak	Horizontal
9772.0	43.3	6.0	49.3	82.3	-33.0	Peak	Horizontal
9364.0	42.1	5.6	47.7	82.3	-34.6	Peak	Vertical
11438.0	41.3	8.3	49.6	82.3	-32.7	Peak	Vertical

Note: Measure Level (dBμV/m) = Reading Level (dBμV) + Factor (dB).

Test Site	SIP-AC2	Test Engineer	Allen Zou
Test Date	2022/04/25 ~ 2022/05/12	Test Band	LTE Band 7, 1RB, QPSK

Frequency (MHz)	Reading Level (dBμV)	Factor (dB)	Measure Level (dBμV/m)	Limit (dBμV/m)	Margin (dB)	Detector	Polarization
Low Channel							
42.6	11.7	18.1	29.8	70.3	-40.5	Peak	Horizontal
989.8	6.4	29.8	36.2	70.3	-34.1	Peak	Horizontal
42.6	12.4	18.1	30.5	70.3	-39.8	Peak	Vertical
932.1	5.4	30.0	35.4	70.3	-34.9	Peak	Vertical
7511.0	39.0	8.0	47.0	70.3	-23.3	Peak	Horizontal
10860.0	36.1	12.8	48.9	70.3	-21.4	Peak	Horizontal
5012.0	45.0	3.6	48.6	70.3	-21.7	Peak	Vertical
7502.5	42.0	8.1	50.1	70.3	-20.2	Peak	Vertical
Middle Channel							
143.5	5.7	17.9	23.6	70.3	-46.7	Peak	Horizontal
966.5	4.9	30.0	34.9	70.3	-35.4	Peak	Horizontal
47.0	14.3	18.3	32.6	70.3	-37.7	Peak	Vertical
911.7	5.3	29.6	34.9	70.3	-35.4	Peak	Vertical
5063.0	42.8	3.9	46.7	70.3	-23.6	Peak	Horizontal
7596.0	44.5	7.9	52.4	70.3	-17.9	Peak	Horizontal
5063.0	46.8	3.9	50.7	70.3	-19.6	Peak	Vertical
7596.0	52.3	7.9	60.2	70.3	-10.1	Peak	Vertical
High Channel							
51.8	4.7	18.0	22.7	70.3	-47.6	Peak	Horizontal
953.0	4.1	30.2	34.3	70.3	-36.0	Peak	Horizontal
42.6	11.2	18.1	29.3	70.3	-41.0	Peak	Vertical
929.2	5.3	30.0	35.3	70.3	-35.0	Peak	Vertical
5131.0	42.7	4.1	46.8	70.3	-23.5	Peak	Horizontal
7698.0	44.2	8.0	52.2	70.3	-18.1	Peak	Horizontal
5131.0	46.9	4.1	51.0	70.3	-19.3	Peak	Vertical
7698.0	51.3	8.0	59.3	70.3	-11.0	Peak	Vertical

Note: Measure Level (dBμV/m) = Reading Level (dBμV) + Factor (dB).

Test Site	SIP-AC2	Test Engineer	Allen Zou
Test Date	2022/04/01 ~ 2022/04/07	Test Band	LTE Band 12/17, 1RB, QPSK

Frequency (MHz)	Reading Level (dBμV)	Factor (dB)	Measure Level (dBμV/m)	Limit (dBμV/m)	Margin (dB)	Detector	Polarization
Low Channel							
47.5	12.9	17.8	30.7	82.3	-51.6	Peak	Horizontal
141.1	12.0	17.7	29.7	82.3	-52.6	Peak	Horizontal
42.6	14.8	17.6	32.4	82.3	-49.9	Peak	Vertical
99.8	16.0	13.3	29.3	82.3	-53.0	Peak	Vertical
8097.5	43.1	3.0	46.1	82.3	-36.2	Peak	Horizontal
9882.5	42.7	5.6	48.3	82.3	-34.0	Peak	Horizontal
6295.5	43.9	-2.7	41.2	82.3	-41.1	Peak	Vertical
7468.5	43.1	2.4	45.5	82.3	-36.8	Peak	Vertical
Middle Channel							
152.7	12.3	18.3	30.6	82.3	-51.7	Peak	Horizontal
315.2	18.3	18.9	37.2	82.3	-45.1	Peak	Horizontal
42.6	14.9	17.6	32.5	82.3	-49.8	Peak	Vertical
99.8	17.1	13.3	30.4	82.3	-51.9	Peak	Vertical
8735.0	42.5	3.5	46.0	82.3	-36.3	Peak	Horizontal
9942.0	42.2	5.6	47.8	82.3	-34.5	Peak	Horizontal
8182.5	42.4	2.8	45.2	82.3	-37.1	Peak	Vertical
10350.0	42.0	6.6	48.6	82.3	-33.7	Peak	Vertical
High Channel							
47.9	12.8	17.8	30.6	82.3	-51.7	Peak	Horizontal
148.3	12.4	18.2	30.6	82.3	-51.7	Peak	Horizontal
42.6	15.4	17.6	33.0	82.3	-49.3	Peak	Vertical
99.8	16.4	13.3	29.7	82.3	-52.6	Peak	Vertical
7426.0	43.6	2.2	45.8	82.3	-36.5	Peak	Horizontal
9542.5	42.9	5.7	48.6	82.3	-33.7	Peak	Horizontal
7460.0	42.7	2.5	45.2	82.3	-37.1	Peak	Vertical
9483.0	42.4	5.2	47.6	82.3	-34.7	Peak	Vertical

Note: Measure Level (dBμV/m) = Reading Level (dBμV) + Factor (dB).

Test Site	SIP-AC2	Test Engineer	Allen Zou
Test Date	2022/04/01 ~ 2022/04/07	Test Band	LTE Band 13, 1RB, QPSK

Frequency (MHz)	Reading Level (dBμV)	Factor (dB)	Measure Level (dBμV/m)	Limit (dBμV/m)	Margin (dB)	Detector	Polarization
Low Channel							
52.3	18.0	17.9	35.9	82.3	-46.4	Peak	Horizontal
144.0	17.8	17.9	35.7	82.3	-46.6	Peak	Horizontal
46.5	18.2	17.8	36.0	82.3	-46.3	Peak	Vertical
145.4	17.8	18.1	35.9	82.3	-46.4	Peak	Vertical
1578.0	45.1	-16.0	29.1	55.3	-26.2	Peak	Horizontal
10868.5	41.3	7.6	48.9	82.3	-33.4	Peak	Horizontal
1595.0	45.0	-16.2	28.8	55.3	-26.5	Peak	Vertical
11140.5	41.7	7.5	49.2	82.3	-33.1	Peak	Vertical
Middle Channel							
148.3	18.2	18.2	36.4	82.3	-45.9	Peak	Horizontal
290.0	19.7	18.1	37.8	82.3	-44.5	Peak	Horizontal
142.0	17.8	17.7	35.5	82.3	-46.8	Peak	Vertical
510.6	19.0	23.3	42.3	82.3	-40.0	Peak	Vertical
1595.0	45.0	-16.2	28.8	55.3	-26.5	Peak	Horizontal
10341.5	42.1	6.6	48.7	82.3	-33.6	Peak	Horizontal
1595.0	45.0	-16.2	28.8	55.3	-26.5	Peak	Vertical
10834.5	42.1	7.4	49.5	82.3	-32.8	Peak	Vertical
High Channel							
155.6	17.4	18.1	35.5	82.3	-46.8	Peak	Horizontal
371.9	18.7	20.1	38.8	82.3	-43.5	Peak	Horizontal
387.0	18.4	20.4	38.8	82.3	-43.5	Peak	Vertical
462.1	18.6	22.3	40.9	82.3	-41.4	Peak	Vertical
1586.5	44.5	-16.1	28.4	55.3	-26.9	Peak	Horizontal
11599.5	41.2	8.2	49.4	82.3	-32.9	Peak	Horizontal
1595.0	46.5	-16.2	30.3	55.3	-25.0	Peak	Vertical
11557.0	41.6	8.2	49.8	82.3	-32.5	Peak	Vertical

Note: Measure Level (dBμV/m) = Reading Level (dBμV) + Factor (dB).

Test Site	SIP-AC2	Test Engineer	Allen Zou
Test Date	2022/04/25 ~ 2022/05/12	Test Band	LTE Band 38/41, 1RB, QPSK

Frequency (MHz)	Reading Level (dBμV)	Factor (dB)	Measure Level (dBμV/m)	Limit (dBμV/m)	Margin (dB)	Detector	Polarization
Low Channel							
57.7	5.2	17.5	22.7	70.3	-47.6	Peak	Horizontal
942.3	5.3	30.1	35.4	70.3	-34.9	Peak	Horizontal
47.5	13.7	18.3	32.0	70.3	-38.3	Peak	Vertical
920.0	5.2	29.8	35.0	70.3	-35.3	Peak	Vertical
6550.5	37.4	6.6	44.0	70.3	-26.3	Peak	Horizontal
10426.5	36.5	12.8	49.3	70.3	-21.0	Peak	Horizontal
4995.0	43.1	3.7	46.8	70.3	-23.5	Peak	Vertical
7502.5	42.0	8.1	50.1	70.3	-20.2	Peak	Vertical
Middle Channel							
54.3	4.3	17.8	22.1	70.3	-48.2	Peak	Horizontal
929.2	4.9	30.0	34.9	70.3	-35.4	Peak	Horizontal
41.6	13.1	18.0	31.1	70.3	-39.2	Peak	Vertical
956.4	4.5	30.1	34.6	70.3	-35.7	Peak	Vertical
5182.0	44.4	4.0	48.4	70.3	-21.9	Peak	Horizontal
7774.5	44.9	8.0	52.9	70.3	-17.4	Peak	Horizontal
5182.0	47.9	4.0	51.9	70.3	-18.4	Peak	Vertical
7774.5	54.2	8.0	62.2	70.3	-8.1	Peak	Vertical
High Channel							
50.9	3.9	18.1	22.0	70.3	-48.3	Peak	Horizontal
1000.0	6.1	30.0	36.1	70.3	-34.2	Peak	Horizontal
42.6	11.7	18.1	29.8	70.3	-40.5	Peak	Vertical
952.0	5.5	30.2	35.7	70.3	-34.6	Peak	Vertical
8055.0	37.0	9.0	46.0	70.3	-24.3	Peak	Horizontal
11208.5	36.4	12.4	48.8	70.3	-21.5	Peak	Horizontal
5377.5	43.6	4.0	47.6	70.3	-22.7	Peak	Vertical
8063.5	43.7	9.0	52.7	70.3	-17.6	Peak	Vertical

Note: Measure Level (dBμV/m) = Reading Level (dBμV) + Factor (dB).

Test Site	SIP-AC2	Test Engineer	Allen Zou
Test Date	2022/04/01 ~ 2022/04/07	Test Band	LTE Band 71, 1RB, QPSK

Frequency (MHz)	Reading Level (dBμV)	Factor (dB)	Measure Level (dBμV/m)	Limit (dBμV/m)	Margin (dB)	Detector	Polarization
Low Channel							
60.1	16.5	17.5	34.0	82.3	-48.3	Peak	Horizontal
158.0	17.3	18.0	35.3	82.3	-47.0	Peak	Horizontal
42.6	17.1	17.6	34.7	82.3	-47.6	Peak	Vertical
61.0	16.5	17.4	33.9	82.3	-48.4	Peak	Vertical
8956.0	42.5	3.8	46.3	82.3	-36.0	Peak	Horizontal
10860.0	43.9	7.6	51.5	82.3	-30.8	Peak	Horizontal
9772.0	44.6	6.0	50.6	82.3	-31.7	Peak	Vertical
11370.0	43.9	8.0	51.9	82.3	-30.4	Peak	Vertical
Middle Channel							
50.4	16.2	17.9	34.1	82.3	-48.2	Peak	Horizontal
160.0	16.1	18.0	34.1	82.3	-48.2	Peak	Horizontal
67.3	25.1	16.3	41.4	82.3	-40.9	Peak	Vertical
160.0	16.0	18.0	34.0	82.3	-48.3	Peak	Vertical
8828.5	43.8	3.9	47.7	82.3	-34.6	Peak	Horizontal
10851.5	43.5	7.6	51.1	82.3	-31.2	Peak	Horizontal
8293.0	44.5	2.7	47.2	82.3	-35.1	Peak	Vertical
9840.0	44.3	5.9	50.2	82.3	-32.1	Peak	Vertical
Top CH 23825 (713.5MHz)							
159.0	16.4	18.0	34.4	82.3	-47.9	Peak	Horizontal
486.4	17.3	22.7	40.0	82.3	-42.3	Peak	Horizontal
153.2	15.9	18.3	34.2	82.3	-48.1	Peak	Vertical
317.1	14.7	18.9	33.6	82.3	-48.7	Peak	Vertical
9355.5	43.9	5.6	49.5	82.3	-32.8	Peak	Horizontal
11234.0	43.1	7.9	51.0	82.3	-31.3	Peak	Horizontal
7256.0	44.6	1.6	46.2	82.3	-36.1	Peak	Vertical
9279.0	43.9	5.1	49.0	82.3	-33.3	Peak	Vertical

Note: Measure Level (dBμV/m) = Reading Level (dBμV) + Factor (dB).

Appendix B - Test Setup Photograph

Refer to "2203RSU046-UT" file.

Appendix C - EUT Photograph

Refer to "2203RSU046-UE" file.

The End