

börne

HIGH PERFORMANCE BLUETOOTH SPEAKER



M-1145



**PLEASE READ THIS USER MANUAL COMPLETELY BEFORE
OPERATING THIS UNIT AND RETAIN THIS BOOKLET FOR
FUTURE REFERENCE.**

WARNING

TO PREVENT FIRE OR ELECTRIC SHOCK, DO NOT USE THIS PLUG WITH AN EXTENSION CORD, RECEPTACLE OR OTHER OUTLET UNLESS THE BLADE TERMINALS CAN BE FULLY INSERTED TO PREVENT ANY EXPOSURE. TO PREVENT FIRE OR SHOCK HAZARD, DO NOT EXPOSE THIS PRODUCT TO RAIN OR MOISTURE.

 <p>The lightning flash with arrowhead symbol, within an equilateral triangle is intended to alert the user to the presence of uninsulated dangerous voltage within the products enclosure that may be of sufficient magnitude to constitute a risk of electric shock to persons.</p>	<p style="text-align: center;">CAUTION RISK OF ELECTRIC SHOCK DO NOT OPEN</p> <p>WARNING : TO REDUCE THE RISK OF ELECTRIC SHOCK, DO NOT REMOVE COVER (OR BACK), NO USER SERVICEABLE PARTS INSIDE, REFER SERVICING TO QUALIFIED SERVICE PERSONNEL.</p>	 <p>The exclamation point within an equilateral triangle is intended to alert the user to the presence of important operating and maintenance (servicing) instructions in the literature accompanying the appliance.</p>
--	---	---

IMPORTANT SAFETY INSTRUCTIONS

1. Read these instructions carefully.
2. Keep these instructions in a safe place.
3. Heed all warnings.
4. Follow all instructions.
5. Do not use this product near water.
6. Cleaning: Unplug this product from the wall outlet before cleaning. Do not use liquid cleaners or aerosol cleaners. Clean only with a dry cloth.
7. Do not block any ventilation openings. Install in accordance with the manufacturer's instructions.
8. Do not place this product on an unstable cart, stand, tripod, bracket, or table. The product may fall, causing serious injury to a child or adult and serious damage to the product. Use only with a cart, stand, tripod, bracket, or table recommended by the manufacturer, or sold with the product. Any mounting of the product should follow the manufacturer's instructions, and should use a mounting accessory recommended by the manufacturer.
9. Do not install near any heat sources such as radiators, heat registers, stoves, or other apparatuses (including amplifiers) that produce heat.
10. If the provided plug does not fit into your outlet, consult an electrician for replacement of the outlet.
11. Protect the power cord from being walked on or pinched particularly at plugs, convenience receptacles, and the point where they exit from the product.
12. Only use attachments/accessories specified by the manufacturer.
13. Unplug this product during lightening storms or when unused for a long period of time.
14. Refer all servicing to qualified service personnel. Servicing is required when the product has been damaged in any way, such as the power-supply cord or the plug is damaged, liquid

has been spilled or objects have fallen into the product, the product has been exposed to rain or moisture, does not operate normally, or has been dropped.

15. This product shall not be exposed to dripping or splashing water and that no object filled with liquids such as vases shall be placed on the product.
16. Do not overload the wall outlet. Use power source only as indicated.
17. Use replacement part as specified by the manufacturer.
18. The product may be mounted to a wall only if recommended by the manufacturer.
19. Upon completion of any service or repairs to this product, ask the service technician to perform safety checks.
20. Power Sources: This product should be operated only from the type of power source indicated on the marking label. If you are not sure of the type of power supply to your home, consult your product dealer or local power company. For products intended to operate from battery power, or other sources, refer to the operating instructions.
21. Object and Liquid Entry: Never push objects of any kind into this product through openings as they may touch dangerous voltage points or short-out parts that could result in a fire or electric shock. Never spill liquid of any kind on the product.
22. This product is not intended for use by persons (including children) with reduced physical, sensory or mental capabilities or lack of experience and knowledge unless they have been given supervision or instructions concerning the use of the product by a person responsible for their safety.
23. Damage Requiring Service: Unplug this product from the wall outlet and refer servicing to qualified service personnel under the following conditions:
 - a) When the power-supply cord or plug is damaged
 - b) If liquid has been spilled, or objects have fallen into the product
 - c) If the product has been exposed to rain or water
 - d) If the product does not operate normally by following the operating instructions. Adjust only those controls that are covered by the operating instructions as an improper adjustment of other controls may result in damage and will often require extensive work by a qualified technician to restore the product to its normal operation.
 - e) If the product has been dropped or damaged in any way, and
 - f) When the product exhibits a distinct change in performance - this indicates a need for service.

FCC Warning

This device complies with part 15 of the FCC rules. Operation is subject to the following two conditions: (1) this device may not cause harmful interference, and (2) this device must accept any interference received, including interference that may cause undesired operation.

Changes or modifications not expressly approved by the party responsible for compliance could void the user's authority to operate the equipment.

NOTE: This equipment has been tested and found to comply with the limits for a Class B digital device, pursuant to part 15 of the FCC Rules. These limits are designed to provide reasonable protection against harmful interference in a residential installation. This equipment generates uses and can radiate radio frequency energy and, if not installed and used in accordance with the instructions, may cause harmful interference to radio communications. However, there is no guarantee that interference will not occur in a particular installation. If this equipment does cause harmful interference to radio or television reception, which can be determined by turning the equipment off and on, the user is encouraged to try to correct the interference by one or more of the following measures:

-Reorient or relocate the receiving antenna.

- Increase the separation between the equipment and receiver.
- Connect the equipment into an outlet on a circuit different from that to which the receiver is connected.
- Consult the dealer or an experienced radio/TV technician for help.

Radiation Exposure Statement

This equipment complies with FCC radiation exposure limits set forth for an uncontrolled environment. This equipment should be installed and operated with minimum distance 20cm between the radiator and your body.

ISED Statement

English: This device complies with Industry Canada license - exempt RSS standard(s). Operation is subject to the following two conditions: (1) This device may not cause interference, and (2) This device must accept any interference, including interference that may cause undesired operation of the device. The digital apparatus complies with Canadian CAN ICES - 3 (B)/NMB - 3(B).

- French: Le présent appareil est conforme aux CNR d'Industrie Canada applicables aux appareils radio exempts de licence. L'exploitation est autorisée aux deux conditions suivantes: (1) l'appareil ne doit pas produire de brouillage, et (2) l'utilisateur de l'appareil doit accepter tout brouillage radioélectrique subi, même si le brouillage est susceptible d' compromettre le fonctionnement.

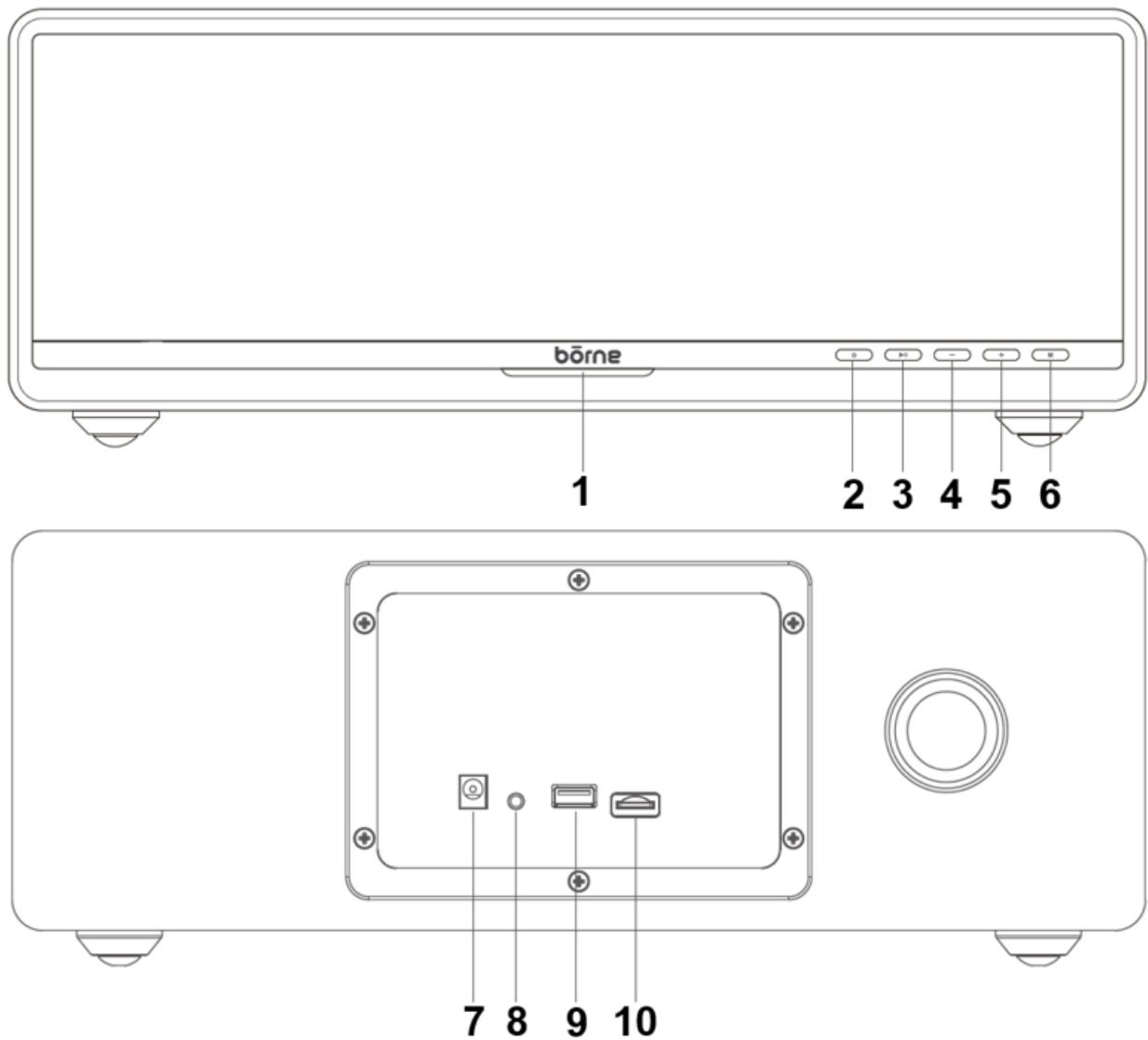
Radiation Exposure Statement

This equipment complies with Canada radiation exposure limits set forth for an uncontrolled environment. This equipment should be installed and operated with minimum distance 20cm between the radiator & your body.

Déclaration d'exposition aux radiations

Cet équipement est conforme Canada limites d'exposition aux radiations dans un environnement non contrôlé. Cet équipement doit être installé et utilisé à distance minimum de 20cm entre le radiateur et votre corps.

DIAGRAM



1. LED Status Light	6. Mode Button
2. Power Button	7. DC Power Jack
3. Play / Pause Button	8. Aux Input Jack
4. Volume - / Previous Button	9. USB Input
5. Volume + / Next Button	10. MicroSD Card Input

SPECIFICATIONS

- 2.1 Channel
- Output Power: 40W RMS
- 5 Speaker Driver Configuration:
 - 1.0" Tweeter x 2
 - 2.5" Mid-Range x 2
 - 4.0" Subwoofer x 1
- Frequency Response: 60Hz – 18kHz
- Connectivity: Bluetooth / USB / MicroSD / Aux-in
- Bluetooth Version 5.0
- Input: DC 18V, 2A
- Standby Power: <0.5W

POWER

Using the AC adapter provided, plug the smaller end into the DC Power Jack located on the back side of the unit and plug the other end into the AC wall socket / outlet. When the LED Status Light is red, the power is off. When the unit is on, the LED Status Light will be blue.

BLUETOOTH MODE

NOTE: Refer to the user manual of your Bluetooth enabled device for instructions on pairing and connecting Bluetooth devices.

1. Keep the unit and your Bluetooth enabled device within 1 metre at all times during the pairing process.
2. Press the Power Button to turn on the unit. It will automatically enter Bluetooth mode and the front LED Status Light will be flashing blue indicating the unit is in pairing mode.
3. Turn on the Bluetooth function on your Bluetooth enabled device and search for Bluetooth devices. When the search is complete, select "**BTSPK62**" from the Bluetooth device list. When the Bluetooth connection is successful, you will hear a confirmation that the unit and your device are connected.

NOTE:

- If pairing was unsuccessful, turn off the unit first and repeat the steps above to re-pair again.
 - After successful pairing, paired devices will remember each other. Unless pairing information is deleted, re-pairing is not required after the first time.
4. Once you are successfully connected, use the controls located on the unit and or the controls on your Bluetooth device.
 5. To increase or decrease the volume, press and hold the Volume + or Volume – Buttons.
 6. To skip songs forward or backward, press the Next or Previous Buttons on the unit.

7. To pause and resume playback, press the Play/Pause Button anytime during playback on the unit.

USB AND MicroSD MODE

This unit allows you to play music from an USB drive or a MicroSD memory card with MP3 formatted files.

1. Turn on the unit and insert the USB drive or MicroSD card containing your files. The unit will automatically start playing the files.
2. To increase or decrease the volume, press and hold the Volume + or Volume - Buttons.
3. To skip songs forward or backward, press the Next or Previous Buttons.
4. To pause and resume playback, press the Play/Pause Button.

NOTE: To insert the MicroSD card, use your fingernail to help push it in all the way until it clicks in. To remove the MicroSD card, push it in all the way and it will click out. The USB drive or a microSD memory card can be left in the speaker or taken out. It will not affect the function of the speaker as you cycle through the different modes.

AUDIO INPUT (AUX-IN) MODE

1. Using the 3.5mm audio (AUX-IN) cable provided, connect one end of the cable to the Aux Input Jack located on the back side of the unit. Plug the other end into a smartphone, tablet, MP3 player or other audio source.
2. Turn on the unit and press the Mode Button and cycle through to the AUX-in mode.
3. Use the native controls on the connected device to play, pause and control the music output.
4. Press and hold the Volume + or Volume – Buttons to control your volume level as well as on your device.

Need help? Please call us.

If you encounter any difficulties with this product, please call or email us and our representatives will be ready to help you.

Toll free: 1-800-593-6669 (Monday to Friday: 9am – 5pm EST)

Email: support@borne-lifestyle.com

Thank you for your purchase. We want you to start enjoying your product.



LIMITED WARRANTY

Warning: Some Products may contain components that are small enough to be swallowed. Keep out of the reach of children.

Before returning your Product for service under this Warranty, (i) please read the instruction manual carefully and visit our website at www.borne-lifestyle.com for product updates and extended support documentation (e.g., Frequently Asked Questions, Common Troubleshooting Guides); (ii) please contact Borne Electronics Support if you are still having trouble with your Product.

Subject to the terms and conditions herein, Borne Electronics warrants to the original purchaser of the Product ("Customer") that the Product will be free from defects in material or workmanship under normal, noncommercial use ("Defects") for a period of 1 year.

Warranty Period encompasses separate "Coverage Periods" for Parts and Labor, with each Coverage Period to begin from the original date of Customer purchase. Parts are covered for a period of 1yr. Labour is covered for 90 days. If Customer returns a defective Product during the applicable Warranty Period, Borne Electronics will, at its option during the specified Coverage Periods for Parts and Labor (as applicable), either: (i) repair the Product or (ii) replace the Product with a new or refurbished Product, in either case free of charge to Customer for Parts and/or Labor (as applicable) during the specified Coverage Period only, and excluding applicable shipping charges for which the Customer is responsible. The foregoing states the Customer's exclusive remedy and Borne Electronics' sole liability for breach of the limited warranty contained herein.

This Warranty specifically excludes any Product (or, as applicable, any component thereof) that has Defects resulting from: (a) any neglect or misuse by a Customer, an accident, improper application, violation of operating instructions for the Product, any other Customer-induced damage, or the alteration or removal of any Product serial number; (b) any modification or repair to Product by any party other than Borne Electronics or a party authorized in writing by Borne Electronics; (c) any damage to Product due to power surges, incorrect electrical voltage, misconnection to any device, or malfunction of any device used with the Product; (d) cosmetic damage to the Product caused by normal wear and tear; (e) shipping damage that occurs while the Product is in transit; (f) damage caused by heat sources, sunlight, electromagnetic conditions, or other climatic conditions; or (g) any acts of God.

Product is sold to Customer for personal, non-commercial use only. Product is not warranted for Customer's commercial or rental use. In addition, Product is not warranted against failure, and should not be used by Customer for any application where (i) there is a risk that any data stored on Product will be breached or otherwise compromised, or (ii) the data stored on Product is relied upon for medical or lifesaving applications. Borne Electronics expressly disclaims any warranty for any of the foregoing uses to the fullest extent permitted by law. Customer assumes any and all risks associated with such uses of Product, and agrees to indemnify Borne Electronics for any damages claimed against Borne Electronics for such uses.

This Warranty specifically and expressly excludes any Product that is purchased by Customer as a "floor" or "display" model. Any such Product is purchased by Customer "AS IS" and Borne Electronics disclaims any Warranties, express or implied, in relation thereto.

EXCEPT FOR THE EXPRESS WARRANTIES STATED ABOVE AND TO THE MAXIMUM EXTENT PERMITTED BY LAW, THE PRODUCT IS PROVIDED "AS IS", AND BORNE ELECTRONICS DISCLAIMS ALL OTHER WARRANTIES, INCLUDING WITHOUT LIMITATION ANY IMPLIED WARRANTY OF (I) MERCHANTABILITY, (II) FITNESS FOR A PARTICULAR PURPOSE, OR (III) NON-INFRINGEMENT OF THIRD PARTY RIGHTS. TO THE MAXIMUM EXTENT PERMITTED BY APPLICABLE LAW, IN NO EVENT WILL BORNE ELECTRONICS BE LIABLE TO CUSTOMER OR ANY THIRD PARTY FOR ANY INDIRECT, SPECIAL, INCIDENTAL, CONSEQUENTIAL, EXEMPLARY OR PUNITIVE DAMAGES, INCLUDING, WITHOUT LIMITATION, ANY LOST PROFITS OR REVENUES, LOSS OR INACCURACY OF ANY DATA OR COST OF SUBSTITUTE GOODS, REGARDLESS OF THE THEORY OF LIABILITY (INCLUDING NEGLIGENCE). ADDITIONALLY, EVEN IF BORNE ELECTRONICS HAS BEEN ADVISED OF THE POSSIBILITY OF SUCH DAMAGES, BORNE ELECTRONICS' AGGREGATE LIABILITY TO CUSTOMER FOR ACTUAL DIRECT DAMAGES FOR ANY CAUSE WHATSOEVER SHALL BE LIMITED TO THE CUMULATIVE PRODUCT COSTS PAID BY THAT CUSTOMER FOR THE PRODUCT CAUSING SUCH DAMAGES, IF ANY.

This Warranty gives Customer specific rights, and Customer may also have other rights that vary from jurisdiction to jurisdiction.

To obtain Warranty service, Customer must call Borne Electronics Support prior to making a Product Return.

Customer must include with Product Return the following items: (i) a dated sales receipt that indicates the place of purchase, model number of Product, and amount paid; (ii) a detailed description of Customer's problem with Product; (iii) Customer's full name, phone number, and return address, and; (iv) a money order for any applicable shipping costs made out to Edco Electronics Inc. to cover return shipping charges to US and Canadian destinations only. Borne Electronics will not make return shipments to a P.O. Box. For shipping to international addresses, actual freight will be charged to Customer. Failure to enclose any of these items may delay the processing of your Warranty claim. Return your Product freight-prepaid in its original packaging, or packaging that affords an equal measure of protection. Please allow 4 to 6 weeks for the processing of your claim.

Edco Electronics Inc.

8484 Esplanade

Montreal, Quebec H2P 2R7

Canada

Toll Free: 1-800-593-6669 (Monday to Friday: 9am to 5pm EST)

Email: support@borne-lifestyle.com