

1. TEST SETUP PHOTOGRAPHS

Adapter: CW1502000US

1.1. Photo of Radiated Emissions Measurement




Fig. 1



Fig. 2

1.2. Photo of Conducted Emissions Measurement




Fig. 3

Adapter: QSY-1502000US

1.1. Photo of Radiated Emissions Measurement




Fig. 1



Fig. 2

1.2. Photo of Conducted Emissions Measurement




Fig. 3