



## EXHIBIT A - EUT EXTERNAL PHOTOGRAPHS


---

Test Board View




EUT with Expansion Board View




[illegible]

**EUT – Top View**



The top view of the EUT module shows two rectangular copper pads on a black substrate. A ruler is placed below the module for scale, with markings in millimeters. The module is approximately 1.5 cm wide and 0.5 cm high.

**EUT –Bottom View**



The bottom view of the EUT module shows the underside of the black substrate. It features a grid of pins and labels. The labels include "STM-5", "G01\_V1.0r", "The Netherlands", "COPYRIGHT 2017", "www.pycom.io", "WIFI/BLE\_ANT", "Cellular\_ANT", "S\_CLK", "S\_DATA", "S\_RST", "VSYS", "GND", "3.3V", "Q5mm", and "mm". A ruler is placed below the module for scale, with markings in millimeters. The module is approximately 1.5 cm wide and 0.5 cm high.

