

ANNEX A: EUT Appearance and Test Setup

A.1 EUT Appearance



Front Side



Back Side

a: EUT



b: Battery




Adaptr 1







Adapter 2





Charger pedestal holder
c: Adapter
Picture 1 EUT and Auxiliary

A.2 Test Setup



Picture 2: Radiated Spurious Emissions Test setup