



FCC RF Test Report

(WCDMA)

Applicant: ITEL MOBILE LIMITED

Address of Applicant: FLAT N 16/F BLOCK B UNIVERSAL INDUSTRIAL CENTRE
19-25 SHAN MEI STREET FOTAN NT HONGKONG

Equipment Under Test (EUT)

Product Name: Mobile Phone

Model No.: P662L

Trade Mark: itel

FCC ID: 2AJMN-P662L

Applicable Standards: FCC CFR Title 47 Part 2, 22H, 24E, 27L

Date of Sample Receipt: 29 Mar., 2023

Date of Test: 30 Mar., to 09 May, 2023

Date of Report Issued: 11 May, 2023

Test Result: PASS

Tested by:

Lucas Ding
Test Engineer

Date:

11 May, 2023

Reviewed by:

Wenwen Zhang
Project Engineer

Date:

11 May, 2023

Approved by:

Wenwen Zhang
Manager

Date:

11 May, 2023

This equipment has been shown to be capable of compliance with the applicable technical standards as indicated in the measurement report and was tested in accordance with the measurement procedures specified in above the application standard version. Test results reported herein relate only to the item(s) tested.

This document cannot be reproduced except in full, without prior written approval of the Company. Any unauthorized alteration, forgery or falsification of the content or appearance of this document is unlawful and offenders may be prosecuted to the fullest extent of the law. Unless otherwise stated the results shown in this test report refer only to the sample(s) tested and such sample(s) are retained for 90 days only.

1 Version

Version No.	Date	Description
00	11 May, 2023	Original

2 Contents

Page

Cover Page	1
1 Version	2
2 Contents	3
3 General Information	4
3.1 Client Information	4
3.2 General Description of E.U.T.	4
3.3 Test Mode and Environment	5
3.4 Description of Test Auxiliary Equipment	5
3.5 Measurement Uncertainty	5
3.6 Additions to, Deviations, or Exclusions from the Method	5
3.7 Laboratory Facility	5
3.8 Laboratory Location	5
3.9 Test Instruments List	5
4 Measurement Setup and Procedure	6
4.1 Test Channel	6
4.2 Test Setup	7
4.3 Test Procedure	8
5 Test Results	9
5.1 Summary	9
5.1.1 Clause and Data Summary	9
5.1.2 Test Limit	10

3 General Information

3.1 Client Information

Applicant:	ITEL MOBILE LIMITED
Address:	FLAT N 16/F BLOCK B UNIVERSAL INDUSTRIAL CENTRE 19-25 SHAN MEI STREET FOTAN NT HONGKONG
Manufacturer:	ITEL MOBILE LIMITED
Address:	FLAT N 16/F BLOCK B UNIVERSAL INDUSTRIAL CENTRE 19-25 SHAN MEI STREET FOTAN NT HONGKONG
Factory:	SHENZHEN TECNO TECHNOLOGY CO., LTD.
Address:	101, Building 24, Waijing Industrial Park, Fumin Community, Fucheng Street, Longhua District, Shenzhen City, P.R.China

3.2 General Description of E.U.T.

Product Name:	Mobile Phone	
Model No.:	P662L	
Operation Frequency Range:	WCDMA band II:	1852.4 MHz - 1907.6 MHz
	WCDMA band IV:	1712.4 MHz - 1752.6 MHz
	WCDMA band V:	826.4 MHz - 846.6 MHz
Modulation Type:	<input checked="" type="checkbox"/> RMC(QPSK) <input checked="" type="checkbox"/> HSUPA(QPSK) <input checked="" type="checkbox"/> HSDPA(QPSK,16QAM)	
Antenna Type:	Internal Antenna	
Antenna Gain:	WCDMA band II:	0 dBi (declare by Applicant)
	WCDMA band IV:	-1.0 dBi (declare by Applicant)
	WCDMA band V:	-5.0 dBi (declare by Applicant)
Power Supply:	Rechargeable Li-ion Polymer Battery DC3.87V, 5850mAh	
AC Adapter:	Model: U180ISA Input: AC100-240V, 50/60Hz, 0.6A Output: DC 5.0V, 2.4A or 7.5V, 2.4A 18.0W Max	
Test Sample Condition:	The test samples were provided in good working order with no visible defects.	

3.3 Test Mode and Environment

Test Mode:	
RMC mode:	Keep the EUT communication with simulated station in RMC mode
HSDPA mode:	Keep the EUT communication with simulated station in HSDPA mode
HSUPA mode:	Keep the EUT communication with simulated station in HSUPA mode
Remark: The EUT has been tested under continuous transmitting mode. Channel Low, Mid and High for each type band with rated data rate were chosen for full testing. The field strength of spurious radiation emission was measured as EUT stand-up position (H mode) and lie down position (E1, E2 mode) for these modes. Just the worst case position (H mode) shown in report.	
Operating Environment:	
Temperature:	Normal: 15°C ~ 35°C, Extreme: -30°C ~ +50°C
Humidity:	20 % ~ 75 % RH
Atmospheric Pressure:	1008 mbar
Voltage:	Nominal: 3.87 Vdc, Extreme: Low 3.45 Vdc, High 4.45 Vdc

3.4 Description of Test Auxiliary Equipment

Test Equipment	Manufacturer	Model No.	Serial No.
Please refer to FCC ID : 2A5RQ-P662LO, report No. : JYTSZ-R12-2300399.			

3.5 Measurement Uncertainty

Please refer to FCC ID : 2A5RQ-P662LO, report No. : JYTSZ-R12-2300399.
--

3.6 Additions to, Deviations, or Exclusions from the Method

No

3.7 Laboratory Facility

<p>The test facility is recognized, certified, or accredited by the following organizations:</p> <ul style="list-style-type: none"> ● FCC - Designation No.: CN1211 JianYan Testing Group Shenzhen Co., Ltd. has been accredited as a testing laboratory by FCC(Federal Communications Commission). The test firm Registration No. is 727551. ● ISED – CAB identifier.: CN0021 The 3m Semi-anechoic chamber and 10m Semi-anechoic chamber of JianYan Testing Group Shenzhen Co., Ltd. has been Registered by Certification and Engineering Bureau of Industry Canada for radio equipment testing with Registration No.: 10106A-1. ● CNAS - Registration No.: CNAS L15527 JianYan Testing Group Shenzhen Co., Ltd. is accredited to ISO/IEC 17025:2017 General Requirements for the Competence of Testing and Calibration laboratories for the competence of testing. The Registration No. is CNAS L15527. ● A2LA - Registration No.: 4346.01 This laboratory is accredited in accordance with the recognized International Standard ISO/IEC 17025:2017 General requirements for the competence of testing and calibration laboratories. The test scope can be found as below link: https://portal.a2la.org/scopepdf/4346-01.pdf
--

3.8 Laboratory Location

<p>JianYan Testing Group Shenzhen Co., Ltd. Address: No.101, Building 8, Innovation Wisdom Port, No.155 Hongtian Road, Huangpu Community, Xinqiao Street, Bao'an District, Shenzhen, Guangdong, People's Republic of China. Tel: +86-755-23118282, Fax: +86-755-23116366 Email: info-JYTee@lets.com, Website: http://jyt.lets.com</p>

3.9 Test Instruments List

Please refer to FCC ID : 2A5RQ-P662LO, report No. : JYTSZ-R12-2300399.

4 Measurement Setup and Procedure

4.1 Test Channel

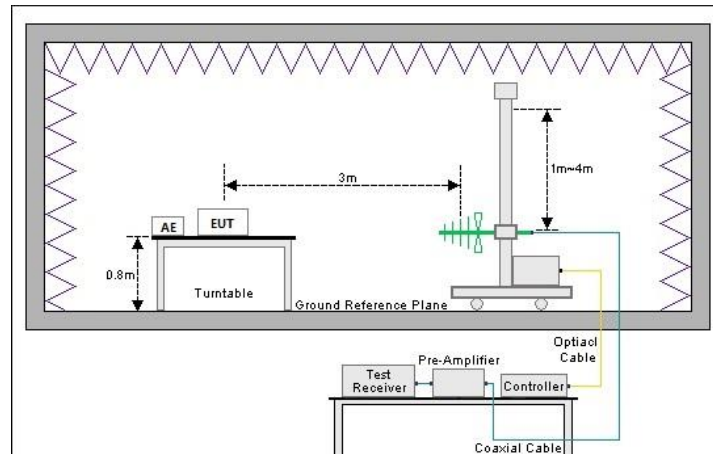
According to ANSI C63.26-2015 chapter 5.1.2.1 Table 2 requirement, select lowest channel, middle channel, and highest channel in the frequency range in which device operates for testing. The detailed frequency points are as follows:

WCDMA band II					
Lowest channel		Middle channel		Highest channel	
Channel No.	Frequency (MHz)	Channel No.	Frequency (MHz)	Channel No.	Frequency (MHz)
9262	1852.4	9400	1880.0	9538	1907.6
WCDMA band IV					
Lowest channel		Middle channel		Highest channel	
Channel No.	Frequency (MHz)	Channel No.	Frequency (MHz)	Channel No.	Frequency (MHz)
1312	1712.4	1413	1732.6	1513	1752.6
WCDMA band V					
Lowest channel		Middle channel		Highest channel	
Channel No.	Frequency (MHz)	Channel No.	Frequency (MHz)	Channel No.	Frequency (MHz)
4132	826.4	4183	836.6	4233	846.6

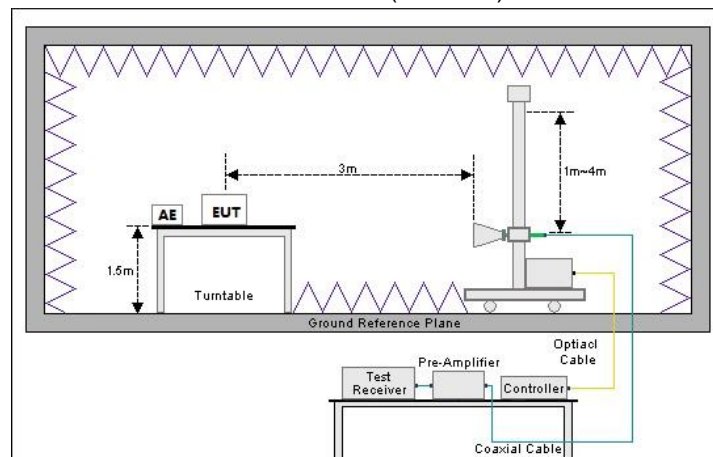
4.2 Test Setup

1) Radiated emission measurement:

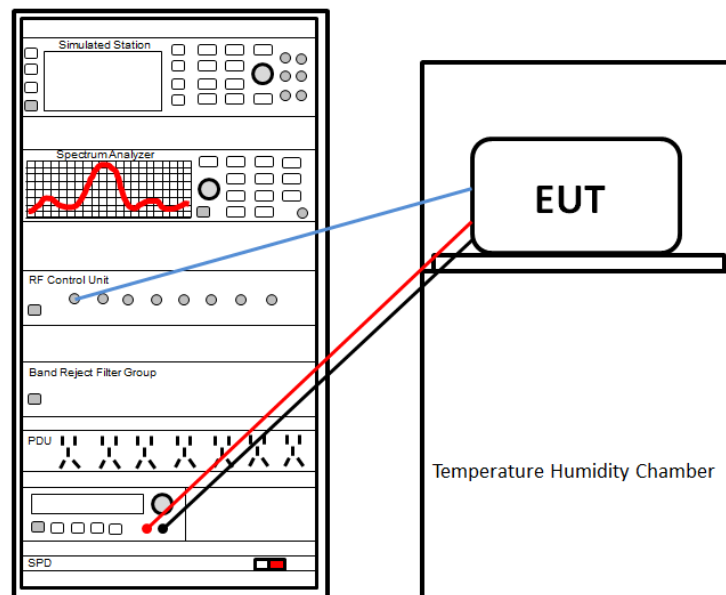
Below 1GHz (3m SAC)



Above 1GHz (3m SAC)



2) Conducted test method



4.3 Test Procedure

Test method	Test step
Radiated emission	<p>For below 1GHz:</p> <ol style="list-style-type: none"> The EUT was placed on the table top of a rotating table 0.8 m the ground at a 3 m semi anechoic chamber. The measurement distance from the EUT to the receiving antenna is 3 m. EUT works in each mode of operation that needs to be tested , and having the EUT continuously working, respectively on 3 axis (X, Y & Z) and considered typical configuration to obtain worst position. The highest signal levels relative to the limit shall be determined by rotating the EUT from 0° to 360° and with varying the measurement antenna height between 1 m and 4 m in vertical and horizontal polarizations. Open the test software to control the test antenna and test turntable. Perform the test, save the test results, and export the test data. <p>For above 1GHz:</p> <ol style="list-style-type: none"> The EUT was placed on the table top of a rotating table 1.5 m the ground at a 3 m fully anechoic room. The measurement distance from the EUT to the receiving antenna is 3 m. EUT works in each mode of operation that needs to be tested , and having the EUT continuously working, respectively on 3 axis (X, Y & Z) and considered typical configuration to obtain worst position. The highest signal levels relative to the limit shall be determined by rotating the EUT from 0° to 360° and with varying the measurement antenna height between 1 m and 4 m in vertical and horizontal polarizations. Open the test software to control the test antenna and test turntable. Perform the test, save the test results, and export the test data.
Conducted test method	<ol style="list-style-type: none"> The WCDMA antenna port of EUT was connected to the test port of the test system through an RF cable. The EUT is keeping in continuous transmission mode and tested in all modulation modes. Open the test software, prepare a test plan, and control the system through the software. After the test is completed, the test report is exported through the test software.

5 Test Results

5.1 Summary

5.1.1 Clause and Data Summary

This report is revised according to the JYTSZ-R12-2300399 report, FCC ID: 2A5RQ-P662LO issued by JianYan Testing Group Shenzhen Co., Ltd. Differences: Update adapter, update memory capacity, updated applicant and applicant address, update manufacturer and manufacturer address, update model and trade mark, update FCC ID, so no need retest.

Test items	Standard clause	Test data	Result
RF Exposure (SAR)	Part 1.1307 Part 2.1093	See SAR Report	Pass
RF Output Power	Part 2.1046 Part 22.913 (a)(5) Part 24.232 (c) Part 27.50 (d)(4)	Please refer to FCC ID : 2A5RQ-P662LO, report No. : JYTSZ-R12-2300399.	Please refer to FCC ID : 2A5RQ-P662LO, report No. : JYTSZ-R12-2300399.
Peak-to-Average Power Ratio	Part 24.232 (d) Part 27.50(d)(5)	Please refer to FCC ID : 2A5RQ-P662LO, report No. : JYTSZ-R12-2300399.	Please refer to FCC ID : 2A5RQ-P662LO, report No. : JYTSZ-R12-2300399.
Modulation Characteristics	Part 2.1047	Please refer to FCC ID : 2A5RQ-P662LO, report No. : JYTSZ-R12-2300399.	Please refer to FCC ID : 2A5RQ-P662LO, report No. : JYTSZ-R12-2300399.
26dB Emission Bandwidth 99% Occupied Bandwidth	Part 2.1049	Please refer to FCC ID : 2A5RQ-P662LO, report No. : JYTSZ-R12-2300399.	Please refer to FCC ID : 2A5RQ-P662LO, report No. : JYTSZ-R12-2300399.
Out of Band Emission at Antenna Terminals	Part 2.1051 Part 22.917 (a) Part 24.238 (a) Part 27.53(h)	Please refer to FCC ID : 2A5RQ-P662LO, report No. : JYTSZ-R12-2300399.	Please refer to FCC ID : 2A5RQ-P662LO, report No. : JYTSZ-R12-2300399.
Field Strength of Spurious Radiation	Part 2.1053 Part 22.917 (a) Part 24.238 (a) Part 27.53(h)	Please refer to FCC ID : 2A5RQ-P662LO, report No. : JYTSZ-R12-2300399.	Please refer to FCC ID : 2A5RQ-P662LO, report No. : JYTSZ-R12-2300399.
Frequency Stability vs. Temperature	Part 22.355 Part 24.235 Part 27.54 Part 2.1055(a)(1)(b)	Please refer to FCC ID : 2A5RQ-P662LO, report No. : JYTSZ-R12-2300399.	Please refer to FCC ID : 2A5RQ-P662LO, report No. : JYTSZ-R12-2300399.
Frequency Stability vs. Voltage	Part 22.355 Part 24.235 Part 27.54 Part 2.1055(d)(2)	Please refer to FCC ID : 2A5RQ-P662LO, report No. : JYTSZ-R12-2300399.	Please refer to FCC ID : 2A5RQ-P662LO, report No. : JYTSZ-R12-2300399.
Remark: 1. Please refer to FCC ID : 2A5RQ-P662LO, report No. : JYTSZ-R12-2300399 issue by JianYan Testing Group Shenzhen Co., Ltd.			
Test Method:	ANSI/TIA-603-E-2016 ANSI C63.26-2015		

5.1.2 Test Limit

Test items	Limit																																
RF Output Power	WCDMA band II: 2W EIRP WCDMA band IV: 1W EIRP WCDMA band V: 7W ERP																																
Peak-to-Average Power Ratio	The peak-to-average ratio (PAR) of the transmission may not exceed 13 dB																																
Modulation Characteristics	N/A																																
26dB Emission Bandwidth 99% Occupied Bandwidth	N/A																																
Out of Band Emission at Antenna Terminals Field Strength of Spurious Radiation	The power of any emission outside of the authorized operating frequency ranges must be attenuated below the transmitting power (P) by a factor of at least 43 + 10 log(P) dB.																																
Frequency Stability vs. Temperature Frequency Stability vs. Voltage	WCDMA band II: The frequency stability shall be sufficient to ensure that the fundamental emission stays within the authorized frequency block. WCDMA band IV: The frequency stability shall be sufficient to ensure that the fundamental emissions stay within the authorized bands of operation. WCDMA band V: Except as otherwise provided in this part, the carrier frequency of each transmitter in the Public Mobile Services must be maintained within the tolerances given in Table C-1 of this section. TABLE C-1—FREQUENCY TOLERANCE FOR TRANSMITTERS IN THE PUBLIC MOBILE SERVICES <table><tr><th>Frequency range (MHz)</th><th>Base, fixed (ppm)</th><th>Mobile >3 watts (ppm)</th><th>Mobile ≤3 watts (ppm)</th></tr><tr><td>25 to 50</td><td>20.0</td><td>20.0</td><td>50.0</td></tr><tr><td>50 to 450</td><td>5.0</td><td>5.0</td><td>50.0</td></tr><tr><td>450 to 512</td><td>2.5</td><td>5.0</td><td>5.0</td></tr><tr><td>821 to 896</td><td>1.5</td><td>2.5</td><td>2.5</td></tr><tr><td>928 to 929</td><td>5.0</td><td>n/a</td><td>n/a</td></tr><tr><td>929 to 960</td><td>1.5</td><td>n/a</td><td>n/a</td></tr><tr><td>2110 to 2220</td><td>10.0</td><td>n/a</td><td>n/a</td></tr></table>	Frequency range (MHz)	Base, fixed (ppm)	Mobile >3 watts (ppm)	Mobile ≤3 watts (ppm)	25 to 50	20.0	20.0	50.0	50 to 450	5.0	5.0	50.0	450 to 512	2.5	5.0	5.0	821 to 896	1.5	2.5	2.5	928 to 929	5.0	n/a	n/a	929 to 960	1.5	n/a	n/a	2110 to 2220	10.0	n/a	n/a
Frequency range (MHz)	Base, fixed (ppm)	Mobile >3 watts (ppm)	Mobile ≤3 watts (ppm)																														
25 to 50	20.0	20.0	50.0																														
50 to 450	5.0	5.0	50.0																														
450 to 512	2.5	5.0	5.0																														
821 to 896	1.5	2.5	2.5																														
928 to 929	5.0	n/a	n/a																														
929 to 960	1.5	n/a	n/a																														
2110 to 2220	10.0	n/a	n/a																														

-----End of report-----