

LifeSmart

Simply Brilliant

CUBE Environmental Sensor Model. LS063WH

Setting up your LifeSmart™ CUBE Environmental Sensor

User Guide Version 1.0

PRODUCT INTRODUCTION

Combine the LifeSmart™ CUBE Environmental Sensor with your LifeSmart™ Smart Station and other devices to make your life simple, and to let you monitor, control, and even automate your home or office environment. The values of temperature, humidity and illuminance are simultaneously displayed on LCD screen and App. Care for your pets and loved ones with 24 hour access and stay informed of changing security and environmental conditions. You can even choose automatic actions such as controlling your air conditioner, humidifier, or dehumidifier based on temperature, humidity, or lighting conditions. The LifeSmart™ App will keep you aware of temperature and other conditions in your home so that you can interact with your home and loved ones anytime. Brilliant and simple, get ready to experience carefree smart home living that the whole family can enjoy.

Disposal And Recycling Information

This symbol indicates that this product and/or battery should not be disposed of with household waste. When you decide to dispose of this product and/or its battery, do so in accordance with local environmental laws and guidelines.



FCC STATEMENT

1. This device complies with Part 15 of the FCC Rules. Operation is subject to the following two conditions:
 - This device may not cause harmful interference.
 - This device must accept any interference received, including interference that may cause undesired operation.
2. Changes or modifications not expressly approved by the party responsible for compliance could void the user's authority to operate the equipment.

NOTE

This equipment has been tested and found to comply with the limits for a Class B digital device, pursuant to Part 15 of the FCC Rules. These limits are designed to provide reasonable protection against harmful interference in a residential installation.

This equipment generates uses and can radiate radio frequency energy and, if not installed and used in accordance with the instructions, may cause harmful interference to radio communications. However, there is no guarantee that interference will not occur in a particular installation. If this equipment does cause harmful interference to radio or television reception, which can be determined by turning the equipment off and on, the user is encouraged to try to correct the interference by one or more of the following measures:

- Reorient or relocate the receiving antenna.
- Increase the separation between the equipment and receiver.
- Connect the equipment into an outlet on a circuit different from that to which the receiver is connected.
- Consult the dealer or an experienced radio/TV technician for help.

DECLARATION

LifeSmart™ is a trademark of Hangzhou LifeSmart Technology Co., Ltd. As for the trademarks, product logos and product names from other companies presented within this manual, they are possessed by their own right holders. Without our written permission, no entity or individual shall extract, copy or disseminate in part or the whole of the manual contents in any form. Due to product version upgrades or other reasons, content of this manual may change. Our company reserves the right to change the contents of this manual without any notice. This manual is used only for instructional purposes. We strive to provide accurate information in this manual, but we are not able to ensure that the content of this manual is current. Statements, information and advice in this manual do not constitute any expressed or implied assurance. Updated manuals are available on our website at www.lifefmart.com or by contacting our Happiness Team.

WARRANTY DESCRIPTION

Thank you for purchasing this LifeSmart™ product. In order to protect your rights, please read the following content carefully: The warranty period of our company's products is one year from the date of purchase or longer if local laws impose a longer minimum term, in which case the minimum term is the warranty period. During the warranty period, any faults caused by the product itself or for quality problems that arise under normal usage, LifeSmart™ will provide a free replacement.

ATTENTION

The following conditions are not covered by the warranty:

- Product failure or damage caused by installation, use, and maintenance that is not in accordance with the product instructions;
- Products beyond the warranty period;
- Products that have the barcode tampered with or removed;
- Devices that have been tampered with or customized outside of LifeSmart™ Terms Of Service as on the LifeSmart™ App and website;
- User-caused damage, such as inappropriate voltage input, high temperature, accidental spillage, physical damage, etc;
- Product failure or damage caused by force majeure such as earthquakes, fires, or floods;
- Product failure or damage caused by other problems except the product itself.

EASY SETUP

Your CUBE Environmental Sensor requires a LifeSmart™ Smart Station and the LifeSmart™ App to operate. Please download the App to your smart device and set up your Smart Station before proceeding. The App is available by scanning the following QR Code or going directly to the Google Play or IOS App Store.

▶ Method 1



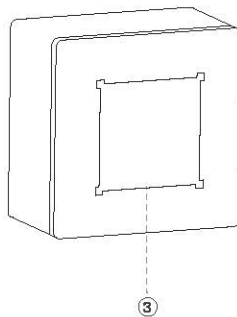
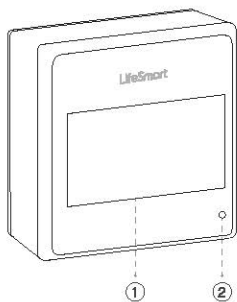
▶ Method 2



- ① Open the LifeSmart™ App and initiate adding a device.
- ② Open the battery cover and take out the plastic strip from your CUBE Environmental Sensor.
- ③ Press the back button on the CUBE Clicker for 5 seconds until the indicator light starts flashing to indicate that pairing is in progress.
- ④ You will be prompted in the App when pairing is complete.
- ⑤ Remove adhesive tape and install the mounting bracket wherever you want to mount the sensor with attention to heat and humidity sources such as stovetops, ovens, and showers.

For technical support or FAQ's please visit us at www.lifesmart.com and find out how to contact our happiness team in your region.

CUBE ENVIRONMENTAL SENSOR




- ① LCD Screen
- ② Light Sensor
- ③ Battery Cover

IN YOUR PACKAGE

- CUBE Environmental Sensor 1
- Double Sided Tape 1
- User Guide 1

SPECIFICATIONS

Size	38*38*16.2mm
Weight	25g
Wireless distance	200m (open field)
Operating frequency	433MHz GFSK
Operating temperature	-20 ~ 40°C
Operating humidity	5~ 90%
Standby time	≥ 12 months (standard environment)
Regulatory certification	FCC ID: 2AJMI-00LS063  RoHS