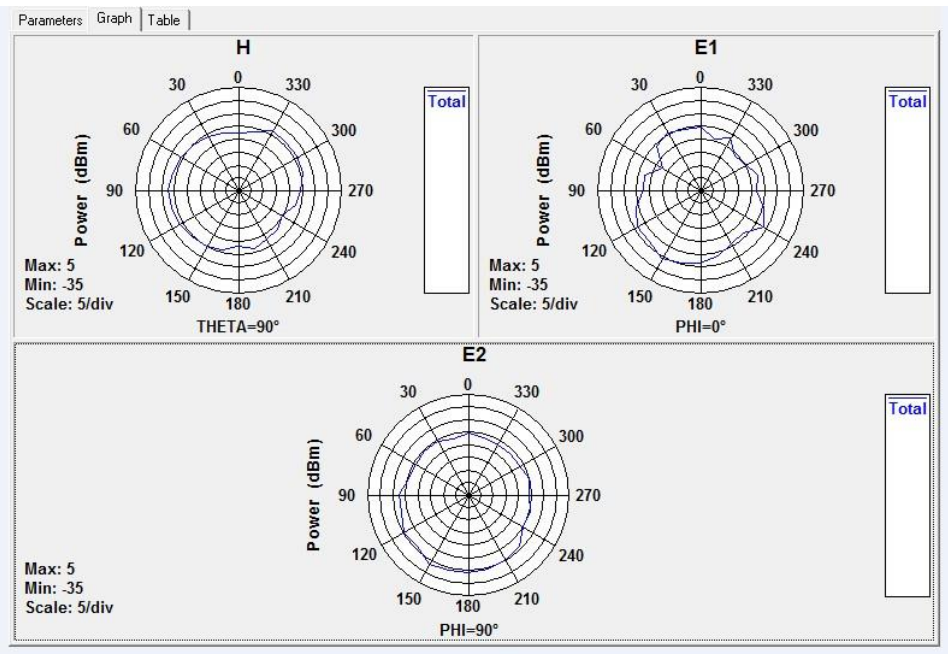


BLE Antenna Test Report

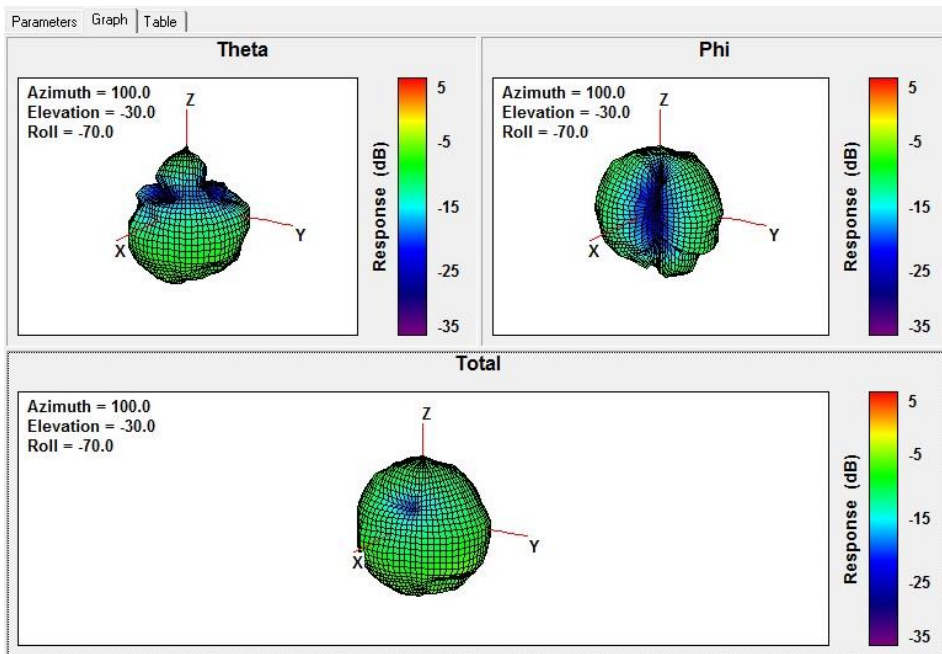
Test Data

Frequency (MHz)	Efficiency (dB)	Efficiency (%)	Gain (dBi)
2400	-9.8041	10.4614	-3.18787
2405	-9.47939	11.2736	-3.02116
2410	-9.60191	10.96	-3.06801
2415	-9.61786	10.9198	-2.65459
2420	-9.68221	10.7592	-2.97583
2425	-9.72227	10.6604	-3.0127
2430	-9.28149	11.7991	-2.62967
2435	-9.39825	11.4862	-2.6458
2440	-9.29408	11.765	-2.5427
2445	-9.20258	12.0155	-2.46454
2450	-9.41201	11.4498	-2.54691
2455	-9.20843	11.9993	-2.44886
2460	-9.59213	10.9847	-2.73185
2465	-9.74988	10.5928	-2.76304
2470	-9.62387	10.9047	-2.47866
2475	-9.81114	10.4445	-2.86665
2480	-9.54545	11.1034	-2.56325
2485	-9.41317	11.4468	-2.51253
2490	-9.42917	11.4047	-2.45885

2D



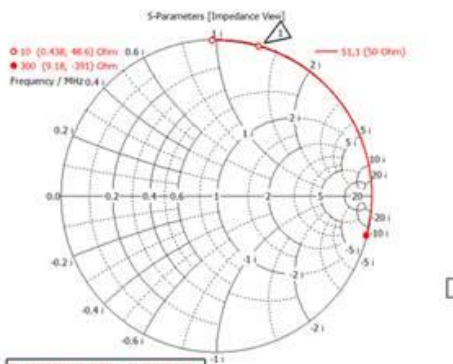
3D



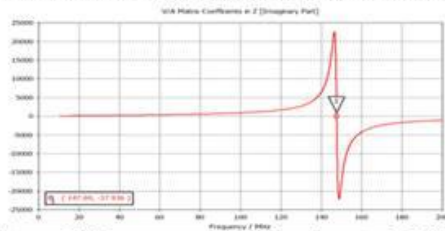
RFID Test Data

Titan RFPASS – RFID PCB Antenna

Results – Intrinsic Impedance and Matching



Simulated Coil Impedance = $(0.5298 \Omega + j66.0542) = 0.775 \mu\text{H}$



Antenna Self-Resonance = 148 MHz (requirement > 35 MHz)

