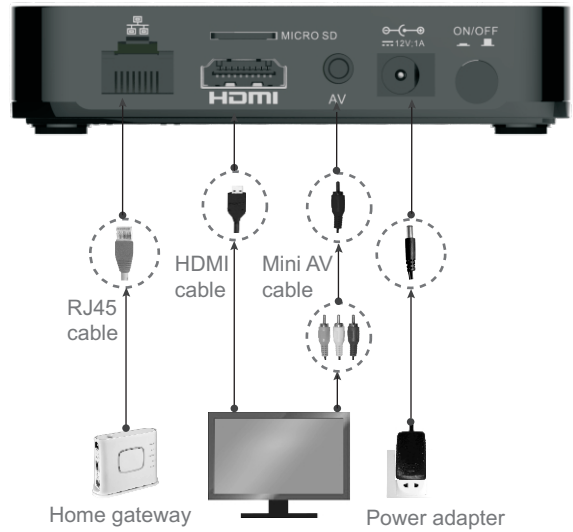



TBO PLAY IPTV STB User Guide

1 Appearance and Connecting Cables




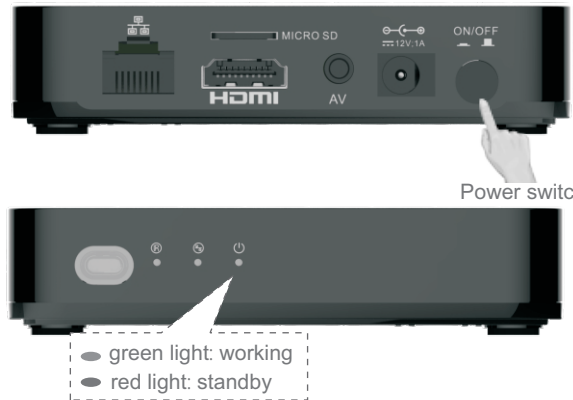
* You can select a wireless network. This function is applicable only to STBs with built-in Wi-Fi.

2 Select the TV Signal Source



- Connect the choose the TV or AV
- Connect the choose the HDMI.

3 Starting the STB



Remote Control

No.	Item	Description
1		Switch the status of TV Set between working and standby.
		Reserved key (defined by EPG).
2		Move the cursor upward, downward, leftward or rightward in EPG.
		Confirm an operation.
3		Show more options menu.
		Shortcut to homepage.
		Return to previous menu.
4		Change audio volume of STB.
		Mute/resume the audio.
		Change audio volume of STB.

This equipment has been tested and found to comply with the limits for a Class B digital device, pursuant to Part 15 of the FCC Rules. These limits are designed to provide reasonable protection against harmful interference in a residential installation. This equipment generates uses and can radiate radio frequency energy and, if not installed and used in accordance with the instructions, may cause harmful interference to radio communications. However, there is no guarantee that interference will not occur in a particular installation. If this equipment does cause harmful interference to radio or television reception, which can be determined by turning the equipment off and on, the user is encouraged to try to correct the interference by one or more of the following measures:

- Reorient or relocate the receiving antenna.
- Increase the separation between the equipment and receiver.
- Connect the equipment into an outlet on a circuit different from that to which the receiver is connected.
- Consult the dealer or an experienced radio/TV technician for help.

Changes or modifications not expressly approved by the party responsible for compliance could void the user's authority to operate the equipment.

This device complies with part 15 of the FCC Rules. Operation is subject to the following two conditions:

- (1) This device may not cause harmful interference, and (2) this device must accept any interference received, including interference that may cause undesired operation.

The distance between user and products should be no less than 20cm