

1.1. DAE4 Calibration Certificate

**Calibration Laboratory of
Schmid & Partner
Engineering AG**
Zeughausstrasse 43, 8004 Zurich, Switzerland



S Schweizerischer Kalibrierdienst
C Service suisse d'étalonnage
S Servizio svizzero di taratura
S Swiss Calibration Service

Accredited by the Swiss Accreditation Service (SAS)
The Swiss Accreditation Service is one of the signatories to the EA
Multilateral Agreement for the recognition of calibration certificates

Accreditation No.: **SCS 0108**

Client **CCIC - HTW (Auden)**

Certificate No: **DAE4-1549_Apr18**

| CALIBRATION CERTIFICATE | | | | | | | | | | | | | | | | | | | | | | | |
|--|---|-----------------------------------|------------------------|-------------------|------|----------------------------|-----------------------|-------------------------------|-------------|----------------------|--------|---------------------|------|-----------------------|-----------------|---------------------------|--------------------|----------------------------|------------------------|---------------------|--------------------|----------------------------|------------------------|
| Object | DAE4 - SD 000 D04 BN - SN: 1549 | | | | | | | | | | | | | | | | | | | | | | |
| Calibration procedure(s) | QA CAL-06.v29 Calibration procedure for the data acquisition electronics (DAE) | | | | | | | | | | | | | | | | | | | | | | |
| Calibration date: | April 25, 2018 | | | | | | | | | | | | | | | | | | | | | | |
| <p>This calibration certificate documents the traceability to national standards, which realize the physical units of measurements (SI). The measurements and the uncertainties with confidence probability are given on the following pages and are part of the certificate.</p> <p>All calibrations have been conducted in the closed laboratory facility; environment temperature (22 ± 3)°C and humidity < 70%.</p> <p>Calibration Equipment used (M&TE critical for calibration)</p> <table border="1"> <thead> <tr> <th>Primary Standards</th> <th>ID #</th> <th>Cal Date (Certificate No.)</th> <th>Scheduled Calibration</th> </tr> </thead> <tbody> <tr> <td>Keithley Multimeter Type 2001</td> <td>SN: 0810278</td> <td>31-Aug-17 (No:21092)</td> <td>Aug-18</td> </tr> <tr> <th>Secondary Standards</th> <th>ID #</th> <th>Check Date (in house)</th> <th>Scheduled Check</th> </tr> <tr> <td>Auto DAE Calibration Unit</td> <td>SE UWS 063 AA 1001</td> <td>04-Jan-18 (in house check)</td> <td>In house check: Jan-19</td> </tr> <tr> <td>Calibrator Box V2.1</td> <td>SE UMS 006 AA 1002</td> <td>04-Jan-18 (in house check)</td> <td>In house check: Jan-19</td> </tr> </tbody> </table> | | | | Primary Standards | ID # | Cal Date (Certificate No.) | Scheduled Calibration | Keithley Multimeter Type 2001 | SN: 0810278 | 31-Aug-17 (No:21092) | Aug-18 | Secondary Standards | ID # | Check Date (in house) | Scheduled Check | Auto DAE Calibration Unit | SE UWS 063 AA 1001 | 04-Jan-18 (in house check) | In house check: Jan-19 | Calibrator Box V2.1 | SE UMS 006 AA 1002 | 04-Jan-18 (in house check) | In house check: Jan-19 |
| Primary Standards | ID # | Cal Date (Certificate No.) | Scheduled Calibration | | | | | | | | | | | | | | | | | | | | |
| Keithley Multimeter Type 2001 | SN: 0810278 | 31-Aug-17 (No:21092) | Aug-18 | | | | | | | | | | | | | | | | | | | | |
| Secondary Standards | ID # | Check Date (in house) | Scheduled Check | | | | | | | | | | | | | | | | | | | | |
| Auto DAE Calibration Unit | SE UWS 063 AA 1001 | 04-Jan-18 (in house check) | In house check: Jan-19 | | | | | | | | | | | | | | | | | | | | |
| Calibrator Box V2.1 | SE UMS 006 AA 1002 | 04-Jan-18 (in house check) | In house check: Jan-19 | | | | | | | | | | | | | | | | | | | | |
| Calibrated by: | Name Eric Hainfeld | Function Laboratory Technician | Signature | | | | | | | | | | | | | | | | | | | | |
| Approved by: | Sven Kühn | Deputy Manager | | | | | | | | | | | | | | | | | | | | | |
| This calibration certificate shall not be reproduced except in full without written approval of the laboratory. | | | Issued: April 25, 2018 | | | | | | | | | | | | | | | | | | | | |

**Calibration Laboratory of
Schmid & Partner
Engineering AG**
Zeughausstrasse 43, 8004 Zurich, Switzerland



S Schweizerischer Kalibrierdienst
C Service suisse d'étalonnage
S Servizio svizzero di taratura
S Swiss Calibration Service

Accredited by the Swiss Accreditation Service (SAS)
The Swiss Accreditation Service is one of the signatories to the EA
Multilateral Agreement for the recognition of calibration certificates

Accreditation No.: **SCS 0108**

Glossary

DAE data acquisition electronics
Connector angle information used in DASY system to align probe sensor X to the robot coordinate system.

Methods Applied and Interpretation of Parameters

- *DC Voltage Measurement:* Calibration Factor assessed for use in DASY system by comparison with a calibrated instrument traceable to national standards. The figure given corresponds to the full scale range of the voltmeter in the respective range.
- *Connector angle:* The angle of the connector is assessed measuring the angle mechanically by a tool inserted. Uncertainty is not required.
- The following parameters as documented in the Appendix contain technical information as a result from the performance test and require no uncertainty.
 - *DC Voltage Measurement Linearity:* Verification of the Linearity at +10% and -10% of the nominal calibration voltage. Influence of offset voltage is included in this measurement.
 - *Common mode sensitivity:* Influence of a positive or negative common mode voltage on the differential measurement.
 - *Channel separation:* Influence of a voltage on the neighbor channels not subject to an input voltage.
 - *AD Converter Values with inputs shorted:* Values on the internal AD converter corresponding to zero input voltage
 - *Input Offset Measurement:* Output voltage and statistical results over a large number of zero voltage measurements.
 - *Input Offset Current:* Typical value for information; Maximum channel input offset current, not considering the input resistance.
 - *Input resistance:* Typical value for information: DAE input resistance at the connector, during internal auto-zeroing and during measurement.
 - *Low Battery Alarm Voltage:* Typical value for information. Below this voltage, a battery alarm signal is generated.
 - *Power consumption:* Typical value for information. Supply currents in various operating modes.

DC Voltage Measurement

A/D - Converter Resolution nominal

High Range: 1LSB = 6.1 μ V, full range = -100...+300 mV
 Low Range: 1LSB = 61nV, full range = -1.....+3mV

DASY measurement parameters: Auto Zero Time: 3 sec; Measuring time: 3 sec

| Calibration Factors | X | Y | Z |
|---------------------|---------------------------|---------------------------|---------------------------|
| High Range | 406.286 \pm 0.02% (k=2) | 405.992 \pm 0.02% (k=2) | 406.121 \pm 0.02% (k=2) |
| Low Range | 3.98481 \pm 1.50% (k=2) | 3.99129 \pm 1.50% (k=2) | 3.99380 \pm 1.50% (k=2) |

Connector Angle

| | |
|---|------------------------------------|
| Connector Angle to be used in DASY system | 19.5 $^{\circ}$ \pm 1 $^{\circ}$ |
|---|------------------------------------|

Appendix (Additional assessments outside the scope of SCS0108)

1. DC Voltage Linearity

| High Range | | Reading (μV) | Difference (μV) | Error (%) |
|------------|---------|---------------------------|------------------------------|-----------|
| Channel X | + Input | 200032.88 | -6.49 | -0.00 |
| Channel X | + Input | 20007.86 | 2.59 | 0.01 |
| Channel X | - Input | -19999.45 | 5.51 | -0.03 |
| Channel Y | + Input | 200041.48 | 8.18 | 0.00 |
| Channel Y | + Input | 20005.02 | -0.19 | -0.00 |
| Channel Y | - Input | -20006.61 | -1.53 | 0.01 |
| Channel Z | + Input | 200032.37 | -0.87 | -0.00 |
| Channel Z | + Input | 20003.95 | -1.15 | -0.01 |
| Channel Z | - Input | -20006.60 | -1.44 | 0.01 |

| Low Range | | Reading (μV) | Difference (μV) | Error (%) |
|-----------|---------|---------------------------|------------------------------|-----------|
| Channel X | + Input | 2001.67 | 0.37 | 0.02 |
| Channel X | + Input | 201.82 | 0.29 | 0.15 |
| Channel X | - Input | -198.25 | 0.31 | -0.16 |
| Channel Y | + Input | 2001.35 | 0.05 | 0.00 |
| Channel Y | + Input | 200.82 | -0.59 | -0.29 |
| Channel Y | - Input | -199.06 | -0.48 | 0.24 |
| Channel Z | + Input | 2000.94 | -0.41 | -0.02 |
| Channel Z | + Input | 200.84 | -0.55 | -0.27 |
| Channel Z | - Input | -199.79 | -1.17 | 0.59 |

2. Common mode sensitivity

DASY measurement parameters: Auto Zero Time: 3 sec; Measuring time: 3 sec

| | Common mode Input Voltage (mV) | High Range Average Reading (μV) | Low Range Average Reading (μV) |
|-----------|--------------------------------|--|---|
| Channel X | 200 | -15.83 | -18.16 |
| | - 200 | 21.36 | 19.06 |
| Channel Y | 200 | 20.98 | 20.64 |
| | - 200 | -22.25 | -22.23 |
| Channel Z | 200 | 5.37 | 5.05 |
| | - 200 | -7.46 | -7.54 |

3. Channel separation

DASY measurement parameters: Auto Zero Time: 3 sec; Measuring time: 3 sec

| | Input Voltage (mV) | Channel X (μV) | Channel Y (μV) | Channel Z (μV) |
|-----------|--------------------|-----------------------------|-----------------------------|-----------------------------|
| Channel X | 200 | - | -1.66 | -2.66 |
| Channel Y | 200 | 5.97 | - | -0.75 |
| Channel Z | 200 | 9.87 | 3.19 | - |

4. AD-Converter Values with inputs shorted

DASY measurement parameters: Auto Zero Time: 3 sec; Measuring time: 3 sec

| | High Range (LSB) | Low Range (LSB) |
|-----------|------------------|-----------------|
| Channel X | 16424 | 16943 |
| Channel Y | 15770 | 17113 |
| Channel Z | 15616 | 15207 |

5. Input Offset Measurement

DASY measurement parameters: Auto Zero Time: 3 sec; Measuring time: 3 sec
Input 10MΩ

| | Average (μV) | min. Offset (μV) | max. Offset (μV) | Std. Deviation (μV) |
|-----------|--------------|------------------|------------------|---------------------|
| Channel X | -0.33 | -1.57 | 0.89 | 0.48 |
| Channel Y | 0.13 | -0.93 | 1.54 | 0.52 |
| Channel Z | -0.98 | -2.13 | 0.50 | 0.47 |

6. Input Offset Current

Nominal Input circuitry offset current on all channels: <25fA

7. Input Resistance (Typical values for information)

| | Zeroing (kOhm) | Measuring (MOhm) |
|-----------|----------------|------------------|
| Channel X | 200 | 200 |
| Channel Y | 200 | 200 |
| Channel Z | 200 | 200 |

8. Low Battery Alarm Voltage (Typical values for information)

| Typical values | Alarm Level (VDC) |
|----------------|-------------------|
| Supply (+ Vcc) | +7.9 |
| Supply (- Vcc) | -7.6 |

9. Power Consumption (Typical values for information)

| Typical values | Switched off (mA) | Stand by (mA) | Transmitting (mA) |
|----------------|-------------------|---------------|-------------------|
| Supply (+ Vcc) | +0.01 | +6 | +14 |
| Supply (- Vcc) | -0.01 | -8 | -9 |

1.2. Probe Calibration Certificate

**Calibration Laboratory of
Schmid & Partner
Engineering AG**
Zeughausstrasse 43, 8004 Zurich, Switzerland



S Schweizerischer Kalibrierdienst
C Service suisse d'étalonnage
S Servizio svizzero di taratura
S Swiss Calibration Service

Accredited by the Swiss Accreditation Service (SAS)
The Swiss Accreditation Service is one of the signatories to the EA
Multilateral Agreement for the recognition of calibration certificates

Accreditation No.: **SCS 0108**

Client **CCIC-HTW (Auden)**

Certificate No: **EX3-7494_Feb18**

CALIBRATION CERTIFICATE

Object **EX3DV4 - SN:7494**

Calibration procedure(s) **QA CAL-01.v9, QA CAL-12.v9, QA CAL-14.v4, QA CAL-23.v5,
QA CAL-25.v6
Calibration procedure for dosimetric E-field probes**

Calibration date: **February 26, 2018**

This calibration certificate documents the traceability to national standards, which realize the physical units of measurements (SI).
The measurements and the uncertainties with confidence probability are given on the following pages and are part of the certificate.

All calibrations have been conducted in the closed laboratory facility: environment temperature (22 ± 3)°C and humidity < 70%.

Calibration Equipment used (M&TE critical for calibration)

| Primary Standards | ID | Cal Date (Certificate No.) | Scheduled Calibration |
|----------------------------|------------------|-----------------------------------|------------------------|
| Power meter NRP | SN: 104778 | 04-Apr-17 (No. 217-02521/02522) | Apr-18 |
| Power sensor NRP-Z91 | SN: 103244 | 04-Apr-17 (No. 217-02521) | Apr-18 |
| Power sensor NRP-Z91 | SN: 103245 | 04-Apr-17 (No. 217-02525) | Apr-18 |
| Reference 20 dB Attenuator | SN: S5277 (20x) | 07-Apr-17 (No. 217-02528) | Apr-18 |
| Reference Probe ES3DV2 | SN: 3013 | 30-Dec-17 (No. ES3-3013_Dec17) | Dec-18 |
| DAE4 | SN: 660 | 21-Dec-17 (No. DAE4-660_Dec17) | Dec-18 |
| Secondary Standards | ID | Check Date (in house) | Scheduled Check |
| Power meter E4419B | SN: GB41293874 | 06-Apr-16 (in house check Jun-16) | In house check: Jun-18 |
| Power sensor E4412A | SN: MY41498087 | 06-Apr-16 (in house check Jun-16) | In house check: Jun-18 |
| Power sensor E4412A | SN: 000110210 | 06-Apr-16 (in house check Jun-16) | In house check: Jun-18 |
| RF generator HP 8648C | SN: US3642U01700 | 04-Aug-99 (in house check Jun-16) | In house check: Jun-18 |
| Network Analyzer HP 8753E | SN: US37390585 | 18-Oct-01 (in house check Oct-17) | In house check: Oct-18 |

| | Name | Function | Signature |
|----------------|----------------|-----------------------|---------------------------|
| Calibrated by: | Jeton Kastrati | Laboratory Technician | |
| Approved by: | Katja Pokovic | Technical Manager | |
| | | | Issued: February 27, 2018 |

This calibration certificate shall not be reproduced except in full without written approval of the laboratory.

**Calibration Laboratory of
Schmid & Partner
Engineering AG**
Zeughausstrasse 43, 8004 Zurich, Switzerland



S Schweizerischer Kalibrierdienst
C Service suisse d'étalonnage
S Servizio svizzero di taratura
S Swiss Calibration Service

Accredited by the Swiss Accreditation Service (SAS)

Accreditation No.: **SCS 0108**

The Swiss Accreditation Service is one of the signatories to the EA
Multilateral Agreement for the recognition of calibration certificates

Glossary:

| | |
|--------------------------|---|
| TSL | tissue simulating liquid |
| NORM _{x,y,z} | sensitivity in free space |
| ConvF | sensitivity in TSL / NORM _{x,y,z} |
| DCP | diode compression point |
| CF | crest factor (1/duty_cycle) of the RF signal |
| A, B, C, D | modulation dependent linearization parameters |
| Polarization φ | φ rotation around probe axis |
| Polarization ϑ | ϑ rotation around an axis that is in the plane normal to probe axis (at measurement center), i.e., $\vartheta = 0$ is normal to probe axis |
| Connector Angle | information used in DASY system to align probe sensor X to the robot coordinate system |

Calibration is Performed According to the Following Standards:

- a) IEEE Std 1528-2013, "IEEE Recommended Practice for Determining the Peak Spatial-Averaged Specific Absorption Rate (SAR) in the Human Head from Wireless Communications Devices: Measurement Techniques", June 2013
- b) IEC 62209-1, "Measurement procedure for the assessment of Specific Absorption Rate (SAR) from hand-held and body-mounted devices used next to the ear (frequency range of 300 MHz to 6 GHz)", July 2016
- c) IEC 62209-2, "Procedure to determine the Specific Absorption Rate (SAR) for wireless communication devices used in close proximity to the human body (frequency range of 30 MHz to 6 GHz)", March 2010
- d) KDB 865664, "SAR Measurement Requirements for 100 MHz to 6 GHz"

Methods Applied and Interpretation of Parameters:

- *NORM_{x,y,z}*: Assessed for E-field polarization $\vartheta = 0$ ($f \leq 900$ MHz in TEM-cell; $f > 1800$ MHz: R22 waveguide). *NORM_{x,y,z}* are only intermediate values, i.e., the uncertainties of *NORM_{x,y,z}* does not affect the E^2 -field uncertainty inside TSL (see below *ConvF*).
- *NORM(f)_{x,y,z} = NORM_{x,y,z} * frequency_response* (see Frequency Response Chart). This linearization is implemented in DASY4 software versions later than 4.2. The uncertainty of the frequency response is included in the stated uncertainty of *ConvF*.
- *DCP_{x,y,z}*: DCP are numerical linearization parameters assessed based on the data of power sweep with CW signal (no uncertainty required). DCP does not depend on frequency nor media.
- *PAR*: PAR is the Peak to Average Ratio that is not calibrated but determined based on the signal characteristics
- *A_{x,y,z}; B_{x,y,z}; C_{x,y,z}; D_{x,y,z}; VR_{x,y,z}; A, B, C, D* are numerical linearization parameters assessed based on the data of power sweep for specific modulation signal. The parameters do not depend on frequency nor media. *VR* is the maximum calibration range expressed in RMS voltage across the diode.
- *ConvF and Boundary Effect Parameters*: Assessed in flat phantom using E-field (or Temperature Transfer Standard for $f \leq 800$ MHz) and inside waveguide using analytical field distributions based on power measurements for $f > 800$ MHz. The same setups are used for assessment of the parameters applied for boundary compensation (alpha, depth) of which typical uncertainty values are given. These parameters are used in DASY4 software to improve probe accuracy close to the boundary. The sensitivity in TSL corresponds to *NORM_{x,y,z} * ConvF* whereby the uncertainty corresponds to that given for *ConvF*. A frequency dependent *ConvF* is used in DASY version 4.4 and higher which allows extending the validity from ± 50 MHz to ± 100 MHz.
- *Spherical isotropy (3D deviation from isotropy)*: in a field of low gradients realized using a flat phantom exposed by a patch antenna.
- *Sensor Offset*: The sensor offset corresponds to the offset of virtual measurement center from the probe tip (on probe axis). No tolerance required.
- *Connector Angle*: The angle is assessed using the information gained by determining the *NORM_x* (no uncertainty required).

EX3DV4 – SN:7494

February 26, 2018

Probe EX3DV4

SN:7494

Manufactured: March 20, 2017
Calibrated: February 26, 2018

Calibrated for DASY/EASY Systems
(Note: non-compatible with DASY2 system!)

EX3DV4- SN:7494

February 26, 2018

DASY/EASY - Parameters of Probe: EX3DV4 - SN:7494

Basic Calibration Parameters

| | Sensor X | Sensor Y | Sensor Z | Unc (k=2) |
|---|----------|----------|----------|---------------|
| Norm ($\mu\text{V}/(\text{V}/\text{m})^2$) ^A | 0.40 | 0.46 | 0.38 | $\pm 10.1 \%$ |
| DCP (mV) ^B | 96.1 | 100.9 | 97.7 | |

Modulation Calibration Parameters

| UID | Communication System Name | | A dB | B dB $\sqrt{\mu\text{V}}$ | C | D dB | VR mV | Unc ^E (k=2) |
|-----|---------------------------|---|---------|------------------------------|-----|---------|----------|---------------------------|
| 0 | CW | X | 0.0 | 0.0 | 1.0 | 0.00 | 139.9 | $\pm 3.0 \%$ |
| | | Y | 0.0 | 0.0 | 1.0 | | 130.5 | |
| | | Z | 0.0 | 0.0 | 1.0 | | 141.2 | |

Note: For details on UID parameters see Appendix.

Sensor Model Parameters

| | C1 fF | C2 fF | α V^{-1} | T1 $\text{ms}\cdot\text{V}^{-2}$ | T2 $\text{ms}\cdot\text{V}^{-1}$ | T3 ms | T4 V^{-2} | T5 V^{-1} | T6 |
|---|----------|----------|-----------------------------|-------------------------------------|-------------------------------------|----------|-----------------------|-----------------------|-------|
| X | 35.16 | 262.6 | 35.64 | 5.712 | 0.042 | 5.019 | 0.180 | 0.312 | 1.002 |
| Y | 33.86 | 260.4 | 37.41 | 4.029 | 0.204 | 5.030 | 0.324 | 0.359 | 1.006 |
| Z | 29.60 | 221.1 | 35.61 | 5.101 | 0.000 | 5.027 | 0.562 | 0.186 | 1.003 |

The reported uncertainty of measurement is stated as the standard uncertainty of measurement multiplied by the coverage factor $k=2$, which for a normal distribution corresponds to a coverage probability of approximately 95%.

^A The uncertainties of Norm X,Y,Z do not affect the E^2 -field uncertainty inside TSL (see Pages 5 and 6).

^B Numerical linearization parameter; uncertainty not required.

^E Uncertainty is determined using the max. deviation from linear response applying rectangular distribution and is expressed for the square of the field value.

EX3DV4– SN:7494

February 26, 2018

DASY/EASY - Parameters of Probe: EX3DV4 - SN:7494**Calibration Parameter Determined in Head Tissue Simulating Media**

| f (MHz) ^C | Relative Permittivity ^F | Conductivity (S/m) ^F | ConvF X | ConvF Y | ConvF Z | Alpha ^G | Depth (mm) ^D | Unc (k=2) |
|----------------------|------------------------------------|---------------------------------|---------|---------|---------|--------------------|-------------------------|-----------|
| 150 | 52.3 | 0.76 | 13.63 | 13.63 | 13.63 | 0.00 | 1.00 | ± 13.3 % |
| 450 | 43.5 | 0.87 | 11.70 | 11.70 | 11.70 | 0.14 | 1.25 | ± 13.3 % |
| 750 | 41.9 | 0.89 | 11.02 | 11.02 | 11.02 | 0.43 | 0.86 | ± 12.0 % |
| 835 | 41.5 | 0.90 | 10.73 | 10.73 | 10.73 | 0.44 | 0.82 | ± 12.0 % |
| 1750 | 40.1 | 1.37 | 9.23 | 9.23 | 9.23 | 0.30 | 0.96 | ± 12.0 % |
| 1900 | 40.0 | 1.40 | 8.83 | 8.83 | 8.83 | 0.36 | 0.84 | ± 12.0 % |
| 2450 | 39.2 | 1.80 | 8.27 | 8.27 | 8.27 | 0.32 | 0.85 | ± 12.0 % |
| 2600 | 39.0 | 1.96 | 7.92 | 7.92 | 7.92 | 0.35 | 0.84 | ± 12.0 % |
| 5200 | 36.0 | 4.66 | 5.63 | 5.63 | 5.63 | 0.35 | 1.80 | ± 13.1 % |
| 5300 | 35.9 | 4.76 | 5.40 | 5.40 | 5.40 | 0.35 | 1.80 | ± 13.1 % |
| 5500 | 35.6 | 4.96 | 5.06 | 5.06 | 5.06 | 0.40 | 1.80 | ± 13.1 % |
| 5600 | 35.5 | 5.07 | 4.93 | 4.93 | 4.93 | 0.40 | 1.80 | ± 13.1 % |
| 5800 | 35.3 | 5.27 | 4.90 | 4.90 | 4.90 | 0.40 | 1.80 | ± 13.1 % |

^C Frequency validity above 300 MHz of ± 100 MHz only applies for DASY v4.4 and higher (see Page 2), else it is restricted to ± 50 MHz. The uncertainty is the RSS of the ConvF uncertainty at calibration frequency and the uncertainty for the indicated frequency band. Frequency validity below 300 MHz is ± 10, 25, 40, 50 and 70 MHz for ConvF assessments at 30, 64, 128, 150 and 220 MHz respectively. Above 5 GHz frequency validity can be extended to ± 110 MHz.

^F At frequencies below 3 GHz, the validity of tissue parameters (ϵ and σ) can be relaxed to ± 10% if liquid compensation formula is applied to measured SAR values. At frequencies above 3 GHz, the validity of tissue parameters (ϵ and σ) is restricted to ± 5%. The uncertainty is the RSS of the ConvF uncertainty for indicated target tissue parameters.

^D Alpha/Depth are determined during calibration. SPEAG warrants that the remaining deviation due to the boundary effect after compensation is always less than ± 1% for frequencies below 3 GHz and below ± 2% for frequencies between 3-6 GHz at any distance larger than half the probe tip diameter from the boundary.

EX3DV4- SN:7494

February 26, 2018

DASY/EASY - Parameters of Probe: EX3DV4 - SN:7494**Calibration Parameter Determined in Body Tissue Simulating Media**

| f (MHz) ^C | Relative Permittivity ^F | Conductivity (S/m) ^F | ConvF X | ConvF Y | ConvF Z | Alpha ^G | Depth (mm) ^d | Unc (k=2) |
|----------------------|------------------------------------|---------------------------------|---------|---------|---------|--------------------|-------------------------|-----------|
| 150 | 61.9 | 0.80 | 12.81 | 12.81 | 12.81 | 0.00 | 1.00 | ± 13.3 % |
| 450 | 56.7 | 0.94 | 11.87 | 11.87 | 11.87 | 0.08 | 1.25 | ± 13.3 % |
| 750 | 55.5 | 0.96 | 10.87 | 10.87 | 10.87 | 0.41 | 0.85 | ± 12.0 % |
| 835 | 55.2 | 0.97 | 10.50 | 10.50 | 10.50 | 0.38 | 0.85 | ± 12.0 % |
| 1750 | 53.4 | 1.49 | 8.77 | 8.77 | 8.77 | 0.31 | 0.90 | ± 12.0 % |
| 1900 | 53.3 | 1.52 | 8.42 | 8.42 | 8.42 | 0.36 | 0.84 | ± 12.0 % |
| 2450 | 52.7 | 1.95 | 8.08 | 8.08 | 8.08 | 0.24 | 1.07 | ± 12.0 % |
| 2600 | 52.5 | 2.16 | 7.51 | 7.51 | 7.51 | 0.19 | 1.10 | ± 12.0 % |
| 5200 | 49.0 | 5.30 | 5.30 | 5.30 | 5.30 | 0.35 | 1.90 | ± 13.1 % |
| 5300 | 48.9 | 5.42 | 4.97 | 4.97 | 4.97 | 0.40 | 1.90 | ± 13.1 % |
| 5500 | 48.6 | 5.65 | 4.62 | 4.62 | 4.62 | 0.40 | 1.90 | ± 13.1 % |
| 5600 | 48.5 | 5.77 | 4.51 | 4.51 | 4.51 | 0.40 | 1.90 | ± 13.1 % |
| 5800 | 48.2 | 6.00 | 4.61 | 4.61 | 4.61 | 0.40 | 1.90 | ± 13.1 % |

^C Frequency validity above 300 MHz of ± 100 MHz only applies for DASY v4.4 and higher (see Page 2), else it is restricted to ± 50 MHz. The uncertainty is the RSS of the ConvF uncertainty at calibration frequency and the uncertainty for the indicated frequency band. Frequency validity below 300 MHz is ± 10, 25, 40, 50 and 70 MHz for ConvF assessments at 30, 64, 128, 150 and 220 MHz respectively. Above 5 GHz frequency validity can be extended to ± 110 MHz.

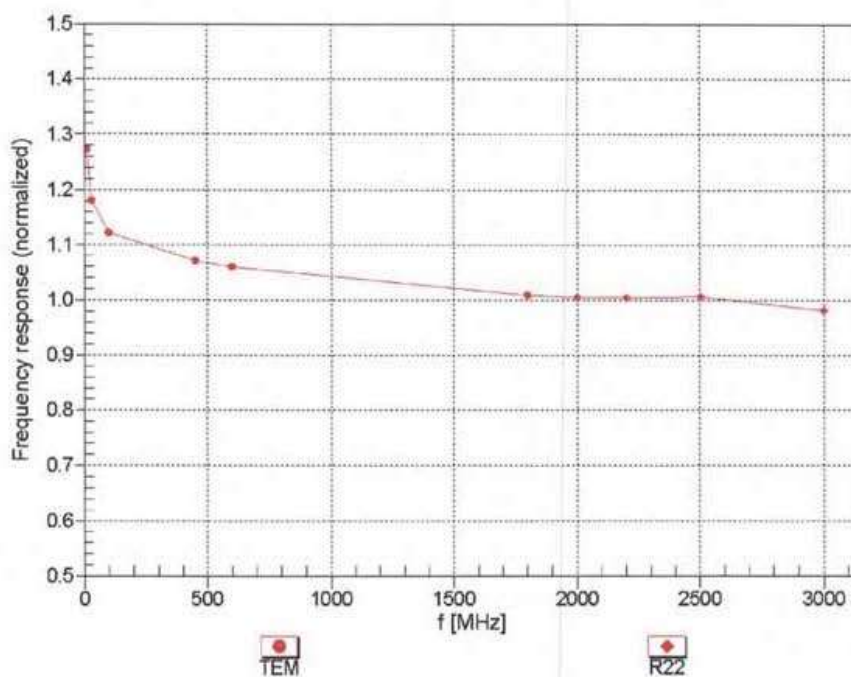
^F At frequencies below 3 GHz, the validity of tissue parameters (ϵ and σ) can be relaxed to ± 10% if liquid compensation formula is applied to measured SAR values. At frequencies above 3 GHz, the validity of tissue parameters (ϵ and σ) is restricted to ± 5%. The uncertainty is the RSS of the ConvF uncertainty for indicated target tissue parameters.

^G Alpha/Depth are determined during calibration. SPEAG warrants that the remaining deviation due to the boundary effect after compensation is always less than ± 1% for frequencies below 3 GHz and below ± 2% for frequencies between 3-6 GHz at any distance larger than half the probe tip diameter from the boundary.

EX3DV4-- SN:7494

February 26, 2018

Frequency Response of E-Field (TEM-Cell:ifi110 EXX, Waveguide: R22)

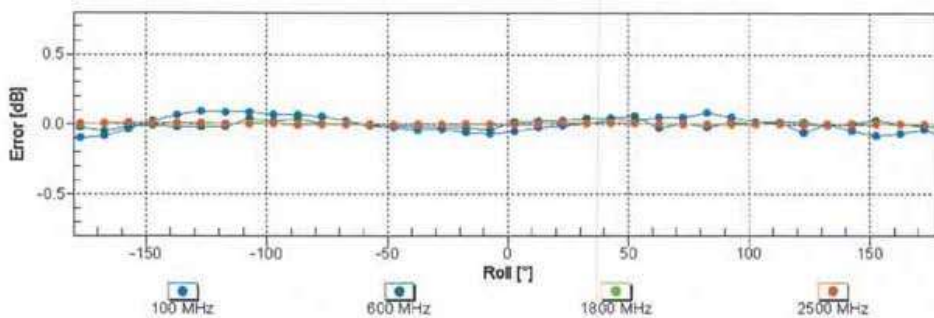
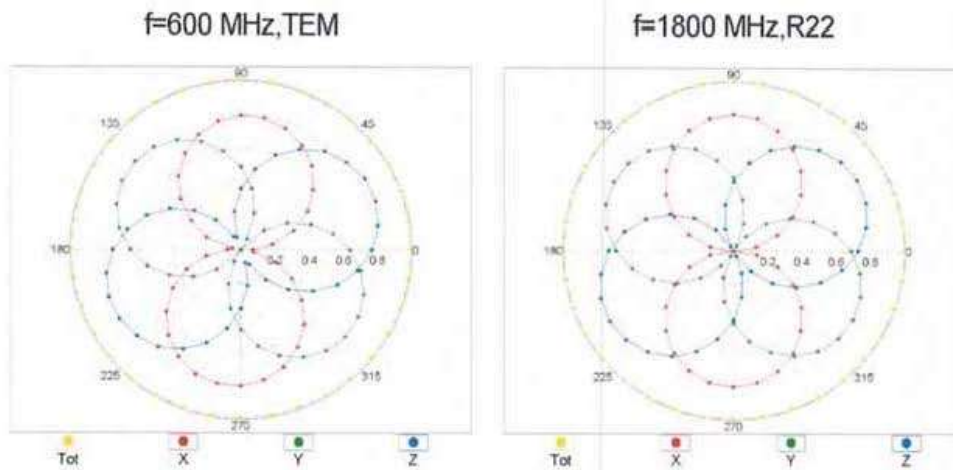


Uncertainty of Frequency Response of E-field: $\pm 6.3\%$ (k=2)

EX3DV4- SN:7494

February 26, 2018

Receiving Pattern (ϕ), $\theta = 0^\circ$

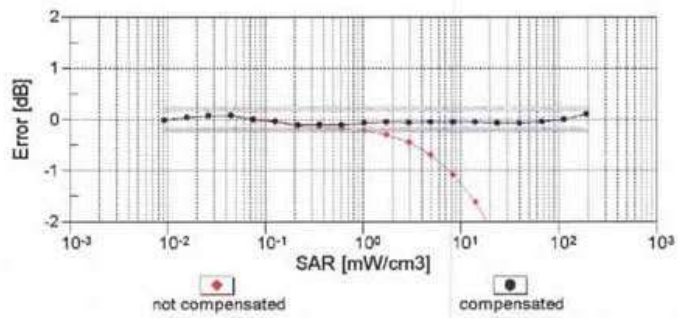
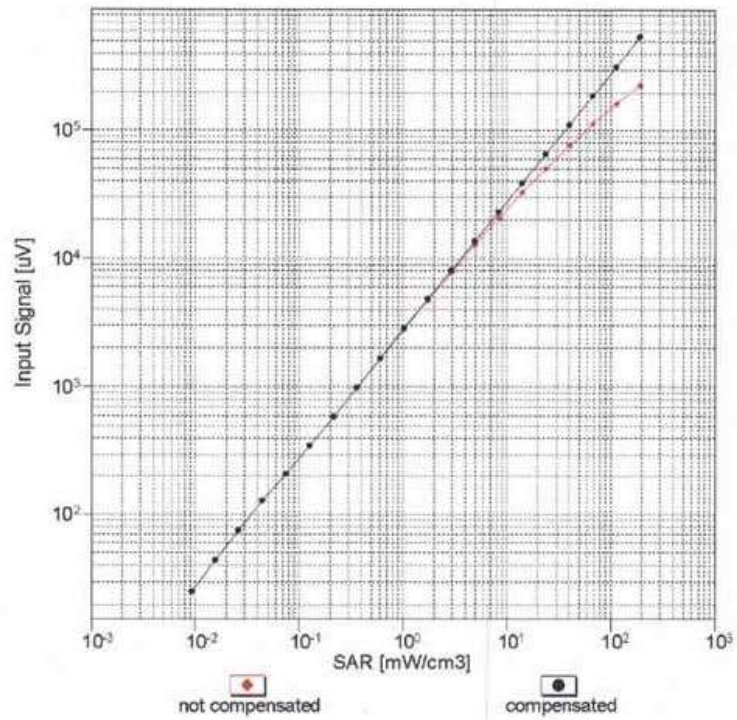


Uncertainty of Axial Isotropy Assessment: $\pm 0.5\%$ ($k=2$)

EX3DV4– SN:7494

February 26, 2018

Dynamic Range $f(\text{SAR}_{\text{head}})$ (TEM cell , $f_{\text{eval}}= 1900 \text{ MHz}$)

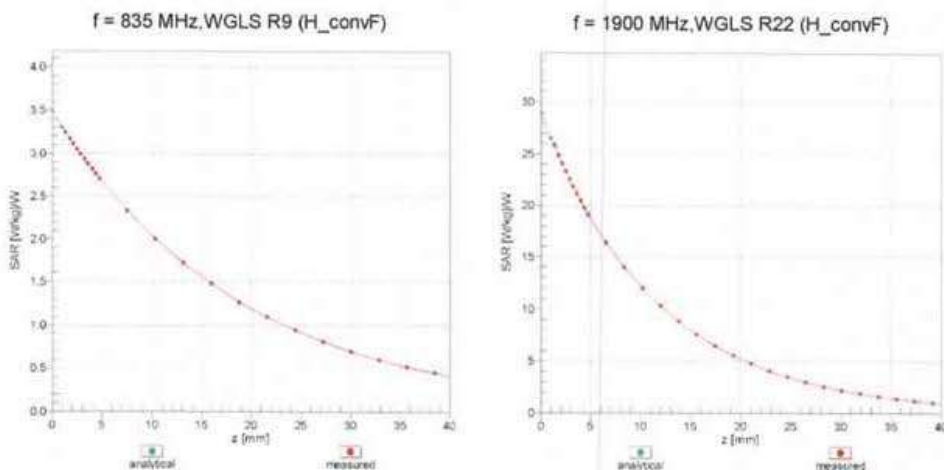


Uncertainty of Linearity Assessment: $\pm 0.6\%$ ($k=2$)

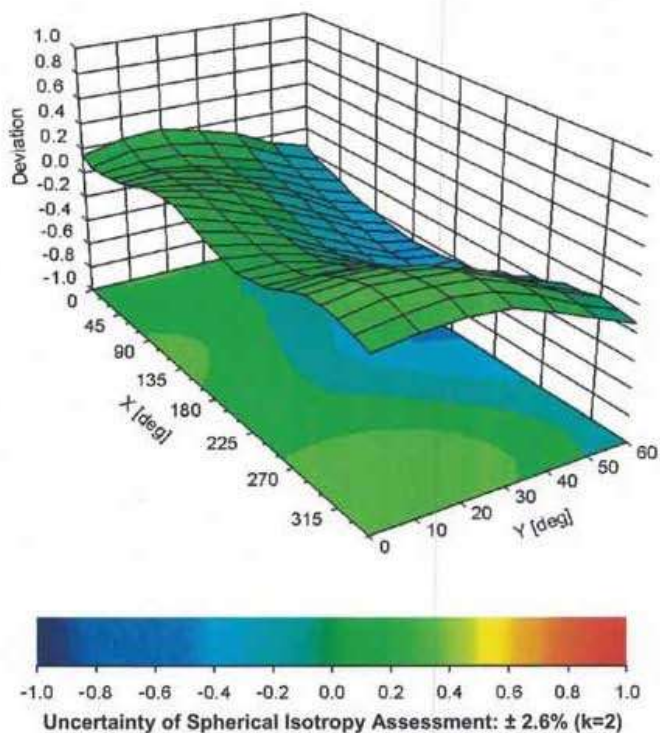
EX3DV4- SN:7494

February 26, 2018

Conversion Factor Assessment



Deviation from Isotropy in Liquid Error (ϕ, θ), f = 900 MHz



EX3DV4- SN:7494

February 26, 2018

DASY/EASY - Parameters of Probe: EX3DV4 - SN:7494

Other Probe Parameters

| | |
|---|------------|
| Sensor Arrangement | Triangular |
| Connector Angle (°) | 22.8 |
| Mechanical Surface Detection Mode | enabled |
| Optical Surface Detection Mode | disabled |
| Probe Overall Length | 337 mm |
| Probe Body Diameter | 10 mm |
| Tip Length | 9 mm |
| Tip Diameter | 2.5 mm |
| Probe Tip to Sensor X Calibration Point | 1 mm |
| Probe Tip to Sensor Y Calibration Point | 1 mm |
| Probe Tip to Sensor Z Calibration Point | 1 mm |
| Recommended Measurement Distance from Surface | 1.4 mm |

Appendix A: DAE and Probe Calibration Certificate

EX3DV4- SN:7494

February 26, 2018

Appendix: Modulation Calibration Parameters

| UID | Communication System Name | | A dB | B dB μ V | C | D dB | VR mV | Max Unc ^E (k=2) |
|---------------|---|---|---------|-----------------|-------|---------|----------|----------------------------------|
| 0 | CW | X | 0.00 | 0.00 | 1.00 | 0.00 | 139.9 | $\pm 3.0\%$ |
| | | Y | 0.00 | 0.00 | 1.00 | | 130.5 | |
| | | Z | 0.00 | 0.00 | 1.00 | | 141.2 | |
| 10010- CAA | SAR Validation (Square, 100ms, 10ms) | X | 1.49 | 62.54 | 7.67 | 10.00 | 20.0 | $\pm 9.6\%$ |
| | | Y | 1.40 | 61.40 | 6.89 | | 20.0 | |
| | | Z | 1.51 | 62.75 | 7.79 | | 20.0 | |
| 10011- CAB | UMTS-FDD (WCDMA) | X | 0.98 | 67.35 | 15.11 | 0.00 | 150.0 | $\pm 9.6\%$ |
| | | Y | 0.81 | 65.02 | 13.17 | | 150.0 | |
| | | Z | 0.93 | 66.90 | 14.65 | | 150.0 | |
| 10012- CAB | IEEE 802.11b WiFi 2.4 GHz (DSSS, 1 Mbps) | X | 1.11 | 63.45 | 14.96 | 0.41 | 150.0 | $\pm 9.6\%$ |
| | | Y | 1.01 | 62.50 | 14.08 | | 150.0 | |
| | | Z | 1.10 | 63.40 | 14.81 | | 150.0 | |
| 10013- CAB | IEEE 802.11g WiFi 2.4 GHz (DSSS-OFDM, 6 Mbps) | X | 4.64 | 66.63 | 16.93 | 1.46 | 150.0 | $\pm 9.6\%$ |
| | | Y | 4.55 | 66.39 | 16.76 | | 150.0 | |
| | | Z | 4.54 | 66.74 | 16.91 | | 150.0 | |
| 10021- DAC | GSM-FDD (TDMA, GMSK) | X | 100.00 | 105.24 | 22.43 | 9.39 | 50.0 | $\pm 9.6\%$ |
| | | Y | 7.56 | 78.16 | 14.98 | | 50.0 | |
| | | Z | 100.00 | 105.86 | 22.69 | | 50.0 | |
| 10023- DAC | GPRS-FDD (TDMA, GMSK, TN 0) | X | 100.00 | 104.66 | 22.23 | 9.57 | 50.0 | $\pm 9.6\%$ |
| | | Y | 5.00 | 73.77 | 13.48 | | 50.0 | |
| | | Z | 100.00 | 105.06 | 22.39 | | 50.0 | |
| 10024- DAC | GPRS-FDD (TDMA, GMSK, TN 0-1) | X | 100.00 | 105.71 | 21.52 | 6.56 | 60.0 | $\pm 9.6\%$ |
| | | Y | 6.98 | 78.84 | 13.84 | | 60.0 | |
| | | Z | 100.00 | 107.13 | 22.08 | | 60.0 | |
| 10025- DAC | EDGE-FDD (TDMA, 8PSK, TN 0) | X | 4.17 | 73.26 | 28.42 | 12.57 | 50.0 | $\pm 9.6\%$ |
| | | Y | 3.36 | 65.73 | 23.63 | | 50.0 | |
| | | Z | 4.00 | 72.02 | 27.83 | | 50.0 | |
| 10026- DAC | EDGE-FDD (TDMA, 8PSK, TN 0-1) | X | 5.43 | 82.70 | 29.77 | 9.56 | 60.0 | $\pm 9.6\%$ |
| | | Y | 5.01 | 80.20 | 28.37 | | 60.0 | |
| | | Z | 4.92 | 80.62 | 29.06 | | 60.0 | |
| 10027- DAC | GPRS-FDD (TDMA, GMSK, TN 0-1-2) | X | 100.00 | 108.47 | 21.93 | 4.80 | 80.0 | $\pm 9.6\%$ |
| | | Y | 100.00 | 97.70 | 17.18 | | 80.0 | |
| | | Z | 100.00 | 111.35 | 23.07 | | 80.0 | |
| 10028- DAC | GPRS-FDD (TDMA, GMSK, TN 0-1-2-3) | X | 100.00 | 113.56 | 23.37 | 3.55 | 100.0 | $\pm 9.6\%$ |
| | | Y | 0.84 | 65.84 | 7.87 | | 100.0 | |
| | | Z | 100.00 | 118.99 | 25.50 | | 100.0 | |
| 10029- DAC | EDGE-FDD (TDMA, 8PSK, TN 0-1-2) | X | 3.69 | 73.69 | 24.54 | 7.80 | 80.0 | $\pm 9.6\%$ |
| | | Y | 3.47 | 72.25 | 23.68 | | 80.0 | |
| | | Z | 3.48 | 72.59 | 24.16 | | 80.0 | |
| 10030- CAA | IEEE 802.15.1 Bluetooth (GFSK, DH1) | X | 100.00 | 103.93 | 20.28 | 5.30 | 70.0 | $\pm 9.6\%$ |
| | | Y | 1.23 | 65.73 | 8.63 | | 70.0 | |
| | | Z | 100.00 | 104.97 | 20.64 | | 70.0 | |
| 10031- CAA | IEEE 802.15.1 Bluetooth (GFSK, DH3) | X | 100.00 | 106.93 | 19.48 | 1.88 | 100.0 | $\pm 9.6\%$ |
| | | Y | 0.22 | 60.00 | 2.94 | | 100.0 | |
| | | Z | 100.00 | 109.18 | 20.25 | | 100.0 | |

Appendix A: DAE and Probe Calibration Certificate

EX3DV4– SN:7494

February 26, 2018

| | | | | | | | | |
|-----------|---|---|--------|--------|-------|-------|-------|---------|
| 10032-CAA | IEEE 802.15.1 Bluetooth (GFSK, DH5) | X | 100.00 | 122.55 | 24.60 | 1.17 | 100.0 | ± 9.6 % |
| | | Y | 7.61 | 60.44 | 1.42 | | 100.0 | |
| | | Z | 100.00 | 126.07 | 25.78 | | 100.0 | |
| 10033-CAA | IEEE 802.15.1 Bluetooth (PI/4-DQPSK, DH1) | X | 6.59 | 87.18 | 22.06 | 5.30 | 70.0 | ± 9.6 % |
| | | Y | 3.47 | 76.95 | 17.71 | | 70.0 | |
| | | Z | 6.68 | 86.39 | 21.09 | | 70.0 | |
| 10034-CAA | IEEE 802.15.1 Bluetooth (PI/4-DQPSK, DH3) | X | 1.88 | 72.27 | 15.10 | 1.88 | 100.0 | ± 9.6 % |
| | | Y | 1.10 | 65.57 | 11.17 | | 100.0 | |
| | | Z | 1.53 | 69.51 | 13.02 | | 100.0 | |
| 10035-CAA | IEEE 802.15.1 Bluetooth (PI/4-DQPSK, DH5) | X | 1.40 | 69.50 | 13.68 | 1.17 | 100.0 | ± 9.6 % |
| | | Y | 0.87 | 63.95 | 10.05 | | 100.0 | |
| | | Z | 1.12 | 66.96 | 11.59 | | 100.0 | |
| 10036-CAA | IEEE 802.15.1 Bluetooth (8-DPSK, DH1) | X | 9.62 | 92.97 | 23.95 | 5.30 | 70.0 | ± 9.6 % |
| | | Y | 4.28 | 80.05 | 18.91 | | 70.0 | |
| | | Z | 10.09 | 92.34 | 23.01 | | 70.0 | |
| 10037-CAA | IEEE 802.15.1 Bluetooth (8-DPSK, DH3) | X | 1.68 | 71.06 | 14.59 | 1.88 | 100.0 | ± 9.6 % |
| | | Y | 1.03 | 65.05 | 10.91 | | 100.0 | |
| | | Z | 1.36 | 68.33 | 12.52 | | 100.0 | |
| 10038-CAA | IEEE 802.15.1 Bluetooth (8-DPSK, DH5) | X | 1.40 | 69.76 | 13.93 | 1.17 | 100.0 | ± 9.6 % |
| | | Y | 0.87 | 64.12 | 10.26 | | 100.0 | |
| | | Z | 1.13 | 67.19 | 11.84 | | 100.0 | |
| 10039-CAB | CDMA2000 (1xRTT, RC1) | X | 1.34 | 69.22 | 13.14 | 0.00 | 150.0 | ± 9.6 % |
| | | Y | 0.77 | 63.08 | 9.10 | | 150.0 | |
| | | Z | 0.85 | 64.80 | 10.09 | | 150.0 | |
| 10042-CAB | IS-54 / IS-136 FDD (TDMA/FDM, PI/4-DQPSK, Halfrate) | X | 100.00 | 102.28 | 20.38 | 7.78 | 50.0 | ± 9.6 % |
| | | Y | 1.72 | 65.50 | 9.21 | | 50.0 | |
| | | Z | 100.00 | 102.90 | 20.62 | | 50.0 | |
| 10044-CAA | IS-91/EIA/TIA-553 FDD (FDMA, FM) | X | 0.00 | 99.20 | 3.16 | 0.00 | 150.0 | ± 9.6 % |
| | | Y | 0.09 | 120.69 | 13.78 | | 150.0 | |
| | | Z | 0.00 | 99.13 | 4.03 | | 150.0 | |
| 10048-CAA | DECT (TDD, TDMA/FDM, GFSK, Full Slot, 24) | X | 6.20 | 72.28 | 14.23 | 13.80 | 25.0 | ± 9.6 % |
| | | Y | 4.17 | 67.17 | 12.27 | | 25.0 | |
| | | Z | 7.20 | 73.81 | 14.76 | | 25.0 | |
| 10049-CAA | DECT (TDD, TDMA/FDM, GFSK, Double Slot, 12) | X | 7.52 | 77.18 | 14.97 | 10.79 | 40.0 | ± 9.6 % |
| | | Y | 3.87 | 69.54 | 12.04 | | 40.0 | |
| | | Z | 10.31 | 80.47 | 16.03 | | 40.0 | |
| 10056-CAA | UMTS-TDD (TD-SCDMA, 1.28 Mcps) | X | 44.37 | 107.84 | 27.61 | 9.03 | 50.0 | ± 9.6 % |
| | | Y | 11.98 | 87.68 | 21.33 | | 50.0 | |
| | | Z | 50.57 | 108.48 | 27.27 | | 50.0 | |
| 10058-DAC | EDGE-FDD (TDMA, 8PSK, TN 0-1-2-3) | X | 3.09 | 70.29 | 22.11 | 6.55 | 100.0 | ± 9.6 % |
| | | Y | 2.91 | 69.17 | 21.43 | | 100.0 | |
| | | Z | 2.96 | 69.57 | 21.87 | | 100.0 | |
| 10059-CAB | IEEE 802.11b WiFi 2.4 GHz (DSSS, 2 Mbps) | X | 1.11 | 64.07 | 15.34 | 0.61 | 110.0 | ± 9.6 % |
| | | Y | 1.00 | 63.03 | 14.40 | | 110.0 | |
| | | Z | 1.09 | 64.00 | 15.19 | | 110.0 | |
| 10060-CAB | IEEE 802.11b WiFi 2.4 GHz (DSSS, 5.5 Mbps) | X | 3.00 | 89.75 | 24.24 | 1.30 | 110.0 | ± 9.6 % |
| | | Y | 1.55 | 78.88 | 19.29 | | 110.0 | |
| | | Z | 2.52 | 87.33 | 23.49 | | 110.0 | |

Appendix A: DAE and Probe Calibration Certificate

EX3DV4- SN:7494

February 26, 2018

| | | | | | | | | |
|-----------|--|---|------|-------|-------|------|-------|---------|
| 10061-CAB | IEEE 802.11b WiFi 2.4 GHz (DSSS, 11 Mbps) | X | 1.60 | 73.10 | 19.62 | 2.04 | 110.0 | ± 9.6 % |
| | | Y | 1.35 | 70.56 | 17.98 | | 110.0 | |
| | | Z | 1.53 | 72.62 | 19.39 | | 110.0 | |
| 10062-CAC | IEEE 802.11a/h WiFi 5 GHz (OFDM, 6 Mbps) | X | 4.47 | 66.68 | 16.41 | 0.49 | 100.0 | ± 9.6 % |
| | | Y | 4.36 | 66.37 | 16.19 | | 100.0 | |
| | | Z | 4.36 | 66.73 | 16.35 | | 100.0 | |
| 10063-CAC | IEEE 802.11a/h WiFi 5 GHz (OFDM, 9 Mbps) | X | 4.47 | 66.74 | 16.49 | 0.72 | 100.0 | ± 9.6 % |
| | | Y | 4.37 | 66.45 | 16.27 | | 100.0 | |
| | | Z | 4.37 | 66.82 | 16.44 | | 100.0 | |
| 10064-CAC | IEEE 802.11a/h WiFi 5 GHz (OFDM, 12 Mbps) | X | 4.71 | 66.94 | 16.68 | 0.86 | 100.0 | ± 9.6 % |
| | | Y | 4.60 | 66.65 | 16.48 | | 100.0 | |
| | | Z | 4.58 | 66.99 | 16.62 | | 100.0 | |
| 10065-CAC | IEEE 802.11a/h WiFi 5 GHz (OFDM, 18 Mbps) | X | 4.57 | 66.74 | 16.73 | 1.21 | 100.0 | ± 9.6 % |
| | | Y | 4.47 | 66.46 | 16.54 | | 100.0 | |
| | | Z | 4.45 | 66.78 | 16.67 | | 100.0 | |
| 10066-CAC | IEEE 802.11a/h WiFi 5 GHz (OFDM, 24 Mbps) | X | 4.57 | 66.71 | 16.86 | 1.46 | 100.0 | ± 9.6 % |
| | | Y | 4.47 | 66.44 | 16.68 | | 100.0 | |
| | | Z | 4.45 | 66.73 | 16.80 | | 100.0 | |
| 10067-CAC | IEEE 802.11a/h WiFi 5 GHz (OFDM, 36 Mbps) | X | 4.85 | 66.96 | 17.32 | 2.04 | 100.0 | ± 9.6 % |
| | | Y | 4.75 | 66.72 | 17.16 | | 100.0 | |
| | | Z | 4.71 | 66.99 | 17.26 | | 100.0 | |
| 10068-CAC | IEEE 802.11a/h WiFi 5 GHz (OFDM, 48 Mbps) | X | 4.86 | 66.83 | 17.46 | 2.55 | 100.0 | ± 9.6 % |
| | | Y | 4.77 | 66.61 | 17.31 | | 100.0 | |
| | | Z | 4.75 | 66.91 | 17.45 | | 100.0 | |
| 10069-CAC | IEEE 802.11a/h WiFi 5 GHz (OFDM, 54 Mbps) | X | 4.93 | 66.84 | 17.64 | 2.67 | 100.0 | ± 9.6 % |
| | | Y | 4.84 | 66.64 | 17.50 | | 100.0 | |
| | | Z | 4.79 | 66.90 | 17.60 | | 100.0 | |
| 10071-CAB | IEEE 802.11g WiFi 2.4 GHz (DSSS/OFDM, 9 Mbps) | X | 4.72 | 66.65 | 17.20 | 1.99 | 100.0 | ± 9.6 % |
| | | Y | 4.63 | 66.43 | 17.04 | | 100.0 | |
| | | Z | 4.63 | 66.78 | 17.20 | | 100.0 | |
| 10072-CAB | IEEE 802.11g WiFi 2.4 GHz (DSSS/OFDM, 12 Mbps) | X | 4.66 | 66.84 | 17.36 | 2.30 | 100.0 | ± 9.6 % |
| | | Y | 4.57 | 66.61 | 17.20 | | 100.0 | |
| | | Z | 4.56 | 66.93 | 17.35 | | 100.0 | |
| 10073-CAB | IEEE 802.11g WiFi 2.4 GHz (DSSS/OFDM, 18 Mbps) | X | 4.70 | 66.96 | 17.65 | 2.83 | 100.0 | ± 9.6 % |
| | | Y | 4.62 | 66.75 | 17.51 | | 100.0 | |
| | | Z | 4.61 | 67.10 | 17.68 | | 100.0 | |
| 10074-CAB | IEEE 802.11g WiFi 2.4 GHz (DSSS/OFDM, 24 Mbps) | X | 4.69 | 66.86 | 17.79 | 3.30 | 100.0 | ± 9.6 % |
| | | Y | 4.62 | 66.67 | 17.65 | | 100.0 | |
| | | Z | 4.62 | 67.06 | 17.85 | | 100.0 | |
| 10075-CAB | IEEE 802.11g WiFi 2.4 GHz (DSSS/OFDM, 36 Mbps) | X | 4.70 | 66.81 | 18.01 | 3.82 | 90.0 | ± 9.6 % |
| | | Y | 4.63 | 66.64 | 17.88 | | 90.0 | |
| | | Z | 4.63 | 67.02 | 18.07 | | 90.0 | |
| 10076-CAB | IEEE 802.11g WiFi 2.4 GHz (DSSS/OFDM, 48 Mbps) | X | 4.73 | 66.67 | 18.17 | 4.15 | 90.0 | ± 9.6 % |
| | | Y | 4.66 | 66.51 | 18.05 | | 90.0 | |
| | | Z | 4.67 | 66.88 | 18.24 | | 90.0 | |
| 10077-CAB | IEEE 802.11g WiFi 2.4 GHz (DSSS/OFDM, 54 Mbps) | X | 4.75 | 66.74 | 18.27 | 4.30 | 90.0 | ± 9.6 % |
| | | Y | 4.69 | 66.59 | 18.15 | | 90.0 | |
| | | Z | 4.70 | 66.98 | 18.36 | | 90.0 | |

Appendix A: DAE and Probe Calibration Certificate

EX3DV4- SN:7494

February 26, 2018

| | | | | | | | | |
|-----------|---|---|--------|--------|-------|------|-------|---------|
| 10081-CAB | CDMA2000 (1xRTT, RC3) | X | 0.65 | 64.28 | 10.38 | 0.00 | 150.0 | ± 9.6 % |
| | | Y | 0.42 | 60.39 | 6.92 | | 150.0 | |
| | | Z | 0.48 | 61.97 | 8.16 | | 150.0 | |
| 10082-CAB | IS-54 / IS-136 FDD (TDMA/FDM, PI/4-DQPSK, Fullrate) | X | 0.61 | 60.00 | 2.85 | 4.77 | 80.0 | ± 9.6 % |
| | | Y | 0.27 | 125.15 | 3.93 | | 80.0 | |
| | | Z | 0.68 | 60.01 | 2.64 | | 80.0 | |
| 10090-DAC | GPRS-FDD (TDMA, GMSK, TN 0-4) | X | 100.00 | 105.71 | 21.53 | 6.56 | 60.0 | ± 9.6 % |
| | | Y | 7.96 | 79.91 | 14.17 | | 60.0 | |
| | | Z | 100.00 | 107.12 | 22.09 | | 60.0 | |
| 10097-CAB | UMTS-FDD (HSDPA) | X | 1.81 | 68.35 | 15.62 | 0.00 | 150.0 | ± 9.6 % |
| | | Y | 1.59 | 66.62 | 14.28 | | 150.0 | |
| | | Z | 1.75 | 68.38 | 15.28 | | 150.0 | |
| 10098-CAB | UMTS-FDD (HSUPA, Subtest 2) | X | 1.77 | 68.30 | 15.60 | 0.00 | 150.0 | ± 9.6 % |
| | | Y | 1.55 | 66.55 | 14.25 | | 150.0 | |
| | | Z | 1.71 | 68.32 | 15.26 | | 150.0 | |
| 10099-DAC | EDGE-FDD (TDMA, 8PSK, TN 0-4) | X | 5.47 | 82.85 | 29.83 | 9.56 | 60.0 | ± 9.6 % |
| | | Y | 5.04 | 80.32 | 28.42 | | 60.0 | |
| | | Z | 4.96 | 80.77 | 29.11 | | 60.0 | |
| 10100-CAD | LTE-FDD (SC-FDMA, 100% RB, 20 MHz, QPSK) | X | 2.96 | 70.04 | 16.68 | 0.00 | 150.0 | ± 9.6 % |
| | | Y | 2.71 | 68.69 | 15.83 | | 150.0 | |
| | | Z | 2.82 | 69.64 | 16.51 | | 150.0 | |
| 10101-CAD | LTE-FDD (SC-FDMA, 100% RB, 20 MHz, 16-QAM) | X | 3.10 | 67.35 | 15.86 | 0.00 | 150.0 | ± 9.6 % |
| | | Y | 2.94 | 66.61 | 15.35 | | 150.0 | |
| | | Z | 3.00 | 67.17 | 15.74 | | 150.0 | |
| 10102-CAD | LTE-FDD (SC-FDMA, 100% RB, 20 MHz, 64-QAM) | X | 3.20 | 67.37 | 15.97 | 0.00 | 150.0 | ± 9.6 % |
| | | Y | 3.05 | 66.67 | 15.48 | | 150.0 | |
| | | Z | 3.10 | 67.22 | 15.85 | | 150.0 | |
| 10103-CAD | LTE-TDD (SC-FDMA, 100% RB, 20 MHz, QPSK) | X | 5.04 | 73.87 | 19.92 | 3.98 | 65.0 | ± 9.6 % |
| | | Y | 4.45 | 71.80 | 18.94 | | 65.0 | |
| | | Z | 4.83 | 73.72 | 19.95 | | 65.0 | |
| 10104-CAD | LTE-TDD (SC-FDMA, 100% RB, 20 MHz, 16-QAM) | X | 4.93 | 71.04 | 19.34 | 3.98 | 65.0 | ± 9.6 % |
| | | Y | 4.66 | 70.09 | 18.84 | | 65.0 | |
| | | Z | 4.74 | 70.79 | 19.24 | | 65.0 | |
| 10105-CAD | LTE-TDD (SC-FDMA, 100% RB, 20 MHz, 64-QAM) | X | 4.89 | 70.60 | 19.44 | 3.98 | 65.0 | ± 9.6 % |
| | | Y | 4.42 | 68.79 | 18.52 | | 65.0 | |
| | | Z | 4.68 | 70.25 | 19.28 | | 65.0 | |
| 10108-CAE | LTE-FDD (SC-FDMA, 100% RB, 10 MHz, QPSK) | X | 2.55 | 69.38 | 16.50 | 0.00 | 150.0 | ± 9.6 % |
| | | Y | 2.32 | 68.05 | 15.61 | | 150.0 | |
| | | Z | 2.42 | 69.06 | 16.32 | | 150.0 | |
| 10109-CAE | LTE-FDD (SC-FDMA, 100% RB, 10 MHz, 16-QAM) | X | 2.74 | 67.33 | 15.73 | 0.00 | 150.0 | ± 9.6 % |
| | | Y | 2.57 | 66.48 | 15.09 | | 150.0 | |
| | | Z | 2.63 | 67.20 | 15.54 | | 150.0 | |
| 10110-CAE | LTE-FDD (SC-FDMA, 100% RB, 5 MHz, QPSK) | X | 2.04 | 68.62 | 15.99 | 0.00 | 150.0 | ± 9.6 % |
| | | Y | 1.82 | 67.09 | 14.87 | | 150.0 | |
| | | Z | 1.91 | 68.30 | 15.65 | | 150.0 | |
| 10111-CAE | LTE-FDD (SC-FDMA, 100% RB, 5 MHz, 16-QAM) | X | 2.48 | 68.58 | 15.98 | 0.00 | 150.0 | ± 9.6 % |
| | | Y | 2.26 | 67.29 | 15.00 | | 150.0 | |
| | | Z | 2.37 | 68.51 | 15.63 | | 150.0 | |

Appendix A: DAE and Probe Calibration Certificate

EX3DV4- SN:7494

February 26, 2018

| | | | | | | | | |
|-----------|--|---|------|-------|-------|------|-------|---------|
| 10112-CAE | LTE-FDD (SC-FDMA, 100% RB, 10 MHz, 64-QAM) | X | 2.87 | 67.40 | 15.81 | 0.00 | 150.0 | ± 9.6 % |
| | | Y | 2.70 | 66.60 | 15.21 | | 150.0 | |
| | | Z | 2.76 | 67.33 | 15.64 | | 150.0 | |
| 10113-CAE | LTE-FDD (SC-FDMA, 100% RB, 5 MHz, 64-QAM) | X | 2.63 | 68.77 | 16.12 | 0.00 | 150.0 | ± 9.6 % |
| | | Y | 2.40 | 67.53 | 15.19 | | 150.0 | |
| | | Z | 2.51 | 68.70 | 15.76 | | 150.0 | |
| 10114-CAC | IEEE 802.11n (HT Greenfield, 13.5 Mbps, BPSK) | X | 4.95 | 67.13 | 16.42 | 0.00 | 150.0 | ± 9.6 % |
| | | Y | 4.85 | 66.84 | 16.24 | | 150.0 | |
| | | Z | 4.85 | 67.12 | 16.40 | | 150.0 | |
| 10115-CAC | IEEE 802.11n (HT Greenfield, 81 Mbps, 16-QAM) | X | 5.19 | 67.19 | 16.45 | 0.00 | 150.0 | ± 9.6 % |
| | | Y | 5.10 | 66.92 | 16.29 | | 150.0 | |
| | | Z | 5.08 | 67.17 | 16.41 | | 150.0 | |
| 10116-CAC | IEEE 802.11n (HT Greenfield, 135 Mbps, 64-QAM) | X | 5.03 | 67.31 | 16.44 | 0.00 | 150.0 | ± 9.6 % |
| | | Y | 4.93 | 67.00 | 16.25 | | 150.0 | |
| | | Z | 4.91 | 67.26 | 16.39 | | 150.0 | |
| 10117-CAC | IEEE 802.11n (HT Mixed, 13.5 Mbps, BPSK) | X | 4.94 | 67.08 | 16.41 | 0.00 | 150.0 | ± 9.6 % |
| | | Y | 4.84 | 66.75 | 16.22 | | 150.0 | |
| | | Z | 4.83 | 67.00 | 16.35 | | 150.0 | |
| 10118-CAC | IEEE 802.11n (HT Mixed, 81 Mbps, 16-QAM) | X | 5.26 | 67.38 | 16.55 | 0.00 | 150.0 | ± 9.6 % |
| | | Y | 5.18 | 67.15 | 16.41 | | 150.0 | |
| | | Z | 5.14 | 67.33 | 16.50 | | 150.0 | |
| 10119-CAC | IEEE 802.11n (HT Mixed, 135 Mbps, 64-QAM) | X | 5.03 | 67.31 | 16.45 | 0.00 | 150.0 | ± 9.6 % |
| | | Y | 4.93 | 67.03 | 16.27 | | 150.0 | |
| | | Z | 4.92 | 67.30 | 16.42 | | 150.0 | |
| 10140-CAD | LTE-FDD (SC-FDMA, 100% RB, 15 MHz, 16-QAM) | X | 3.22 | 67.39 | 15.88 | 0.00 | 150.0 | ± 9.6 % |
| | | Y | 3.07 | 66.69 | 15.39 | | 150.0 | |
| | | Z | 3.11 | 67.25 | 15.76 | | 150.0 | |
| 10141-CAD | LTE-FDD (SC-FDMA, 100% RB, 15 MHz, 64-QAM) | X | 3.35 | 67.56 | 16.08 | 0.00 | 150.0 | ± 9.6 % |
| | | Y | 3.20 | 66.89 | 15.61 | | 150.0 | |
| | | Z | 3.24 | 67.46 | 15.97 | | 150.0 | |
| 10142-CAD | LTE-FDD (SC-FDMA, 100% RB, 3 MHz, QPSK) | X | 1.80 | 68.59 | 15.33 | 0.00 | 150.0 | ± 9.6 % |
| | | Y | 1.53 | 66.49 | 13.76 | | 150.0 | |
| | | Z | 1.64 | 67.93 | 14.59 | | 150.0 | |
| 10143-CAD | LTE-FDD (SC-FDMA, 100% RB, 3 MHz, 16-QAM) | X | 2.29 | 69.05 | 15.16 | 0.00 | 150.0 | ± 9.6 % |
| | | Y | 1.94 | 66.78 | 13.54 | | 150.0 | |
| | | Z | 2.05 | 68.12 | 14.12 | | 150.0 | |
| 10144-CAD | LTE-FDD (SC-FDMA, 100% RB, 3 MHz, 64-QAM) | X | 1.95 | 65.96 | 13.09 | 0.00 | 150.0 | ± 9.6 % |
| | | Y | 1.71 | 64.37 | 11.76 | | 150.0 | |
| | | Z | 1.71 | 64.91 | 11.94 | | 150.0 | |
| 10145-CAE | LTE-FDD (SC-FDMA, 100% RB, 1.4 MHz, QPSK) | X | 0.80 | 61.66 | 8.31 | 0.00 | 150.0 | ± 9.6 % |
| | | Y | 0.63 | 60.00 | 6.42 | | 150.0 | |
| | | Z | 0.60 | 60.00 | 6.26 | | 150.0 | |
| 10146-CAE | LTE-FDD (SC-FDMA, 100% RB, 1.4 MHz, 16-QAM) | X | 0.93 | 60.23 | 6.53 | 0.00 | 150.0 | ± 9.6 % |
| | | Y | 0.85 | 59.54 | 5.70 | | 150.0 | |
| | | Z | 0.78 | 60.00 | 5.45 | | 150.0 | |
| 10147-CAE | LTE-FDD (SC-FDMA, 100% RB, 1.4 MHz, 64-QAM) | X | 0.97 | 60.53 | 6.79 | 0.00 | 150.0 | ± 9.6 % |
| | | Y | 0.90 | 60.00 | 6.07 | | 150.0 | |
| | | Z | 0.79 | 60.00 | 5.50 | | 150.0 | |

Appendix A: DAE and Probe Calibration Certificate

EX3DV4- SN:7494

February 26, 2018

| | | | | | | | | |
|-----------|--|---|------|-------|-------|------|-------|---------|
| 10149-CAD | LTE-FDD (SC-FDMA, 50% RB, 20 MHz, 16-QAM) | X | 2.75 | 67.40 | 15.78 | 0.00 | 150.0 | ± 9.6 % |
| | | Y | 2.58 | 66.55 | 15.14 | | 150.0 | |
| | | Z | 2.64 | 67.28 | 15.59 | | 150.0 | |
| 10150-CAD | LTE-FDD (SC-FDMA, 50% RB, 20 MHz, 64-QAM) | X | 2.88 | 67.47 | 15.86 | 0.00 | 150.0 | ± 9.6 % |
| | | Y | 2.71 | 66.66 | 15.25 | | 150.0 | |
| | | Z | 2.77 | 67.39 | 15.69 | | 150.0 | |
| 10151-CAD | LTE-TDD (SC-FDMA, 50% RB, 20 MHz, QPSK) | X | 4.99 | 75.67 | 20.72 | 3.98 | 65.0 | ± 9.6 % |
| | | Y | 4.54 | 74.14 | 19.94 | | 65.0 | |
| | | Z | 4.82 | 75.77 | 20.80 | | 65.0 | |
| 10152-CAD | LTE-TDD (SC-FDMA, 50% RB, 20 MHz, 16-QAM) | X | 4.45 | 70.90 | 18.86 | 3.98 | 65.0 | ± 9.6 % |
| | | Y | 4.17 | 69.87 | 18.26 | | 65.0 | |
| | | Z | 4.26 | 70.67 | 18.66 | | 65.0 | |
| 10153-CAD | LTE-TDD (SC-FDMA, 50% RB, 20 MHz, 64-QAM) | X | 4.79 | 71.97 | 19.73 | 3.98 | 65.0 | ± 9.6 % |
| | | Y | 4.50 | 70.99 | 19.17 | | 65.0 | |
| | | Z | 4.61 | 71.85 | 19.59 | | 65.0 | |
| 10154-CAE | LTE-FDD (SC-FDMA, 50% RB, 10 MHz, QPSK) | X | 2.08 | 69.01 | 16.23 | 0.00 | 150.0 | ± 9.6 % |
| | | Y | 1.85 | 67.42 | 15.08 | | 150.0 | |
| | | Z | 1.95 | 68.66 | 15.88 | | 150.0 | |
| 10155-CAE | LTE-FDD (SC-FDMA, 50% RB, 10 MHz, 16-QAM) | X | 2.49 | 68.62 | 16.01 | 0.00 | 150.0 | ± 9.6 % |
| | | Y | 2.26 | 67.33 | 15.03 | | 150.0 | |
| | | Z | 2.38 | 68.57 | 15.67 | | 150.0 | |
| 10156-CAE | LTE-FDD (SC-FDMA, 50% RB, 5 MHz, QPSK) | X | 1.62 | 68.33 | 14.75 | 0.00 | 150.0 | ± 9.6 % |
| | | Y | 1.32 | 65.72 | 12.82 | | 150.0 | |
| | | Z | 1.42 | 67.19 | 13.63 | | 150.0 | |
| 10157-CAE | LTE-FDD (SC-FDMA, 50% RB, 5 MHz, 16-QAM) | X | 1.76 | 66.14 | 12.77 | 0.00 | 150.0 | ± 9.6 % |
| | | Y | 1.47 | 64.00 | 11.06 | | 150.0 | |
| | | Z | 1.47 | 64.54 | 11.21 | | 150.0 | |
| 10158-CAE | LTE-FDD (SC-FDMA, 50% RB, 10 MHz, 64-QAM) | X | 2.64 | 68.86 | 16.18 | 0.00 | 150.0 | ± 9.6 % |
| | | Y | 2.41 | 67.62 | 15.24 | | 150.0 | |
| | | Z | 2.52 | 68.81 | 15.83 | | 150.0 | |
| 10159-CAE | LTE-FDD (SC-FDMA, 50% RB, 5 MHz, 64-QAM) | X | 1.84 | 66.49 | 12.98 | 0.00 | 150.0 | ± 9.6 % |
| | | Y | 1.52 | 64.19 | 11.20 | | 150.0 | |
| | | Z | 1.52 | 64.73 | 11.33 | | 150.0 | |
| 10160-CAD | LTE-FDD (SC-FDMA, 50% RB, 15 MHz, QPSK) | X | 2.60 | 68.75 | 16.31 | 0.00 | 150.0 | ± 9.6 % |
| | | Y | 2.41 | 67.74 | 15.55 | | 150.0 | |
| | | Z | 2.47 | 68.55 | 16.10 | | 150.0 | |
| 10161-CAD | LTE-FDD (SC-FDMA, 50% RB, 15 MHz, 16-QAM) | X | 2.76 | 67.44 | 15.73 | 0.00 | 150.0 | ± 9.6 % |
| | | Y | 2.59 | 66.58 | 15.07 | | 150.0 | |
| | | Z | 2.65 | 67.35 | 15.50 | | 150.0 | |
| 10162-CAD | LTE-FDD (SC-FDMA, 50% RB, 15 MHz, 64-QAM) | X | 2.88 | 67.68 | 15.88 | 0.00 | 150.0 | ± 9.6 % |
| | | Y | 2.70 | 66.83 | 15.23 | | 150.0 | |
| | | Z | 2.76 | 67.62 | 15.66 | | 150.0 | |
| 10166-CAE | LTE-FDD (SC-FDMA, 50% RB, 1.4 MHz, QPSK) | X | 3.02 | 67.96 | 18.28 | 3.01 | 150.0 | ± 9.6 % |
| | | Y | 3.03 | 68.30 | 18.53 | | 150.0 | |
| | | Z | 2.86 | 67.79 | 18.34 | | 150.0 | |
| 10167-CAE | LTE-FDD (SC-FDMA, 50% RB, 1.4 MHz, 16-QAM) | X | 3.42 | 70.11 | 18.44 | 3.01 | 150.0 | ± 9.6 % |
| | | Y | 3.50 | 70.73 | 18.75 | | 150.0 | |
| | | Z | 3.20 | 70.16 | 18.62 | | 150.0 | |

Appendix A: DAE and Probe Calibration Certificate

EX3DV4- SN:7494

February 26, 2018

| | | | | | | | | |
|-----------|--|---|------|-------|-------|------|-------|---------|
| 10168-CAE | LTE-FDD (SC-FDMA, 50% RB, 1.4 MHz, 64-QAM) | X | 3.80 | 72.47 | 19.91 | 3.01 | 150.0 | ± 9.6 % |
| | | Y | 3.97 | 73.52 | 20.42 | | 150.0 | |
| | | Z | 3.59 | 72.78 | 20.23 | | 150.0 | |
| 10169-CAD | LTE-FDD (SC-FDMA, 1 RB, 20 MHz, QPSK) | X | 2.40 | 66.10 | 17.40 | 3.01 | 150.0 | ± 9.6 % |
| | | Y | 2.46 | 66.60 | 17.71 | | 150.0 | |
| | | Z | 2.33 | 66.05 | 17.51 | | 150.0 | |
| 10170-CAD | LTE-FDD (SC-FDMA, 1 RB, 20 MHz, 16-QAM) | X | 2.86 | 70.22 | 19.21 | 3.01 | 150.0 | ± 9.6 % |
| | | Y | 3.07 | 71.47 | 19.80 | | 150.0 | |
| | | Z | 2.76 | 70.55 | 19.53 | | 150.0 | |
| 10171-AAD | LTE-FDD (SC-FDMA, 1 RB, 20 MHz, 64-QAM) | X | 2.43 | 67.02 | 16.67 | 3.01 | 150.0 | ± 9.6 % |
| | | Y | 2.55 | 67.67 | 16.96 | | 150.0 | |
| | | Z | 2.33 | 67.12 | 16.84 | | 150.0 | |
| 10172-CAD | LTE-TDD (SC-FDMA, 1 RB, 20 MHz, QPSK) | X | 3.22 | 76.35 | 23.22 | 6.02 | 65.0 | ± 9.6 % |
| | | Y | 2.88 | 74.18 | 22.38 | | 65.0 | |
| | | Z | 2.74 | 74.43 | 22.80 | | 65.0 | |
| 10173-CAD | LTE-TDD (SC-FDMA, 1 RB, 20 MHz, 16-QAM) | X | 4.36 | 80.46 | 22.94 | 6.02 | 65.0 | ± 9.6 % |
| | | Y | 4.63 | 81.45 | 23.36 | | 65.0 | |
| | | Z | 3.93 | 80.61 | 23.43 | | 65.0 | |
| 10174-CAD | LTE-TDD (SC-FDMA, 1 RB, 20 MHz, 64-QAM) | X | 3.95 | 78.13 | 21.47 | 6.02 | 65.0 | ± 9.6 % |
| | | Y | 3.58 | 76.48 | 20.90 | | 65.0 | |
| | | Z | 3.41 | 77.60 | 21.68 | | 65.0 | |
| 10175-CAE | LTE-FDD (SC-FDMA, 1 RB, 10 MHz, QPSK) | X | 2.38 | 65.87 | 17.19 | 3.01 | 150.0 | ± 9.6 % |
| | | Y | 2.43 | 66.33 | 17.47 | | 150.0 | |
| | | Z | 2.30 | 65.82 | 17.28 | | 150.0 | |
| 10176-CAE | LTE-FDD (SC-FDMA, 1 RB, 10 MHz, 16-QAM) | X | 2.86 | 70.24 | 19.22 | 3.01 | 150.0 | ± 9.6 % |
| | | Y | 3.08 | 71.50 | 19.81 | | 150.0 | |
| | | Z | 2.76 | 70.57 | 19.54 | | 150.0 | |
| 10177-CAG | LTE-FDD (SC-FDMA, 1 RB, 5 MHz, QPSK) | X | 2.39 | 65.97 | 17.26 | 3.01 | 150.0 | ± 9.6 % |
| | | Y | 2.45 | 66.44 | 17.54 | | 150.0 | |
| | | Z | 2.32 | 65.91 | 17.35 | | 150.0 | |
| 10178-CAE | LTE-FDD (SC-FDMA, 1 RB, 5 MHz, 16-QAM) | X | 2.85 | 70.12 | 19.14 | 3.01 | 150.0 | ± 9.6 % |
| | | Y | 3.06 | 71.36 | 19.72 | | 150.0 | |
| | | Z | 2.75 | 70.47 | 19.48 | | 150.0 | |
| 10179-CAE | LTE-FDD (SC-FDMA, 1 RB, 10 MHz, 64-QAM) | X | 2.62 | 68.53 | 17.82 | 3.01 | 150.0 | ± 9.6 % |
| | | Y | 2.78 | 69.42 | 18.23 | | 150.0 | |
| | | Z | 2.52 | 68.74 | 18.07 | | 150.0 | |
| 10180-CAE | LTE-FDD (SC-FDMA, 1 RB, 5 MHz, 64-QAM) | X | 2.43 | 66.99 | 16.64 | 3.01 | 150.0 | ± 9.6 % |
| | | Y | 2.55 | 67.64 | 16.93 | | 150.0 | |
| | | Z | 2.33 | 67.10 | 16.82 | | 150.0 | |
| 10181-CAD | LTE-FDD (SC-FDMA, 1 RB, 15 MHz, QPSK) | X | 2.39 | 65.96 | 17.25 | 3.01 | 150.0 | ± 9.6 % |
| | | Y | 2.44 | 66.43 | 17.54 | | 150.0 | |
| | | Z | 2.31 | 65.90 | 17.34 | | 150.0 | |
| 10182-CAD | LTE-FDD (SC-FDMA, 1 RB, 15 MHz, 16-QAM) | X | 2.84 | 70.10 | 19.13 | 3.01 | 150.0 | ± 9.6 % |
| | | Y | 3.05 | 71.33 | 19.71 | | 150.0 | |
| | | Z | 2.75 | 70.45 | 19.47 | | 150.0 | |
| 10183-AAC | LTE-FDD (SC-FDMA, 1 RB, 15 MHz, 64-QAM) | X | 2.43 | 66.97 | 16.63 | 3.01 | 150.0 | ± 9.6 % |
| | | Y | 2.55 | 67.62 | 16.92 | | 150.0 | |
| | | Z | 2.32 | 67.08 | 16.81 | | 150.0 | |

Appendix A: DAE and Probe Calibration Certificate

EX3DV4- SN:7494

February 26, 2018

| | | | | | | | | |
|-----------|---|---|------|-------|-------|------|-------|---------|
| 10184-CAD | LTE-FDD (SC-FDMA, 1 RB, 3 MHz, QPSK) | X | 2.39 | 65.99 | 17.27 | 3.01 | 150.0 | ± 9.6 % |
| | | Y | 2.45 | 66.47 | 17.56 | | 150.0 | |
| | | Z | 2.32 | 65.93 | 17.36 | | 150.0 | |
| 10185-CAD | LTE-FDD (SC-FDMA, 1 RB, 3 MHz, 16-QAM) | X | 2.85 | 70.16 | 19.17 | 3.01 | 150.0 | ± 9.6 % |
| | | Y | 3.07 | 71.40 | 19.75 | | 150.0 | |
| | | Z | 2.76 | 70.51 | 19.50 | | 150.0 | |
| 10186-AAD | LTE-FDD (SC-FDMA, 1 RB, 3 MHz, 64-QAM) | X | 2.44 | 67.02 | 16.66 | 3.01 | 150.0 | ± 9.6 % |
| | | Y | 2.56 | 67.67 | 16.95 | | 150.0 | |
| | | Z | 2.33 | 67.13 | 16.84 | | 150.0 | |
| 10187-CAE | LTE-FDD (SC-FDMA, 1 RB, 1.4 MHz, QPSK) | X | 2.40 | 66.06 | 17.35 | 3.01 | 150.0 | ± 9.6 % |
| | | Y | 2.46 | 66.54 | 17.64 | | 150.0 | |
| | | Z | 2.33 | 66.01 | 17.45 | | 150.0 | |
| 10188-CAE | LTE-FDD (SC-FDMA, 1 RB, 1.4 MHz, 16-QAM) | X | 2.92 | 70.63 | 19.48 | 3.01 | 150.0 | ± 9.6 % |
| | | Y | 3.15 | 71.97 | 20.11 | | 150.0 | |
| | | Z | 2.82 | 70.99 | 19.83 | | 150.0 | |
| 10189-AAE | LTE-FDD (SC-FDMA, 1 RB, 1.4 MHz, 64-QAM) | X | 2.48 | 67.32 | 16.90 | 3.01 | 150.0 | ± 9.6 % |
| | | Y | 2.60 | 68.01 | 17.21 | | 150.0 | |
| | | Z | 2.37 | 67.44 | 17.08 | | 150.0 | |
| 10193-CAC | IEEE 802.11n (HT Greenfield, 6.5 Mbps, BPSK) | X | 4.36 | 66.79 | 16.12 | 0.00 | 150.0 | ± 9.6 % |
| | | Y | 4.24 | 66.43 | 15.86 | | 150.0 | |
| | | Z | 4.25 | 66.88 | 16.06 | | 150.0 | |
| 10194-CAC | IEEE 802.11n (HT Greenfield, 39 Mbps, 16-QAM) | X | 4.50 | 67.02 | 16.25 | 0.00 | 150.0 | ± 9.6 % |
| | | Y | 4.38 | 66.66 | 16.00 | | 150.0 | |
| | | Z | 4.38 | 67.06 | 16.19 | | 150.0 | |
| 10195-CAC | IEEE 802.11n (HT Greenfield, 65 Mbps, 64-QAM) | X | 4.53 | 67.04 | 16.27 | 0.00 | 150.0 | ± 9.6 % |
| | | Y | 4.41 | 66.68 | 16.02 | | 150.0 | |
| | | Z | 4.40 | 67.05 | 16.19 | | 150.0 | |
| 10196-CAC | IEEE 802.11n (HT Mixed, 6.5 Mbps, BPSK) | X | 4.34 | 66.79 | 16.11 | 0.00 | 150.0 | ± 9.6 % |
| | | Y | 4.22 | 66.42 | 15.84 | | 150.0 | |
| | | Z | 4.23 | 66.84 | 16.03 | | 150.0 | |
| 10197-CAC | IEEE 802.11n (HT Mixed, 39 Mbps, 16-QAM) | X | 4.51 | 67.03 | 16.26 | 0.00 | 150.0 | ± 9.6 % |
| | | Y | 4.38 | 66.66 | 16.01 | | 150.0 | |
| | | Z | 4.38 | 67.05 | 16.19 | | 150.0 | |
| 10198-CAC | IEEE 802.11n (HT Mixed, 65 Mbps, 64-QAM) | X | 4.53 | 67.04 | 16.27 | 0.00 | 150.0 | ± 9.6 % |
| | | Y | 4.40 | 66.67 | 16.02 | | 150.0 | |
| | | Z | 4.39 | 67.04 | 16.19 | | 150.0 | |
| 10219-CAC | IEEE 802.11n (HT Mixed, 7.2 Mbps, BPSK) | X | 4.30 | 66.83 | 16.08 | 0.00 | 150.0 | ± 9.6 % |
| | | Y | 4.17 | 66.45 | 15.81 | | 150.0 | |
| | | Z | 4.19 | 66.90 | 16.01 | | 150.0 | |
| 10220-CAC | IEEE 802.11n (HT Mixed, 43.3 Mbps, 16-QAM) | X | 4.50 | 66.99 | 16.24 | 0.00 | 150.0 | ± 9.6 % |
| | | Y | 4.38 | 66.63 | 16.00 | | 150.0 | |
| | | Z | 4.37 | 67.02 | 16.18 | | 150.0 | |
| 10221-CAC | IEEE 802.11n (HT Mixed, 72.2 Mbps, 64-QAM) | X | 4.54 | 66.98 | 16.26 | 0.00 | 150.0 | ± 9.6 % |
| | | Y | 4.42 | 66.63 | 16.01 | | 150.0 | |
| | | Z | 4.41 | 67.00 | 16.19 | | 150.0 | |
| 10222-CAC | IEEE 802.11n (HT Mixed, 15 Mbps, BPSK) | X | 4.91 | 67.06 | 16.39 | 0.00 | 150.0 | ± 9.6 % |
| | | Y | 4.81 | 66.75 | 16.20 | | 150.0 | |
| | | Z | 4.81 | 67.01 | 16.35 | | 150.0 | |

Appendix A: DAE and Probe Calibration Certificate

EX3DV4- SN:7494

February 26, 2018

| | | | | | | | | |
|-----------|---|---|------|-------|-------|------|-------|---------|
| 10223-CAC | IEEE 802.11n (HT Mixed, 90 Mbps, 16-QAM) | X | 5.18 | 67.25 | 16.50 | 0.00 | 150.0 | ± 9.6 % |
| | | Y | 5.07 | 66.94 | 16.31 | | 150.0 | |
| | | Z | 5.03 | 67.10 | 16.40 | | 150.0 | |
| 10224-CAC | IEEE 802.11n (HT Mixed, 150 Mbps, 64-QAM) | X | 4.95 | 67.17 | 16.38 | 0.00 | 150.0 | ± 9.6 % |
| | | Y | 4.85 | 66.86 | 16.19 | | 150.0 | |
| | | Z | 4.85 | 67.15 | 16.34 | | 150.0 | |
| 10225-CAB | UMTS-FDD (HSPA+) | X | 2.64 | 66.25 | 14.92 | 0.00 | 150.0 | ± 9.6 % |
| | | Y | 2.47 | 65.44 | 14.20 | | 150.0 | |
| | | Z | 2.51 | 66.11 | 14.44 | | 150.0 | |
| 10226-CAA | LTE-TDD (SC-FDMA, 1 RB, 1.4 MHz, 16-QAM) | X | 4.57 | 81.37 | 23.38 | 6.02 | 65.0 | ± 9.6 % |
| | | Y | 4.90 | 82.52 | 23.85 | | 65.0 | |
| | | Z | 4.15 | 81.66 | 23.92 | | 65.0 | |
| 10227-CAA | LTE-TDD (SC-FDMA, 1 RB, 1.4 MHz, 64-QAM) | X | 4.60 | 80.57 | 22.40 | 6.02 | 65.0 | ± 9.6 % |
| | | Y | 4.89 | 81.58 | 22.82 | | 65.0 | |
| | | Z | 4.14 | 80.85 | 22.92 | | 65.0 | |
| 10228-CAA | LTE-TDD (SC-FDMA, 1 RB, 1.4 MHz, QPSK) | X | 3.35 | 77.29 | 23.65 | 6.02 | 65.0 | ± 9.6 % |
| | | Y | 3.36 | 77.54 | 23.87 | | 65.0 | |
| | | Z | 2.92 | 75.79 | 23.43 | | 65.0 | |
| 10229-CAB | LTE-TDD (SC-FDMA, 1 RB, 3 MHz, 16-QAM) | X | 4.39 | 80.55 | 22.98 | 6.02 | 65.0 | ± 9.6 % |
| | | Y | 4.67 | 81.55 | 23.40 | | 65.0 | |
| | | Z | 3.96 | 80.71 | 23.47 | | 65.0 | |
| 10230-CAB | LTE-TDD (SC-FDMA, 1 RB, 3 MHz, 64-QAM) | X | 4.37 | 79.68 | 21.99 | 6.02 | 65.0 | ± 9.6 % |
| | | Y | 4.61 | 80.55 | 22.37 | | 65.0 | |
| | | Z | 3.91 | 79.81 | 22.46 | | 65.0 | |
| 10231-CAB | LTE-TDD (SC-FDMA, 1 RB, 3 MHz, QPSK) | X | 3.26 | 76.70 | 23.33 | 6.02 | 65.0 | ± 9.6 % |
| | | Y | 3.26 | 76.88 | 23.51 | | 65.0 | |
| | | Z | 2.84 | 75.20 | 23.10 | | 65.0 | |
| 10232-CAD | LTE-TDD (SC-FDMA, 1 RB, 5 MHz, 16-QAM) | X | 4.39 | 80.53 | 22.98 | 6.02 | 65.0 | ± 9.6 % |
| | | Y | 4.66 | 81.53 | 23.40 | | 65.0 | |
| | | Z | 3.96 | 80.69 | 23.47 | | 65.0 | |
| 10233-CAD | LTE-TDD (SC-FDMA, 1 RB, 5 MHz, 64-QAM) | X | 4.36 | 79.65 | 21.99 | 6.02 | 65.0 | ± 9.6 % |
| | | Y | 4.60 | 80.51 | 22.36 | | 65.0 | |
| | | Z | 3.89 | 79.77 | 22.44 | | 65.0 | |
| 10234-CAD | LTE-TDD (SC-FDMA, 1 RB, 5 MHz, QPSK) | X | 3.19 | 76.23 | 23.02 | 6.02 | 65.0 | ± 9.6 % |
| | | Y | 3.18 | 76.36 | 23.17 | | 65.0 | |
| | | Z | 2.78 | 74.77 | 22.80 | | 65.0 | |
| 10235-CAD | LTE-TDD (SC-FDMA, 1 RB, 10 MHz, 16-QAM) | X | 4.38 | 80.55 | 22.98 | 6.02 | 65.0 | ± 9.6 % |
| | | Y | 4.66 | 81.55 | 23.41 | | 65.0 | |
| | | Z | 3.96 | 80.70 | 23.48 | | 65.0 | |
| 10236-CAD | LTE-TDD (SC-FDMA, 1 RB, 10 MHz, 64-QAM) | X | 4.40 | 79.78 | 22.03 | 6.02 | 65.0 | ± 9.6 % |
| | | Y | 4.64 | 80.65 | 22.40 | | 65.0 | |
| | | Z | 3.94 | 79.92 | 22.49 | | 65.0 | |
| 10237-CAD | LTE-TDD (SC-FDMA, 1 RB, 10 MHz, QPSK) | X | 3.25 | 76.71 | 23.34 | 6.02 | 65.0 | ± 9.6 % |
| | | Y | 3.26 | 76.89 | 23.52 | | 65.0 | |
| | | Z | 2.83 | 75.20 | 23.10 | | 65.0 | |
| 10238-CAD | LTE-TDD (SC-FDMA, 1 RB, 15 MHz, 16-QAM) | X | 4.37 | 80.51 | 22.96 | 6.02 | 65.0 | ± 9.6 % |
| | | Y | 4.65 | 81.50 | 23.39 | | 65.0 | |
| | | Z | 3.95 | 80.66 | 23.46 | | 65.0 | |

Appendix A: DAE and Probe Calibration Certificate

EX3DV4- SN:7494

February 26, 2018

| | | | | | | | | |
|-----------|--|---|------|-------|-------|------|------|---------|
| 10239-CAD | LTE-TDD (SC-FDMA, 1 RB, 15 MHz, 64-QAM) | X | 4.34 | 79.61 | 21.97 | 6.02 | 65.0 | ± 9.6 % |
| | | Y | 4.58 | 80.47 | 22.35 | | 65.0 | |
| | | Z | 3.88 | 79.72 | 22.43 | | 65.0 | |
| 10240-CAD | LTE-TDD (SC-FDMA, 1 RB, 15 MHz, QPSK) | X | 3.25 | 76.69 | 23.33 | 6.02 | 65.0 | ± 9.6 % |
| | | Y | 3.25 | 76.87 | 23.51 | | 65.0 | |
| | | Z | 2.83 | 75.19 | 23.10 | | 65.0 | |
| 10241-CAA | LTE-TDD (SC-FDMA, 50% RB, 1.4 MHz, 16-QAM) | X | 5.67 | 76.94 | 23.64 | 6.98 | 65.0 | ± 9.6 % |
| | | Y | 5.73 | 77.33 | 23.85 | | 65.0 | |
| | | Z | 5.41 | 77.83 | 24.19 | | 65.0 | |
| 10242-CAA | LTE-TDD (SC-FDMA, 50% RB, 1.4 MHz, 64-QAM) | X | 5.51 | 76.48 | 23.38 | 6.98 | 65.0 | ± 9.6 % |
| | | Y | 5.15 | 75.22 | 22.87 | | 65.0 | |
| | | Z | 5.17 | 76.81 | 23.79 | | 65.0 | |
| 10243-CAA | LTE-TDD (SC-FDMA, 50% RB, 1.4 MHz, QPSK) | X | 4.66 | 73.35 | 22.88 | 6.98 | 65.0 | ± 9.6 % |
| | | Y | 4.37 | 72.03 | 22.31 | | 65.0 | |
| | | Z | 4.40 | 73.35 | 23.12 | | 65.0 | |
| 10244-CAB | LTE-TDD (SC-FDMA, 50% RB, 3 MHz, 16-QAM) | X | 2.90 | 67.06 | 13.06 | 3.98 | 65.0 | ± 9.6 % |
| | | Y | 2.71 | 66.26 | 12.47 | | 65.0 | |
| | | Z | 2.39 | 65.15 | 11.38 | | 65.0 | |
| 10245-CAB | LTE-TDD (SC-FDMA, 50% RB, 3 MHz, 64-QAM) | X | 2.85 | 66.61 | 12.78 | 3.98 | 65.0 | ± 9.6 % |
| | | Y | 2.68 | 65.84 | 12.20 | | 65.0 | |
| | | Z | 2.36 | 64.77 | 11.12 | | 65.0 | |
| 10246-CAB | LTE-TDD (SC-FDMA, 50% RB, 3 MHz, QPSK) | X | 3.01 | 71.40 | 15.89 | 3.98 | 65.0 | ± 9.6 % |
| | | Y | 2.36 | 67.99 | 13.82 | | 65.0 | |
| | | Z | 2.41 | 68.64 | 13.94 | | 65.0 | |
| 10247-CAD | LTE-TDD (SC-FDMA, 50% RB, 5 MHz, 16-QAM) | X | 3.36 | 69.51 | 15.75 | 3.98 | 65.0 | ± 9.6 % |
| | | Y | 2.95 | 67.61 | 14.45 | | 65.0 | |
| | | Z | 2.97 | 68.07 | 14.42 | | 65.0 | |
| 10248-CAD | LTE-TDD (SC-FDMA, 50% RB, 5 MHz, 64-QAM) | X | 3.34 | 68.90 | 15.44 | 3.98 | 65.0 | ± 9.6 % |
| | | Y | 2.95 | 67.15 | 14.22 | | 65.0 | |
| | | Z | 2.92 | 67.38 | 14.07 | | 65.0 | |
| 10249-CAD | LTE-TDD (SC-FDMA, 50% RB, 5 MHz, QPSK) | X | 4.26 | 76.83 | 19.56 | 3.98 | 65.0 | ± 9.6 % |
| | | Y | 3.47 | 73.55 | 17.79 | | 65.0 | |
| | | Z | 3.81 | 75.50 | 18.55 | | 65.0 | |
| 10250-CAD | LTE-TDD (SC-FDMA, 50% RB, 10 MHz, 16-QAM) | X | 4.36 | 73.05 | 19.62 | 3.98 | 65.0 | ± 9.6 % |
| | | Y | 4.02 | 71.77 | 18.85 | | 65.0 | |
| | | Z | 4.18 | 72.90 | 19.29 | | 65.0 | |
| 10251-CAD | LTE-TDD (SC-FDMA, 50% RB, 10 MHz, 64-QAM) | X | 4.16 | 70.97 | 18.24 | 3.98 | 65.0 | ± 9.6 % |
| | | Y | 3.84 | 69.74 | 17.45 | | 65.0 | |
| | | Z | 3.91 | 70.51 | 17.72 | | 65.0 | |
| 10252-CAD | LTE-TDD (SC-FDMA, 50% RB, 10 MHz, QPSK) | X | 4.83 | 77.80 | 21.42 | 3.98 | 65.0 | ± 9.6 % |
| | | Y | 4.26 | 75.76 | 20.36 | | 65.0 | |
| | | Z | 4.64 | 77.86 | 21.33 | | 65.0 | |
| 10253-CAD | LTE-TDD (SC-FDMA, 50% RB, 15 MHz, 16-QAM) | X | 4.40 | 70.58 | 18.61 | 3.98 | 65.0 | ± 9.6 % |
| | | Y | 4.13 | 69.58 | 18.00 | | 65.0 | |
| | | Z | 4.22 | 70.40 | 18.37 | | 65.0 | |
| 10254-CAD | LTE-TDD (SC-FDMA, 50% RB, 15 MHz, 64-QAM) | X | 4.70 | 71.50 | 19.34 | 3.98 | 65.0 | ± 9.6 % |
| | | Y | 4.41 | 70.53 | 18.77 | | 65.0 | |
| | | Z | 4.51 | 71.38 | 19.13 | | 65.0 | |

Appendix A: DAE and Probe Calibration Certificate

EX3DV4- SN:7494

February 26, 2018

| | | | | | | | | |
|-----------|---|---|------|-------|-------|------|------|---------|
| 10255-CAD | LTE-TDD (SC-FDMA, 50% RB, 15 MHz, QPSK) | X | 4.76 | 74.95 | 20.56 | 3.98 | 65.0 | ± 9.6 % |
| | | Y | 4.35 | 73.52 | 19.81 | | 65.0 | |
| | | Z | 4.59 | 75.06 | 20.58 | | 65.0 | |
| 10256-CAA | LTE-TDD (SC-FDMA, 100% RB, 1.4 MHz, 16-QAM) | X | 2.08 | 63.27 | 9.80 | 3.98 | 65.0 | ± 9.6 % |
| | | Y | 1.95 | 62.60 | 9.21 | | 65.0 | |
| | | Z | 1.70 | 61.73 | 8.15 | | 65.0 | |
| 10257-CAA | LTE-TDD (SC-FDMA, 100% RB, 1.4 MHz, 64-QAM) | X | 2.07 | 62.91 | 9.50 | 3.98 | 65.0 | ± 9.6 % |
| | | Y | 1.94 | 62.29 | 8.92 | | 65.0 | |
| | | Z | 1.69 | 61.46 | 7.88 | | 65.0 | |
| 10258-CAA | LTE-TDD (SC-FDMA, 100% RB, 1.4 MHz, QPSK) | X | 2.01 | 65.63 | 11.91 | 3.98 | 65.0 | ± 9.6 % |
| | | Y | 1.65 | 63.35 | 10.17 | | 65.0 | |
| | | Z | 1.59 | 63.25 | 9.83 | | 65.0 | |
| 10259-CAB | LTE-TDD (SC-FDMA, 100% RB, 3 MHz, 16-QAM) | X | 3.78 | 71.05 | 17.26 | 3.98 | 65.0 | ± 9.6 % |
| | | Y | 3.37 | 69.33 | 16.13 | | 65.0 | |
| | | Z | 3.46 | 70.13 | 16.31 | | 65.0 | |
| 10260-CAB | LTE-TDD (SC-FDMA, 100% RB, 3 MHz, 64-QAM) | X | 3.81 | 70.78 | 17.12 | 3.98 | 65.0 | ± 9.6 % |
| | | Y | 3.41 | 69.12 | 16.02 | | 65.0 | |
| | | Z | 3.48 | 69.84 | 16.15 | | 65.0 | |
| 10261-CAB | LTE-TDD (SC-FDMA, 100% RB, 3 MHz, QPSK) | X | 4.32 | 76.55 | 20.03 | 3.98 | 65.0 | ± 9.6 % |
| | | Y | 3.68 | 73.97 | 18.61 | | 65.0 | |
| | | Z | 4.03 | 75.96 | 19.43 | | 65.0 | |
| 10262-CAD | LTE-TDD (SC-FDMA, 100% RB, 5 MHz, 16-QAM) | X | 4.35 | 72.98 | 19.56 | 3.98 | 65.0 | ± 9.6 % |
| | | Y | 4.00 | 71.69 | 18.79 | | 65.0 | |
| | | Z | 4.16 | 72.81 | 19.23 | | 65.0 | |
| 10263-CAD | LTE-TDD (SC-FDMA, 100% RB, 5 MHz, 64-QAM) | X | 4.15 | 70.95 | 18.23 | 3.98 | 65.0 | ± 9.6 % |
| | | Y | 3.83 | 69.72 | 17.45 | | 65.0 | |
| | | Z | 3.90 | 70.49 | 17.72 | | 65.0 | |
| 10264-CAD | LTE-TDD (SC-FDMA, 100% RB, 5 MHz, QPSK) | X | 4.78 | 77.59 | 21.30 | 3.98 | 65.0 | ± 9.6 % |
| | | Y | 4.21 | 75.55 | 20.24 | | 65.0 | |
| | | Z | 4.59 | 77.63 | 21.21 | | 65.0 | |
| 10265-CAD | LTE-TDD (SC-FDMA, 100% RB, 10 MHz, 16-QAM) | X | 4.45 | 70.90 | 18.87 | 3.98 | 65.0 | ± 9.6 % |
| | | Y | 4.17 | 69.87 | 18.27 | | 65.0 | |
| | | Z | 4.26 | 70.67 | 18.67 | | 65.0 | |
| 10266-CAD | LTE-TDD (SC-FDMA, 100% RB, 10 MHz, 64-QAM) | X | 4.79 | 71.96 | 19.72 | 3.98 | 65.0 | ± 9.6 % |
| | | Y | 4.50 | 70.98 | 19.16 | | 65.0 | |
| | | Z | 4.60 | 71.84 | 19.58 | | 65.0 | |
| 10267-CAD | LTE-TDD (SC-FDMA, 100% RB, 10 MHz, QPSK) | X | 4.98 | 75.63 | 20.70 | 3.98 | 65.0 | ± 9.6 % |
| | | Y | 4.53 | 74.10 | 19.92 | | 65.0 | |
| | | Z | 4.81 | 75.72 | 20.78 | | 65.0 | |
| 10268-CAD | LTE-TDD (SC-FDMA, 100% RB, 15 MHz, 16-QAM) | X | 5.11 | 71.08 | 19.43 | 3.98 | 65.0 | ± 9.6 % |
| | | Y | 4.84 | 70.20 | 18.97 | | 65.0 | |
| | | Z | 4.92 | 70.93 | 19.36 | | 65.0 | |
| 10269-CAD | LTE-TDD (SC-FDMA, 100% RB, 15 MHz, 64-QAM) | X | 5.13 | 70.76 | 19.32 | 3.98 | 65.0 | ± 9.6 % |
| | | Y | 4.87 | 69.92 | 18.86 | | 65.0 | |
| | | Z | 4.96 | 70.66 | 19.25 | | 65.0 | |
| 10270-CAD | LTE-TDD (SC-FDMA, 100% RB, 15 MHz, QPSK) | X | 5.11 | 73.33 | 19.86 | 3.98 | 65.0 | ± 9.6 % |
| | | Y | 4.76 | 72.19 | 19.29 | | 65.0 | |
| | | Z | 4.96 | 73.43 | 19.98 | | 65.0 | |

Appendix A: DAE and Probe Calibration Certificate

EX3DV4- SN:7494

February 26, 2018

| | | | | | | | | |
|-----------|--|---|-------|--------|-------|------|-------|---------|
| 10274-CAB | UMTS-FDD (HSUPA, Subtest 5, 3GPP Rel8.10) | X | 2.48 | 66.86 | 14.99 | 0.00 | 150.0 | ± 9.6 % |
| | | Y | 2.30 | 65.90 | 14.17 | | 150.0 | |
| | | Z | 2.37 | 66.79 | 14.57 | | 150.0 | |
| 10275-CAB | UMTS-FDD (HSUPA, Subtest 5, 3GPP Rel8.4) | X | 1.53 | 68.05 | 15.40 | 0.00 | 150.0 | ± 9.6 % |
| | | Y | 1.32 | 66.12 | 13.91 | | 150.0 | |
| | | Z | 1.45 | 67.75 | 14.99 | | 150.0 | |
| 10277-CAA | PHS (QPSK) | X | 1.30 | 58.93 | 4.20 | 9.03 | 50.0 | ± 9.6 % |
| | | Y | 1.32 | 58.56 | 3.87 | | 50.0 | |
| | | Z | 1.18 | 58.32 | 3.49 | | 50.0 | |
| 10278-CAA | PHS (QPSK, BW 884MHz, Rolloff 0.5) | X | 2.49 | 64.91 | 10.26 | 9.03 | 50.0 | ± 9.6 % |
| | | Y | 2.32 | 63.55 | 9.26 | | 50.0 | |
| | | Z | 2.17 | 63.27 | 8.86 | | 50.0 | |
| 10279-CAA | PHS (QPSK, BW 884MHz, Rolloff 0.38) | X | 2.57 | 65.18 | 10.47 | 9.03 | 50.0 | ± 9.6 % |
| | | Y | 2.38 | 63.76 | 9.44 | | 50.0 | |
| | | Z | 2.22 | 63.44 | 9.03 | | 50.0 | |
| 10290-AAB | CDMA2000, RC1, SO55, Full Rate | X | 1.01 | 65.74 | 11.23 | 0.00 | 150.0 | ± 9.6 % |
| | | Y | 0.67 | 61.70 | 8.06 | | 150.0 | |
| | | Z | 0.69 | 62.65 | 8.67 | | 150.0 | |
| 10291-AAB | CDMA2000, RC3, SO55, Full Rate | X | 0.64 | 64.08 | 10.26 | 0.00 | 150.0 | ± 9.6 % |
| | | Y | 0.41 | 60.32 | 6.85 | | 150.0 | |
| | | Z | 0.48 | 61.84 | 8.06 | | 150.0 | |
| 10292-AAB | CDMA2000, RC3, SO32, Full Rate | X | 0.93 | 69.17 | 13.09 | 0.00 | 150.0 | ± 9.6 % |
| | | Y | 0.46 | 61.72 | 7.96 | | 150.0 | |
| | | Z | 0.63 | 65.19 | 10.18 | | 150.0 | |
| 10293-AAB | CDMA2000, RC3, SO3, Full Rate | X | 2.58 | 81.84 | 18.38 | 0.00 | 150.0 | ± 9.6 % |
| | | Y | 0.61 | 64.42 | 9.84 | | 150.0 | |
| | | Z | 1.45 | 74.16 | 14.40 | | 150.0 | |
| 10295-AAB | CDMA2000, RC1, SO3, 1/8th Rate 25 fr. | X | 16.38 | 93.11 | 24.71 | 9.03 | 50.0 | ± 9.6 % |
| | | Y | 16.06 | 90.60 | 23.14 | | 50.0 | |
| | | Z | 41.75 | 104.48 | 26.91 | | 50.0 | |
| 10297-AAC | LTE-FDD (SC-FDMA, 50% RB, 20 MHz, QPSK) | X | 2.56 | 69.49 | 16.58 | 0.00 | 150.0 | ± 9.6 % |
| | | Y | 2.33 | 68.15 | 15.68 | | 150.0 | |
| | | Z | 2.43 | 69.17 | 16.39 | | 150.0 | |
| 10298-AAC | LTE-FDD (SC-FDMA, 50% RB, 3 MHz, QPSK) | X | 1.18 | 65.35 | 11.77 | 0.00 | 150.0 | ± 9.6 % |
| | | Y | 0.89 | 62.40 | 9.35 | | 150.0 | |
| | | Z | 0.90 | 63.00 | 9.64 | | 150.0 | |
| 10299-AAC | LTE-FDD (SC-FDMA, 50% RB, 3 MHz, 16-QAM) | X | 1.36 | 63.05 | 9.42 | 0.00 | 150.0 | ± 9.6 % |
| | | Y | 1.26 | 62.26 | 8.62 | | 150.0 | |
| | | Z | 1.05 | 61.24 | 7.54 | | 150.0 | |
| 10300-AAC | LTE-FDD (SC-FDMA, 50% RB, 3 MHz, 64-QAM) | X | 1.15 | 60.99 | 7.59 | 0.00 | 150.0 | ± 9.6 % |
| | | Y | 1.07 | 60.46 | 6.94 | | 150.0 | |
| | | Z | 0.89 | 59.75 | 5.99 | | 150.0 | |
| 10301-AAA | IEEE 802.16e WiMAX (29:18, 5ms, 10MHz, QPSK, PUSC) | X | 4.25 | 64.73 | 16.86 | 4.17 | 50.0 | ± 9.6 % |
| | | Y | 4.21 | 64.78 | 16.74 | | 50.0 | |
| | | Z | 4.10 | 64.79 | 16.69 | | 50.0 | |
| 10302-AAA | IEEE 802.16e WiMAX (29:18, 5ms, 10MHz, QPSK, PUSC, 3 CTRL symbols) | X | 4.74 | 65.43 | 17.63 | 4.96 | 50.0 | ± 9.6 % |
| | | Y | 4.66 | 65.24 | 17.38 | | 50.0 | |
| | | Z | 4.60 | 65.49 | 17.44 | | 50.0 | |

Appendix A: DAE and Probe Calibration Certificate

EX3DV4- SN:7494

February 26, 2018

| | | | | | | | | |
|-----------|---|---|------|-------|-------|-------|-------|---------|
| 10303-AAA | IEEE 802.16e WiMAX (31:15, 5ms, 10MHz, 64QAM, PUSC) | X | 4.49 | 65.00 | 17.39 | 4.96 | 50.0 | ± 9.6 % |
| | | Y | 4.44 | 65.13 | 17.34 | | 50.0 | |
| | | Z | 4.36 | 65.13 | 17.21 | | 50.0 | |
| 10304-AAA | IEEE 802.16e WiMAX (29:18, 5ms, 10MHz, 64QAM, PUSC) | X | 4.34 | 65.04 | 16.98 | 4.17 | 50.0 | ± 9.6 % |
| | | Y | 4.25 | 64.81 | 16.70 | | 50.0 | |
| | | Z | 4.21 | 65.16 | 16.81 | | 50.0 | |
| 10305-AAA | IEEE 802.16e WiMAX (31:15, 10ms, 10MHz, 64QAM, PUSC, 15 symbols) | X | 3.71 | 65.40 | 17.85 | 6.02 | 35.0 | ± 9.6 % |
| | | Y | 3.72 | 65.71 | 17.67 | | 35.0 | |
| | | Z | 3.59 | 65.50 | 17.36 | | 35.0 | |
| 10306-AAA | IEEE 802.16e WiMAX (29:18, 10ms, 10MHz, 64QAM, PUSC, 18 symbols) | X | 4.14 | 65.15 | 17.96 | 6.02 | 35.0 | ± 9.6 % |
| | | Y | 4.12 | 65.33 | 17.82 | | 35.0 | |
| | | Z | 4.02 | 65.33 | 17.66 | | 35.0 | |
| 10307-AAA | IEEE 802.16e WiMAX (29:18, 10ms, 10MHz, QPSK, PUSC, 18 symbols) | X | 4.01 | 65.07 | 17.81 | 6.02 | 35.0 | ± 9.6 % |
| | | Y | 3.99 | 65.26 | 17.66 | | 35.0 | |
| | | Z | 3.89 | 65.22 | 17.49 | | 35.0 | |
| 10308-AAA | IEEE 802.16e WiMAX (29:18, 10ms, 10MHz, 16QAM, PUSC) | X | 3.97 | 65.21 | 17.93 | 6.02 | 35.0 | ± 9.6 % |
| | | Y | 3.96 | 65.42 | 17.79 | | 35.0 | |
| | | Z | 3.86 | 65.37 | 17.62 | | 35.0 | |
| 10309-AAA | IEEE 802.16e WiMAX (29:18, 10ms, 10MHz, 16QAM, AMC 2x3, 18 symbols) | X | 4.16 | 65.22 | 18.05 | 6.02 | 35.0 | ± 9.6 % |
| | | Y | 4.14 | 65.39 | 17.90 | | 35.0 | |
| | | Z | 4.03 | 65.36 | 17.74 | | 35.0 | |
| 10310-AAA | IEEE 802.16e WiMAX (29:18, 10ms, 10MHz, QPSK, AMC 2x3, 18 symbols) | X | 4.09 | 65.15 | 17.92 | 6.02 | 35.0 | ± 9.6 % |
| | | Y | 4.07 | 65.35 | 17.79 | | 35.0 | |
| | | Z | 3.97 | 65.35 | 17.65 | | 35.0 | |
| 10311-AAC | LTE-FDD (SC-FDMA, 100% RB, 15 MHz, QPSK) | X | 2.92 | 68.73 | 16.23 | 0.00 | 150.0 | ± 9.6 % |
| | | Y | 2.68 | 67.45 | 15.43 | | 150.0 | |
| | | Z | 2.78 | 68.38 | 16.08 | | 150.0 | |
| 10313-AAA | iDEN 1:3 | X | 2.23 | 70.71 | 15.35 | 6.99 | 70.0 | ± 9.6 % |
| | | Y | 1.69 | 66.90 | 13.17 | | 70.0 | |
| | | Z | 2.30 | 71.64 | 15.93 | | 70.0 | |
| 10314-AAA | iDEN 1:6 | X | 4.08 | 80.89 | 22.31 | 10.00 | 30.0 | ± 9.6 % |
| | | Y | 3.04 | 75.07 | 19.42 | | 30.0 | |
| | | Z | 4.65 | 83.62 | 23.48 | | 30.0 | |
| 10315-AAB | IEEE 802.11b WiFi 2.4 GHz (DSSS, 1 Mbps, 96pc duty cycle) | X | 1.04 | 63.55 | 14.98 | 0.17 | 150.0 | ± 9.6 % |
| | | Y | 0.94 | 62.52 | 14.02 | | 150.0 | |
| | | Z | 1.03 | 63.50 | 14.81 | | 150.0 | |
| 10316-AAB | IEEE 802.11g WiFi 2.4 GHz (ERP-OFDM, 6 Mbps, 96pc duty cycle) | X | 4.37 | 66.68 | 16.19 | 0.17 | 150.0 | ± 9.6 % |
| | | Y | 4.26 | 66.34 | 15.95 | | 150.0 | |
| | | Z | 4.26 | 66.72 | 16.11 | | 150.0 | |
| 10317-AAC | IEEE 802.11a WiFi 5 GHz (OFDM, 6 Mbps, 96pc duty cycle) | X | 4.37 | 66.68 | 16.19 | 0.17 | 150.0 | ± 9.6 % |
| | | Y | 4.26 | 66.34 | 15.95 | | 150.0 | |
| | | Z | 4.26 | 66.72 | 16.11 | | 150.0 | |
| 10400-AAD | IEEE 802.11ac WiFi (20MHz, 64-QAM, 99pc duty cycle) | X | 4.46 | 67.02 | 16.23 | 0.00 | 150.0 | ± 9.6 % |
| | | Y | 4.33 | 66.64 | 15.97 | | 150.0 | |
| | | Z | 4.31 | 66.98 | 16.13 | | 150.0 | |
| 10401-AAD | IEEE 802.11ac WiFi (40MHz, 64-QAM, 99pc duty cycle) | X | 5.12 | 66.82 | 16.24 | 0.00 | 150.0 | ± 9.6 % |
| | | Y | 5.01 | 66.51 | 16.06 | | 150.0 | |
| | | Z | 4.99 | 66.73 | 16.17 | | 150.0 | |

Appendix A: DAE and Probe Calibration Certificate

EX3DV4- SN:7494

February 26, 2018

| | | | | | | | | |
|-----------|---|---|--------|--------|-------|------|-------|---------|
| 10402-AAD | IEEE 802.11ac WiFi (80MHz, 64-QAM, 99pc duty cycle) | X | 5.47 | 67.39 | 16.42 | 0.00 | 150.0 | ± 9.6 % |
| | | Y | 5.37 | 67.08 | 16.25 | | 150.0 | |
| | | Z | 5.37 | 67.35 | 16.39 | | 150.0 | |
| 10403-AAB | CDMA2000 (1xEV-DO, Rev. 0) | X | 1.01 | 65.74 | 11.23 | 0.00 | 115.0 | ± 9.6 % |
| | | Y | 0.67 | 61.70 | 8.06 | | 115.0 | |
| | | Z | 0.69 | 62.65 | 8.67 | | 115.0 | |
| 10404-AAB | CDMA2000 (1xEV-DO, Rev. A) | X | 1.01 | 65.74 | 11.23 | 0.00 | 115.0 | ± 9.6 % |
| | | Y | 0.67 | 61.70 | 8.06 | | 115.0 | |
| | | Z | 0.69 | 62.65 | 8.67 | | 115.0 | |
| 10406-AAB | CDMA2000, RC3, SO32, SCH0, Full Rate | X | 13.40 | 94.87 | 22.42 | 0.00 | 100.0 | ± 9.6 % |
| | | Y | 37.24 | 104.89 | 24.38 | | 100.0 | |
| | | Z | 100.00 | 114.79 | 25.79 | | 100.0 | |
| 10410-AAD | LTE-TDD (SC-FDMA, 1 RB, 10 MHz, QPSK, UL Subframe=2,3,4,7,8,9, Subframe Conf=4) | X | 2.95 | 79.35 | 18.40 | 3.23 | 80.0 | ± 9.6 % |
| | | Y | 3.69 | 82.30 | 19.32 | | 80.0 | |
| | | Z | 3.87 | 84.90 | 20.56 | | 80.0 | |
| 10415-AAA | IEEE 802.11b WiFi 2.4 GHz (DSSS, 1 Mbps, 99pc duty cycle) | X | 1.00 | 63.14 | 14.62 | 0.00 | 150.0 | ± 9.6 % |
| | | Y | 0.91 | 62.12 | 13.65 | | 150.0 | |
| | | Z | 0.99 | 63.08 | 14.44 | | 150.0 | |
| 10416-AAA | IEEE 802.11g WiFi 2.4 GHz (ERP-OFDM, 6 Mbps, 99pc duty cycle) | X | 4.35 | 66.77 | 16.19 | 0.00 | 150.0 | ± 9.6 % |
| | | Y | 4.23 | 66.41 | 15.93 | | 150.0 | |
| | | Z | 4.24 | 66.81 | 16.11 | | 150.0 | |
| 10417-AAB | IEEE 802.11a/h WiFi 5 GHz (OFDM, 6 Mbps, 99pc duty cycle) | X | 4.35 | 66.77 | 16.19 | 0.00 | 150.0 | ± 9.6 % |
| | | Y | 4.23 | 66.41 | 15.93 | | 150.0 | |
| | | Z | 4.24 | 66.81 | 16.11 | | 150.0 | |
| 10418-AAA | IEEE 802.11g WiFi 2.4 GHz (DSSS-OFDM, 6 Mbps, 99pc duty cycle, Long preamble) | X | 4.35 | 66.98 | 16.25 | 0.00 | 150.0 | ± 9.6 % |
| | | Y | 4.23 | 66.61 | 15.99 | | 150.0 | |
| | | Z | 4.23 | 67.03 | 16.19 | | 150.0 | |
| 10419-AAA | IEEE 802.11g WiFi 2.4 GHz (DSSS-OFDM, 6 Mbps, 99pc duty cycle, Short preamble) | X | 4.36 | 66.91 | 16.23 | 0.00 | 150.0 | ± 9.6 % |
| | | Y | 4.24 | 66.55 | 15.97 | | 150.0 | |
| | | Z | 4.25 | 66.96 | 16.17 | | 150.0 | |
| 10422-AAB | IEEE 802.11n (HT Greenfield, 7.2 Mbps, BPSK) | X | 4.47 | 66.89 | 16.24 | 0.00 | 150.0 | ± 9.6 % |
| | | Y | 4.35 | 66.53 | 15.99 | | 150.0 | |
| | | Z | 4.35 | 66.92 | 16.18 | | 150.0 | |
| 10423-AAB | IEEE 802.11n (HT Greenfield, 43.3 Mbps, 16-QAM) | X | 4.59 | 67.14 | 16.33 | 0.00 | 150.0 | ± 9.6 % |
| | | Y | 4.47 | 66.78 | 16.08 | | 150.0 | |
| | | Z | 4.46 | 67.16 | 16.25 | | 150.0 | |
| 10424-AAB | IEEE 802.11n (HT Greenfield, 72.2 Mbps, 64-QAM) | X | 4.52 | 67.09 | 16.31 | 0.00 | 150.0 | ± 9.6 % |
| | | Y | 4.40 | 66.73 | 16.05 | | 150.0 | |
| | | Z | 4.39 | 67.09 | 16.23 | | 150.0 | |
| 10425-AAB | IEEE 802.11n (HT Greenfield, 15 Mbps, BPSK) | X | 5.15 | 67.27 | 16.49 | 0.00 | 150.0 | ± 9.6 % |
| | | Y | 5.05 | 66.98 | 16.31 | | 150.0 | |
| | | Z | 5.01 | 67.17 | 16.41 | | 150.0 | |
| 10426-AAB | IEEE 802.11n (HT Greenfield, 90 Mbps, 16-QAM) | X | 5.17 | 67.36 | 16.53 | 0.00 | 150.0 | ± 9.6 % |
| | | Y | 5.08 | 67.12 | 16.38 | | 150.0 | |
| | | Z | 5.05 | 67.33 | 16.49 | | 150.0 | |

Appendix A: DAE and Probe Calibration Certificate

EX3DV4- SN:7494

February 26, 2018

| | | | | | | | | |
|-----------|--|---|------|-------|-------|------|-------|---------|
| 10427-AAB | IEEE 802.11n (HT Greenfield, 150 Mbps, 64-QAM) | X | 5.13 | 67.15 | 16.42 | 0.00 | 150.0 | ± 9.6 % |
| | | Y | 5.03 | 66.85 | 16.24 | | 150.0 | |
| | | Z | 5.01 | 67.11 | 16.38 | | 150.0 | |
| 10430-AAB | LTE-FDD (OFDMA, 5 MHz, E-TM 3.1) | X | 4.23 | 72.27 | 18.34 | 0.00 | 150.0 | ± 9.6 % |
| | | Y | 3.99 | 71.49 | 17.71 | | 150.0 | |
| | | Z | 4.17 | 72.80 | 18.15 | | 150.0 | |
| 10431-AAB | LTE-FDD (OFDMA, 10 MHz, E-TM 3.1) | X | 3.96 | 67.36 | 16.06 | 0.00 | 150.0 | ± 9.6 % |
| | | Y | 3.81 | 66.88 | 15.67 | | 150.0 | |
| | | Z | 3.81 | 67.37 | 15.87 | | 150.0 | |
| 10432-AAB | LTE-FDD (OFDMA, 15 MHz, E-TM 3.1) | X | 4.29 | 67.19 | 16.23 | 0.00 | 150.0 | ± 9.6 % |
| | | Y | 4.15 | 66.79 | 15.93 | | 150.0 | |
| | | Z | 4.15 | 67.22 | 16.13 | | 150.0 | |
| 10433-AAB | LTE-FDD (OFDMA, 20 MHz, E-TM 3.1) | X | 4.54 | 67.13 | 16.33 | 0.00 | 150.0 | ± 9.6 % |
| | | Y | 4.42 | 66.76 | 16.08 | | 150.0 | |
| | | Z | 4.41 | 67.14 | 16.25 | | 150.0 | |
| 10434-AAA | W-CDMA (BS Test Model 1, 64 DPCH) | X | 4.34 | 73.15 | 18.13 | 0.00 | 150.0 | ± 9.6 % |
| | | Y | 3.97 | 71.83 | 17.20 | | 150.0 | |
| | | Z | 4.17 | 73.19 | 17.60 | | 150.0 | |
| 10435-AAC | LTE-TDD (SC-FDMA, 1 RB, 20 MHz, QPSK, UL Subframe=2,3,4,7,8,9) | X | 2.84 | 78.74 | 18.13 | 3.23 | 80.0 | ± 9.6 % |
| | | Y | 3.48 | 81.45 | 18.98 | | 80.0 | |
| | | Z | 3.64 | 83.98 | 20.20 | | 80.0 | |
| 10447-AAB | LTE-FDD (OFDMA, 5 MHz, E-TM 3.1, Clipping 44%) | X | 3.20 | 67.15 | 14.91 | 0.00 | 150.0 | ± 9.6 % |
| | | Y | 2.99 | 66.28 | 14.17 | | 150.0 | |
| | | Z | 2.97 | 66.77 | 14.26 | | 150.0 | |
| 10448-AAB | LTE-FDD (OFDMA, 10 MHz, E-TM 3.1, Clipping 44%) | X | 3.83 | 67.16 | 15.94 | 0.00 | 150.0 | ± 9.6 % |
| | | Y | 3.68 | 66.67 | 15.55 | | 150.0 | |
| | | Z | 3.69 | 67.18 | 15.75 | | 150.0 | |
| 10449-AAB | LTE-FDD (OFDMA, 15 MHz, E-TM 3.1, Clipping 44%) | X | 4.13 | 67.03 | 16.13 | 0.00 | 150.0 | ± 9.6 % |
| | | Y | 4.00 | 66.61 | 15.83 | | 150.0 | |
| | | Z | 4.00 | 67.05 | 16.03 | | 150.0 | |
| 10450-AAB | LTE-FDD (OFDMA, 20 MHz, E-TM 3.1, Clipping 44%) | X | 4.34 | 66.91 | 16.19 | 0.00 | 150.0 | ± 9.6 % |
| | | Y | 4.22 | 66.53 | 15.92 | | 150.0 | |
| | | Z | 4.23 | 66.92 | 16.11 | | 150.0 | |
| 10451-AAA | W-CDMA (BS Test Model 1, 64 DPCH, Clipping 44%) | X | 2.99 | 66.88 | 14.14 | 0.00 | 150.0 | ± 9.6 % |
| | | Y | 2.74 | 65.78 | 13.23 | | 150.0 | |
| | | Z | 2.69 | 66.07 | 13.18 | | 150.0 | |
| 10456-AAB | IEEE 802.11ac WiFi (160MHz, 64-QAM, 99pc duty cycle) | X | 6.06 | 67.78 | 16.63 | 0.00 | 150.0 | ± 9.6 % |
| | | Y | 6.00 | 67.55 | 16.51 | | 150.0 | |
| | | Z | 6.07 | 68.05 | 16.78 | | 150.0 | |
| 10457-AAA | UMTS-FDD (DC-HSDPA) | X | 3.71 | 65.53 | 15.92 | 0.00 | 150.0 | ± 9.6 % |
| | | Y | 3.61 | 65.20 | 15.66 | | 150.0 | |
| | | Z | 3.65 | 65.68 | 15.87 | | 150.0 | |
| 10458-AAA | CDMA2000 (1xEV-DO, Rev. B, 2 carriers) | X | 3.70 | 71.13 | 16.64 | 0.00 | 150.0 | ± 9.6 % |
| | | Y | 3.25 | 69.16 | 15.28 | | 150.0 | |
| | | Z | 3.15 | 69.17 | 14.95 | | 150.0 | |
| 10459-AAA | CDMA2000 (1xEV-DO, Rev. B, 3 carriers) | X | 4.84 | 69.11 | 17.84 | 0.00 | 150.0 | ± 9.6 % |
| | | Y | 4.69 | 68.77 | 17.48 | | 150.0 | |
| | | Z | 4.58 | 68.84 | 17.14 | | 150.0 | |

Appendix A: DAE and Probe Calibration Certificate

EX3DV4- SN:7494

February 26, 2018

| | | | | | | | | |
|-----------|---|---|------|-------|-------|------|-------|---------|
| 10460-AAA | UMTS-FDD (WCDMA, AMR) | X | 0.88 | 68.39 | 16.07 | 0.00 | 150.0 | ± 9.6 % |
| | | Y | 0.70 | 65.56 | 13.77 | | 150.0 | |
| | | Z | 0.84 | 67.99 | 15.62 | | 150.0 | |
| 10461-AAA | LTE-TDD (SC-FDMA, 1 RB, 1.4 MHz, QPSK, UL Subframe=2,3,4,7,8,9) | X | 1.57 | 72.49 | 16.91 | 3.29 | 80.0 | ± 9.6 % |
| | | Y | 2.31 | 77.86 | 18.85 | | 80.0 | |
| | | Z | 1.89 | 76.90 | 18.97 | | 80.0 | |
| 10462-AAA | LTE-TDD (SC-FDMA, 1 RB, 1.4 MHz, 16-QAM, UL Subframe=2,3,4,7,8,9) | X | 0.65 | 60.00 | 7.36 | 3.23 | 80.0 | ± 9.6 % |
| | | Y | 0.67 | 60.00 | 7.26 | | 80.0 | |
| | | Z | 0.57 | 60.00 | 7.02 | | 80.0 | |
| 10463-AAA | LTE-TDD (SC-FDMA, 1 RB, 1.4 MHz, 64-QAM, UL Subframe=2,3,4,7,8,9) | X | 0.67 | 60.00 | 6.67 | 3.23 | 80.0 | ± 9.6 % |
| | | Y | 0.68 | 60.00 | 6.58 | | 80.0 | |
| | | Z | 0.60 | 60.00 | 6.22 | | 80.0 | |
| 10464-AAA | LTE-TDD (SC-FDMA, 1 RB, 3 MHz, QPSK, UL Subframe=2,3,4,7,8,9) | X | 1.23 | 69.24 | 14.93 | 3.23 | 80.0 | ± 9.6 % |
| | | Y | 1.59 | 72.66 | 16.19 | | 80.0 | |
| | | Z | 1.42 | 72.83 | 16.69 | | 80.0 | |
| 10465-AAA | LTE-TDD (SC-FDMA, 1 RB, 3 MHz, 16-QAM, UL Subframe=2,3,4,7,8,9) | X | 0.65 | 60.00 | 7.28 | 3.23 | 80.0 | ± 9.6 % |
| | | Y | 0.67 | 60.00 | 7.19 | | 80.0 | |
| | | Z | 0.57 | 60.00 | 6.95 | | 80.0 | |
| 10466-AAA | LTE-TDD (SC-FDMA, 1 RB, 3 MHz, 64-QAM, UL Subframe=2,3,4,7,8,9) | X | 0.67 | 60.00 | 6.62 | 3.23 | 80.0 | ± 9.6 % |
| | | Y | 0.69 | 60.00 | 6.54 | | 80.0 | |
| | | Z | 0.60 | 60.00 | 6.18 | | 80.0 | |
| 10467-AAC | LTE-TDD (SC-FDMA, 1 RB, 5 MHz, QPSK, UL Subframe=2,3,4,7,8,9) | X | 1.28 | 69.83 | 15.22 | 3.23 | 80.0 | ± 9.6 % |
| | | Y | 1.71 | 73.64 | 16.62 | | 80.0 | |
| | | Z | 1.51 | 73.74 | 17.10 | | 80.0 | |
| 10468-AAC | LTE-TDD (SC-FDMA, 1 RB, 5 MHz, 16-QAM, UL Subframe=2,3,4,7,8,9) | X | 0.65 | 60.00 | 7.31 | 3.23 | 80.0 | ± 9.6 % |
| | | Y | 0.66 | 60.00 | 7.22 | | 80.0 | |
| | | Z | 0.57 | 60.00 | 6.98 | | 80.0 | |
| 10469-AAC | LTE-TDD (SC-FDMA, 1 RB, 5 MHz, 64-QAM, UL Subframe=2,3,4,7,8,9) | X | 0.67 | 60.00 | 6.62 | 3.23 | 80.0 | ± 9.6 % |
| | | Y | 0.68 | 60.00 | 6.54 | | 80.0 | |
| | | Z | 0.60 | 60.00 | 6.18 | | 80.0 | |
| 10470-AAC | LTE-TDD (SC-FDMA, 1 RB, 10 MHz, QPSK, UL Subframe=2,3,4,7,8,9) | X | 1.27 | 69.83 | 15.21 | 3.23 | 80.0 | ± 9.6 % |
| | | Y | 1.71 | 73.66 | 16.62 | | 80.0 | |
| | | Z | 1.50 | 73.77 | 17.11 | | 80.0 | |
| 10471-AAC | LTE-TDD (SC-FDMA, 1 RB, 10 MHz, 16-QAM, UL Subframe=2,3,4,7,8,9) | X | 0.65 | 60.00 | 7.29 | 3.23 | 80.0 | ± 9.6 % |
| | | Y | 0.66 | 60.00 | 7.20 | | 80.0 | |
| | | Z | 0.57 | 60.00 | 6.96 | | 80.0 | |
| 10472-AAC | LTE-TDD (SC-FDMA, 1 RB, 10 MHz, 64-QAM, UL Subframe=2,3,4,7,8,9) | X | 0.67 | 60.00 | 6.60 | 3.23 | 80.0 | ± 9.6 % |
| | | Y | 0.68 | 60.00 | 6.52 | | 80.0 | |
| | | Z | 0.31 | 55.91 | 4.03 | | 80.0 | |
| 10473-AAC | LTE-TDD (SC-FDMA, 1 RB, 15 MHz, QPSK, UL Subframe=2,3,4,7,8,9) | X | 1.27 | 69.80 | 15.19 | 3.23 | 80.0 | ± 9.6 % |
| | | Y | 1.70 | 73.59 | 16.59 | | 80.0 | |
| | | Z | 1.50 | 73.71 | 17.08 | | 80.0 | |
| 10474-AAC | LTE-TDD (SC-FDMA, 1 RB, 15 MHz, 16-QAM, UL Subframe=2,3,4,7,8,9) | X | 0.65 | 60.00 | 7.29 | 3.23 | 80.0 | ± 9.6 % |
| | | Y | 0.66 | 60.00 | 7.20 | | 80.0 | |
| | | Z | 0.57 | 60.00 | 6.96 | | 80.0 | |
| 10475-AAC | LTE-TDD (SC-FDMA, 1 RB, 15 MHz, 64-QAM, UL Subframe=2,3,4,7,8,9) | X | 0.67 | 60.00 | 6.60 | 3.23 | 80.0 | ± 9.6 % |
| | | Y | 0.68 | 60.00 | 6.52 | | 80.0 | |
| | | Z | 0.31 | 55.90 | 4.03 | | 80.0 | |

Appendix A: DAE and Probe Calibration Certificate

EX3DV4-- SN:7494

February 26, 2018

| | | | | | | | | |
|-----------|---|---|------|-------|-------|------|------|---------|
| 10477-AAC | LTE-TDD (SC-FDMA, 1 RB, 20 MHz, 16-QAM, UL Subframe=2,3,4,7,8,9) | X | 0.65 | 60.00 | 7.26 | 3.23 | 80.0 | ± 9.6 % |
| | | Y | 0.66 | 60.00 | 7.17 | | 80.0 | |
| | | Z | 0.57 | 60.00 | 6.93 | | 80.0 | |
| 10478-AAC | LTE-TDD (SC-FDMA, 1 RB, 20 MHz, 64-QAM, UL Subframe=2,3,4,7,8,9) | X | 0.67 | 60.00 | 6.59 | 3.23 | 80.0 | ± 9.6 % |
| | | Y | 0.68 | 60.00 | 6.51 | | 80.0 | |
| | | Z | 0.31 | 55.89 | 4.01 | | 80.0 | |
| 10479-AAA | LTE-TDD (SC-FDMA, 50% RB, 1.4 MHz, QPSK, UL Subframe=2,3,4,7,8,9) | X | 3.24 | 76.16 | 18.67 | 3.23 | 80.0 | ± 9.6 % |
| | | Y | 4.42 | 80.82 | 20.23 | | 80.0 | |
| | | Z | 4.39 | 82.21 | 20.82 | | 80.0 | |
| 10480-AAA | LTE-TDD (SC-FDMA, 50% RB, 1.4 MHz, 16-QAM, UL Subframe=2,3,4,7,8,9) | X | 2.03 | 66.76 | 12.73 | 3.23 | 80.0 | ± 9.6 % |
| | | Y | 2.05 | 66.92 | 12.60 | | 80.0 | |
| | | Z | 1.85 | 67.01 | 12.43 | | 80.0 | |
| 10481-AAA | LTE-TDD (SC-FDMA, 50% RB, 1.4 MHz, 64-QAM, UL Subframe=2,3,4,7,8,9) | X | 1.62 | 63.96 | 11.04 | 3.23 | 80.0 | ± 9.6 % |
| | | Y | 1.57 | 63.66 | 10.70 | | 80.0 | |
| | | Z | 1.32 | 63.18 | 10.24 | | 80.0 | |
| 10482-AAA | LTE-TDD (SC-FDMA, 50% RB, 3 MHz, QPSK, UL Subframe=2,3,4,7,8,9) | X | 1.53 | 65.20 | 12.69 | 2.23 | 80.0 | ± 9.6 % |
| | | Y | 1.10 | 61.56 | 10.21 | | 80.0 | |
| | | Z | 1.14 | 62.42 | 10.54 | | 80.0 | |
| 10483-AAA | LTE-TDD (SC-FDMA, 50% RB, 3 MHz, 16-QAM, UL Subframe=2,3,4,7,8,9) | X | 1.45 | 61.38 | 9.71 | 2.23 | 80.0 | ± 9.6 % |
| | | Y | 1.32 | 60.52 | 8.97 | | 80.0 | |
| | | Z | 1.16 | 60.00 | 8.17 | | 80.0 | |
| 10484-AAA | LTE-TDD (SC-FDMA, 50% RB, 3 MHz, 64-QAM, UL Subframe=2,3,4,7,8,9) | X | 1.44 | 61.07 | 9.53 | 2.23 | 80.0 | ± 9.6 % |
| | | Y | 1.32 | 60.25 | 8.82 | | 80.0 | |
| | | Z | 1.19 | 60.00 | 8.15 | | 80.0 | |
| 10485-AAC | LTE-TDD (SC-FDMA, 50% RB, 5 MHz, QPSK, UL Subframe=2,3,4,7,8,9) | X | 2.16 | 69.31 | 16.02 | 2.23 | 80.0 | ± 9.6 % |
| | | Y | 1.69 | 66.06 | 14.04 | | 80.0 | |
| | | Z | 1.93 | 68.38 | 15.12 | | 80.0 | |
| 10486-AAC | LTE-TDD (SC-FDMA, 50% RB, 5 MHz, 16-QAM, UL Subframe=2,3,4,7,8,9) | X | 2.10 | 65.45 | 13.37 | 2.23 | 80.0 | ± 9.6 % |
| | | Y | 1.71 | 62.92 | 11.64 | | 80.0 | |
| | | Z | 1.73 | 63.60 | 11.80 | | 80.0 | |
| 10487-AAC | LTE-TDD (SC-FDMA, 50% RB, 5 MHz, 64-QAM, UL Subframe=2,3,4,7,8,9) | X | 2.11 | 65.08 | 13.16 | 2.23 | 80.0 | ± 9.6 % |
| | | Y | 1.73 | 62.69 | 11.49 | | 80.0 | |
| | | Z | 1.73 | 63.23 | 11.57 | | 80.0 | |
| 10488-AAC | LTE-TDD (SC-FDMA, 50% RB, 10 MHz, QPSK, UL Subframe=2,3,4,7,8,9) | X | 2.58 | 69.55 | 17.35 | 2.23 | 80.0 | ± 9.6 % |
| | | Y | 2.27 | 67.73 | 16.25 | | 80.0 | |
| | | Z | 2.45 | 69.44 | 17.18 | | 80.0 | |
| 10489-AAC | LTE-TDD (SC-FDMA, 50% RB, 10 MHz, 16-QAM, UL Subframe=2,3,4,7,8,9) | X | 2.75 | 67.17 | 16.06 | 2.23 | 80.0 | ± 9.6 % |
| | | Y | 2.49 | 65.86 | 15.18 | | 80.0 | |
| | | Z | 2.63 | 67.13 | 15.78 | | 80.0 | |
| 10490-AAC | LTE-TDD (SC-FDMA, 50% RB, 10 MHz, 64-QAM, UL Subframe=2,3,4,7,8,9) | X | 2.83 | 67.06 | 16.01 | 2.23 | 80.0 | ± 9.6 % |
| | | Y | 2.57 | 65.81 | 15.15 | | 80.0 | |
| | | Z | 2.69 | 66.99 | 15.69 | | 80.0 | |
| 10491-AAC | LTE-TDD (SC-FDMA, 50% RB, 15 MHz, QPSK, UL Subframe=2,3,4,7,8,9) | X | 2.92 | 68.61 | 17.17 | 2.23 | 80.0 | ± 9.6 % |
| | | Y | 2.65 | 67.28 | 16.37 | | 80.0 | |
| | | Z | 2.77 | 68.48 | 17.08 | | 80.0 | |
| 10492-AAC | LTE-TDD (SC-FDMA, 50% RB, 15 MHz, 16-QAM, UL Subframe=2,3,4,7,8,9) | X | 3.13 | 66.69 | 16.33 | 2.23 | 80.0 | ± 9.6 % |
| | | Y | 2.92 | 65.77 | 15.72 | | 80.0 | |
| | | Z | 3.01 | 66.69 | 16.19 | | 80.0 | |

Appendix A: DAE and Probe Calibration Certificate

EX3DV4- SN:7494

February 26, 2018

| | | | | | | | | |
|-----------|--|---|------|-------|-------|------|------|---------|
| 10493-AAC | LTE-TDD (SC-FDMA, 50% RB, 15 MHz, 64-QAM, UL Subframe=2,3,4,7,8,9) | X | 3.19 | 66.60 | 16.28 | 2.23 | 80.0 | ± 9.6 % |
| | | Y | 2.99 | 65.70 | 15.69 | | 80.0 | |
| | | Z | 3.07 | 66.59 | 16.12 | | 80.0 | |
| 10494-AAC | LTE-TDD (SC-FDMA, 50% RB, 20 MHz, QPSK, UL Subframe=2,3,4,7,8,9) | X | 3.09 | 69.75 | 17.58 | 2.23 | 80.0 | ± 9.6 % |
| | | Y | 2.78 | 68.23 | 16.72 | | 80.0 | |
| | | Z | 2.93 | 69.54 | 17.51 | | 80.0 | |
| 10495-AAC | LTE-TDD (SC-FDMA, 50% RB, 20 MHz, 16-QAM, UL Subframe=2,3,4,7,8,9) | X | 3.15 | 66.91 | 16.53 | 2.23 | 80.0 | ± 9.6 % |
| | | Y | 2.94 | 65.97 | 15.94 | | 80.0 | |
| | | Z | 3.03 | 66.87 | 16.43 | | 80.0 | |
| 10496-AAC | LTE-TDD (SC-FDMA, 50% RB, 20 MHz, 64-QAM, UL Subframe=2,3,4,7,8,9) | X | 3.24 | 66.76 | 16.49 | 2.23 | 80.0 | ± 9.6 % |
| | | Y | 3.04 | 65.88 | 15.93 | | 80.0 | |
| | | Z | 3.12 | 66.74 | 16.39 | | 80.0 | |
| 10497-AAA | LTE-TDD (SC-FDMA, 100% RB, 1.4 MHz, QPSK, UL Subframe=2,3,4,7,8,9) | X | 0.93 | 60.00 | 8.57 | 2.23 | 80.0 | ± 9.6 % |
| | | Y | 0.90 | 60.00 | 7.78 | | 80.0 | |
| | | Z | 0.86 | 60.00 | 7.53 | | 80.0 | |
| 10498-AAA | LTE-TDD (SC-FDMA, 100% RB, 1.4 MHz, 16-QAM, UL Subframe=2,3,4,7,8,9) | X | 1.10 | 60.00 | 7.25 | 2.23 | 80.0 | ± 9.6 % |
| | | Y | 1.08 | 60.00 | 6.57 | | 80.0 | |
| | | Z | 1.05 | 60.00 | 6.14 | | 80.0 | |
| 10499-AAA | LTE-TDD (SC-FDMA, 100% RB, 1.4 MHz, 64-QAM, UL Subframe=2,3,4,7,8,9) | X | 1.12 | 60.00 | 7.08 | 2.23 | 80.0 | ± 9.6 % |
| | | Y | 1.11 | 60.00 | 6.40 | | 80.0 | |
| | | Z | 1.08 | 60.00 | 5.96 | | 80.0 | |
| 10500-AAA | LTE-TDD (SC-FDMA, 100% RB, 3 MHz, QPSK, UL Subframe=2,3,4,7,8,9) | X | 2.33 | 69.42 | 16.57 | 2.23 | 80.0 | ± 9.6 % |
| | | Y | 1.93 | 66.88 | 15.00 | | 80.0 | |
| | | Z | 2.16 | 69.02 | 16.03 | | 80.0 | |
| 10501-AAA | LTE-TDD (SC-FDMA, 100% RB, 3 MHz, 16-QAM, UL Subframe=2,3,4,7,8,9) | X | 2.42 | 66.55 | 14.60 | 2.23 | 80.0 | ± 9.6 % |
| | | Y | 2.06 | 64.46 | 13.19 | | 80.0 | |
| | | Z | 2.16 | 65.57 | 13.59 | | 80.0 | |
| 10502-AAA | LTE-TDD (SC-FDMA, 100% RB, 3 MHz, 64-QAM, UL Subframe=2,3,4,7,8,9) | X | 2.46 | 66.38 | 14.43 | 2.23 | 80.0 | ± 9.6 % |
| | | Y | 2.09 | 64.32 | 13.03 | | 80.0 | |
| | | Z | 2.17 | 65.33 | 13.38 | | 80.0 | |
| 10503-AAC | LTE-TDD (SC-FDMA, 100% RB, 5 MHz, QPSK, UL Subframe=2,3,4,7,8,9) | X | 2.55 | 69.37 | 17.25 | 2.23 | 80.0 | ± 9.6 % |
| | | Y | 2.24 | 67.56 | 16.15 | | 80.0 | |
| | | Z | 2.42 | 69.25 | 17.08 | | 80.0 | |
| 10504-AAC | LTE-TDD (SC-FDMA, 100% RB, 5 MHz, 16-QAM, UL Subframe=2,3,4,7,8,9) | X | 2.73 | 67.07 | 16.00 | 2.23 | 80.0 | ± 9.6 % |
| | | Y | 2.48 | 65.76 | 15.11 | | 80.0 | |
| | | Z | 2.61 | 67.02 | 15.71 | | 80.0 | |
| 10505-AAC | LTE-TDD (SC-FDMA, 100% RB, 5 MHz, 64-QAM, UL Subframe=2,3,4,7,8,9) | X | 2.82 | 66.97 | 15.95 | 2.23 | 80.0 | ± 9.6 % |
| | | Y | 2.56 | 65.72 | 15.09 | | 80.0 | |
| | | Z | 2.68 | 66.89 | 15.62 | | 80.0 | |
| 10506-AAC | LTE-TDD (SC-FDMA, 100% RB, 10 MHz, QPSK, UL Subframe=2,3,4,7,8,9) | X | 3.07 | 69.63 | 17.51 | 2.23 | 80.0 | ± 9.6 % |
| | | Y | 2.76 | 68.11 | 16.65 | | 80.0 | |
| | | Z | 2.91 | 69.41 | 17.44 | | 80.0 | |
| 10507-AAC | LTE-TDD (SC-FDMA, 100% RB, 10 MHz, 16-QAM, UL Subframe=2,3,4,7,8,9) | X | 3.14 | 66.85 | 16.49 | 2.23 | 80.0 | ± 9.6 % |
| | | Y | 2.93 | 65.91 | 15.90 | | 80.0 | |
| | | Z | 3.02 | 66.81 | 16.39 | | 80.0 | |

Appendix A: DAE and Probe Calibration Certificate

EX3DV4- SN:7494

February 26, 2018

| | | | | | | | | |
|-----------|---|---|------|-------|-------|------|-------|---------|
| 10508-AAC | LTE-TDD (SC-FDMA, 100% RB, 10 MHz, 64-QAM, UL Subframe=2,3,4,7,8,9) | X | 3.23 | 66.69 | 16.44 | 2.23 | 80.0 | ± 9.6 % |
| | | Y | 3.03 | 65.82 | 15.89 | | 80.0 | |
| | | Z | 3.11 | 66.67 | 16.35 | | 80.0 | |
| 10509-AAC | LTE-TDD (SC-FDMA, 100% RB, 15 MHz, QPSK, UL Subframe=2,3,4,7,8,9) | X | 3.52 | 68.96 | 17.25 | 2.23 | 80.0 | ± 9.6 % |
| | | Y | 3.24 | 67.75 | 16.57 | | 80.0 | |
| | | Z | 3.37 | 68.79 | 17.22 | | 80.0 | |
| 10510-AAC | LTE-TDD (SC-FDMA, 100% RB, 15 MHz, 16-QAM, UL Subframe=2,3,4,7,8,9) | X | 3.62 | 66.72 | 16.61 | 2.23 | 80.0 | ± 9.6 % |
| | | Y | 3.43 | 65.94 | 16.15 | | 80.0 | |
| | | Z | 3.50 | 66.61 | 16.55 | | 80.0 | |
| 10511-AAC | LTE-TDD (SC-FDMA, 100% RB, 15 MHz, 64-QAM, UL Subframe=2,3,4,7,8,9) | X | 3.70 | 66.58 | 16.58 | 2.23 | 80.0 | ± 9.6 % |
| | | Y | 3.51 | 65.85 | 16.14 | | 80.0 | |
| | | Z | 3.58 | 66.51 | 16.52 | | 80.0 | |
| 10512-AAC | LTE-TDD (SC-FDMA, 100% RB, 20 MHz, QPSK, UL Subframe=2,3,4,7,8,9) | X | 3.56 | 70.02 | 17.57 | 2.23 | 80.0 | ± 9.6 % |
| | | Y | 3.23 | 68.54 | 16.78 | | 80.0 | |
| | | Z | 3.39 | 69.70 | 17.50 | | 80.0 | |
| 10513-AAC | LTE-TDD (SC-FDMA, 100% RB, 20 MHz, 16-QAM, UL Subframe=2,3,4,7,8,9) | X | 3.50 | 66.80 | 16.66 | 2.23 | 80.0 | ± 9.6 % |
| | | Y | 3.31 | 65.98 | 16.18 | | 80.0 | |
| | | Z | 3.39 | 66.65 | 16.59 | | 80.0 | |
| 10514-AAC | LTE-TDD (SC-FDMA, 100% RB, 20 MHz, 64-QAM, UL Subframe=2,3,4,7,8,9) | X | 3.56 | 66.53 | 16.58 | 2.23 | 80.0 | ± 9.6 % |
| | | Y | 3.38 | 65.75 | 16.13 | | 80.0 | |
| | | Z | 3.45 | 66.40 | 16.52 | | 80.0 | |
| 10515-AAA | IEEE 802.11b WiFi 2.4 GHz (DSSS, 2 Mbps, 99pc duty cycle) | X | 0.96 | 63.31 | 14.68 | 0.00 | 150.0 | ± 9.6 % |
| | | Y | 0.87 | 62.23 | 13.64 | | 150.0 | |
| | | Z | 0.95 | 63.24 | 14.49 | | 150.0 | |
| 10516-AAA | IEEE 802.11b WiFi 2.4 GHz (DSSS, 5.5 Mbps, 99pc duty cycle) | X | 0.59 | 70.32 | 17.28 | 0.00 | 150.0 | ± 9.6 % |
| | | Y | 0.43 | 66.45 | 13.92 | | 150.0 | |
| | | Z | 0.56 | 69.40 | 16.67 | | 150.0 | |
| 10517-AAA | IEEE 802.11b WiFi 2.4 GHz (DSSS, 11 Mbps, 99pc duty cycle) | X | 0.81 | 65.09 | 15.27 | 0.00 | 150.0 | ± 9.6 % |
| | | Y | 0.69 | 63.42 | 13.73 | | 150.0 | |
| | | Z | 0.79 | 64.83 | 14.98 | | 150.0 | |
| 10518-AAB | IEEE 802.11a/h WiFi 5 GHz (OFDM, 9 Mbps, 99pc duty cycle) | X | 4.34 | 66.88 | 16.18 | 0.00 | 150.0 | ± 9.6 % |
| | | Y | 4.22 | 66.51 | 15.92 | | 150.0 | |
| | | Z | 4.23 | 66.93 | 16.12 | | 150.0 | |
| 10519-AAB | IEEE 802.11a/h WiFi 5 GHz (OFDM, 12 Mbps, 99pc duty cycle) | X | 4.48 | 67.04 | 16.27 | 0.00 | 150.0 | ± 9.6 % |
| | | Y | 4.36 | 66.68 | 16.01 | | 150.0 | |
| | | Z | 4.35 | 67.07 | 16.19 | | 150.0 | |
| 10520-AAB | IEEE 802.11a/h WiFi 5 GHz (OFDM, 18 Mbps, 99pc duty cycle) | X | 4.34 | 66.97 | 16.18 | 0.00 | 150.0 | ± 9.6 % |
| | | Y | 4.22 | 66.59 | 15.92 | | 150.0 | |
| | | Z | 4.22 | 66.99 | 16.11 | | 150.0 | |
| 10521-AAB | IEEE 802.11a/h WiFi 5 GHz (OFDM, 24 Mbps, 99pc duty cycle) | X | 4.28 | 66.94 | 16.16 | 0.00 | 150.0 | ± 9.6 % |
| | | Y | 4.15 | 66.54 | 15.89 | | 150.0 | |
| | | Z | 4.15 | 66.93 | 16.07 | | 150.0 | |
| 10522-AAB | IEEE 802.11a/h WiFi 5 GHz (OFDM, 36 Mbps, 99pc duty cycle) | X | 4.32 | 67.05 | 16.25 | 0.00 | 150.0 | ± 9.6 % |
| | | Y | 4.19 | 66.65 | 15.97 | | 150.0 | |
| | | Z | 4.18 | 66.98 | 16.13 | | 150.0 | |

Certificate No: EX3-7494_Feb18

Page 30 of 39

Appendix A: DAE and Probe Calibration Certificate

EX3DV4- SN:7494

February 26, 2018

| | | | | | | | | |
|-----------|--|---|------|-------|-------|------|-------|---------|
| 10523-AAB | IEEE 802.11a/h WiFi 5 GHz (OFDM, 48 Mbps, 99pc duty cycle) | X | 4.26 | 67.08 | 16.19 | 0.00 | 150.0 | ± 9.6 % |
| | | Y | 4.13 | 66.69 | 15.91 | | 150.0 | |
| | | Z | 4.15 | 67.15 | 16.14 | | 150.0 | |
| 10524-AAB | IEEE 802.11a/h WiFi 5 GHz (OFDM, 54 Mbps, 99pc duty cycle) | X | 4.28 | 67.03 | 16.25 | 0.00 | 150.0 | ± 9.6 % |
| | | Y | 4.15 | 66.64 | 15.98 | | 150.0 | |
| | | Z | 4.14 | 67.03 | 16.17 | | 150.0 | |
| 10525-AAB | IEEE 802.11ac WiFi (20MHz, MCS0, 99pc duty cycle) | X | 4.31 | 66.15 | 15.88 | 0.00 | 150.0 | ± 9.6 % |
| | | Y | 4.19 | 65.75 | 15.61 | | 150.0 | |
| | | Z | 4.20 | 66.20 | 15.83 | | 150.0 | |
| 10526-AAB | IEEE 802.11ac WiFi (20MHz, MCS1, 99pc duty cycle) | X | 4.43 | 66.41 | 15.99 | 0.00 | 150.0 | ± 9.6 % |
| | | Y | 4.30 | 66.01 | 15.72 | | 150.0 | |
| | | Z | 4.30 | 66.42 | 15.92 | | 150.0 | |
| 10527-AAB | IEEE 802.11ac WiFi (20MHz, MCS2, 99pc duty cycle) | X | 4.36 | 66.39 | 15.93 | 0.00 | 150.0 | ± 9.6 % |
| | | Y | 4.23 | 65.97 | 15.65 | | 150.0 | |
| | | Z | 4.24 | 66.40 | 15.86 | | 150.0 | |
| 10528-AAB | IEEE 802.11ac WiFi (20MHz, MCS3, 99pc duty cycle) | X | 4.38 | 66.40 | 15.96 | 0.00 | 150.0 | ± 9.6 % |
| | | Y | 4.25 | 65.99 | 15.69 | | 150.0 | |
| | | Z | 4.25 | 66.41 | 15.89 | | 150.0 | |
| 10529-AAB | IEEE 802.11ac WiFi (20MHz, MCS4, 99pc duty cycle) | X | 4.38 | 66.40 | 15.96 | 0.00 | 150.0 | ± 9.6 % |
| | | Y | 4.25 | 65.99 | 15.69 | | 150.0 | |
| | | Z | 4.25 | 66.41 | 15.89 | | 150.0 | |
| 10531-AAB | IEEE 802.11ac WiFi (20MHz, MCS6, 99pc duty cycle) | X | 4.34 | 66.42 | 15.94 | 0.00 | 150.0 | ± 9.6 % |
| | | Y | 4.21 | 65.99 | 15.65 | | 150.0 | |
| | | Z | 4.20 | 66.38 | 15.85 | | 150.0 | |
| 10532-AAB | IEEE 802.11ac WiFi (20MHz, MCS7, 99pc duty cycle) | X | 4.23 | 66.28 | 15.87 | 0.00 | 150.0 | ± 9.6 % |
| | | Y | 4.09 | 65.84 | 15.58 | | 150.0 | |
| | | Z | 4.10 | 66.26 | 15.79 | | 150.0 | |
| 10533-AAB | IEEE 802.11ac WiFi (20MHz, MCS8, 99pc duty cycle) | X | 4.38 | 66.48 | 15.97 | 0.00 | 150.0 | ± 9.6 % |
| | | Y | 4.25 | 66.07 | 15.69 | | 150.0 | |
| | | Z | 4.25 | 66.50 | 15.90 | | 150.0 | |
| 10534-AAB | IEEE 802.11ac WiFi (40MHz, MCS0, 99pc duty cycle) | X | 4.94 | 66.38 | 16.03 | 0.00 | 150.0 | ± 9.6 % |
| | | Y | 4.83 | 66.04 | 15.82 | | 150.0 | |
| | | Z | 4.83 | 66.34 | 15.98 | | 150.0 | |
| 10535-AAB | IEEE 802.11ac WiFi (40MHz, MCS1, 99pc duty cycle) | X | 4.98 | 66.50 | 16.09 | 0.00 | 150.0 | ± 9.6 % |
| | | Y | 4.87 | 66.15 | 15.88 | | 150.0 | |
| | | Z | 4.85 | 66.43 | 16.03 | | 150.0 | |
| 10536-AAB | IEEE 802.11ac WiFi (40MHz, MCS2, 99pc duty cycle) | X | 4.87 | 66.51 | 16.07 | 0.00 | 150.0 | ± 9.6 % |
| | | Y | 4.76 | 66.13 | 15.84 | | 150.0 | |
| | | Z | 4.75 | 66.43 | 16.01 | | 150.0 | |
| 10537-AAB | IEEE 802.11ac WiFi (40MHz, MCS3, 99pc duty cycle) | X | 4.94 | 66.51 | 16.07 | 0.00 | 150.0 | ± 9.6 % |
| | | Y | 4.83 | 66.19 | 15.88 | | 150.0 | |
| | | Z | 4.83 | 66.50 | 16.04 | | 150.0 | |
| 10538-AAB | IEEE 802.11ac WiFi (40MHz, MCS4, 99pc duty cycle) | X | 5.00 | 66.46 | 16.08 | 0.00 | 150.0 | ± 9.6 % |
| | | Y | 4.89 | 66.12 | 15.88 | | 150.0 | |
| | | Z | 4.87 | 66.39 | 16.02 | | 150.0 | |
| 10540-AAB | IEEE 802.11ac WiFi (40MHz, MCS6, 99pc duty cycle) | X | 4.93 | 66.42 | 16.08 | 0.00 | 150.0 | ± 9.6 % |
| | | Y | 4.82 | 66.06 | 15.87 | | 150.0 | |
| | | Z | 4.81 | 66.35 | 16.02 | | 150.0 | |

Appendix A: DAE and Probe Calibration Certificate

EX3DV4- SN:7494

February 26, 2018

| | | | | | | | | |
|-----------|--|---|------|-------|-------|------|-------|---------|
| 10541-AAB | IEEE 802.11ac WiFi (40MHz, MCS7, 99pc duty cycle) | X | 4.92 | 66.35 | 16.03 | 0.00 | 150.0 | ± 9.6 % |
| | | Y | 4.81 | 65.99 | 15.82 | | 150.0 | |
| | | Z | 4.81 | 66.31 | 15.98 | | 150.0 | |
| 10542-AAB | IEEE 802.11ac WiFi (40MHz, MCS8, 99pc duty cycle) | X | 5.07 | 66.45 | 16.09 | 0.00 | 150.0 | ± 9.6 % |
| | | Y | 4.96 | 66.11 | 15.90 | | 150.0 | |
| | | Z | 4.95 | 66.40 | 16.04 | | 150.0 | |
| 10543-AAB | IEEE 802.11ac WiFi (40MHz, MCS9, 99pc duty cycle) | X | 5.15 | 66.53 | 16.16 | 0.00 | 150.0 | ± 9.6 % |
| | | Y | 5.05 | 66.25 | 16.00 | | 150.0 | |
| | | Z | 5.03 | 66.51 | 16.13 | | 150.0 | |
| 10544-AAB | IEEE 802.11ac WiFi (80MHz, MCS0, 99pc duty cycle) | X | 5.29 | 66.46 | 16.02 | 0.00 | 150.0 | ± 9.6 % |
| | | Y | 5.19 | 66.11 | 15.83 | | 150.0 | |
| | | Z | 5.19 | 66.38 | 15.97 | | 150.0 | |
| 10545-AAB | IEEE 802.11ac WiFi (80MHz, MCS1, 99pc duty cycle) | X | 5.46 | 66.89 | 16.19 | 0.00 | 150.0 | ± 9.6 % |
| | | Y | 5.37 | 66.61 | 16.04 | | 150.0 | |
| | | Z | 5.35 | 66.81 | 16.15 | | 150.0 | |
| 10546-AAB | IEEE 802.11ac WiFi (80MHz, MCS2, 99pc duty cycle) | X | 5.32 | 66.57 | 16.05 | 0.00 | 150.0 | ± 9.6 % |
| | | Y | 5.22 | 66.23 | 15.86 | | 150.0 | |
| | | Z | 5.22 | 66.48 | 15.99 | | 150.0 | |
| 10547-AAB | IEEE 802.11ac WiFi (80MHz, MCS3, 99pc duty cycle) | X | 5.40 | 66.70 | 16.10 | 0.00 | 150.0 | ± 9.6 % |
| | | Y | 5.32 | 66.42 | 15.95 | | 150.0 | |
| | | Z | 5.33 | 66.71 | 16.11 | | 150.0 | |
| 10548-AAB | IEEE 802.11ac WiFi (80MHz, MCS4, 99pc duty cycle) | X | 5.53 | 67.27 | 16.37 | 0.00 | 150.0 | ± 9.6 % |
| | | Y | 5.44 | 66.98 | 16.21 | | 150.0 | |
| | | Z | 5.38 | 67.07 | 16.27 | | 150.0 | |
| 10550-AAB | IEEE 802.11ac WiFi (80MHz, MCS6, 99pc duty cycle) | X | 5.38 | 66.78 | 16.16 | 0.00 | 150.0 | ± 9.6 % |
| | | Y | 5.31 | 66.53 | 16.02 | | 150.0 | |
| | | Z | 5.31 | 66.81 | 16.17 | | 150.0 | |
| 10551-AAB | IEEE 802.11ac WiFi (80MHz, MCS7, 99pc duty cycle) | X | 5.31 | 66.54 | 16.01 | 0.00 | 150.0 | ± 9.6 % |
| | | Y | 5.20 | 66.17 | 15.81 | | 150.0 | |
| | | Z | 5.19 | 66.41 | 15.94 | | 150.0 | |
| 10552-AAB | IEEE 802.11ac WiFi (80MHz, MCS8, 99pc duty cycle) | X | 5.30 | 66.58 | 16.03 | 0.00 | 150.0 | ± 9.6 % |
| | | Y | 5.19 | 66.23 | 15.83 | | 150.0 | |
| | | Z | 5.20 | 66.53 | 15.99 | | 150.0 | |
| 10553-AAB | IEEE 802.11ac WiFi (80MHz, MCS9, 99pc duty cycle) | X | 5.35 | 66.52 | 16.03 | 0.00 | 150.0 | ± 9.6 % |
| | | Y | 5.24 | 66.17 | 15.83 | | 150.0 | |
| | | Z | 5.24 | 66.44 | 15.97 | | 150.0 | |
| 10554-AAC | IEEE 802.11ac WiFi (160MHz, MCS0, 99pc duty cycle) | X | 5.71 | 66.79 | 16.10 | 0.00 | 150.0 | ± 9.6 % |
| | | Y | 5.62 | 66.47 | 15.93 | | 150.0 | |
| | | Z | 5.63 | 66.70 | 16.05 | | 150.0 | |
| 10555-AAC | IEEE 802.11ac WiFi (160MHz, MCS1, 99pc duty cycle) | X | 5.80 | 67.00 | 16.19 | 0.00 | 150.0 | ± 9.6 % |
| | | Y | 5.71 | 66.69 | 16.02 | | 150.0 | |
| | | Z | 5.70 | 66.87 | 16.12 | | 150.0 | |
| 10556-AAC | IEEE 802.11ac WiFi (160MHz, MCS2, 99pc duty cycle) | X | 5.84 | 67.12 | 16.24 | 0.00 | 150.0 | ± 9.6 % |
| | | Y | 5.76 | 66.85 | 16.09 | | 150.0 | |
| | | Z | 5.75 | 67.04 | 16.20 | | 150.0 | |
| 10557-AAC | IEEE 802.11ac WiFi (160MHz, MCS3, 99pc duty cycle) | X | 5.79 | 66.99 | 16.19 | 0.00 | 150.0 | ± 9.6 % |
| | | Y | 5.70 | 66.66 | 16.02 | | 150.0 | |
| | | Z | 5.70 | 66.88 | 16.14 | | 150.0 | |

Appendix A: DAE and Probe Calibration Certificate

EX3DV4– SN:7494

February 26, 2018

| | | | | | | | | |
|-----------|---|---|------|-------|-------|------|-------|---------|
| 10558-AAC | IEEE 802.11ac WiFi (160MHz, MCS4, 99pc duty cycle) | X | 5.80 | 67.03 | 16.23 | 0.00 | 150.0 | ± 9.6 % |
| | | Y | 5.69 | 66.67 | 16.04 | | 150.0 | |
| | | Z | 5.67 | 66.84 | 16.13 | | 150.0 | |
| 10560-AAC | IEEE 802.11ac WiFi (160MHz, MCS6, 99pc duty cycle) | X | 5.82 | 66.97 | 16.24 | 0.00 | 150.0 | ± 9.6 % |
| | | Y | 5.72 | 66.63 | 16.06 | | 150.0 | |
| | | Z | 5.71 | 66.83 | 16.16 | | 150.0 | |
| 10561-AAC | IEEE 802.11ac WiFi (160MHz, MCS7, 99pc duty cycle) | X | 5.76 | 66.95 | 16.26 | 0.00 | 150.0 | ± 9.6 % |
| | | Y | 5.66 | 66.63 | 16.09 | | 150.0 | |
| | | Z | 5.65 | 66.81 | 16.18 | | 150.0 | |
| 10562-AAC | IEEE 802.11ac WiFi (160MHz, MCS8, 99pc duty cycle) | X | 5.80 | 67.11 | 16.34 | 0.00 | 150.0 | ± 9.6 % |
| | | Y | 5.70 | 66.75 | 16.15 | | 150.0 | |
| | | Z | 5.68 | 66.93 | 16.24 | | 150.0 | |
| 10563-AAC | IEEE 802.11ac WiFi (160MHz, MCS9, 99pc duty cycle) | X | 5.91 | 67.11 | 16.30 | 0.00 | 150.0 | ± 9.6 % |
| | | Y | 5.83 | 66.82 | 16.15 | | 150.0 | |
| | | Z | 5.80 | 66.98 | 16.24 | | 150.0 | |
| 10564-AAA | IEEE 802.11g WiFi 2.4 GHz (DSSS-OFDM, 9 Mbps, 99pc duty cycle) | X | 4.65 | 66.88 | 16.30 | 0.46 | 150.0 | ± 9.6 % |
| | | Y | 4.54 | 66.54 | 16.07 | | 150.0 | |
| | | Z | 4.53 | 66.91 | 16.24 | | 150.0 | |
| 10565-AAA | IEEE 802.11g WiFi 2.4 GHz (DSSS-OFDM, 12 Mbps, 99pc duty cycle) | X | 4.85 | 67.29 | 16.62 | 0.46 | 150.0 | ± 9.6 % |
| | | Y | 4.73 | 66.97 | 16.40 | | 150.0 | |
| | | Z | 4.71 | 67.32 | 16.56 | | 150.0 | |
| 10566-AAA | IEEE 802.11g WiFi 2.4 GHz (DSSS-OFDM, 18 Mbps, 99pc duty cycle) | X | 4.68 | 67.10 | 16.42 | 0.46 | 150.0 | ± 9.6 % |
| | | Y | 4.56 | 66.75 | 16.18 | | 150.0 | |
| | | Z | 4.55 | 67.11 | 16.35 | | 150.0 | |
| 10567-AAA | IEEE 802.11g WiFi 2.4 GHz (DSSS-OFDM, 24 Mbps, 99pc duty cycle) | X | 4.72 | 67.51 | 16.80 | 0.46 | 150.0 | ± 9.6 % |
| | | Y | 4.60 | 67.16 | 16.57 | | 150.0 | |
| | | Z | 4.59 | 67.52 | 16.75 | | 150.0 | |
| 10568-AAA | IEEE 802.11g WiFi 2.4 GHz (DSSS-OFDM, 36 Mbps, 99pc duty cycle) | X | 4.57 | 66.80 | 16.14 | 0.46 | 150.0 | ± 9.6 % |
| | | Y | 4.45 | 66.43 | 15.88 | | 150.0 | |
| | | Z | 4.42 | 66.71 | 16.01 | | 150.0 | |
| 10569-AAA | IEEE 802.11g WiFi 2.4 GHz (DSSS-OFDM, 48 Mbps, 99pc duty cycle) | X | 4.71 | 67.75 | 16.95 | 0.46 | 150.0 | ± 9.6 % |
| | | Y | 4.59 | 67.42 | 16.73 | | 150.0 | |
| | | Z | 4.60 | 67.83 | 16.93 | | 150.0 | |
| 10570-AAA | IEEE 802.11g WiFi 2.4 GHz (DSSS-OFDM, 54 Mbps, 99pc duty cycle) | X | 4.71 | 67.51 | 16.83 | 0.46 | 150.0 | ± 9.6 % |
| | | Y | 4.59 | 67.18 | 16.60 | | 150.0 | |
| | | Z | 4.57 | 67.54 | 16.78 | | 150.0 | |
| 10571-AAA | IEEE 802.11b WiFi 2.4 GHz (DSSS, 1 Mbps, 90pc duty cycle) | X | 1.08 | 63.64 | 15.05 | 0.46 | 130.0 | ± 9.6 % |
| | | Y | 0.98 | 62.63 | 14.12 | | 130.0 | |
| | | Z | 1.06 | 63.58 | 14.89 | | 130.0 | |
| 10572-AAA | IEEE 802.11b WiFi 2.4 GHz (DSSS, 2 Mbps, 90pc duty cycle) | X | 1.08 | 64.13 | 15.38 | 0.46 | 130.0 | ± 9.6 % |
| | | Y | 0.98 | 63.05 | 14.41 | | 130.0 | |
| | | Z | 1.07 | 64.06 | 15.22 | | 130.0 | |
| 10573-AAA | IEEE 802.11b WiFi 2.4 GHz (DSSS, 5.5 Mbps, 90pc duty cycle) | X | 1.08 | 77.41 | 20.56 | 0.46 | 130.0 | ± 9.6 % |
| | | Y | 0.73 | 71.46 | 16.79 | | 130.0 | |
| | | Z | 0.99 | 75.97 | 19.89 | | 130.0 | |
| 10574-AAA | IEEE 802.11b WiFi 2.4 GHz (DSSS, 11 Mbps, 90pc duty cycle) | X | 1.10 | 68.88 | 18.01 | 0.46 | 130.0 | ± 9.6 % |
| | | Y | 0.95 | 66.93 | 16.52 | | 130.0 | |
| | | Z | 1.07 | 68.54 | 17.74 | | 130.0 | |

Appendix A: DAE and Probe Calibration Certificate

EX3DV4- SN:7494

February 26, 2018

| | | | | | | | | |
|-----------|---|---|------|-------|-------|------|-------|---------|
| 10575-AAA | IEEE 802.11g WiFi 2.4 GHz (DSSS-OFDM, 6 Mbps, 90pc duty cycle) | X | 4.42 | 66.59 | 16.28 | 0.46 | 130.0 | ± 9.6 % |
| | | Y | 4.31 | 66.26 | 16.05 | | 130.0 | |
| | | Z | 4.30 | 66.63 | 16.21 | | 130.0 | |
| 10576-AAA | IEEE 802.11g WiFi 2.4 GHz (DSSS-OFDM, 9 Mbps, 90pc duty cycle) | X | 4.45 | 66.80 | 16.37 | 0.46 | 130.0 | ± 9.6 % |
| | | Y | 4.34 | 66.48 | 16.14 | | 130.0 | |
| | | Z | 4.33 | 66.87 | 16.32 | | 130.0 | |
| 10577-AAA | IEEE 802.11g WiFi 2.4 GHz (DSSS-OFDM, 12 Mbps, 90pc duty cycle) | X | 4.61 | 67.03 | 16.52 | 0.46 | 130.0 | ± 9.6 % |
| | | Y | 4.49 | 66.71 | 16.29 | | 130.0 | |
| | | Z | 4.48 | 67.07 | 16.45 | | 130.0 | |
| 10578-AAA | IEEE 802.11g WiFi 2.4 GHz (DSSS-OFDM, 18 Mbps, 90pc duty cycle) | X | 4.51 | 67.18 | 16.63 | 0.46 | 130.0 | ± 9.6 % |
| | | Y | 4.40 | 66.85 | 16.40 | | 130.0 | |
| | | Z | 4.39 | 67.23 | 16.57 | | 130.0 | |
| 10579-AAA | IEEE 802.11g WiFi 2.4 GHz (DSSS-OFDM, 24 Mbps, 90pc duty cycle) | X | 4.26 | 66.33 | 15.85 | 0.46 | 130.0 | ± 9.6 % |
| | | Y | 4.14 | 65.96 | 15.59 | | 130.0 | |
| | | Z | 4.13 | 66.29 | 15.75 | | 130.0 | |
| 10580-AAA | IEEE 802.11g WiFi 2.4 GHz (DSSS-OFDM, 36 Mbps, 90pc duty cycle) | X | 4.29 | 66.37 | 15.87 | 0.46 | 130.0 | ± 9.6 % |
| | | Y | 4.17 | 66.01 | 15.60 | | 130.0 | |
| | | Z | 4.14 | 66.28 | 15.72 | | 130.0 | |
| 10581-AAA | IEEE 802.11g WiFi 2.4 GHz (DSSS-OFDM, 48 Mbps, 90pc duty cycle) | X | 4.43 | 67.26 | 16.60 | 0.46 | 130.0 | ± 9.6 % |
| | | Y | 4.31 | 66.92 | 16.36 | | 130.0 | |
| | | Z | 4.31 | 67.34 | 16.57 | | 130.0 | |
| 10582-AAA | IEEE 802.11g WiFi 2.4 GHz (DSSS-OFDM, 54 Mbps, 90pc duty cycle) | X | 4.19 | 66.09 | 15.63 | 0.46 | 130.0 | ± 9.6 % |
| | | Y | 4.07 | 65.73 | 15.36 | | 130.0 | |
| | | Z | 4.05 | 66.04 | 15.51 | | 130.0 | |
| 10583-AAB | IEEE 802.11a/h WiFi 5 GHz (OFDM, 6 Mbps, 90pc duty cycle) | X | 4.42 | 66.59 | 16.28 | 0.46 | 130.0 | ± 9.6 % |
| | | Y | 4.31 | 66.26 | 16.05 | | 130.0 | |
| | | Z | 4.30 | 66.63 | 16.21 | | 130.0 | |
| 10584-AAB | IEEE 802.11a/h WiFi 5 GHz (OFDM, 9 Mbps, 90pc duty cycle) | X | 4.45 | 66.80 | 16.37 | 0.46 | 130.0 | ± 9.6 % |
| | | Y | 4.34 | 66.48 | 16.14 | | 130.0 | |
| | | Z | 4.33 | 66.87 | 16.32 | | 130.0 | |
| 10585-AAB | IEEE 802.11a/h WiFi 5 GHz (OFDM, 12 Mbps, 90pc duty cycle) | X | 4.61 | 67.03 | 16.52 | 0.46 | 130.0 | ± 9.6 % |
| | | Y | 4.49 | 66.71 | 16.29 | | 130.0 | |
| | | Z | 4.48 | 67.07 | 16.45 | | 130.0 | |
| 10586-AAB | IEEE 802.11a/h WiFi 5 GHz (OFDM, 18 Mbps, 90pc duty cycle) | X | 4.51 | 67.18 | 16.63 | 0.46 | 130.0 | ± 9.6 % |
| | | Y | 4.40 | 66.85 | 16.40 | | 130.0 | |
| | | Z | 4.39 | 67.23 | 16.57 | | 130.0 | |
| 10587-AAB | IEEE 802.11a/h WiFi 5 GHz (OFDM, 24 Mbps, 90pc duty cycle) | X | 4.26 | 66.33 | 15.85 | 0.46 | 130.0 | ± 9.6 % |
| | | Y | 4.14 | 65.96 | 15.59 | | 130.0 | |
| | | Z | 4.13 | 66.29 | 15.75 | | 130.0 | |
| 10588-AAB | IEEE 802.11a/h WiFi 5 GHz (OFDM, 36 Mbps, 90pc duty cycle) | X | 4.29 | 66.37 | 15.87 | 0.46 | 130.0 | ± 9.6 % |
| | | Y | 4.17 | 66.01 | 15.60 | | 130.0 | |
| | | Z | 4.14 | 66.28 | 15.72 | | 130.0 | |
| 10589-AAB | IEEE 802.11a/h WiFi 5 GHz (OFDM, 48 Mbps, 90pc duty cycle) | X | 4.43 | 67.26 | 16.60 | 0.46 | 130.0 | ± 9.6 % |
| | | Y | 4.31 | 66.92 | 16.36 | | 130.0 | |
| | | Z | 4.31 | 67.34 | 16.57 | | 130.0 | |
| 10590-AAB | IEEE 802.11a/h WiFi 5 GHz (OFDM, 54 Mbps, 90pc duty cycle) | X | 4.19 | 66.09 | 15.63 | 0.46 | 130.0 | ± 9.6 % |
| | | Y | 4.07 | 65.73 | 15.36 | | 130.0 | |
| | | Z | 4.05 | 66.04 | 15.51 | | 130.0 | |

Appendix A: DAE and Probe Calibration Certificate

EX3DV4- SN:7494

February 26, 2018

| | | | | | | | | |
|-----------|---|---|------|-------|-------|------|-------|---------|
| 10591-AAB | IEEE 802.11n (HT Mixed, 20MHz, MCS0, 90pc duty cycle) | X | 4.58 | 66.69 | 16.41 | 0.46 | 130.0 | ± 9.6 % |
| | | Y | 4.47 | 66.39 | 16.20 | | 130.0 | |
| | | Z | 4.47 | 66.76 | 16.36 | | 130.0 | |
| 10592-AAB | IEEE 802.11n (HT Mixed, 20MHz, MCS1, 90pc duty cycle) | X | 4.69 | 66.97 | 16.53 | 0.46 | 130.0 | ± 9.6 % |
| | | Y | 4.58 | 66.66 | 16.32 | | 130.0 | |
| | | Z | 4.56 | 67.00 | 16.47 | | 130.0 | |
| 10593-AAB | IEEE 802.11n (HT Mixed, 20MHz, MCS2, 90pc duty cycle) | X | 4.61 | 66.84 | 16.38 | 0.46 | 130.0 | ± 9.6 % |
| | | Y | 4.49 | 66.52 | 16.16 | | 130.0 | |
| | | Z | 4.48 | 66.87 | 16.32 | | 130.0 | |
| 10594-AAB | IEEE 802.11n (HT Mixed, 20MHz, MCS3, 90pc duty cycle) | X | 4.66 | 67.02 | 16.56 | 0.46 | 130.0 | ± 9.6 % |
| | | Y | 4.55 | 66.71 | 16.34 | | 130.0 | |
| | | Z | 4.54 | 67.06 | 16.50 | | 130.0 | |
| 10595-AAB | IEEE 802.11n (HT Mixed, 20MHz, MCS4, 90pc duty cycle) | X | 4.63 | 67.00 | 16.46 | 0.46 | 130.0 | ± 9.6 % |
| | | Y | 4.51 | 66.68 | 16.25 | | 130.0 | |
| | | Z | 4.50 | 67.04 | 16.41 | | 130.0 | |
| 10596-AAB | IEEE 802.11n (HT Mixed, 20MHz, MCS5, 90pc duty cycle) | X | 4.56 | 66.95 | 16.45 | 0.46 | 130.0 | ± 9.6 % |
| | | Y | 4.44 | 66.62 | 16.22 | | 130.0 | |
| | | Z | 4.42 | 66.95 | 16.38 | | 130.0 | |
| 10597-AAB | IEEE 802.11n (HT Mixed, 20MHz, MCS6, 90pc duty cycle) | X | 4.51 | 66.82 | 16.30 | 0.46 | 130.0 | ± 9.6 % |
| | | Y | 4.39 | 66.48 | 16.06 | | 130.0 | |
| | | Z | 4.38 | 66.82 | 16.22 | | 130.0 | |
| 10598-AAB | IEEE 802.11n (HT Mixed, 20MHz, MCS7, 90pc duty cycle) | X | 4.51 | 67.06 | 16.58 | 0.46 | 130.0 | ± 9.6 % |
| | | Y | 4.39 | 66.73 | 16.35 | | 130.0 | |
| | | Z | 4.39 | 67.10 | 16.52 | | 130.0 | |
| 10599-AAB | IEEE 802.11n (HT Mixed, 40MHz, MCS0, 90pc duty cycle) | X | 5.26 | 67.16 | 16.67 | 0.46 | 130.0 | ± 9.6 % |
| | | Y | 5.19 | 66.95 | 16.55 | | 130.0 | |
| | | Z | 5.18 | 67.23 | 16.69 | | 130.0 | |
| 10600-AAB | IEEE 802.11n (HT Mixed, 40MHz, MCS1, 90pc duty cycle) | X | 5.35 | 67.49 | 16.81 | 0.46 | 130.0 | ± 9.6 % |
| | | Y | 5.29 | 67.35 | 16.72 | | 130.0 | |
| | | Z | 5.23 | 67.44 | 16.76 | | 130.0 | |
| 10601-AAB | IEEE 802.11n (HT Mixed, 40MHz, MCS2, 90pc duty cycle) | X | 5.26 | 67.29 | 16.73 | 0.46 | 130.0 | ± 9.6 % |
| | | Y | 5.19 | 67.12 | 16.62 | | 130.0 | |
| | | Z | 5.20 | 67.45 | 16.79 | | 130.0 | |
| 10602-AAB | IEEE 802.11n (HT Mixed, 40MHz, MCS3, 90pc duty cycle) | X | 5.35 | 67.29 | 16.64 | 0.46 | 130.0 | ± 9.6 % |
| | | Y | 5.27 | 67.10 | 16.53 | | 130.0 | |
| | | Z | 5.22 | 67.23 | 16.59 | | 130.0 | |
| 10603-AAB | IEEE 802.11n (HT Mixed, 40MHz, MCS4, 90pc duty cycle) | X | 5.42 | 67.60 | 16.94 | 0.46 | 130.0 | ± 9.6 % |
| | | Y | 5.33 | 67.37 | 16.81 | | 130.0 | |
| | | Z | 5.26 | 67.44 | 16.84 | | 130.0 | |
| 10604-AAB | IEEE 802.11n (HT Mixed, 40MHz, MCS5, 90pc duty cycle) | X | 5.29 | 67.20 | 16.71 | 0.46 | 130.0 | ± 9.6 % |
| | | Y | 5.19 | 66.89 | 16.54 | | 130.0 | |
| | | Z | 5.14 | 67.01 | 16.59 | | 130.0 | |
| 10605-AAB | IEEE 802.11n (HT Mixed, 40MHz, MCS6, 90pc duty cycle) | X | 5.34 | 67.34 | 16.78 | 0.46 | 130.0 | ± 9.6 % |
| | | Y | 5.26 | 67.13 | 16.66 | | 130.0 | |
| | | Z | 5.20 | 67.25 | 16.72 | | 130.0 | |
| 10606-AAB | IEEE 802.11n (HT Mixed, 40MHz, MCS7, 90pc duty cycle) | X | 5.14 | 66.81 | 16.37 | 0.46 | 130.0 | ± 9.6 % |
| | | Y | 5.06 | 66.62 | 16.25 | | 130.0 | |
| | | Z | 5.05 | 66.87 | 16.38 | | 130.0 | |

Appendix A: DAE and Probe Calibration Certificate

EX3DV4- SN:7494

February 26, 2018

| | | | | | | | | |
|-----------|---|---|------|-------|-------|------|-------|---------|
| 10607-AAB | IEEE 802.11ac WiFi (20MHz, MCS0, 90pc duty cycle) | X | 4.43 | 66.05 | 16.06 | 0.46 | 130.0 | ± 9.6 % |
| | | Y | 4.31 | 65.70 | 15.83 | | 130.0 | |
| | | Z | 4.32 | 66.12 | 16.02 | | 130.0 | |
| 10608-AAB | IEEE 802.11ac WiFi (20MHz, MCS1, 90pc duty cycle) | X | 4.56 | 66.36 | 16.20 | 0.46 | 130.0 | ± 9.6 % |
| | | Y | 4.44 | 66.01 | 15.97 | | 130.0 | |
| | | Z | 4.43 | 66.38 | 16.15 | | 130.0 | |
| 10609-AAB | IEEE 802.11ac WiFi (20MHz, MCS2, 90pc duty cycle) | X | 4.46 | 66.19 | 16.02 | 0.46 | 130.0 | ± 9.6 % |
| | | Y | 4.34 | 65.83 | 15.77 | | 130.0 | |
| | | Z | 4.33 | 66.21 | 15.96 | | 130.0 | |
| 10610-AAB | IEEE 802.11ac WiFi (20MHz, MCS3, 90pc duty cycle) | X | 4.51 | 66.37 | 16.19 | 0.46 | 130.0 | ± 9.6 % |
| | | Y | 4.39 | 66.01 | 15.96 | | 130.0 | |
| | | Z | 4.38 | 66.40 | 16.14 | | 130.0 | |
| 10611-AAB | IEEE 802.11ac WiFi (20MHz, MCS4, 90pc duty cycle) | X | 4.42 | 66.15 | 16.03 | 0.46 | 130.0 | ± 9.6 % |
| | | Y | 4.30 | 65.79 | 15.79 | | 130.0 | |
| | | Z | 4.29 | 66.16 | 15.97 | | 130.0 | |
| 10612-AAB | IEEE 802.11ac WiFi (20MHz, MCS5, 90pc duty cycle) | X | 4.41 | 66.27 | 16.06 | 0.46 | 130.0 | ± 9.6 % |
| | | Y | 4.28 | 65.89 | 15.81 | | 130.0 | |
| | | Z | 4.26 | 66.23 | 15.98 | | 130.0 | |
| 10613-AAB | IEEE 802.11ac WiFi (20MHz, MCS6, 90pc duty cycle) | X | 4.40 | 66.08 | 15.90 | 0.46 | 130.0 | ± 9.6 % |
| | | Y | 4.28 | 65.70 | 15.65 | | 130.0 | |
| | | Z | 4.26 | 66.05 | 15.81 | | 130.0 | |
| 10614-AAB | IEEE 802.11ac WiFi (20MHz, MCS7, 90pc duty cycle) | X | 4.38 | 66.33 | 16.17 | 0.46 | 130.0 | ± 9.6 % |
| | | Y | 4.25 | 65.95 | 15.92 | | 130.0 | |
| | | Z | 4.25 | 66.33 | 16.10 | | 130.0 | |
| 10615-AAB | IEEE 802.11ac WiFi (20MHz, MCS8, 90pc duty cycle) | X | 4.41 | 65.98 | 15.79 | 0.46 | 130.0 | ± 9.6 % |
| | | Y | 4.29 | 65.61 | 15.54 | | 130.0 | |
| | | Z | 4.27 | 65.99 | 15.72 | | 130.0 | |
| 10616-AAB | IEEE 802.11ac WiFi (40MHz, MCS0, 90pc duty cycle) | X | 5.07 | 66.34 | 16.25 | 0.46 | 130.0 | ± 9.6 % |
| | | Y | 4.97 | 66.04 | 16.07 | | 130.0 | |
| | | Z | 4.96 | 66.31 | 16.21 | | 130.0 | |
| 10617-AAB | IEEE 802.11ac WiFi (40MHz, MCS1, 90pc duty cycle) | X | 5.10 | 66.45 | 16.28 | 0.46 | 130.0 | ± 9.6 % |
| | | Y | 5.00 | 66.15 | 16.11 | | 130.0 | |
| | | Z | 4.98 | 66.39 | 16.23 | | 130.0 | |
| 10618-AAB | IEEE 802.11ac WiFi (40MHz, MCS2, 90pc duty cycle) | X | 5.02 | 66.53 | 16.33 | 0.46 | 130.0 | ± 9.6 % |
| | | Y | 4.91 | 66.19 | 16.14 | | 130.0 | |
| | | Z | 4.89 | 66.45 | 16.27 | | 130.0 | |
| 10619-AAB | IEEE 802.11ac WiFi (40MHz, MCS3, 90pc duty cycle) | X | 5.04 | 66.36 | 16.18 | 0.46 | 130.0 | ± 9.6 % |
| | | Y | 4.96 | 66.11 | 16.03 | | 130.0 | |
| | | Z | 4.94 | 66.38 | 16.17 | | 130.0 | |
| 10620-AAB | IEEE 802.11ac WiFi (40MHz, MCS4, 90pc duty cycle) | X | 5.11 | 66.35 | 16.22 | 0.46 | 130.0 | ± 9.6 % |
| | | Y | 5.01 | 66.06 | 16.05 | | 130.0 | |
| | | Z | 4.98 | 66.26 | 16.16 | | 130.0 | |
| 10621-AAB | IEEE 802.11ac WiFi (40MHz, MCS5, 90pc duty cycle) | X | 5.12 | 66.47 | 16.41 | 0.46 | 130.0 | ± 9.6 % |
| | | Y | 5.02 | 66.16 | 16.23 | | 130.0 | |
| | | Z | 5.00 | 66.43 | 16.37 | | 130.0 | |
| 10622-AAB | IEEE 802.11ac WiFi (40MHz, MCS6, 90pc duty cycle) | X | 5.10 | 66.55 | 16.44 | 0.46 | 130.0 | ± 9.6 % |
| | | Y | 5.00 | 66.25 | 16.27 | | 130.0 | |
| | | Z | 4.99 | 66.50 | 16.40 | | 130.0 | |

Appendix A: DAE and Probe Calibration Certificate

EX3DV4- SN:7494

February 26, 2018

| | | | | | | | | |
|-----------|--|---|------|-------|-------|------|-------|---------|
| 10623-AAB | IEEE 802.11ac WiFi (40MHz, MCS7, 90pc duty cycle) | X | 5.00 | 66.11 | 16.08 | 0.46 | 130.0 | ± 9.6 % |
| | | Y | 4.90 | 65.81 | 15.90 | | 130.0 | |
| | | Z | 4.89 | 66.10 | 16.05 | | 130.0 | |
| 10624-AAB | IEEE 802.11ac WiFi (40MHz, MCS8, 90pc duty cycle) | X | 5.19 | 66.37 | 16.28 | 0.46 | 130.0 | ± 9.6 % |
| | | Y | 5.10 | 66.09 | 16.12 | | 130.0 | |
| | | Z | 5.07 | 66.34 | 16.24 | | 130.0 | |
| 10625-AAB | IEEE 802.11ac WiFi (40MHz, MCS9, 90pc duty cycle) | X | 5.27 | 66.50 | 16.40 | 0.46 | 130.0 | ± 9.6 % |
| | | Y | 5.19 | 66.27 | 16.28 | | 130.0 | |
| | | Z | 5.16 | 66.52 | 16.40 | | 130.0 | |
| 10626-AAB | IEEE 802.11ac WiFi (80MHz, MCS0, 90pc duty cycle) | X | 5.40 | 66.37 | 16.20 | 0.46 | 130.0 | ± 9.6 % |
| | | Y | 5.31 | 66.07 | 16.04 | | 130.0 | |
| | | Z | 5.31 | 66.31 | 16.17 | | 130.0 | |
| 10627-AAB | IEEE 802.11ac WiFi (80MHz, MCS1, 90pc duty cycle) | X | 5.62 | 66.96 | 16.47 | 0.46 | 130.0 | ± 9.6 % |
| | | Y | 5.56 | 66.76 | 16.37 | | 130.0 | |
| | | Z | 5.52 | 66.91 | 16.44 | | 130.0 | |
| 10628-AAB | IEEE 802.11ac WiFi (80MHz, MCS2, 90pc duty cycle) | X | 5.39 | 66.34 | 16.09 | 0.46 | 130.0 | ± 9.6 % |
| | | Y | 5.30 | 66.04 | 15.92 | | 130.0 | |
| | | Z | 5.29 | 66.26 | 16.04 | | 130.0 | |
| 10629-AAB | IEEE 802.11ac WiFi (80MHz, MCS3, 90pc duty cycle) | X | 5.50 | 66.54 | 16.19 | 0.46 | 130.0 | ± 9.6 % |
| | | Y | 5.44 | 66.36 | 16.08 | | 130.0 | |
| | | Z | 5.44 | 66.63 | 16.23 | | 130.0 | |
| 10630-AAB | IEEE 802.11ac WiFi (80MHz, MCS4, 90pc duty cycle) | X | 5.71 | 67.39 | 16.62 | 0.46 | 130.0 | ± 9.6 % |
| | | Y | 5.64 | 67.17 | 16.50 | | 130.0 | |
| | | Z | 5.64 | 67.11 | 16.48 | | 130.0 | |
| 10631-AAB | IEEE 802.11ac WiFi (80MHz, MCS5, 90pc duty cycle) | X | 5.70 | 67.46 | 16.84 | 0.46 | 130.0 | ± 9.6 % |
| | | Y | 5.61 | 67.18 | 16.70 | | 130.0 | |
| | | Z | 5.66 | 67.29 | 16.76 | | 130.0 | |
| 10632-AAB | IEEE 802.11ac WiFi (80MHz, MCS6, 90pc duty cycle) | X | 5.63 | 67.17 | 16.72 | 0.46 | 130.0 | ± 9.6 % |
| | | Y | 5.58 | 67.02 | 16.64 | | 130.0 | |
| | | Z | 5.57 | 67.27 | 16.77 | | 130.0 | |
| 10633-AAB | IEEE 802.11ac WiFi (80MHz, MCS7, 90pc duty cycle) | X | 5.42 | 66.43 | 16.17 | 0.46 | 130.0 | ± 9.6 % |
| | | Y | 5.32 | 66.10 | 15.99 | | 130.0 | |
| | | Z | 5.30 | 66.32 | 16.11 | | 130.0 | |
| 10634-AAB | IEEE 802.11ac WiFi (80MHz, MCS8, 90pc duty cycle) | X | 5.45 | 66.63 | 16.32 | 0.46 | 130.0 | ± 9.6 % |
| | | Y | 5.35 | 66.31 | 16.16 | | 130.0 | |
| | | Z | 5.35 | 66.57 | 16.29 | | 130.0 | |
| 10635-AAB | IEEE 802.11ac WiFi (80MHz, MCS9, 90pc duty cycle) | X | 5.30 | 65.85 | 15.65 | 0.46 | 130.0 | ± 9.6 % |
| | | Y | 5.21 | 65.54 | 15.48 | | 130.0 | |
| | | Z | 5.19 | 65.76 | 15.60 | | 130.0 | |
| 10636-AAC | IEEE 802.11ac WiFi (160MHz, MCS0, 90pc duty cycle) | X | 5.84 | 66.72 | 16.29 | 0.46 | 130.0 | ± 9.6 % |
| | | Y | 5.76 | 66.45 | 16.15 | | 130.0 | |
| | | Z | 5.76 | 66.66 | 16.26 | | 130.0 | |
| 10637-AAC | IEEE 802.11ac WiFi (160MHz, MCS1, 90pc duty cycle) | X | 5.95 | 67.01 | 16.43 | 0.46 | 130.0 | ± 9.6 % |
| | | Y | 5.88 | 66.76 | 16.30 | | 130.0 | |
| | | Z | 5.85 | 66.89 | 16.37 | | 130.0 | |
| 10638-AAC | IEEE 802.11ac WiFi (160MHz, MCS2, 90pc duty cycle) | X | 5.98 | 67.09 | 16.44 | 0.46 | 130.0 | ± 9.6 % |
| | | Y | 5.91 | 66.84 | 16.31 | | 130.0 | |
| | | Z | 5.91 | 67.08 | 16.44 | | 130.0 | |

Appendix A: DAE and Probe Calibration Certificate

EX3DV4- SN:7494

February 26, 2018

| | | | | | | | | |
|-----------|--|---|--------|--------|-------|-------|-------|---------|
| 10639-AAC | IEEE 802.11ac WiFi (160MHz, MCS3, 90pc duty cycle) | X | 5.93 | 66.96 | 16.42 | 0.46 | 130.0 | ± 9.6 % |
| | | Y | 5.85 | 66.68 | 16.27 | | 130.0 | |
| | | Z | 5.84 | 66.87 | 16.37 | | 130.0 | |
| 10640-AAC | IEEE 802.11ac WiFi (160MHz, MCS4, 90pc duty cycle) | X | 5.89 | 66.83 | 16.30 | 0.46 | 130.0 | ± 9.6 % |
| | | Y | 5.79 | 66.50 | 16.13 | | 130.0 | |
| | | Z | 5.76 | 66.65 | 16.20 | | 130.0 | |
| 10641-AAC | IEEE 802.11ac WiFi (160MHz, MCS5, 90pc duty cycle) | X | 5.99 | 66.93 | 16.36 | 0.46 | 130.0 | ± 9.6 % |
| | | Y | 5.93 | 66.70 | 16.25 | | 130.0 | |
| | | Z | 5.89 | 66.83 | 16.32 | | 130.0 | |
| 10642-AAC | IEEE 802.11ac WiFi (160MHz, MCS6, 90pc duty cycle) | X | 6.01 | 67.13 | 16.63 | 0.46 | 130.0 | ± 9.6 % |
| | | Y | 5.93 | 66.84 | 16.49 | | 130.0 | |
| | | Z | 5.91 | 67.00 | 16.57 | | 130.0 | |
| 10643-AAC | IEEE 802.11ac WiFi (160MHz, MCS7, 90pc duty cycle) | X | 5.86 | 66.81 | 16.36 | 0.46 | 130.0 | ± 9.6 % |
| | | Y | 5.78 | 66.52 | 16.22 | | 130.0 | |
| | | Z | 5.75 | 66.66 | 16.29 | | 130.0 | |
| 10644-AAC | IEEE 802.11ac WiFi (160MHz, MCS8, 90pc duty cycle) | X | 5.91 | 66.99 | 16.47 | 0.46 | 130.0 | ± 9.6 % |
| | | Y | 5.82 | 66.67 | 16.31 | | 130.0 | |
| | | Z | 5.80 | 66.82 | 16.38 | | 130.0 | |
| 10645-AAC | IEEE 802.11ac WiFi (160MHz, MCS9, 90pc duty cycle) | X | 6.04 | 67.04 | 16.47 | 0.46 | 130.0 | ± 9.6 % |
| | | Y | 5.97 | 66.82 | 16.36 | | 130.0 | |
| | | Z | 5.92 | 66.90 | 16.40 | | 130.0 | |
| 10646-AAD | LTE-TDD (SC-FDMA, 1 RB, 5 MHz, QPSK, UL Subframe=2,7) | X | 5.85 | 87.94 | 30.48 | 9.30 | 60.0 | ± 9.6 % |
| | | Y | 5.37 | 85.81 | 29.63 | | 60.0 | |
| | | Z | 4.49 | 83.14 | 29.09 | | 60.0 | |
| 10647-AAC | LTE-TDD (SC-FDMA, 1 RB, 20 MHz, QPSK, UL Subframe=2,7) | X | 5.17 | 85.51 | 29.66 | 9.30 | 60.0 | ± 9.6 % |
| | | Y | 4.78 | 83.60 | 28.89 | | 60.0 | |
| | | Z | 4.02 | 80.87 | 28.26 | | 60.0 | |
| 10648-AAA | CDMA2000 (1x Advanced) | X | 0.51 | 61.76 | 8.43 | 0.00 | 150.0 | ± 9.6 % |
| | | Y | 0.38 | 60.00 | 6.13 | | 150.0 | |
| | | Z | 0.38 | 60.10 | 6.48 | | 150.0 | |
| 10652-AAB | LTE-TDD (OFDMA, 5 MHz, E-TM 3.1, Clipping 44%) | X | 3.13 | 65.98 | 15.78 | 2.23 | 80.0 | ± 9.6 % |
| | | Y | 2.93 | 65.12 | 15.15 | | 80.0 | |
| | | Z | 3.02 | 66.07 | 15.57 | | 80.0 | |
| 10653-AAB | LTE-TDD (OFDMA, 10 MHz, E-TM 3.1, Clipping 44%) | X | 3.69 | 65.40 | 16.13 | 2.23 | 80.0 | ± 9.6 % |
| | | Y | 3.54 | 64.83 | 15.74 | | 80.0 | |
| | | Z | 3.60 | 65.47 | 16.04 | | 80.0 | |
| 10654-AAB | LTE-TDD (OFDMA, 15 MHz, E-TM 3.1, Clipping 44%) | X | 3.72 | 65.03 | 16.17 | 2.23 | 80.0 | ± 9.6 % |
| | | Y | 3.58 | 64.50 | 15.83 | | 80.0 | |
| | | Z | 3.65 | 65.07 | 16.11 | | 80.0 | |
| 10655-AAB | LTE-TDD (OFDMA, 20 MHz, E-TM 3.1, Clipping 44%) | X | 3.80 | 64.95 | 16.21 | 2.23 | 80.0 | ± 9.6 % |
| | | Y | 3.67 | 64.43 | 15.88 | | 80.0 | |
| | | Z | 3.74 | 64.95 | 16.16 | | 80.0 | |
| 10658-AAA | Pulse Waveform (200Hz, 10%) | X | 4.43 | 71.88 | 12.89 | 10.00 | 50.0 | ± 9.6 % |
| | | Y | 2.96 | 67.08 | 10.79 | | 50.0 | |
| | | Z | 4.92 | 73.02 | 13.29 | | 50.0 | |
| 10659-AAA | Pulse Waveform (200Hz, 20%) | X | 21.85 | 87.99 | 16.66 | 6.99 | 60.0 | ± 9.6 % |
| | | Y | 1.49 | 64.48 | 8.54 | | 60.0 | |
| | | Z | 100.00 | 101.11 | 19.71 | | 60.0 | |

Certificate No: EX3-7494_Feb18

Page 38 of 39

Appendix A: DAE and Probe Calibration Certificate

EX3DV4– SN:7494

February 26, 2018

| | | | | | | | | |
|-----------|-----------------------------|---|--------|--------|-------|------|-------|---------|
| 10660-AAA | Pulse Waveform (200Hz, 40%) | X | 100.00 | 100.24 | 18.17 | 3.98 | 80.0 | ± 9.6 % |
| | | Y | 0.44 | 60.00 | 5.03 | | 80.0 | |
| | | Z | 100.00 | 101.16 | 18.48 | | 80.0 | |
| 10661-AAA | Pulse Waveform (200Hz, 60%) | X | 100.00 | 101.13 | 17.57 | 2.22 | 100.0 | ± 9.6 % |
| | | Y | 0.24 | 60.00 | 3.65 | | 100.0 | |
| | | Z | 100.00 | 102.26 | 17.94 | | 100.0 | |
| 10662-AAA | Pulse Waveform (200Hz, 80%) | X | 100.00 | 99.08 | 15.66 | 0.97 | 120.0 | ± 9.6 % |
| | | Y | 3.24 | 108.92 | 7.51 | | 120.0 | |
| | | Z | 100.00 | 98.42 | 15.34 | | 120.0 | |

^F Uncertainty is determined using the max. deviation from linear response applying rectangular distribution and is expressed for the square of the field value.

1.1. D450V3 Dipole Calibration Certificate

**Calibration Laboratory of
Schmid & Partner
Engineering AG**
Zeughausstrasse 43, 8004 Zurich, Switzerland



S Schweizerischer Kalibrierdienst
C Service suisse d'étalonnage
S Servizio svizzero di taratura
S Swiss Calibration Service

Accredited by the Swiss Accreditation Service (SAS)
The Swiss Accreditation Service is one of the signatories to the EA
Multilateral Agreement for the recognition of calibration certificates

Accreditation No.: **SCS 0108**

Client **CCIC-HTW (Auden)**

Certificate No: **D450V3-1102_Feb18**

CALIBRATION CERTIFICATE

Object **D450V3 - SN:1102**

Calibration procedure(s) **QA CAL-15.v8
Calibration procedure for dipole validation kits below 700 MHz**

Calibration date: **February 23, 2018**

This calibration certificate documents the traceability to national standards, which realize the physical units of measurements (SI).
The measurements and the uncertainties with confidence probability are given on the following pages and are part of the certificate.

All calibrations have been conducted in the closed laboratory facility: environment temperature (22 ± 3)°C and humidity < 70%.

Calibration Equipment used (M&TE critical for calibration)

| Primary Standards | ID # | Cal Date (Certificate No.) | Scheduled Calibration |
|-----------------------------|--------------------|-----------------------------------|------------------------|
| Power meter NRP | SN: 104778 | 04-Apr-17 (No. 217-02521/02522) | Apr-18 |
| Power sensor NRP-Z91 | SN: 103244 | 04-Apr-17 (No. 217-02521) | Apr-18 |
| Power sensor NRP-Z91 | SN: 103245 | 04-Apr-17 (No. 217-02522) | Apr-18 |
| Reference 20 dB Attenuator | SN: 5277 (20x) | 07-Apr-17 (No. 217-02528) | Apr-18 |
| Type-N mismatch combination | SN: 5047.2 / 06327 | 07-Apr-17 (No. 217-02529) | Apr-18 |
| Reference Probe EX3DV4 | SN: 3877 | 30-Dec-17 (No. EX3-3877_Dec17) | Dec-18 |
| DAE4 | SN: 654 | 24-Jul-17 (No. DAE4-654_Jul17) | Jul-18 |
| Secondary Standards | ID # | Check Date (in house) | Scheduled Check |
| Power meter E4419B | SN: GB41293874 | 06-Apr-16 (No. 217-02285/02284) | In house check: Jun-18 |
| Power sensor E4412A | SN: MY41498067 | 06-Apr-16 (No. 217-02285) | In house check: Jun-18 |
| Power sensor E4412A | SN: 00D110210 | 06-Apr-16 (No. 217-02284) | In house check: Jun-18 |
| RF generator HP 8648C | SN: US3642U01700 | 04-Aug-99 (in house check Jun-16) | In house check: Jun-18 |
| Network Analyzer HP 8753E | SN: US37390585 | 18-Oct-01 (in house check Oct-17) | In house check: Oct-18 |

| | Name | Function | Signature |
|----------------|----------------|-----------------------|-----------|
| Calibrated by: | Jeton Kastrali | Laboratory Technician | |
| Approved by: | Katja Pokovic | Technical Manager | |

Issued: February 23, 2018

This calibration certificate shall not be reproduced except in full without written approval of the laboratory.

**Calibration Laboratory of
Schmid & Partner
Engineering AG**
Zeughausstrasse 43, 8004 Zurich, Switzerland



S Schweizerischer Kalibrierdienst
C Service suisse d'étalonnage
S Servizio svizzero di taratura
S Swiss Calibration Service

Accredited by the Swiss Accreditation Service (SAS)
The Swiss Accreditation Service is one of the signatories to the EA
Multilateral Agreement for the recognition of calibration certificates

Accreditation No.: **SCS 0108**

Glossary:

TSL tissue simulating liquid
ConvF sensitivity in TSL / NORM x,y,z
N/A not applicable or not measured

Calibration is Performed According to the Following Standards:

- a) IEEE Std 1528-2013, "IEEE Recommended Practice for Determining the Peak Spatial-Averaged Specific Absorption Rate (SAR) in the Human Head from Wireless Communications Devices: Measurement Techniques", June 2013
- b) IEC 62209-1, "Measurement procedure for the assessment of Specific Absorption Rate (SAR) from hand-held and body-mounted devices used next to the ear (frequency range of 300 MHz to 6 GHz)", July 2016
- c) IEC 62209-2, "Procedure to determine the Specific Absorption Rate (SAR) for wireless communication devices used in close proximity to the human body (frequency range of 30 MHz to 6 GHz)", March 2010
- d) KDB 865664, "SAR Measurement Requirements for 100 MHz to 6 GHz"

Additional Documentation:

- e) DASY4/5 System Handbook

Methods Applied and Interpretation of Parameters:

- *Measurement Conditions:* Further details are available from the Validation Report at the end of the certificate. All figures stated in the certificate are valid at the frequency indicated.
- *Antenna Parameters with TSL:* The dipole is mounted with the spacer to position its feed point exactly below the center marking of the flat phantom section, with the arms oriented parallel to the body axis.
- *Feed Point Impedance and Return Loss:* These parameters are measured with the dipole positioned under the liquid filled phantom. The impedance stated is transformed from the measurement at the SMA connector to the feed point. The Return Loss ensures low reflected power. No uncertainty required.
- *Electrical Delay:* One-way delay between the SMA connector and the antenna feed point. No uncertainty required.
- *SAR measured:* SAR measured at the stated antenna input power.
- *SAR normalized:* SAR as measured, normalized to an input power of 1 W at the antenna connector.
- *SAR for nominal TSL parameters:* The measured TSL parameters are used to calculate the nominal SAR result.

The reported uncertainty of measurement is stated as the standard uncertainty of measurement multiplied by the coverage factor $k=2$, which for a normal distribution corresponds to a coverage probability of approximately 95%.

Measurement Conditions

DASY system configuration, as far as not given on page 1.

| | | |
|------------------------------|------------------------|-----------------------------|
| DASY Version | DASY5 | V52.10.0 |
| Extrapolation | Advanced Extrapolation | |
| Phantom | ELI4 Flat Phantom | Shell thickness: 2 ± 0.2 mm |
| Distance Dipole Center - TSL | 15 mm | with Spacer |
| Zoom Scan Resolution | dx, dy, dz = 5 mm | |
| Frequency | 450 MHz ± 1 MHz | |

Head TSL parameters

The following parameters and calculations were applied.

| | Temperature | Permittivity | Conductivity |
|---|-----------------|--------------|------------------|
| Nominal Head TSL parameters | 22.0 °C | 43.5 | 0.87 mho/m |
| Measured Head TSL parameters | (22.0 ± 0.2) °C | 43.7 ± 6 % | 0.87 mho/m ± 6 % |
| Head TSL temperature change during test | < 0.5 °C | ---- | ---- |

SAR result with Head TSL

| SAR averaged over 1 cm ³ (1 g) of Head TSL | Condition | |
|---|--------------------|---------------------------------|
| SAR measured | 250 mW input power | 1.12 W/kg |
| SAR for nominal Head TSL parameters | normalized to 1W | 4.48 W/kg ± 18.1 % (k=2) |

| SAR averaged over 10 cm ³ (10 g) of Head TSL | condition | |
|---|--------------------|---------------------------------|
| SAR measured | 250 mW input power | 0.749 W/kg |
| SAR for nominal Head TSL parameters | normalized to 1W | 3.00 W/kg ± 17.6 % (k=2) |

Body TSL parameters

The following parameters and calculations were applied.

| | Temperature | Permittivity | Conductivity |
|---|-----------------|--------------|------------------|
| Nominal Body TSL parameters | 22.0 °C | 56.7 | 0.94 mho/m |
| Measured Body TSL parameters | (22.0 ± 0.2) °C | 56.0 ± 6 % | 0.93 mho/m ± 6 % |
| Body TSL temperature change during test | < 0.5 °C | ---- | ---- |

SAR result with Body TSL

| SAR averaged over 1 cm ³ (1 g) of Body TSL | Condition | |
|---|--------------------|---------------------------------|
| SAR measured | 250 mW input power | 1.11 W/kg |
| SAR for nominal Body TSL parameters | normalized to 1W | 4.47 W/kg ± 18.1 % (k=2) |

| SAR averaged over 10 cm ³ (10 g) of Body TSL | condition | |
|---|--------------------|---------------------------------|
| SAR measured | 250 mW input power | 0.749 W/kg |
| SAR for nominal Body TSL parameters | normalized to 1W | 3.01 W/kg ± 17.6 % (k=2) |

Appendix (Additional assessments outside the scope of SCS 0108)

Antenna Parameters with Head TSL

| | |
|--------------------------------------|-------------------------------|
| Impedance, transformed to feed point | 59.6 Ω - 0.2 $j\Omega$ |
| Return Loss | - 21.1 dB |

Antenna Parameters with Body TSL

| | |
|--------------------------------------|-------------------------------|
| Impedance, transformed to feed point | 55.1 Ω - 6.9 $j\Omega$ |
| Return Loss | - 21.8 dB |

General Antenna Parameters and Design

| | |
|----------------------------------|----------|
| Electrical Delay (one direction) | 1.348 ns |
|----------------------------------|----------|

After long term use with 100W radiated power, only a slight warming of the dipole near the feedpoint can be measured.

The dipole is made of standard semirigid coaxial cable. The center conductor of the feeding line is directly connected to the second arm of the dipole. The antenna is therefore short-circuited for DC-signals. On some of the dipoles, small end caps are added to the dipole arms in order to improve matching when loaded according to the position as explained in the "Measurement Conditions" paragraph. The SAR data are not affected by this change. The overall dipole length is still according to the Standard.

No excessive force must be applied to the dipole arms, because they might bend or the soldered connections near the feedpoint may be damaged.

Additional EUT Data

| | |
|-----------------|------------------|
| Manufactured by | SPEAG |
| Manufactured on | October 05, 2017 |

DASY5 Validation Report for Head TSL

Date: 23.02.2018

Test Laboratory: SPEAG, Zurich, Switzerland

DUT: Dipole 450 MHz D450V3; Type: D450V3; Serial: D450V3 - SN:1102

Communication System: UID 0 - CW; Frequency: 450 MHz

Medium parameters used: $f = 450$ MHz; $\sigma = 0.87$ S/m; $\epsilon_r = 43.7$; $\rho = 1000$ kg/m³

Phantom section: Flat Section

Measurement Standard: DASY5 (IEEE/IEC/ANSI C63.19-2011)

DASY52 Configuration:

- Probe: EX3DV4 - SN3877; ConvF(10.5, 10.5, 10.5); Calibrated: 30.12.2017;
- Sensor-Surface: 1.4mm (Mechanical Surface Detection)
- Electronics: DAE4 Sn654; Calibrated: 24.07.2017
- Phantom: ELI v4.0; Type: QDOVA001BB; Serial: TP:1003
- DASY52 52.10.0(1446); SEMCAD X 14.6.10(7417)

Dipole Calibration for Head Tissue/d=15mm, Pin=250mW/Zoom Scan (7x7x7)/Cube 0:


Measurement grid: dx=5mm, dy=5mm, dz=5mm

Reference Value = 43.13 V/m; Power Drift = -0.01 dB

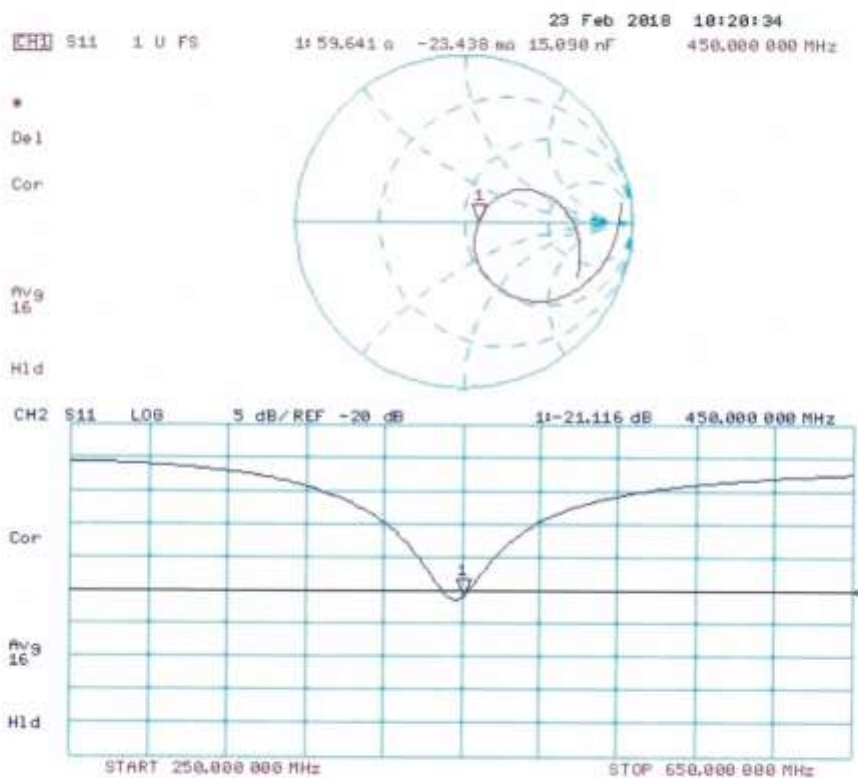
Peak SAR (extrapolated) = 1.73 W/kg

SAR(1 g) = 1.12 W/kg; SAR(10 g) = 0.749 W/kg

Maximum value of SAR (measured) = 1.51 W/kg



Impedance Measurement Plot for Head TSL



DASY5 Validation Report for Body TSL

Date: 23.02.2018

Test Laboratory: SPEAG, Zurich, Switzerland

DUT: Dipole 450 MHz D450V3; Type: D450V3; Serial: D450V3 - SN:1102

Communication System: UID 0 - CW; Frequency: 450 MHz

Medium parameters used: $f = 450$ MHz; $\sigma = 0.93$ S/m; $\epsilon_r = 56$; $\rho = 1000$ kg/m³

Phantom section: Flat Section

Measurement Standard: DASY5 (IEEE/IEC/ANSI C63.19-2011)

DASY52 Configuration:

- Probe: EX3DV4 - SN3877; ConvF(10.8, 10.8, 10.8); Calibrated: 30.12.2017;
- Sensor-Surface: 1.4mm (Mechanical Surface Detection)
- Electronics: DAE4 Sn654; Calibrated: 24.07.2017
- Phantom: ELI v4.0; Type: QDOVA001BB; Serial: TP:1003
- DASY52 52.10.0(1446); SEMCAD X 14.6.10(7417)

Dipole Calibration for Body Tissue/d=15mm, Pin=250mW/Zoom Scan (7x7x7)/Cube 0:


Measurement grid: dx=5mm, dy=5mm, dz=5mm

Reference Value = 41.23 V/m; Power Drift = -0.01 dB

Peak SAR (extrapolated) = 1.71 W/kg

SAR(1 g) = 1.11 W/kg; SAR(10 g) = 0.749 W/kg

Maximum value of SAR (measured) = 1.50 W/kg



Impedance Measurement Plot for Body TSL

