

Appendix A: DAE and Probe Calibration Certificate

EX3DV4- SN:7494

February 26, 2018

| | | | | | | | | |
|-----------|---|---|------|-------|-------|------|-------|---------|
| 10460-AAA | UMTS-FDD (WCDMA, AMR) | X | 0.88 | 68.39 | 16.07 | 0.00 | 150.0 | ± 9.6 % |
| | | Y | 0.70 | 65.56 | 13.77 | | 150.0 | |
| | | Z | 0.84 | 67.99 | 15.62 | | 150.0 | |
| 10461-AAA | LTE-TDD (SC-FDMA, 1 RB, 1.4 MHz, QPSK, UL Subframe=2,3,4,7,8,9) | X | 1.57 | 72.49 | 16.91 | 3.29 | 80.0 | ± 9.6 % |
| | | Y | 2.31 | 77.86 | 18.85 | | 80.0 | |
| | | Z | 1.89 | 76.90 | 18.97 | | 80.0 | |
| 10462-AAA | LTE-TDD (SC-FDMA, 1 RB, 1.4 MHz, 16-QAM, UL Subframe=2,3,4,7,8,9) | X | 0.65 | 60.00 | 7.36 | 3.23 | 80.0 | ± 9.6 % |
| | | Y | 0.67 | 60.00 | 7.26 | | 80.0 | |
| | | Z | 0.57 | 60.00 | 7.02 | | 80.0 | |
| 10463-AAA | LTE-TDD (SC-FDMA, 1 RB, 1.4 MHz, 64-QAM, UL Subframe=2,3,4,7,8,9) | X | 0.67 | 60.00 | 6.67 | 3.23 | 80.0 | ± 9.6 % |
| | | Y | 0.68 | 60.00 | 6.58 | | 80.0 | |
| | | Z | 0.60 | 60.00 | 6.22 | | 80.0 | |
| 10464-AAA | LTE-TDD (SC-FDMA, 1 RB, 3 MHz, QPSK, UL Subframe=2,3,4,7,8,9) | X | 1.23 | 69.24 | 14.93 | 3.23 | 80.0 | ± 9.6 % |
| | | Y | 1.59 | 72.66 | 16.19 | | 80.0 | |
| | | Z | 1.42 | 72.83 | 16.69 | | 80.0 | |
| 10465-AAA | LTE-TDD (SC-FDMA, 1 RB, 3 MHz, 16-QAM, UL Subframe=2,3,4,7,8,9) | X | 0.65 | 60.00 | 7.28 | 3.23 | 80.0 | ± 9.6 % |
| | | Y | 0.67 | 60.00 | 7.19 | | 80.0 | |
| | | Z | 0.57 | 60.00 | 6.95 | | 80.0 | |
| 10466-AAA | LTE-TDD (SC-FDMA, 1 RB, 3 MHz, 64-QAM, UL Subframe=2,3,4,7,8,9) | X | 0.67 | 60.00 | 6.62 | 3.23 | 80.0 | ± 9.6 % |
| | | Y | 0.69 | 60.00 | 6.54 | | 80.0 | |
| | | Z | 0.60 | 60.00 | 6.18 | | 80.0 | |
| 10467-AAC | LTE-TDD (SC-FDMA, 1 RB, 5 MHz, QPSK, UL Subframe=2,3,4,7,8,9) | X | 1.28 | 69.83 | 15.22 | 3.23 | 80.0 | ± 9.6 % |
| | | Y | 1.71 | 73.64 | 16.62 | | 80.0 | |
| | | Z | 1.51 | 73.74 | 17.10 | | 80.0 | |
| 10468-AAC | LTE-TDD (SC-FDMA, 1 RB, 5 MHz, 16-QAM, UL Subframe=2,3,4,7,8,9) | X | 0.65 | 60.00 | 7.31 | 3.23 | 80.0 | ± 9.6 % |
| | | Y | 0.66 | 60.00 | 7.22 | | 80.0 | |
| | | Z | 0.57 | 60.00 | 6.98 | | 80.0 | |
| 10469-AAC | LTE-TDD (SC-FDMA, 1 RB, 5 MHz, 64-QAM, UL Subframe=2,3,4,7,8,9) | X | 0.67 | 60.00 | 6.62 | 3.23 | 80.0 | ± 9.6 % |
| | | Y | 0.68 | 60.00 | 6.54 | | 80.0 | |
| | | Z | 0.60 | 60.00 | 6.18 | | 80.0 | |
| 10470-AAC | LTE-TDD (SC-FDMA, 1 RB, 10 MHz, QPSK, UL Subframe=2,3,4,7,8,9) | X | 1.27 | 69.83 | 15.21 | 3.23 | 80.0 | ± 9.6 % |
| | | Y | 1.71 | 73.66 | 16.62 | | 80.0 | |
| | | Z | 1.50 | 73.77 | 17.11 | | 80.0 | |
| 10471-AAC | LTE-TDD (SC-FDMA, 1 RB, 10 MHz, 16-QAM, UL Subframe=2,3,4,7,8,9) | X | 0.65 | 60.00 | 7.29 | 3.23 | 80.0 | ± 9.6 % |
| | | Y | 0.66 | 60.00 | 7.20 | | 80.0 | |
| | | Z | 0.57 | 60.00 | 6.96 | | 80.0 | |
| 10472-AAC | LTE-TDD (SC-FDMA, 1 RB, 10 MHz, 64-QAM, UL Subframe=2,3,4,7,8,9) | X | 0.67 | 60.00 | 6.60 | 3.23 | 80.0 | ± 9.6 % |
| | | Y | 0.68 | 60.00 | 6.52 | | 80.0 | |
| | | Z | 0.31 | 55.91 | 4.03 | | 80.0 | |
| 10473-AAC | LTE-TDD (SC-FDMA, 1 RB, 15 MHz, QPSK, UL Subframe=2,3,4,7,8,9) | X | 1.27 | 69.80 | 15.19 | 3.23 | 80.0 | ± 9.6 % |
| | | Y | 1.70 | 73.59 | 16.59 | | 80.0 | |
| | | Z | 1.50 | 73.71 | 17.08 | | 80.0 | |
| 10474-AAC | LTE-TDD (SC-FDMA, 1 RB, 15 MHz, 16-QAM, UL Subframe=2,3,4,7,8,9) | X | 0.65 | 60.00 | 7.29 | 3.23 | 80.0 | ± 9.6 % |
| | | Y | 0.66 | 60.00 | 7.20 | | 80.0 | |
| | | Z | 0.57 | 60.00 | 6.96 | | 80.0 | |
| 10475-AAC | LTE-TDD (SC-FDMA, 1 RB, 15 MHz, 64-QAM, UL Subframe=2,3,4,7,8,9) | X | 0.67 | 60.00 | 6.60 | 3.23 | 80.0 | ± 9.6 % |
| | | Y | 0.68 | 60.00 | 6.52 | | 80.0 | |
| | | Z | 0.31 | 55.90 | 4.03 | | 80.0 | |

Appendix A: DAE and Probe Calibration Certificate

EX3DV4-- SN:7494

February 26, 2018

| | | | | | | | | |
|-----------|---|---|------|-------|-------|------|------|---------|
| 10477-AAC | LTE-TDD (SC-FDMA, 1 RB, 20 MHz, 16-QAM, UL Subframe=2,3,4,7,8,9) | X | 0.65 | 60.00 | 7.26 | 3.23 | 80.0 | ± 9.6 % |
| | | Y | 0.66 | 60.00 | 7.17 | | 80.0 | |
| | | Z | 0.57 | 60.00 | 6.93 | | 80.0 | |
| 10478-AAC | LTE-TDD (SC-FDMA, 1 RB, 20 MHz, 64-QAM, UL Subframe=2,3,4,7,8,9) | X | 0.67 | 60.00 | 6.59 | 3.23 | 80.0 | ± 9.6 % |
| | | Y | 0.68 | 60.00 | 6.51 | | 80.0 | |
| | | Z | 0.31 | 55.89 | 4.01 | | 80.0 | |
| 10479-AAA | LTE-TDD (SC-FDMA, 50% RB, 1.4 MHz, QPSK, UL Subframe=2,3,4,7,8,9) | X | 3.24 | 76.16 | 18.67 | 3.23 | 80.0 | ± 9.6 % |
| | | Y | 4.42 | 80.82 | 20.23 | | 80.0 | |
| | | Z | 4.39 | 82.21 | 20.82 | | 80.0 | |
| 10480-AAA | LTE-TDD (SC-FDMA, 50% RB, 1.4 MHz, 16-QAM, UL Subframe=2,3,4,7,8,9) | X | 2.03 | 66.76 | 12.73 | 3.23 | 80.0 | ± 9.6 % |
| | | Y | 2.05 | 66.92 | 12.60 | | 80.0 | |
| | | Z | 1.85 | 67.01 | 12.43 | | 80.0 | |
| 10481-AAA | LTE-TDD (SC-FDMA, 50% RB, 1.4 MHz, 64-QAM, UL Subframe=2,3,4,7,8,9) | X | 1.62 | 63.96 | 11.04 | 3.23 | 80.0 | ± 9.6 % |
| | | Y | 1.57 | 63.66 | 10.70 | | 80.0 | |
| | | Z | 1.32 | 63.18 | 10.24 | | 80.0 | |
| 10482-AAA | LTE-TDD (SC-FDMA, 50% RB, 3 MHz, QPSK, UL Subframe=2,3,4,7,8,9) | X | 1.53 | 65.20 | 12.69 | 2.23 | 80.0 | ± 9.6 % |
| | | Y | 1.10 | 61.56 | 10.21 | | 80.0 | |
| | | Z | 1.14 | 62.42 | 10.54 | | 80.0 | |
| 10483-AAA | LTE-TDD (SC-FDMA, 50% RB, 3 MHz, 16-QAM, UL Subframe=2,3,4,7,8,9) | X | 1.45 | 61.38 | 9.71 | 2.23 | 80.0 | ± 9.6 % |
| | | Y | 1.32 | 60.52 | 8.97 | | 80.0 | |
| | | Z | 1.16 | 60.00 | 8.17 | | 80.0 | |
| 10484-AAA | LTE-TDD (SC-FDMA, 50% RB, 3 MHz, 64-QAM, UL Subframe=2,3,4,7,8,9) | X | 1.44 | 61.07 | 9.53 | 2.23 | 80.0 | ± 9.6 % |
| | | Y | 1.32 | 60.25 | 8.82 | | 80.0 | |
| | | Z | 1.19 | 60.00 | 8.15 | | 80.0 | |
| 10485-AAC | LTE-TDD (SC-FDMA, 50% RB, 5 MHz, QPSK, UL Subframe=2,3,4,7,8,9) | X | 2.16 | 69.31 | 16.02 | 2.23 | 80.0 | ± 9.6 % |
| | | Y | 1.69 | 66.06 | 14.04 | | 80.0 | |
| | | Z | 1.93 | 68.38 | 15.12 | | 80.0 | |
| 10486-AAC | LTE-TDD (SC-FDMA, 50% RB, 5 MHz, 16-QAM, UL Subframe=2,3,4,7,8,9) | X | 2.10 | 65.45 | 13.37 | 2.23 | 80.0 | ± 9.6 % |
| | | Y | 1.71 | 62.92 | 11.64 | | 80.0 | |
| | | Z | 1.73 | 63.60 | 11.80 | | 80.0 | |
| 10487-AAC | LTE-TDD (SC-FDMA, 50% RB, 5 MHz, 64-QAM, UL Subframe=2,3,4,7,8,9) | X | 2.11 | 65.08 | 13.16 | 2.23 | 80.0 | ± 9.6 % |
| | | Y | 1.73 | 62.69 | 11.49 | | 80.0 | |
| | | Z | 1.73 | 63.23 | 11.57 | | 80.0 | |
| 10488-AAC | LTE-TDD (SC-FDMA, 50% RB, 10 MHz, QPSK, UL Subframe=2,3,4,7,8,9) | X | 2.58 | 69.55 | 17.35 | 2.23 | 80.0 | ± 9.6 % |
| | | Y | 2.27 | 67.73 | 16.25 | | 80.0 | |
| | | Z | 2.45 | 69.44 | 17.18 | | 80.0 | |
| 10489-AAC | LTE-TDD (SC-FDMA, 50% RB, 10 MHz, 16-QAM, UL Subframe=2,3,4,7,8,9) | X | 2.75 | 67.17 | 16.06 | 2.23 | 80.0 | ± 9.6 % |
| | | Y | 2.49 | 65.86 | 15.18 | | 80.0 | |
| | | Z | 2.63 | 67.13 | 15.78 | | 80.0 | |
| 10490-AAC | LTE-TDD (SC-FDMA, 50% RB, 10 MHz, 64-QAM, UL Subframe=2,3,4,7,8,9) | X | 2.83 | 67.06 | 16.01 | 2.23 | 80.0 | ± 9.6 % |
| | | Y | 2.57 | 65.81 | 15.15 | | 80.0 | |
| | | Z | 2.69 | 66.99 | 15.69 | | 80.0 | |
| 10491-AAC | LTE-TDD (SC-FDMA, 50% RB, 15 MHz, QPSK, UL Subframe=2,3,4,7,8,9) | X | 2.92 | 68.61 | 17.17 | 2.23 | 80.0 | ± 9.6 % |
| | | Y | 2.65 | 67.28 | 16.37 | | 80.0 | |
| | | Z | 2.77 | 68.48 | 17.08 | | 80.0 | |
| 10492-AAC | LTE-TDD (SC-FDMA, 50% RB, 15 MHz, 16-QAM, UL Subframe=2,3,4,7,8,9) | X | 3.13 | 66.69 | 16.33 | 2.23 | 80.0 | ± 9.6 % |
| | | Y | 2.92 | 65.77 | 15.72 | | 80.0 | |
| | | Z | 3.01 | 66.69 | 16.19 | | 80.0 | |

Appendix A: DAE and Probe Calibration Certificate

EX3DV4- SN:7494

February 26, 2018

| | | | | | | | | |
|-----------|--|---|------|-------|-------|------|------|---------|
| 10493-AAC | LTE-TDD (SC-FDMA, 50% RB, 15 MHz, 64-QAM, UL Subframe=2,3,4,7,8,9) | X | 3.19 | 66.60 | 16.28 | 2.23 | 80.0 | ± 9.6 % |
| | | Y | 2.99 | 65.70 | 15.69 | | 80.0 | |
| | | Z | 3.07 | 66.59 | 16.12 | | 80.0 | |
| 10494-AAC | LTE-TDD (SC-FDMA, 50% RB, 20 MHz, QPSK, UL Subframe=2,3,4,7,8,9) | X | 3.09 | 69.75 | 17.58 | 2.23 | 80.0 | ± 9.6 % |
| | | Y | 2.78 | 68.23 | 16.72 | | 80.0 | |
| | | Z | 2.93 | 69.54 | 17.51 | | 80.0 | |
| 10495-AAC | LTE-TDD (SC-FDMA, 50% RB, 20 MHz, 16-QAM, UL Subframe=2,3,4,7,8,9) | X | 3.15 | 66.91 | 16.53 | 2.23 | 80.0 | ± 9.6 % |
| | | Y | 2.94 | 65.97 | 15.94 | | 80.0 | |
| | | Z | 3.03 | 66.87 | 16.43 | | 80.0 | |
| 10496-AAC | LTE-TDD (SC-FDMA, 50% RB, 20 MHz, 64-QAM, UL Subframe=2,3,4,7,8,9) | X | 3.24 | 66.76 | 16.49 | 2.23 | 80.0 | ± 9.6 % |
| | | Y | 3.04 | 65.88 | 15.93 | | 80.0 | |
| | | Z | 3.12 | 66.74 | 16.39 | | 80.0 | |
| 10497-AAA | LTE-TDD (SC-FDMA, 100% RB, 1.4 MHz, QPSK, UL Subframe=2,3,4,7,8,9) | X | 0.93 | 60.00 | 8.57 | 2.23 | 80.0 | ± 9.6 % |
| | | Y | 0.90 | 60.00 | 7.78 | | 80.0 | |
| | | Z | 0.86 | 60.00 | 7.53 | | 80.0 | |
| 10498-AAA | LTE-TDD (SC-FDMA, 100% RB, 1.4 MHz, 16-QAM, UL Subframe=2,3,4,7,8,9) | X | 1.10 | 60.00 | 7.25 | 2.23 | 80.0 | ± 9.6 % |
| | | Y | 1.08 | 60.00 | 6.57 | | 80.0 | |
| | | Z | 1.05 | 60.00 | 6.14 | | 80.0 | |
| 10499-AAA | LTE-TDD (SC-FDMA, 100% RB, 1.4 MHz, 64-QAM, UL Subframe=2,3,4,7,8,9) | X | 1.12 | 60.00 | 7.08 | 2.23 | 80.0 | ± 9.6 % |
| | | Y | 1.11 | 60.00 | 6.40 | | 80.0 | |
| | | Z | 1.08 | 60.00 | 5.96 | | 80.0 | |
| 10500-AAA | LTE-TDD (SC-FDMA, 100% RB, 3 MHz, QPSK, UL Subframe=2,3,4,7,8,9) | X | 2.33 | 69.42 | 16.57 | 2.23 | 80.0 | ± 9.6 % |
| | | Y | 1.93 | 66.88 | 15.00 | | 80.0 | |
| | | Z | 2.16 | 69.02 | 16.03 | | 80.0 | |
| 10501-AAA | LTE-TDD (SC-FDMA, 100% RB, 3 MHz, 16-QAM, UL Subframe=2,3,4,7,8,9) | X | 2.42 | 66.55 | 14.60 | 2.23 | 80.0 | ± 9.6 % |
| | | Y | 2.06 | 64.46 | 13.19 | | 80.0 | |
| | | Z | 2.16 | 65.57 | 13.59 | | 80.0 | |
| 10502-AAA | LTE-TDD (SC-FDMA, 100% RB, 3 MHz, 64-QAM, UL Subframe=2,3,4,7,8,9) | X | 2.46 | 66.38 | 14.43 | 2.23 | 80.0 | ± 9.6 % |
| | | Y | 2.09 | 64.32 | 13.03 | | 80.0 | |
| | | Z | 2.17 | 65.33 | 13.38 | | 80.0 | |
| 10503-AAC | LTE-TDD (SC-FDMA, 100% RB, 5 MHz, QPSK, UL Subframe=2,3,4,7,8,9) | X | 2.55 | 69.37 | 17.25 | 2.23 | 80.0 | ± 9.6 % |
| | | Y | 2.24 | 67.56 | 16.15 | | 80.0 | |
| | | Z | 2.42 | 69.25 | 17.08 | | 80.0 | |
| 10504-AAC | LTE-TDD (SC-FDMA, 100% RB, 5 MHz, 16-QAM, UL Subframe=2,3,4,7,8,9) | X | 2.73 | 67.07 | 16.00 | 2.23 | 80.0 | ± 9.6 % |
| | | Y | 2.48 | 65.76 | 15.11 | | 80.0 | |
| | | Z | 2.61 | 67.02 | 15.71 | | 80.0 | |
| 10505-AAC | LTE-TDD (SC-FDMA, 100% RB, 5 MHz, 64-QAM, UL Subframe=2,3,4,7,8,9) | X | 2.82 | 66.97 | 15.95 | 2.23 | 80.0 | ± 9.6 % |
| | | Y | 2.56 | 65.72 | 15.09 | | 80.0 | |
| | | Z | 2.68 | 66.89 | 15.62 | | 80.0 | |
| 10506-AAC | LTE-TDD (SC-FDMA, 100% RB, 10 MHz, QPSK, UL Subframe=2,3,4,7,8,9) | X | 3.07 | 69.63 | 17.51 | 2.23 | 80.0 | ± 9.6 % |
| | | Y | 2.76 | 68.11 | 16.65 | | 80.0 | |
| | | Z | 2.91 | 69.41 | 17.44 | | 80.0 | |
| 10507-AAC | LTE-TDD (SC-FDMA, 100% RB, 10 MHz, 16-QAM, UL Subframe=2,3,4,7,8,9) | X | 3.14 | 66.85 | 16.49 | 2.23 | 80.0 | ± 9.6 % |
| | | Y | 2.93 | 65.91 | 15.90 | | 80.0 | |
| | | Z | 3.02 | 66.81 | 16.39 | | 80.0 | |

Appendix A: DAE and Probe Calibration Certificate

EX3DV4- SN:7494

February 26, 2018

| | | | | | | | | |
|-----------|---|---|------|-------|-------|------|-------|---------|
| 10508-AAC | LTE-TDD (SC-FDMA, 100% RB, 10 MHz, 64-QAM, UL Subframe=2,3,4,7,8,9) | X | 3.23 | 66.69 | 16.44 | 2.23 | 80.0 | ± 9.6 % |
| | | Y | 3.03 | 65.82 | 15.89 | | 80.0 | |
| | | Z | 3.11 | 66.67 | 16.35 | | 80.0 | |
| 10509-AAC | LTE-TDD (SC-FDMA, 100% RB, 15 MHz, QPSK, UL Subframe=2,3,4,7,8,9) | X | 3.52 | 68.96 | 17.25 | 2.23 | 80.0 | ± 9.6 % |
| | | Y | 3.24 | 67.75 | 16.57 | | 80.0 | |
| | | Z | 3.37 | 68.79 | 17.22 | | 80.0 | |
| 10510-AAC | LTE-TDD (SC-FDMA, 100% RB, 15 MHz, 16-QAM, UL Subframe=2,3,4,7,8,9) | X | 3.62 | 66.72 | 16.61 | 2.23 | 80.0 | ± 9.6 % |
| | | Y | 3.43 | 65.94 | 16.15 | | 80.0 | |
| | | Z | 3.50 | 66.61 | 16.55 | | 80.0 | |
| 10511-AAC | LTE-TDD (SC-FDMA, 100% RB, 15 MHz, 64-QAM, UL Subframe=2,3,4,7,8,9) | X | 3.70 | 66.58 | 16.58 | 2.23 | 80.0 | ± 9.6 % |
| | | Y | 3.51 | 65.85 | 16.14 | | 80.0 | |
| | | Z | 3.58 | 66.51 | 16.52 | | 80.0 | |
| 10512-AAC | LTE-TDD (SC-FDMA, 100% RB, 20 MHz, QPSK, UL Subframe=2,3,4,7,8,9) | X | 3.56 | 70.02 | 17.57 | 2.23 | 80.0 | ± 9.6 % |
| | | Y | 3.23 | 68.54 | 16.78 | | 80.0 | |
| | | Z | 3.39 | 69.70 | 17.50 | | 80.0 | |
| 10513-AAC | LTE-TDD (SC-FDMA, 100% RB, 20 MHz, 16-QAM, UL Subframe=2,3,4,7,8,9) | X | 3.50 | 66.80 | 16.66 | 2.23 | 80.0 | ± 9.6 % |
| | | Y | 3.31 | 65.98 | 16.18 | | 80.0 | |
| | | Z | 3.39 | 66.65 | 16.59 | | 80.0 | |
| 10514-AAC | LTE-TDD (SC-FDMA, 100% RB, 20 MHz, 64-QAM, UL Subframe=2,3,4,7,8,9) | X | 3.56 | 66.53 | 16.58 | 2.23 | 80.0 | ± 9.6 % |
| | | Y | 3.38 | 65.75 | 16.13 | | 80.0 | |
| | | Z | 3.45 | 66.40 | 16.52 | | 80.0 | |
| 10515-AAA | IEEE 802.11b WiFi 2.4 GHz (DSSS, 2 Mbps, 99pc duty cycle) | X | 0.96 | 63.31 | 14.68 | 0.00 | 150.0 | ± 9.6 % |
| | | Y | 0.87 | 62.23 | 13.64 | | 150.0 | |
| | | Z | 0.95 | 63.24 | 14.49 | | 150.0 | |
| 10516-AAA | IEEE 802.11b WiFi 2.4 GHz (DSSS, 5.5 Mbps, 99pc duty cycle) | X | 0.59 | 70.32 | 17.28 | 0.00 | 150.0 | ± 9.6 % |
| | | Y | 0.43 | 66.45 | 13.92 | | 150.0 | |
| | | Z | 0.56 | 69.40 | 16.67 | | 150.0 | |
| 10517-AAA | IEEE 802.11b WiFi 2.4 GHz (DSSS, 11 Mbps, 99pc duty cycle) | X | 0.81 | 65.09 | 15.27 | 0.00 | 150.0 | ± 9.6 % |
| | | Y | 0.69 | 63.42 | 13.73 | | 150.0 | |
| | | Z | 0.79 | 64.83 | 14.98 | | 150.0 | |
| 10518-AAB | IEEE 802.11a/h WiFi 5 GHz (OFDM, 9 Mbps, 99pc duty cycle) | X | 4.34 | 66.88 | 16.18 | 0.00 | 150.0 | ± 9.6 % |
| | | Y | 4.22 | 66.51 | 15.92 | | 150.0 | |
| | | Z | 4.23 | 66.93 | 16.12 | | 150.0 | |
| 10519-AAB | IEEE 802.11a/h WiFi 5 GHz (OFDM, 12 Mbps, 99pc duty cycle) | X | 4.48 | 67.04 | 16.27 | 0.00 | 150.0 | ± 9.6 % |
| | | Y | 4.36 | 66.68 | 16.01 | | 150.0 | |
| | | Z | 4.35 | 67.07 | 16.19 | | 150.0 | |
| 10520-AAB | IEEE 802.11a/h WiFi 5 GHz (OFDM, 18 Mbps, 99pc duty cycle) | X | 4.34 | 66.97 | 16.18 | 0.00 | 150.0 | ± 9.6 % |
| | | Y | 4.22 | 66.59 | 15.92 | | 150.0 | |
| | | Z | 4.22 | 66.99 | 16.11 | | 150.0 | |
| 10521-AAB | IEEE 802.11a/h WiFi 5 GHz (OFDM, 24 Mbps, 99pc duty cycle) | X | 4.28 | 66.94 | 16.16 | 0.00 | 150.0 | ± 9.6 % |
| | | Y | 4.15 | 66.54 | 15.89 | | 150.0 | |
| | | Z | 4.15 | 66.93 | 16.07 | | 150.0 | |
| 10522-AAB | IEEE 802.11a/h WiFi 5 GHz (OFDM, 36 Mbps, 99pc duty cycle) | X | 4.32 | 67.05 | 16.25 | 0.00 | 150.0 | ± 9.6 % |
| | | Y | 4.19 | 66.65 | 15.97 | | 150.0 | |
| | | Z | 4.18 | 66.98 | 16.13 | | 150.0 | |

Certificate No: EX3-7494_Feb18

Page 30 of 39

Appendix A: DAE and Probe Calibration Certificate

EX3DV4- SN:7494

February 26, 2018

| | | | | | | | | |
|-----------|--|---|------|-------|-------|------|-------|---------|
| 10523-AAB | IEEE 802.11a/h WiFi 5 GHz (OFDM, 48 Mbps, 99pc duty cycle) | X | 4.26 | 67.08 | 16.19 | 0.00 | 150.0 | ± 9.6 % |
| | | Y | 4.13 | 66.69 | 15.91 | | 150.0 | |
| | | Z | 4.15 | 67.15 | 16.14 | | 150.0 | |
| 10524-AAB | IEEE 802.11a/h WiFi 5 GHz (OFDM, 54 Mbps, 99pc duty cycle) | X | 4.28 | 67.03 | 16.25 | 0.00 | 150.0 | ± 9.6 % |
| | | Y | 4.15 | 66.64 | 15.98 | | 150.0 | |
| | | Z | 4.14 | 67.03 | 16.17 | | 150.0 | |
| 10525-AAB | IEEE 802.11ac WiFi (20MHz, MCS0, 99pc duty cycle) | X | 4.31 | 66.15 | 15.88 | 0.00 | 150.0 | ± 9.6 % |
| | | Y | 4.19 | 65.75 | 15.61 | | 150.0 | |
| | | Z | 4.20 | 66.20 | 15.83 | | 150.0 | |
| 10526-AAB | IEEE 802.11ac WiFi (20MHz, MCS1, 99pc duty cycle) | X | 4.43 | 66.41 | 15.99 | 0.00 | 150.0 | ± 9.6 % |
| | | Y | 4.30 | 66.01 | 15.72 | | 150.0 | |
| | | Z | 4.30 | 66.42 | 15.92 | | 150.0 | |
| 10527-AAB | IEEE 802.11ac WiFi (20MHz, MCS2, 99pc duty cycle) | X | 4.36 | 66.39 | 15.93 | 0.00 | 150.0 | ± 9.6 % |
| | | Y | 4.23 | 65.97 | 15.65 | | 150.0 | |
| | | Z | 4.24 | 66.40 | 15.86 | | 150.0 | |
| 10528-AAB | IEEE 802.11ac WiFi (20MHz, MCS3, 99pc duty cycle) | X | 4.38 | 66.40 | 15.96 | 0.00 | 150.0 | ± 9.6 % |
| | | Y | 4.25 | 65.99 | 15.69 | | 150.0 | |
| | | Z | 4.25 | 66.41 | 15.89 | | 150.0 | |
| 10529-AAB | IEEE 802.11ac WiFi (20MHz, MCS4, 99pc duty cycle) | X | 4.38 | 66.40 | 15.96 | 0.00 | 150.0 | ± 9.6 % |
| | | Y | 4.25 | 65.99 | 15.69 | | 150.0 | |
| | | Z | 4.25 | 66.41 | 15.89 | | 150.0 | |
| 10531-AAB | IEEE 802.11ac WiFi (20MHz, MCS6, 99pc duty cycle) | X | 4.34 | 66.42 | 15.94 | 0.00 | 150.0 | ± 9.6 % |
| | | Y | 4.21 | 65.99 | 15.65 | | 150.0 | |
| | | Z | 4.20 | 66.38 | 15.85 | | 150.0 | |
| 10532-AAB | IEEE 802.11ac WiFi (20MHz, MCS7, 99pc duty cycle) | X | 4.23 | 66.28 | 15.87 | 0.00 | 150.0 | ± 9.6 % |
| | | Y | 4.09 | 65.84 | 15.58 | | 150.0 | |
| | | Z | 4.10 | 66.26 | 15.79 | | 150.0 | |
| 10533-AAB | IEEE 802.11ac WiFi (20MHz, MCS8, 99pc duty cycle) | X | 4.38 | 66.48 | 15.97 | 0.00 | 150.0 | ± 9.6 % |
| | | Y | 4.25 | 66.07 | 15.69 | | 150.0 | |
| | | Z | 4.25 | 66.50 | 15.90 | | 150.0 | |
| 10534-AAB | IEEE 802.11ac WiFi (40MHz, MCS0, 99pc duty cycle) | X | 4.94 | 66.38 | 16.03 | 0.00 | 150.0 | ± 9.6 % |
| | | Y | 4.83 | 66.04 | 15.82 | | 150.0 | |
| | | Z | 4.83 | 66.34 | 15.98 | | 150.0 | |
| 10535-AAB | IEEE 802.11ac WiFi (40MHz, MCS1, 99pc duty cycle) | X | 4.98 | 66.50 | 16.09 | 0.00 | 150.0 | ± 9.6 % |
| | | Y | 4.87 | 66.15 | 15.88 | | 150.0 | |
| | | Z | 4.85 | 66.43 | 16.03 | | 150.0 | |
| 10536-AAB | IEEE 802.11ac WiFi (40MHz, MCS2, 99pc duty cycle) | X | 4.87 | 66.51 | 16.07 | 0.00 | 150.0 | ± 9.6 % |
| | | Y | 4.76 | 66.13 | 15.84 | | 150.0 | |
| | | Z | 4.75 | 66.43 | 16.01 | | 150.0 | |
| 10537-AAB | IEEE 802.11ac WiFi (40MHz, MCS3, 99pc duty cycle) | X | 4.94 | 66.51 | 16.07 | 0.00 | 150.0 | ± 9.6 % |
| | | Y | 4.83 | 66.19 | 15.88 | | 150.0 | |
| | | Z | 4.83 | 66.50 | 16.04 | | 150.0 | |
| 10538-AAB | IEEE 802.11ac WiFi (40MHz, MCS4, 99pc duty cycle) | X | 5.00 | 66.46 | 16.08 | 0.00 | 150.0 | ± 9.6 % |
| | | Y | 4.89 | 66.12 | 15.88 | | 150.0 | |
| | | Z | 4.87 | 66.39 | 16.02 | | 150.0 | |
| 10540-AAB | IEEE 802.11ac WiFi (40MHz, MCS6, 99pc duty cycle) | X | 4.93 | 66.42 | 16.08 | 0.00 | 150.0 | ± 9.6 % |
| | | Y | 4.82 | 66.06 | 15.87 | | 150.0 | |
| | | Z | 4.81 | 66.35 | 16.02 | | 150.0 | |

Appendix A: DAE and Probe Calibration Certificate

EX3DV4- SN:7494

February 26, 2018

| | | | | | | | | |
|-----------|--|---|------|-------|-------|------|-------|---------|
| 10541-AAB | IEEE 802.11ac WiFi (40MHz, MCS7, 99pc duty cycle) | X | 4.92 | 66.35 | 16.03 | 0.00 | 150.0 | ± 9.6 % |
| | | Y | 4.81 | 65.99 | 15.82 | | 150.0 | |
| | | Z | 4.81 | 66.31 | 15.98 | | 150.0 | |
| 10542-AAB | IEEE 802.11ac WiFi (40MHz, MCS8, 99pc duty cycle) | X | 5.07 | 66.45 | 16.09 | 0.00 | 150.0 | ± 9.6 % |
| | | Y | 4.96 | 66.11 | 15.90 | | 150.0 | |
| | | Z | 4.95 | 66.40 | 16.04 | | 150.0 | |
| 10543-AAB | IEEE 802.11ac WiFi (40MHz, MCS9, 99pc duty cycle) | X | 5.15 | 66.53 | 16.16 | 0.00 | 150.0 | ± 9.6 % |
| | | Y | 5.05 | 66.25 | 16.00 | | 150.0 | |
| | | Z | 5.03 | 66.51 | 16.13 | | 150.0 | |
| 10544-AAB | IEEE 802.11ac WiFi (80MHz, MCS0, 99pc duty cycle) | X | 5.29 | 66.46 | 16.02 | 0.00 | 150.0 | ± 9.6 % |
| | | Y | 5.19 | 66.11 | 15.83 | | 150.0 | |
| | | Z | 5.19 | 66.38 | 15.97 | | 150.0 | |
| 10545-AAB | IEEE 802.11ac WiFi (80MHz, MCS1, 99pc duty cycle) | X | 5.46 | 66.89 | 16.19 | 0.00 | 150.0 | ± 9.6 % |
| | | Y | 5.37 | 66.61 | 16.04 | | 150.0 | |
| | | Z | 5.35 | 66.81 | 16.15 | | 150.0 | |
| 10546-AAB | IEEE 802.11ac WiFi (80MHz, MCS2, 99pc duty cycle) | X | 5.32 | 66.57 | 16.05 | 0.00 | 150.0 | ± 9.6 % |
| | | Y | 5.22 | 66.23 | 15.86 | | 150.0 | |
| | | Z | 5.22 | 66.48 | 15.99 | | 150.0 | |
| 10547-AAB | IEEE 802.11ac WiFi (80MHz, MCS3, 99pc duty cycle) | X | 5.40 | 66.70 | 16.10 | 0.00 | 150.0 | ± 9.6 % |
| | | Y | 5.32 | 66.42 | 15.95 | | 150.0 | |
| | | Z | 5.33 | 66.71 | 16.11 | | 150.0 | |
| 10548-AAB | IEEE 802.11ac WiFi (80MHz, MCS4, 99pc duty cycle) | X | 5.53 | 67.27 | 16.37 | 0.00 | 150.0 | ± 9.6 % |
| | | Y | 5.44 | 66.98 | 16.21 | | 150.0 | |
| | | Z | 5.38 | 67.07 | 16.27 | | 150.0 | |
| 10550-AAB | IEEE 802.11ac WiFi (80MHz, MCS6, 99pc duty cycle) | X | 5.38 | 66.78 | 16.16 | 0.00 | 150.0 | ± 9.6 % |
| | | Y | 5.31 | 66.53 | 16.02 | | 150.0 | |
| | | Z | 5.31 | 66.81 | 16.17 | | 150.0 | |
| 10551-AAB | IEEE 802.11ac WiFi (80MHz, MCS7, 99pc duty cycle) | X | 5.31 | 66.54 | 16.01 | 0.00 | 150.0 | ± 9.6 % |
| | | Y | 5.20 | 66.17 | 15.81 | | 150.0 | |
| | | Z | 5.19 | 66.41 | 15.94 | | 150.0 | |
| 10552-AAB | IEEE 802.11ac WiFi (80MHz, MCS8, 99pc duty cycle) | X | 5.30 | 66.58 | 16.03 | 0.00 | 150.0 | ± 9.6 % |
| | | Y | 5.19 | 66.23 | 15.83 | | 150.0 | |
| | | Z | 5.20 | 66.53 | 15.99 | | 150.0 | |
| 10553-AAB | IEEE 802.11ac WiFi (80MHz, MCS9, 99pc duty cycle) | X | 5.35 | 66.52 | 16.03 | 0.00 | 150.0 | ± 9.6 % |
| | | Y | 5.24 | 66.17 | 15.83 | | 150.0 | |
| | | Z | 5.24 | 66.44 | 15.97 | | 150.0 | |
| 10554-AAC | IEEE 802.11ac WiFi (160MHz, MCS0, 99pc duty cycle) | X | 5.71 | 66.79 | 16.10 | 0.00 | 150.0 | ± 9.6 % |
| | | Y | 5.62 | 66.47 | 15.93 | | 150.0 | |
| | | Z | 5.63 | 66.70 | 16.05 | | 150.0 | |
| 10555-AAC | IEEE 802.11ac WiFi (160MHz, MCS1, 99pc duty cycle) | X | 5.80 | 67.00 | 16.19 | 0.00 | 150.0 | ± 9.6 % |
| | | Y | 5.71 | 66.69 | 16.02 | | 150.0 | |
| | | Z | 5.70 | 66.87 | 16.12 | | 150.0 | |
| 10556-AAC | IEEE 802.11ac WiFi (160MHz, MCS2, 99pc duty cycle) | X | 5.84 | 67.12 | 16.24 | 0.00 | 150.0 | ± 9.6 % |
| | | Y | 5.76 | 66.85 | 16.09 | | 150.0 | |
| | | Z | 5.75 | 67.04 | 16.20 | | 150.0 | |
| 10557-AAC | IEEE 802.11ac WiFi (160MHz, MCS3, 99pc duty cycle) | X | 5.79 | 66.99 | 16.19 | 0.00 | 150.0 | ± 9.6 % |
| | | Y | 5.70 | 66.66 | 16.02 | | 150.0 | |
| | | Z | 5.70 | 66.88 | 16.14 | | 150.0 | |

Appendix A: DAE and Probe Calibration Certificate

EX3DV4- SN:7494

February 26, 2018

| | | | | | | | | |
|-----------|---|---|------|-------|-------|------|-------|---------|
| 10558-AAC | IEEE 802.11ac WiFi (160MHz, MCS4, 99pc duty cycle) | X | 5.80 | 67.03 | 16.23 | 0.00 | 150.0 | ± 9.6 % |
| | | Y | 5.69 | 66.67 | 16.04 | | 150.0 | |
| | | Z | 5.67 | 66.84 | 16.13 | | 150.0 | |
| 10560-AAC | IEEE 802.11ac WiFi (160MHz, MCS6, 99pc duty cycle) | X | 5.82 | 66.97 | 16.24 | 0.00 | 150.0 | ± 9.6 % |
| | | Y | 5.72 | 66.63 | 16.06 | | 150.0 | |
| | | Z | 5.71 | 66.83 | 16.16 | | 150.0 | |
| 10561-AAC | IEEE 802.11ac WiFi (160MHz, MCS7, 99pc duty cycle) | X | 5.76 | 66.95 | 16.26 | 0.00 | 150.0 | ± 9.6 % |
| | | Y | 5.66 | 66.63 | 16.09 | | 150.0 | |
| | | Z | 5.65 | 66.81 | 16.18 | | 150.0 | |
| 10562-AAC | IEEE 802.11ac WiFi (160MHz, MCS8, 99pc duty cycle) | X | 5.80 | 67.11 | 16.34 | 0.00 | 150.0 | ± 9.6 % |
| | | Y | 5.70 | 66.75 | 16.15 | | 150.0 | |
| | | Z | 5.68 | 66.93 | 16.24 | | 150.0 | |
| 10563-AAC | IEEE 802.11ac WiFi (160MHz, MCS9, 99pc duty cycle) | X | 5.91 | 67.11 | 16.30 | 0.00 | 150.0 | ± 9.6 % |
| | | Y | 5.83 | 66.82 | 16.15 | | 150.0 | |
| | | Z | 5.80 | 66.98 | 16.24 | | 150.0 | |
| 10564-AAA | IEEE 802.11g WiFi 2.4 GHz (DSSS-OFDM, 9 Mbps, 99pc duty cycle) | X | 4.65 | 66.88 | 16.30 | 0.46 | 150.0 | ± 9.6 % |
| | | Y | 4.54 | 66.54 | 16.07 | | 150.0 | |
| | | Z | 4.53 | 66.91 | 16.24 | | 150.0 | |
| 10565-AAA | IEEE 802.11g WiFi 2.4 GHz (DSSS-OFDM, 12 Mbps, 99pc duty cycle) | X | 4.85 | 67.29 | 16.62 | 0.46 | 150.0 | ± 9.6 % |
| | | Y | 4.73 | 66.97 | 16.40 | | 150.0 | |
| | | Z | 4.71 | 67.32 | 16.56 | | 150.0 | |
| 10566-AAA | IEEE 802.11g WiFi 2.4 GHz (DSSS-OFDM, 18 Mbps, 99pc duty cycle) | X | 4.68 | 67.10 | 16.42 | 0.46 | 150.0 | ± 9.6 % |
| | | Y | 4.56 | 66.75 | 16.18 | | 150.0 | |
| | | Z | 4.55 | 67.11 | 16.35 | | 150.0 | |
| 10567-AAA | IEEE 802.11g WiFi 2.4 GHz (DSSS-OFDM, 24 Mbps, 99pc duty cycle) | X | 4.72 | 67.51 | 16.80 | 0.46 | 150.0 | ± 9.6 % |
| | | Y | 4.60 | 67.16 | 16.57 | | 150.0 | |
| | | Z | 4.59 | 67.52 | 16.75 | | 150.0 | |
| 10568-AAA | IEEE 802.11g WiFi 2.4 GHz (DSSS-OFDM, 36 Mbps, 99pc duty cycle) | X | 4.57 | 66.80 | 16.14 | 0.46 | 150.0 | ± 9.6 % |
| | | Y | 4.45 | 66.43 | 15.88 | | 150.0 | |
| | | Z | 4.42 | 66.71 | 16.01 | | 150.0 | |
| 10569-AAA | IEEE 802.11g WiFi 2.4 GHz (DSSS-OFDM, 48 Mbps, 99pc duty cycle) | X | 4.71 | 67.75 | 16.95 | 0.46 | 150.0 | ± 9.6 % |
| | | Y | 4.59 | 67.42 | 16.73 | | 150.0 | |
| | | Z | 4.60 | 67.83 | 16.93 | | 150.0 | |
| 10570-AAA | IEEE 802.11g WiFi 2.4 GHz (DSSS-OFDM, 54 Mbps, 99pc duty cycle) | X | 4.71 | 67.51 | 16.83 | 0.46 | 150.0 | ± 9.6 % |
| | | Y | 4.59 | 67.18 | 16.60 | | 150.0 | |
| | | Z | 4.57 | 67.54 | 16.78 | | 150.0 | |
| 10571-AAA | IEEE 802.11b WiFi 2.4 GHz (DSSS, 1 Mbps, 90pc duty cycle) | X | 1.08 | 63.64 | 15.05 | 0.46 | 130.0 | ± 9.6 % |
| | | Y | 0.98 | 62.63 | 14.12 | | 130.0 | |
| | | Z | 1.06 | 63.58 | 14.89 | | 130.0 | |
| 10572-AAA | IEEE 802.11b WiFi 2.4 GHz (DSSS, 2 Mbps, 90pc duty cycle) | X | 1.08 | 64.13 | 15.38 | 0.46 | 130.0 | ± 9.6 % |
| | | Y | 0.98 | 63.05 | 14.41 | | 130.0 | |
| | | Z | 1.07 | 64.06 | 15.22 | | 130.0 | |
| 10573-AAA | IEEE 802.11b WiFi 2.4 GHz (DSSS, 5.5 Mbps, 90pc duty cycle) | X | 1.08 | 77.41 | 20.56 | 0.46 | 130.0 | ± 9.6 % |
| | | Y | 0.73 | 71.46 | 16.79 | | 130.0 | |
| | | Z | 0.99 | 75.97 | 19.89 | | 130.0 | |
| 10574-AAA | IEEE 802.11b WiFi 2.4 GHz (DSSS, 11 Mbps, 90pc duty cycle) | X | 1.10 | 68.88 | 18.01 | 0.46 | 130.0 | ± 9.6 % |
| | | Y | 0.95 | 66.93 | 16.52 | | 130.0 | |
| | | Z | 1.07 | 68.54 | 17.74 | | 130.0 | |

Appendix A: DAE and Probe Calibration Certificate

EX3DV4- SN:7494

February 26, 2018

| | | | | | | | | |
|-----------|---|---|------|-------|-------|------|-------|---------|
| 10575-AAA | IEEE 802.11g WiFi 2.4 GHz (DSSS-OFDM, 6 Mbps, 90pc duty cycle) | X | 4.42 | 66.59 | 16.28 | 0.46 | 130.0 | ± 9.6 % |
| | | Y | 4.31 | 66.26 | 16.05 | | 130.0 | |
| | | Z | 4.30 | 66.63 | 16.21 | | 130.0 | |
| 10576-AAA | IEEE 802.11g WiFi 2.4 GHz (DSSS-OFDM, 9 Mbps, 90pc duty cycle) | X | 4.45 | 66.80 | 16.37 | 0.46 | 130.0 | ± 9.6 % |
| | | Y | 4.34 | 66.48 | 16.14 | | 130.0 | |
| | | Z | 4.33 | 66.87 | 16.32 | | 130.0 | |
| 10577-AAA | IEEE 802.11g WiFi 2.4 GHz (DSSS-OFDM, 12 Mbps, 90pc duty cycle) | X | 4.61 | 67.03 | 16.52 | 0.46 | 130.0 | ± 9.6 % |
| | | Y | 4.49 | 66.71 | 16.29 | | 130.0 | |
| | | Z | 4.48 | 67.07 | 16.45 | | 130.0 | |
| 10578-AAA | IEEE 802.11g WiFi 2.4 GHz (DSSS-OFDM, 18 Mbps, 90pc duty cycle) | X | 4.51 | 67.18 | 16.63 | 0.46 | 130.0 | ± 9.6 % |
| | | Y | 4.40 | 66.85 | 16.40 | | 130.0 | |
| | | Z | 4.39 | 67.23 | 16.57 | | 130.0 | |
| 10579-AAA | IEEE 802.11g WiFi 2.4 GHz (DSSS-OFDM, 24 Mbps, 90pc duty cycle) | X | 4.26 | 66.33 | 15.85 | 0.46 | 130.0 | ± 9.6 % |
| | | Y | 4.14 | 65.96 | 15.59 | | 130.0 | |
| | | Z | 4.13 | 66.29 | 15.75 | | 130.0 | |
| 10580-AAA | IEEE 802.11g WiFi 2.4 GHz (DSSS-OFDM, 36 Mbps, 90pc duty cycle) | X | 4.29 | 66.37 | 15.87 | 0.46 | 130.0 | ± 9.6 % |
| | | Y | 4.17 | 66.01 | 15.60 | | 130.0 | |
| | | Z | 4.14 | 66.28 | 15.72 | | 130.0 | |
| 10581-AAA | IEEE 802.11g WiFi 2.4 GHz (DSSS-OFDM, 48 Mbps, 90pc duty cycle) | X | 4.43 | 67.26 | 16.60 | 0.46 | 130.0 | ± 9.6 % |
| | | Y | 4.31 | 66.92 | 16.36 | | 130.0 | |
| | | Z | 4.31 | 67.34 | 16.57 | | 130.0 | |
| 10582-AAA | IEEE 802.11g WiFi 2.4 GHz (DSSS-OFDM, 54 Mbps, 90pc duty cycle) | X | 4.19 | 66.09 | 15.63 | 0.46 | 130.0 | ± 9.6 % |
| | | Y | 4.07 | 65.73 | 15.36 | | 130.0 | |
| | | Z | 4.05 | 66.04 | 15.51 | | 130.0 | |
| 10583-AAB | IEEE 802.11a/h WiFi 5 GHz (OFDM, 6 Mbps, 90pc duty cycle) | X | 4.42 | 66.59 | 16.28 | 0.46 | 130.0 | ± 9.6 % |
| | | Y | 4.31 | 66.26 | 16.05 | | 130.0 | |
| | | Z | 4.30 | 66.63 | 16.21 | | 130.0 | |
| 10584-AAB | IEEE 802.11a/h WiFi 5 GHz (OFDM, 9 Mbps, 90pc duty cycle) | X | 4.45 | 66.80 | 16.37 | 0.46 | 130.0 | ± 9.6 % |
| | | Y | 4.34 | 66.48 | 16.14 | | 130.0 | |
| | | Z | 4.33 | 66.87 | 16.32 | | 130.0 | |
| 10585-AAB | IEEE 802.11a/h WiFi 5 GHz (OFDM, 12 Mbps, 90pc duty cycle) | X | 4.61 | 67.03 | 16.52 | 0.46 | 130.0 | ± 9.6 % |
| | | Y | 4.49 | 66.71 | 16.29 | | 130.0 | |
| | | Z | 4.48 | 67.07 | 16.45 | | 130.0 | |
| 10586-AAB | IEEE 802.11a/h WiFi 5 GHz (OFDM, 18 Mbps, 90pc duty cycle) | X | 4.51 | 67.18 | 16.63 | 0.46 | 130.0 | ± 9.6 % |
| | | Y | 4.40 | 66.85 | 16.40 | | 130.0 | |
| | | Z | 4.39 | 67.23 | 16.57 | | 130.0 | |
| 10587-AAB | IEEE 802.11a/h WiFi 5 GHz (OFDM, 24 Mbps, 90pc duty cycle) | X | 4.26 | 66.33 | 15.85 | 0.46 | 130.0 | ± 9.6 % |
| | | Y | 4.14 | 65.96 | 15.59 | | 130.0 | |
| | | Z | 4.13 | 66.29 | 15.75 | | 130.0 | |
| 10588-AAB | IEEE 802.11a/h WiFi 5 GHz (OFDM, 36 Mbps, 90pc duty cycle) | X | 4.29 | 66.37 | 15.87 | 0.46 | 130.0 | ± 9.6 % |
| | | Y | 4.17 | 66.01 | 15.60 | | 130.0 | |
| | | Z | 4.14 | 66.28 | 15.72 | | 130.0 | |
| 10589-AAB | IEEE 802.11a/h WiFi 5 GHz (OFDM, 48 Mbps, 90pc duty cycle) | X | 4.43 | 67.26 | 16.60 | 0.46 | 130.0 | ± 9.6 % |
| | | Y | 4.31 | 66.92 | 16.36 | | 130.0 | |
| | | Z | 4.31 | 67.34 | 16.57 | | 130.0 | |
| 10590-AAB | IEEE 802.11a/h WiFi 5 GHz (OFDM, 54 Mbps, 90pc duty cycle) | X | 4.19 | 66.09 | 15.63 | 0.46 | 130.0 | ± 9.6 % |
| | | Y | 4.07 | 65.73 | 15.36 | | 130.0 | |
| | | Z | 4.05 | 66.04 | 15.51 | | 130.0 | |

Appendix A: DAE and Probe Calibration Certificate

EX3DV4- SN:7494

February 26, 2018

| | | | | | | | | |
|-----------|---|---|------|-------|-------|------|-------|---------|
| 10591-AAB | IEEE 802.11n (HT Mixed, 20MHz, MCS0, 90pc duty cycle) | X | 4.58 | 66.69 | 16.41 | 0.46 | 130.0 | ± 9.6 % |
| | | Y | 4.47 | 66.39 | 16.20 | | 130.0 | |
| | | Z | 4.47 | 66.76 | 16.36 | | 130.0 | |
| 10592-AAB | IEEE 802.11n (HT Mixed, 20MHz, MCS1, 90pc duty cycle) | X | 4.69 | 66.97 | 16.53 | 0.46 | 130.0 | ± 9.6 % |
| | | Y | 4.58 | 66.66 | 16.32 | | 130.0 | |
| | | Z | 4.56 | 67.00 | 16.47 | | 130.0 | |
| 10593-AAB | IEEE 802.11n (HT Mixed, 20MHz, MCS2, 90pc duty cycle) | X | 4.61 | 66.84 | 16.38 | 0.46 | 130.0 | ± 9.6 % |
| | | Y | 4.49 | 66.52 | 16.16 | | 130.0 | |
| | | Z | 4.48 | 66.87 | 16.32 | | 130.0 | |
| 10594-AAB | IEEE 802.11n (HT Mixed, 20MHz, MCS3, 90pc duty cycle) | X | 4.66 | 67.02 | 16.56 | 0.46 | 130.0 | ± 9.6 % |
| | | Y | 4.55 | 66.71 | 16.34 | | 130.0 | |
| | | Z | 4.54 | 67.06 | 16.50 | | 130.0 | |
| 10595-AAB | IEEE 802.11n (HT Mixed, 20MHz, MCS4, 90pc duty cycle) | X | 4.63 | 67.00 | 16.46 | 0.46 | 130.0 | ± 9.6 % |
| | | Y | 4.51 | 66.68 | 16.25 | | 130.0 | |
| | | Z | 4.50 | 67.04 | 16.41 | | 130.0 | |
| 10596-AAB | IEEE 802.11n (HT Mixed, 20MHz, MCS5, 90pc duty cycle) | X | 4.56 | 66.95 | 16.45 | 0.46 | 130.0 | ± 9.6 % |
| | | Y | 4.44 | 66.62 | 16.22 | | 130.0 | |
| | | Z | 4.42 | 66.95 | 16.38 | | 130.0 | |
| 10597-AAB | IEEE 802.11n (HT Mixed, 20MHz, MCS6, 90pc duty cycle) | X | 4.51 | 66.82 | 16.30 | 0.46 | 130.0 | ± 9.6 % |
| | | Y | 4.39 | 66.48 | 16.06 | | 130.0 | |
| | | Z | 4.38 | 66.82 | 16.22 | | 130.0 | |
| 10598-AAB | IEEE 802.11n (HT Mixed, 20MHz, MCS7, 90pc duty cycle) | X | 4.51 | 67.06 | 16.58 | 0.46 | 130.0 | ± 9.6 % |
| | | Y | 4.39 | 66.73 | 16.35 | | 130.0 | |
| | | Z | 4.39 | 67.10 | 16.52 | | 130.0 | |
| 10599-AAB | IEEE 802.11n (HT Mixed, 40MHz, MCS0, 90pc duty cycle) | X | 5.26 | 67.16 | 16.67 | 0.46 | 130.0 | ± 9.6 % |
| | | Y | 5.19 | 66.95 | 16.55 | | 130.0 | |
| | | Z | 5.18 | 67.23 | 16.69 | | 130.0 | |
| 10600-AAB | IEEE 802.11n (HT Mixed, 40MHz, MCS1, 90pc duty cycle) | X | 5.35 | 67.49 | 16.81 | 0.46 | 130.0 | ± 9.6 % |
| | | Y | 5.29 | 67.35 | 16.72 | | 130.0 | |
| | | Z | 5.23 | 67.44 | 16.76 | | 130.0 | |
| 10601-AAB | IEEE 802.11n (HT Mixed, 40MHz, MCS2, 90pc duty cycle) | X | 5.26 | 67.29 | 16.73 | 0.46 | 130.0 | ± 9.6 % |
| | | Y | 5.19 | 67.12 | 16.62 | | 130.0 | |
| | | Z | 5.20 | 67.45 | 16.79 | | 130.0 | |
| 10602-AAB | IEEE 802.11n (HT Mixed, 40MHz, MCS3, 90pc duty cycle) | X | 5.35 | 67.29 | 16.64 | 0.46 | 130.0 | ± 9.6 % |
| | | Y | 5.27 | 67.10 | 16.53 | | 130.0 | |
| | | Z | 5.22 | 67.23 | 16.59 | | 130.0 | |
| 10603-AAB | IEEE 802.11n (HT Mixed, 40MHz, MCS4, 90pc duty cycle) | X | 5.42 | 67.60 | 16.94 | 0.46 | 130.0 | ± 9.6 % |
| | | Y | 5.33 | 67.37 | 16.81 | | 130.0 | |
| | | Z | 5.26 | 67.44 | 16.84 | | 130.0 | |
| 10604-AAB | IEEE 802.11n (HT Mixed, 40MHz, MCS5, 90pc duty cycle) | X | 5.29 | 67.20 | 16.71 | 0.46 | 130.0 | ± 9.6 % |
| | | Y | 5.19 | 66.89 | 16.54 | | 130.0 | |
| | | Z | 5.14 | 67.01 | 16.59 | | 130.0 | |
| 10605-AAB | IEEE 802.11n (HT Mixed, 40MHz, MCS6, 90pc duty cycle) | X | 5.34 | 67.34 | 16.78 | 0.46 | 130.0 | ± 9.6 % |
| | | Y | 5.26 | 67.13 | 16.66 | | 130.0 | |
| | | Z | 5.20 | 67.25 | 16.72 | | 130.0 | |
| 10606-AAB | IEEE 802.11n (HT Mixed, 40MHz, MCS7, 90pc duty cycle) | X | 5.14 | 66.81 | 16.37 | 0.46 | 130.0 | ± 9.6 % |
| | | Y | 5.06 | 66.62 | 16.25 | | 130.0 | |
| | | Z | 5.05 | 66.87 | 16.38 | | 130.0 | |

Appendix A: DAE and Probe Calibration Certificate

EX3DV4- SN:7494

February 26, 2018

| | | | | | | | | |
|-----------|---|---|------|-------|-------|------|-------|---------|
| 10607-AAB | IEEE 802.11ac WiFi (20MHz, MCS0, 90pc duty cycle) | X | 4.43 | 66.05 | 16.06 | 0.46 | 130.0 | ± 9.6 % |
| | | Y | 4.31 | 65.70 | 15.83 | | 130.0 | |
| | | Z | 4.32 | 66.12 | 16.02 | | 130.0 | |
| 10608-AAB | IEEE 802.11ac WiFi (20MHz, MCS1, 90pc duty cycle) | X | 4.56 | 66.36 | 16.20 | 0.46 | 130.0 | ± 9.6 % |
| | | Y | 4.44 | 66.01 | 15.97 | | 130.0 | |
| | | Z | 4.43 | 66.38 | 16.15 | | 130.0 | |
| 10609-AAB | IEEE 802.11ac WiFi (20MHz, MCS2, 90pc duty cycle) | X | 4.46 | 66.19 | 16.02 | 0.46 | 130.0 | ± 9.6 % |
| | | Y | 4.34 | 65.83 | 15.77 | | 130.0 | |
| | | Z | 4.33 | 66.21 | 15.96 | | 130.0 | |
| 10610-AAB | IEEE 802.11ac WiFi (20MHz, MCS3, 90pc duty cycle) | X | 4.51 | 66.37 | 16.19 | 0.46 | 130.0 | ± 9.6 % |
| | | Y | 4.39 | 66.01 | 15.96 | | 130.0 | |
| | | Z | 4.38 | 66.40 | 16.14 | | 130.0 | |
| 10611-AAB | IEEE 802.11ac WiFi (20MHz, MCS4, 90pc duty cycle) | X | 4.42 | 66.15 | 16.03 | 0.46 | 130.0 | ± 9.6 % |
| | | Y | 4.30 | 65.79 | 15.79 | | 130.0 | |
| | | Z | 4.29 | 66.16 | 15.97 | | 130.0 | |
| 10612-AAB | IEEE 802.11ac WiFi (20MHz, MCS5, 90pc duty cycle) | X | 4.41 | 66.27 | 16.06 | 0.46 | 130.0 | ± 9.6 % |
| | | Y | 4.28 | 65.89 | 15.81 | | 130.0 | |
| | | Z | 4.26 | 66.23 | 15.98 | | 130.0 | |
| 10613-AAB | IEEE 802.11ac WiFi (20MHz, MCS6, 90pc duty cycle) | X | 4.40 | 66.08 | 15.90 | 0.46 | 130.0 | ± 9.6 % |
| | | Y | 4.28 | 65.70 | 15.65 | | 130.0 | |
| | | Z | 4.26 | 66.05 | 15.81 | | 130.0 | |
| 10614-AAB | IEEE 802.11ac WiFi (20MHz, MCS7, 90pc duty cycle) | X | 4.38 | 66.33 | 16.17 | 0.46 | 130.0 | ± 9.6 % |
| | | Y | 4.25 | 65.95 | 15.92 | | 130.0 | |
| | | Z | 4.25 | 66.33 | 16.10 | | 130.0 | |
| 10615-AAB | IEEE 802.11ac WiFi (20MHz, MCS8, 90pc duty cycle) | X | 4.41 | 65.98 | 15.79 | 0.46 | 130.0 | ± 9.6 % |
| | | Y | 4.29 | 65.61 | 15.54 | | 130.0 | |
| | | Z | 4.27 | 65.99 | 15.72 | | 130.0 | |
| 10616-AAB | IEEE 802.11ac WiFi (40MHz, MCS0, 90pc duty cycle) | X | 5.07 | 66.34 | 16.25 | 0.46 | 130.0 | ± 9.6 % |
| | | Y | 4.97 | 66.04 | 16.07 | | 130.0 | |
| | | Z | 4.96 | 66.31 | 16.21 | | 130.0 | |
| 10617-AAB | IEEE 802.11ac WiFi (40MHz, MCS1, 90pc duty cycle) | X | 5.10 | 66.45 | 16.28 | 0.46 | 130.0 | ± 9.6 % |
| | | Y | 5.00 | 66.15 | 16.11 | | 130.0 | |
| | | Z | 4.98 | 66.39 | 16.23 | | 130.0 | |
| 10618-AAB | IEEE 802.11ac WiFi (40MHz, MCS2, 90pc duty cycle) | X | 5.02 | 66.53 | 16.33 | 0.46 | 130.0 | ± 9.6 % |
| | | Y | 4.91 | 66.19 | 16.14 | | 130.0 | |
| | | Z | 4.89 | 66.45 | 16.27 | | 130.0 | |
| 10619-AAB | IEEE 802.11ac WiFi (40MHz, MCS3, 90pc duty cycle) | X | 5.04 | 66.36 | 16.18 | 0.46 | 130.0 | ± 9.6 % |
| | | Y | 4.96 | 66.11 | 16.03 | | 130.0 | |
| | | Z | 4.94 | 66.38 | 16.17 | | 130.0 | |
| 10620-AAB | IEEE 802.11ac WiFi (40MHz, MCS4, 90pc duty cycle) | X | 5.11 | 66.35 | 16.22 | 0.46 | 130.0 | ± 9.6 % |
| | | Y | 5.01 | 66.06 | 16.05 | | 130.0 | |
| | | Z | 4.98 | 66.26 | 16.16 | | 130.0 | |
| 10621-AAB | IEEE 802.11ac WiFi (40MHz, MCS5, 90pc duty cycle) | X | 5.12 | 66.47 | 16.41 | 0.46 | 130.0 | ± 9.6 % |
| | | Y | 5.02 | 66.16 | 16.23 | | 130.0 | |
| | | Z | 5.00 | 66.43 | 16.37 | | 130.0 | |
| 10622-AAB | IEEE 802.11ac WiFi (40MHz, MCS6, 90pc duty cycle) | X | 5.10 | 66.55 | 16.44 | 0.46 | 130.0 | ± 9.6 % |
| | | Y | 5.00 | 66.25 | 16.27 | | 130.0 | |
| | | Z | 4.99 | 66.50 | 16.40 | | 130.0 | |

Appendix A: DAE and Probe Calibration Certificate

EX3DV4- SN:7494

February 26, 2018

| | | | | | | | | |
|-----------|--|---|------|-------|-------|------|-------|---------|
| 10623-AAB | IEEE 802.11ac WiFi (40MHz, MCS7, 90pc duty cycle) | X | 5.00 | 66.11 | 16.08 | 0.46 | 130.0 | ± 9.6 % |
| | | Y | 4.90 | 65.81 | 15.90 | | 130.0 | |
| | | Z | 4.89 | 66.10 | 16.05 | | 130.0 | |
| 10624-AAB | IEEE 802.11ac WiFi (40MHz, MCS8, 90pc duty cycle) | X | 5.19 | 66.37 | 16.28 | 0.46 | 130.0 | ± 9.6 % |
| | | Y | 5.10 | 66.09 | 16.12 | | 130.0 | |
| | | Z | 5.07 | 66.34 | 16.24 | | 130.0 | |
| 10625-AAB | IEEE 802.11ac WiFi (40MHz, MCS9, 90pc duty cycle) | X | 5.27 | 66.50 | 16.40 | 0.46 | 130.0 | ± 9.6 % |
| | | Y | 5.19 | 66.27 | 16.28 | | 130.0 | |
| | | Z | 5.16 | 66.52 | 16.40 | | 130.0 | |
| 10626-AAB | IEEE 802.11ac WiFi (80MHz, MCS0, 90pc duty cycle) | X | 5.40 | 66.37 | 16.20 | 0.46 | 130.0 | ± 9.6 % |
| | | Y | 5.31 | 66.07 | 16.04 | | 130.0 | |
| | | Z | 5.31 | 66.31 | 16.17 | | 130.0 | |
| 10627-AAB | IEEE 802.11ac WiFi (80MHz, MCS1, 90pc duty cycle) | X | 5.62 | 66.96 | 16.47 | 0.46 | 130.0 | ± 9.6 % |
| | | Y | 5.56 | 66.76 | 16.37 | | 130.0 | |
| | | Z | 5.52 | 66.91 | 16.44 | | 130.0 | |
| 10628-AAB | IEEE 802.11ac WiFi (80MHz, MCS2, 90pc duty cycle) | X | 5.39 | 66.34 | 16.09 | 0.46 | 130.0 | ± 9.6 % |
| | | Y | 5.30 | 66.04 | 15.92 | | 130.0 | |
| | | Z | 5.29 | 66.26 | 16.04 | | 130.0 | |
| 10629-AAB | IEEE 802.11ac WiFi (80MHz, MCS3, 90pc duty cycle) | X | 5.50 | 66.54 | 16.19 | 0.46 | 130.0 | ± 9.6 % |
| | | Y | 5.44 | 66.36 | 16.08 | | 130.0 | |
| | | Z | 5.44 | 66.63 | 16.23 | | 130.0 | |
| 10630-AAB | IEEE 802.11ac WiFi (80MHz, MCS4, 90pc duty cycle) | X | 5.71 | 67.39 | 16.62 | 0.46 | 130.0 | ± 9.6 % |
| | | Y | 5.64 | 67.17 | 16.50 | | 130.0 | |
| | | Z | 5.54 | 67.11 | 16.48 | | 130.0 | |
| 10631-AAB | IEEE 802.11ac WiFi (80MHz, MCS5, 90pc duty cycle) | X | 5.70 | 67.46 | 16.84 | 0.46 | 130.0 | ± 9.6 % |
| | | Y | 5.61 | 67.18 | 16.70 | | 130.0 | |
| | | Z | 5.56 | 67.29 | 16.76 | | 130.0 | |
| 10632-AAB | IEEE 802.11ac WiFi (80MHz, MCS6, 90pc duty cycle) | X | 5.63 | 67.17 | 16.72 | 0.46 | 130.0 | ± 9.6 % |
| | | Y | 5.58 | 67.02 | 16.64 | | 130.0 | |
| | | Z | 5.57 | 67.27 | 16.77 | | 130.0 | |
| 10633-AAB | IEEE 802.11ac WiFi (80MHz, MCS7, 90pc duty cycle) | X | 5.42 | 66.43 | 16.17 | 0.46 | 130.0 | ± 9.6 % |
| | | Y | 5.32 | 66.10 | 15.99 | | 130.0 | |
| | | Z | 5.30 | 66.32 | 16.11 | | 130.0 | |
| 10634-AAB | IEEE 802.11ac WiFi (80MHz, MCS8, 90pc duty cycle) | X | 5.45 | 66.63 | 16.32 | 0.46 | 130.0 | ± 9.6 % |
| | | Y | 5.35 | 66.31 | 16.16 | | 130.0 | |
| | | Z | 5.35 | 66.57 | 16.29 | | 130.0 | |
| 10635-AAB | IEEE 802.11ac WiFi (80MHz, MCS9, 90pc duty cycle) | X | 5.30 | 65.85 | 15.65 | 0.46 | 130.0 | ± 9.6 % |
| | | Y | 5.21 | 65.54 | 15.48 | | 130.0 | |
| | | Z | 5.19 | 65.76 | 15.60 | | 130.0 | |
| 10636-AAC | IEEE 802.11ac WiFi (160MHz, MCS0, 90pc duty cycle) | X | 5.84 | 66.72 | 16.29 | 0.46 | 130.0 | ± 9.6 % |
| | | Y | 5.76 | 66.45 | 16.15 | | 130.0 | |
| | | Z | 5.76 | 66.66 | 16.26 | | 130.0 | |
| 10637-AAC | IEEE 802.11ac WiFi (160MHz, MCS1, 90pc duty cycle) | X | 5.95 | 67.01 | 16.43 | 0.46 | 130.0 | ± 9.6 % |
| | | Y | 5.88 | 66.76 | 16.30 | | 130.0 | |
| | | Z | 5.85 | 66.89 | 16.37 | | 130.0 | |
| 10638-AAC | IEEE 802.11ac WiFi (160MHz, MCS2, 90pc duty cycle) | X | 5.98 | 67.09 | 16.44 | 0.46 | 130.0 | ± 9.6 % |
| | | Y | 5.91 | 66.84 | 16.31 | | 130.0 | |
| | | Z | 5.91 | 67.08 | 16.44 | | 130.0 | |

Appendix A: DAE and Probe Calibration Certificate

EX3DV4- SN:7494

February 26, 2018

| | | | | | | | | |
|-----------|--|---|--------|--------|-------|-------|-------|---------|
| 10639-AAC | IEEE 802.11ac WiFi (160MHz, MCS3, 90pc duty cycle) | X | 5.93 | 66.96 | 16.42 | 0.46 | 130.0 | ± 9.6 % |
| | | Y | 5.85 | 66.68 | 16.27 | | 130.0 | |
| | | Z | 5.84 | 66.87 | 16.37 | | 130.0 | |
| 10640-AAC | IEEE 802.11ac WiFi (160MHz, MCS4, 90pc duty cycle) | X | 5.89 | 66.83 | 16.30 | 0.46 | 130.0 | ± 9.6 % |
| | | Y | 5.79 | 66.50 | 16.13 | | 130.0 | |
| | | Z | 5.76 | 66.65 | 16.20 | | 130.0 | |
| 10641-AAC | IEEE 802.11ac WiFi (160MHz, MCS5, 90pc duty cycle) | X | 5.99 | 66.93 | 16.36 | 0.46 | 130.0 | ± 9.6 % |
| | | Y | 5.93 | 66.70 | 16.25 | | 130.0 | |
| | | Z | 5.89 | 66.83 | 16.32 | | 130.0 | |
| 10642-AAC | IEEE 802.11ac WiFi (160MHz, MCS6, 90pc duty cycle) | X | 6.01 | 67.13 | 16.63 | 0.46 | 130.0 | ± 9.6 % |
| | | Y | 5.93 | 66.84 | 16.49 | | 130.0 | |
| | | Z | 5.91 | 67.00 | 16.57 | | 130.0 | |
| 10643-AAC | IEEE 802.11ac WiFi (160MHz, MCS7, 90pc duty cycle) | X | 5.86 | 66.81 | 16.36 | 0.46 | 130.0 | ± 9.6 % |
| | | Y | 5.78 | 66.52 | 16.22 | | 130.0 | |
| | | Z | 5.75 | 66.66 | 16.29 | | 130.0 | |
| 10644-AAC | IEEE 802.11ac WiFi (160MHz, MCS8, 90pc duty cycle) | X | 5.91 | 66.99 | 16.47 | 0.46 | 130.0 | ± 9.6 % |
| | | Y | 5.82 | 66.67 | 16.31 | | 130.0 | |
| | | Z | 5.80 | 66.82 | 16.38 | | 130.0 | |
| 10645-AAC | IEEE 802.11ac WiFi (160MHz, MCS9, 90pc duty cycle) | X | 6.04 | 67.04 | 16.47 | 0.46 | 130.0 | ± 9.6 % |
| | | Y | 5.97 | 66.82 | 16.36 | | 130.0 | |
| | | Z | 5.92 | 66.90 | 16.40 | | 130.0 | |
| 10646-AAD | LTE-TDD (SC-FDMA, 1 RB, 5 MHz, QPSK, UL Subframe=2,7) | X | 5.85 | 87.94 | 30.48 | 9.30 | 60.0 | ± 9.6 % |
| | | Y | 5.37 | 85.81 | 29.63 | | 60.0 | |
| | | Z | 4.49 | 83.14 | 29.09 | | 60.0 | |
| 10647-AAC | LTE-TDD (SC-FDMA, 1 RB, 20 MHz, QPSK, UL Subframe=2,7) | X | 5.17 | 85.51 | 29.66 | 9.30 | 60.0 | ± 9.6 % |
| | | Y | 4.78 | 83.60 | 28.89 | | 60.0 | |
| | | Z | 4.02 | 80.87 | 28.26 | | 60.0 | |
| 10648-AAA | CDMA2000 (1x Advanced) | X | 0.51 | 61.76 | 8.43 | 0.00 | 150.0 | ± 9.6 % |
| | | Y | 0.38 | 60.00 | 6.13 | | 150.0 | |
| | | Z | 0.38 | 60.10 | 6.48 | | 150.0 | |
| 10652-AAB | LTE-TDD (OFDMA, 5 MHz, E-TM 3.1, Clipping 44%) | X | 3.13 | 65.98 | 15.78 | 2.23 | 80.0 | ± 9.6 % |
| | | Y | 2.93 | 65.12 | 15.15 | | 80.0 | |
| | | Z | 3.02 | 66.07 | 15.57 | | 80.0 | |
| 10653-AAB | LTE-TDD (OFDMA, 10 MHz, E-TM 3.1, Clipping 44%) | X | 3.69 | 65.40 | 16.13 | 2.23 | 80.0 | ± 9.6 % |
| | | Y | 3.54 | 64.83 | 15.74 | | 80.0 | |
| | | Z | 3.60 | 65.47 | 16.04 | | 80.0 | |
| 10654-AAB | LTE-TDD (OFDMA, 15 MHz, E-TM 3.1, Clipping 44%) | X | 3.72 | 65.03 | 16.17 | 2.23 | 80.0 | ± 9.6 % |
| | | Y | 3.58 | 64.50 | 15.83 | | 80.0 | |
| | | Z | 3.65 | 65.07 | 16.11 | | 80.0 | |
| 10655-AAB | LTE-TDD (OFDMA, 20 MHz, E-TM 3.1, Clipping 44%) | X | 3.80 | 64.95 | 16.21 | 2.23 | 80.0 | ± 9.6 % |
| | | Y | 3.67 | 64.43 | 15.88 | | 80.0 | |
| | | Z | 3.74 | 64.95 | 16.16 | | 80.0 | |
| 10658-AAA | Pulse Waveform (200Hz, 10%) | X | 4.43 | 71.88 | 12.89 | 10.00 | 50.0 | ± 9.6 % |
| | | Y | 2.96 | 67.08 | 10.79 | | 50.0 | |
| | | Z | 4.92 | 73.02 | 13.29 | | 50.0 | |
| 10659-AAA | Pulse Waveform (200Hz, 20%) | X | 21.85 | 87.99 | 16.66 | 6.99 | 60.0 | ± 9.6 % |
| | | Y | 1.49 | 64.48 | 8.54 | | 60.0 | |
| | | Z | 100.00 | 101.11 | 19.71 | | 60.0 | |

Appendix A: DAE and Probe Calibration Certificate

EX3DV4– SN:7494

February 26, 2018

| | | | | | | | | |
|-----------|-----------------------------|---|--------|--------|-------|------|-------|---------|
| 10660-AAA | Pulse Waveform (200Hz, 40%) | X | 100.00 | 100.24 | 18.17 | 3.98 | 80.0 | ± 9.6 % |
| | | Y | 0.44 | 60.00 | 5.03 | | 80.0 | |
| | | Z | 100.00 | 101.16 | 18.48 | | 80.0 | |
| 10661-AAA | Pulse Waveform (200Hz, 60%) | X | 100.00 | 101.13 | 17.57 | 2.22 | 100.0 | ± 9.6 % |
| | | Y | 0.24 | 60.00 | 3.65 | | 100.0 | |
| | | Z | 100.00 | 102.26 | 17.94 | | 100.0 | |
| 10662-AAA | Pulse Waveform (200Hz, 80%) | X | 100.00 | 99.08 | 15.66 | 0.97 | 120.0 | ± 9.6 % |
| | | Y | 3.24 | 108.92 | 7.51 | | 120.0 | |
| | | Z | 100.00 | 98.42 | 15.34 | | 120.0 | |

^F Uncertainty is determined using the max. deviation from linear response applying rectangular distribution and is expressed for the square of the field value.

1.1. D450V3 Dipole Calibration Certificate

**Calibration Laboratory of
Schmid & Partner
Engineering AG**
Zeughausstrasse 43, 8004 Zurich, Switzerland



S Schweizerischer Kalibrierdienst
C Service suisse d'étalonnage
S Servizio svizzero di taratura
S Swiss Calibration Service

Accredited by the Swiss Accreditation Service (SAS)
The Swiss Accreditation Service is one of the signatories to the EA
Multilateral Agreement for the recognition of calibration certificates

Accreditation No.: **SCS 0108**

Client **CCIC-HTW (Auden)**

Certificate No: **D450V3-1102_Feb18**

CALIBRATION CERTIFICATE

Object **D450V3 - SN:1102**

Calibration procedure(s) **QA CAL-15.v8
Calibration procedure for dipole validation kits below 700 MHz**

Calibration date: **February 23, 2018**

This calibration certificate documents the traceability to national standards, which realize the physical units of measurements (SI).
The measurements and the uncertainties with confidence probability are given on the following pages and are part of the certificate.

All calibrations have been conducted in the closed laboratory facility: environment temperature (22 ± 3)°C and humidity < 70%.

Calibration Equipment used (M&TE critical for calibration)

| Primary Standards | ID # | Cal Date (Certificate No.) | Scheduled Calibration |
|-----------------------------|--------------------|-----------------------------------|------------------------|
| Power meter NRP | SN: 104778 | 04-Apr-17 (No. 217-02521/02522) | Apr-18 |
| Power sensor NRP-Z91 | SN: 103244 | 04-Apr-17 (No. 217-02521) | Apr-18 |
| Power sensor NRP-Z91 | SN: 103245 | 04-Apr-17 (No. 217-02522) | Apr-18 |
| Reference 20 dB Attenuator | SN: 5277 (20x) | 07-Apr-17 (No. 217-02528) | Apr-18 |
| Type-N mismatch combination | SN: 5047.2 / 06327 | 07-Apr-17 (No. 217-02529) | Apr-18 |
| Reference Probe EX3DV4 | SN: 3877 | 30-Dec-17 (No. EX3-3877_Dec17) | Dec-18 |
| DAE4 | SN: 654 | 24-Jul-17 (No. DAE4-654_Jul17) | Jul-18 |
| Secondary Standards | ID # | Check Date (in house) | Scheduled Check |
| Power meter E4419B | SN: GB41293874 | 06-Apr-16 (No. 217-02285/02284) | In house check: Jun-18 |
| Power sensor E4412A | SN: MY41498087 | 06-Apr-16 (No. 217-02285) | In house check: Jun-18 |
| Power sensor E4412A | SN: 000110210 | 06-Apr-16 (No. 217-02284) | In house check: Jun-18 |
| RF generator HP 8648C | SN: US3642U01700 | 04-Aug-99 (in house check Jun-16) | In house check: Jun-18 |
| Network Analyzer HP 8753E | SN: US37390585 | 18-Oct-01 (in house check Oct-17) | In house check: Oct-18 |

| | Name | Function | Signature |
|----------------|----------------|-----------------------|-----------|
| Calibrated by: | Jeton Kastrati | Laboratory Technician | |
| Approved by: | Katja Pokovic | Technical Manager | |

Issued: February 23, 2018

This calibration certificate shall not be reproduced except in full without written approval of the laboratory.

Calibration Laboratory of
Schmid & Partner
Engineering AG
Zeughausstrasse 43, 8004 Zurich, Switzerland



S Schweizerischer Kalibrierdienst
C Service suisse d'étalonnage
S Servizio svizzero di taratura
S Swiss Calibration Service

Accredited by the Swiss Accreditation Service (SAS)
The Swiss Accreditation Service is one of the signatories to the EA
Multilateral Agreement for the recognition of calibration certificates

Accreditation No.: **SCS 0108**

Glossary:

TSL tissue simulating liquid
ConvF sensitivity in TSL / NORM x,y,z
N/A not applicable or not measured

Calibration is Performed According to the Following Standards:

- a) IEEE Std 1528-2013, "IEEE Recommended Practice for Determining the Peak Spatial-Averaged Specific Absorption Rate (SAR) in the Human Head from Wireless Communications Devices: Measurement Techniques", June 2013
- b) IEC 62209-1, "Measurement procedure for the assessment of Specific Absorption Rate (SAR) from hand-held and body-mounted devices used next to the ear (frequency range of 300 MHz to 6 GHz)", July 2016
- c) IEC 62209-2, "Procedure to determine the Specific Absorption Rate (SAR) for wireless communication devices used in close proximity to the human body (frequency range of 30 MHz to 6 GHz)", March 2010
- d) KDB 865664, "SAR Measurement Requirements for 100 MHz to 6 GHz"

Additional Documentation:

- e) DASY4/5 System Handbook

Methods Applied and Interpretation of Parameters:

- *Measurement Conditions:* Further details are available from the Validation Report at the end of the certificate. All figures stated in the certificate are valid at the frequency indicated.
- *Antenna Parameters with TSL:* The dipole is mounted with the spacer to position its feed point exactly below the center marking of the flat phantom section, with the arms oriented parallel to the body axis.
- *Feed Point Impedance and Return Loss:* These parameters are measured with the dipole positioned under the liquid filled phantom. The impedance stated is transformed from the measurement at the SMA connector to the feed point. The Return Loss ensures low reflected power. No uncertainty required.
- *Electrical Delay:* One-way delay between the SMA connector and the antenna feed point. No uncertainty required.
- *SAR measured:* SAR measured at the stated antenna input power.
- *SAR normalized:* SAR as measured, normalized to an input power of 1 W at the antenna connector.
- *SAR for nominal TSL parameters:* The measured TSL parameters are used to calculate the nominal SAR result.

The reported uncertainty of measurement is stated as the standard uncertainty of measurement multiplied by the coverage factor $k=2$, which for a normal distribution corresponds to a coverage probability of approximately 95%.

Measurement Conditions

DASY system configuration, as far as not given on page 1.

| | | |
|-------------------------------------|------------------------|-----------------------------|
| DASY Version | DASY5 | V52.10.0 |
| Extrapolation | Advanced Extrapolation | |
| Phantom | ELI4 Flat Phantom | Shell thickness: 2 ± 0.2 mm |
| Distance Dipole Center - TSL | 15 mm | with Spacer |
| Zoom Scan Resolution | dx, dy, dz = 5 mm | |
| Frequency | 450 MHz ± 1 MHz | |

Head TSL parameters

The following parameters and calculations were applied.

| | Temperature | Permittivity | Conductivity |
|--|-----------------|--------------|------------------|
| Nominal Head TSL parameters | 22.0 °C | 43.5 | 0.87 mho/m |
| Measured Head TSL parameters | (22.0 ± 0.2) °C | 43.7 ± 6 % | 0.87 mho/m ± 6 % |
| Head TSL temperature change during test | < 0.5 °C | ---- | ---- |

SAR result with Head TSL

| SAR averaged over 1 cm³ (1 g) of Head TSL | Condition | |
|---|--------------------|---------------------------------|
| SAR measured | 250 mW input power | 1.12 W/kg |
| SAR for nominal Head TSL parameters | normalized to 1W | 4.48 W/kg ± 18.1 % (k=2) |

| SAR averaged over 10 cm³ (10 g) of Head TSL | condition | |
|---|--------------------|---------------------------------|
| SAR measured | 250 mW input power | 0.749 W/kg |
| SAR for nominal Head TSL parameters | normalized to 1W | 3.00 W/kg ± 17.6 % (k=2) |

Body TSL parameters

The following parameters and calculations were applied.

| | Temperature | Permittivity | Conductivity |
|--|-----------------|--------------|------------------|
| Nominal Body TSL parameters | 22.0 °C | 56.7 | 0.94 mho/m |
| Measured Body TSL parameters | (22.0 ± 0.2) °C | 56.0 ± 6 % | 0.93 mho/m ± 6 % |
| Body TSL temperature change during test | < 0.5 °C | ---- | ---- |

SAR result with Body TSL

| SAR averaged over 1 cm³ (1 g) of Body TSL | Condition | |
|---|--------------------|---------------------------------|
| SAR measured | 250 mW input power | 1.11 W/kg |
| SAR for nominal Body TSL parameters | normalized to 1W | 4.47 W/kg ± 18.1 % (k=2) |

| SAR averaged over 10 cm³ (10 g) of Body TSL | condition | |
|---|--------------------|---------------------------------|
| SAR measured | 250 mW input power | 0.749 W/kg |
| SAR for nominal Body TSL parameters | normalized to 1W | 3.01 W/kg ± 17.6 % (k=2) |

Appendix (Additional assessments outside the scope of SCS 0108)

Antenna Parameters with Head TSL

| | |
|--------------------------------------|--------------------------------|
| Impedance, transformed to feed point | 59.6 Ω - 0.2 j Ω |
| Return Loss | - 21.1 dB |

Antenna Parameters with Body TSL

| | |
|--------------------------------------|--------------------------------|
| Impedance, transformed to feed point | 55.1 Ω - 6.9 j Ω |
| Return Loss | - 21.8 dB |

General Antenna Parameters and Design

| | |
|----------------------------------|----------|
| Electrical Delay (one direction) | 1.348 ns |
|----------------------------------|----------|

After long term use with 100W radiated power, only a slight warming of the dipole near the feedpoint can be measured.

The dipole is made of standard semirigid coaxial cable. The center conductor of the feeding line is directly connected to the second arm of the dipole. The antenna is therefore short-circuited for DC-signals. On some of the dipoles, small end caps are added to the dipole arms in order to improve matching when loaded according to the position as explained in the "Measurement Conditions" paragraph. The SAR data are not affected by this change. The overall dipole length is still according to the Standard.

No excessive force must be applied to the dipole arms, because they might bend or the soldered connections near the feedpoint may be damaged.

Additional EUT Data

| | |
|-----------------|------------------|
| Manufactured by | SPEAG |
| Manufactured on | October 05, 2017 |

DASY5 Validation Report for Head TSL

Date: 23.02.2018

Test Laboratory: SPEAG, Zurich, Switzerland

DUT: Dipole 450 MHz D450V3; Type: D450V3; Serial: D450V3 - SN:1102

Communication System: UID 0 - CW; Frequency: 450 MHz

Medium parameters used: $f = 450$ MHz; $\sigma = 0.87$ S/m; $\epsilon_r = 43.7$; $\rho = 1000$ kg/m³

Phantom section: Flat Section

Measurement Standard: DASY5 (IEEE/IEC/ANSI C63.19-2011)

DASY52 Configuration:

- Probe: EX3DV4 - SN3877; ConvF(10.5, 10.5, 10.5); Calibrated: 30.12.2017;
- Sensor-Surface: 1.4mm (Mechanical Surface Detection)
- Electronics: DAE4 Sn654; Calibrated: 24.07.2017
- Phantom: ELI v4.0; Type: QDOVA001BB; Serial: TP:1003
- DASY52 52.10.0(1446); SEMCAD X 14.6.10(7417)

Dipole Calibration for Head Tissue/d=15mm, Pin=250mW/Zoom Scan (7x7x7)/Cube 0:


Measurement grid: $dx=5$ mm, $dy=5$ mm, $dz=5$ mm

Reference Value = 43.13 V/m; Power Drift = -0.01 dB

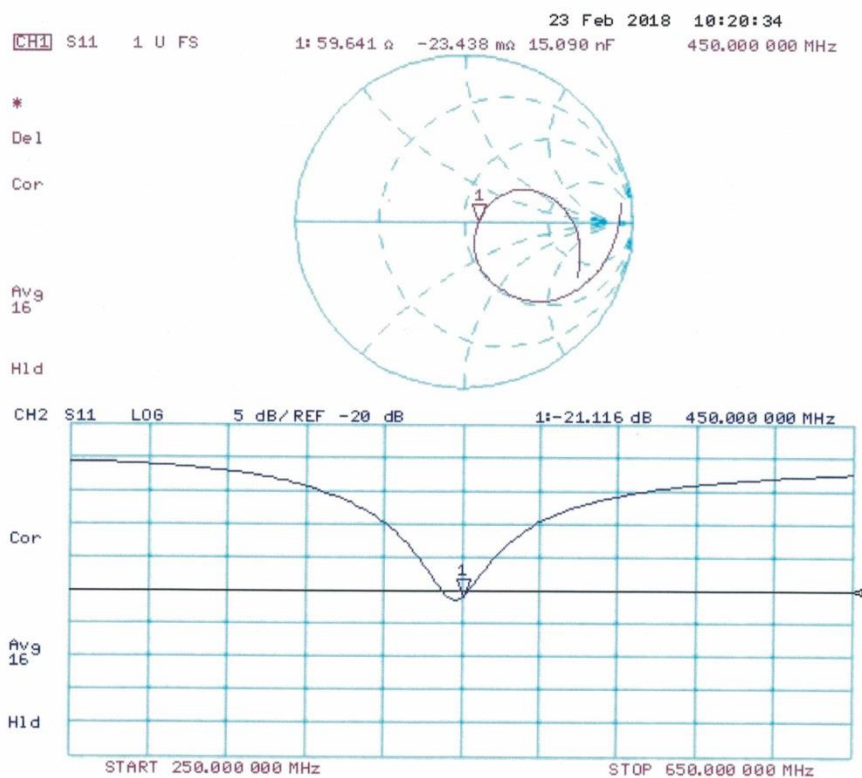
Peak SAR (extrapolated) = 1.73 W/kg

SAR(1 g) = 1.12 W/kg; SAR(10 g) = 0.749 W/kg

Maximum value of SAR (measured) = 1.51 W/kg



Impedance Measurement Plot for Head TSL



DASY5 Validation Report for Body TSL

Date: 23.02.2018

Test Laboratory: SPEAG, Zurich, Switzerland

DUT: Dipole 450 MHz D450V3; Type: D450V3; Serial: D450V3 - SN:1102

Communication System: UID 0 - CW; Frequency: 450 MHz

Medium parameters used: $f = 450$ MHz; $\sigma = 0.93$ S/m; $\epsilon_r = 56$; $\rho = 1000$ kg/m³

Phantom section: Flat Section

Measurement Standard: DASY5 (IEEE/IEC/ANSI C63.19-2011)

DASY52 Configuration:

- Probe: EX3DV4 - SN3877; ConvF(10.8, 10.8, 10.8); Calibrated: 30.12.2017;
- Sensor-Surface: 1.4mm (Mechanical Surface Detection)
- Electronics: DAE4 Sn654; Calibrated: 24.07.2017
- Phantom: ELI v4.0; Type: QDOVA001BB; Serial: TP:1003
- DASY52 52.10.0(1446); SEMCAD X 14.6.10(7417)

Dipole Calibration for Body Tissue/d=15mm, Pin=250mW/Zoom Scan (7x7x7)/Cube 0:


Measurement grid: dx=5mm, dy=5mm, dz=5mm

Reference Value = 41.23 V/m; Power Drift = -0.01 dB

Peak SAR (extrapolated) = 1.71 W/kg

SAR(1 g) = 1.11 W/kg; SAR(10 g) = 0.749 W/kg

Maximum value of SAR (measured) = 1.50 W/kg

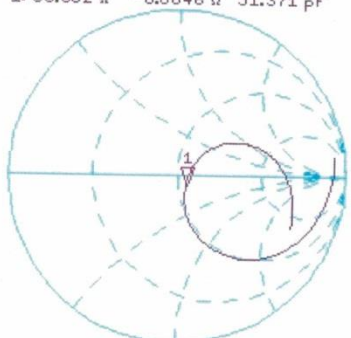


0 dB = 1.50 W/kg = 1.76 dBW/kg

Impedance Measurement Plot for Body TSL

23 Feb 2018 11:02:39
CH1 S11 1 U FS 1: 55.082 Ω -6.8848 Ω 51.371 pF 450.000 000 MHz

*
Del
Cor



Avg
16

H1d

CH2 S11 LOG 5 dB/REF -20 dB 1:-21.800 dB 450.000 000 MHz

Cor

Avg
16

H1d

