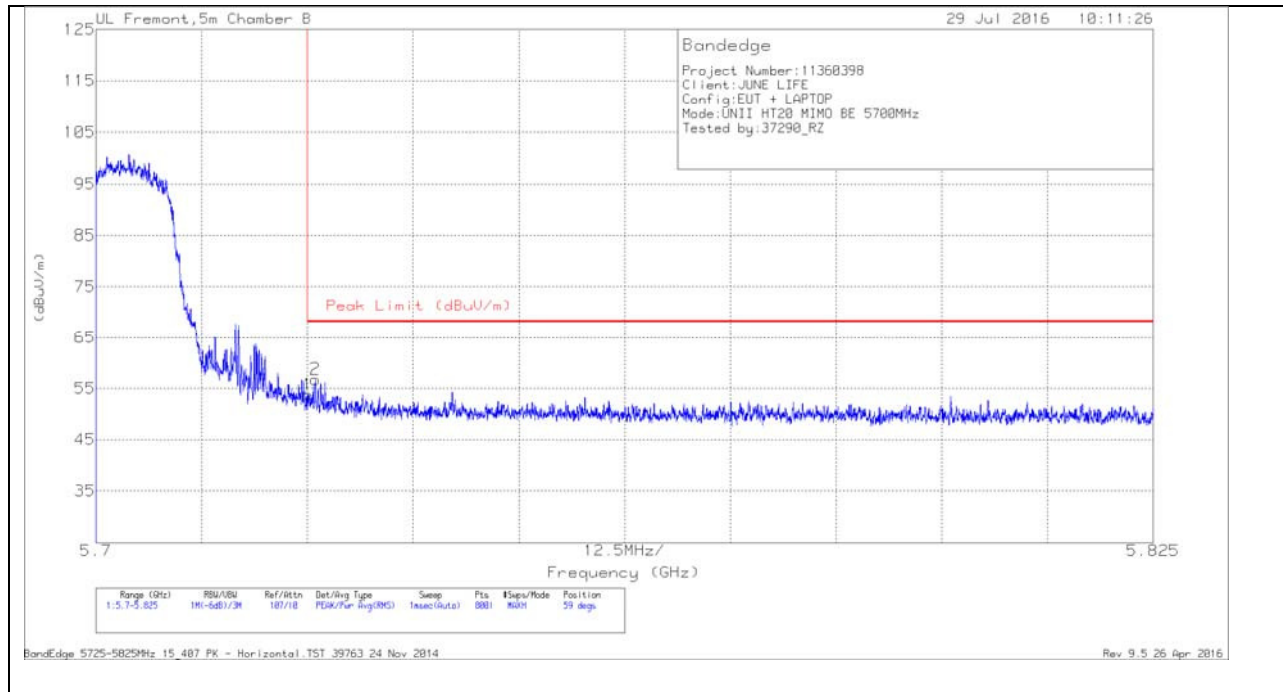


AUTHORIZED BANDEGE (HIGH CHANNEL)

HORIZONTAL RESULTS

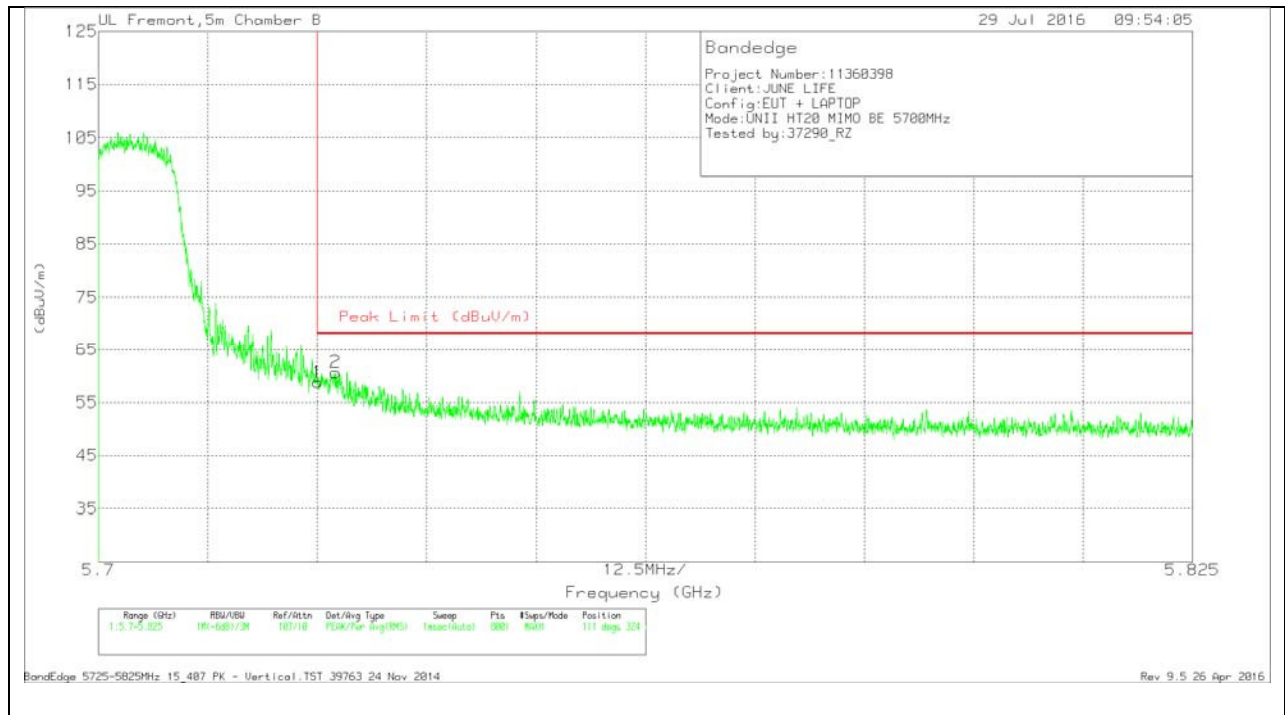


Trace Markers

Marker	Frequency (GHz)	Meter Reading (dBuV)	Det	AF T345 (dB/m)	Amp/Cbl/Filtr/Pad (dB)	Corrected Reading (dBuV/m)	Peak Limit (dBuV/m)	PK Margin (dB)	Azimuth (Degs)
1	5.725	40.65	Pk	34.9	-21.7	53.85	68.2	-14.35	59
2	5.726	43.51	Pk	34.9	-21.6	56.81	68.2	-11.39	59

Pk - Peak detector

VERTICAL RESULTS



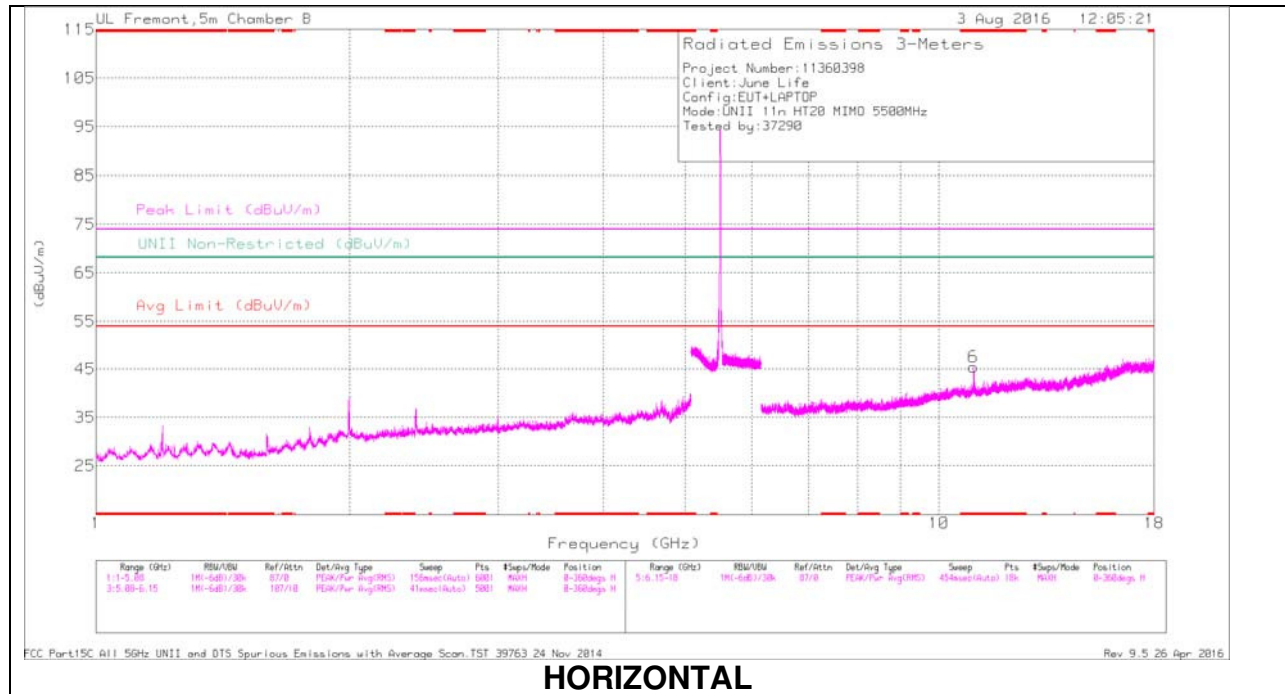
Trace Markers

Marker	Frequency (GHz)	Meter Reading (dBuV)	Det	AF T345 (dB/m)	Amp/Cbl/Filtr/Pad (dB)	Corrected Reading (dBuV/m)	Peak Limit (dBuV/m)	PK Margin (dB)	Azimuth (Degs)	Height (cm)	Polarity
1	5.725	45.66	Pk	34.9	-21.7	58.86	68.2	-9.34	111	324	V
2	5.727	47.19	Pk	34.9	-21.4	60.69	68.2	-7.51	111	324	V

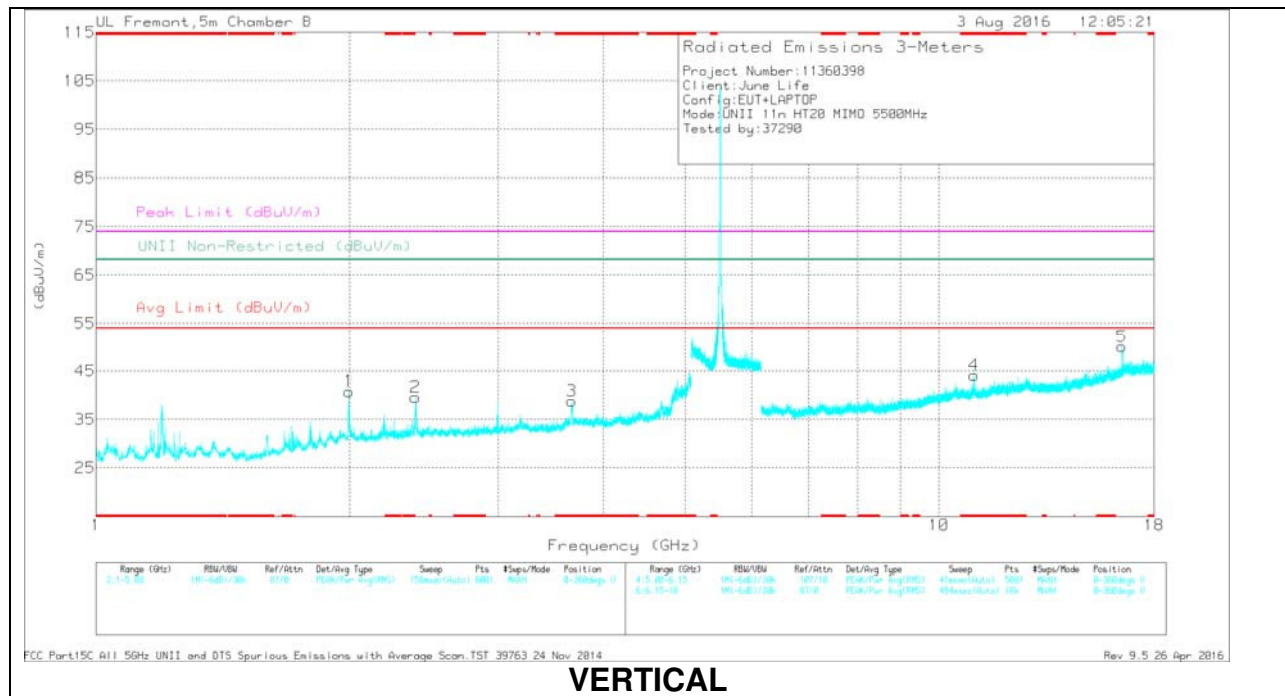
Pk - Peak detector

HARMONICS AND SPURIOUS EMISSIONS

LOW CHANNEL RESULTS



HORIZONTAL



VERTICAL

LOW CHANNEL DATA

Trace Markers

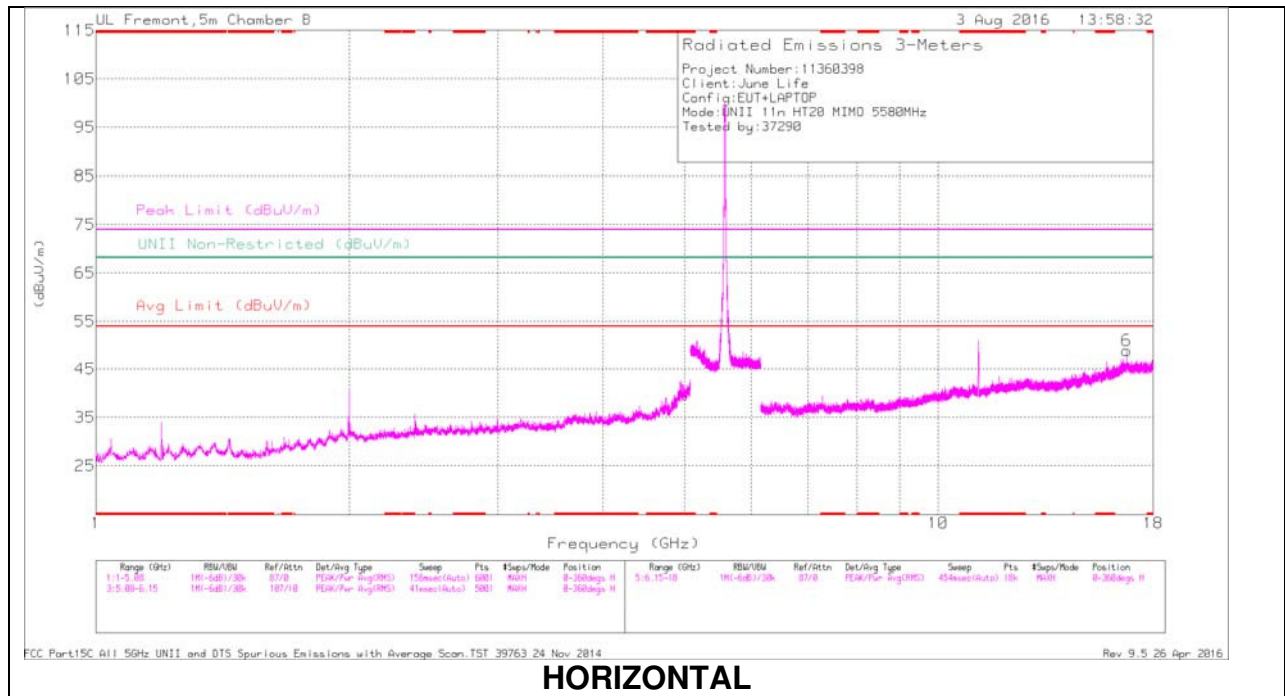
Marker	Frequency (GHz)	Meter Reading (dBm)	Det	AF T345 (dB/m)	Amp/Ch/FR/Pad (dB)	DC Corr (dB)	Corrected Reading (dBm)	Aug Limit (dBuV/m)	Margin (dB)	Peak Limit (dBuV/m)	PK Margin (dB)	UNII Non-Restricted (dBuV/m)	PK Margin (dB)	Azimuth (Degs)	Height (cm)	Polarity
3	* 3.667	43.91	PK-U	33.3	-33.3	0	43.91	-	-	74	-30.09	68.2	-24.29	168	212	V
	* 3.667	35.4	ADR	33.3	-33.3	.1	35.5	54	-18.5	-	-	-	-	168	212	V
6	* 10.995	36.64	PK-U	37.9	-24.9	0	49.64	-	-	74	-24.36	68.2	-18.56	134	300	H
	* 10.995	25.6	ADR	37.9	-24.9	.1	38.7	54	-15.3	-	-	-	-	134	300	H
4	* 11.001	40.54	PK-U	37.9	-24.9	0	53.54	-	-	74	-20.46	68.2	-14.66	153	144	V
	* 11	30.65	ADR	37.9	-24.9	.1	43.75	54	-10.25	-	-	-	-	153	144	V
1	1.998	55.13	PK-U	31.5	-34.1	0	52.53	-	-	-	-	68.2	-15.67	63	207	V
2	2.391	52.69	PK-U	32.1	-34.6	0	50.19	-	-	-	-	68.2	-18.01	267	152	V
5	16.503	38	PK-U	41.5	-23	0	56.5	-	-	-	-	68.2	-11.7	252	191	V

* - indicates frequency in CFR15.205/IC8.10 Restricted Band

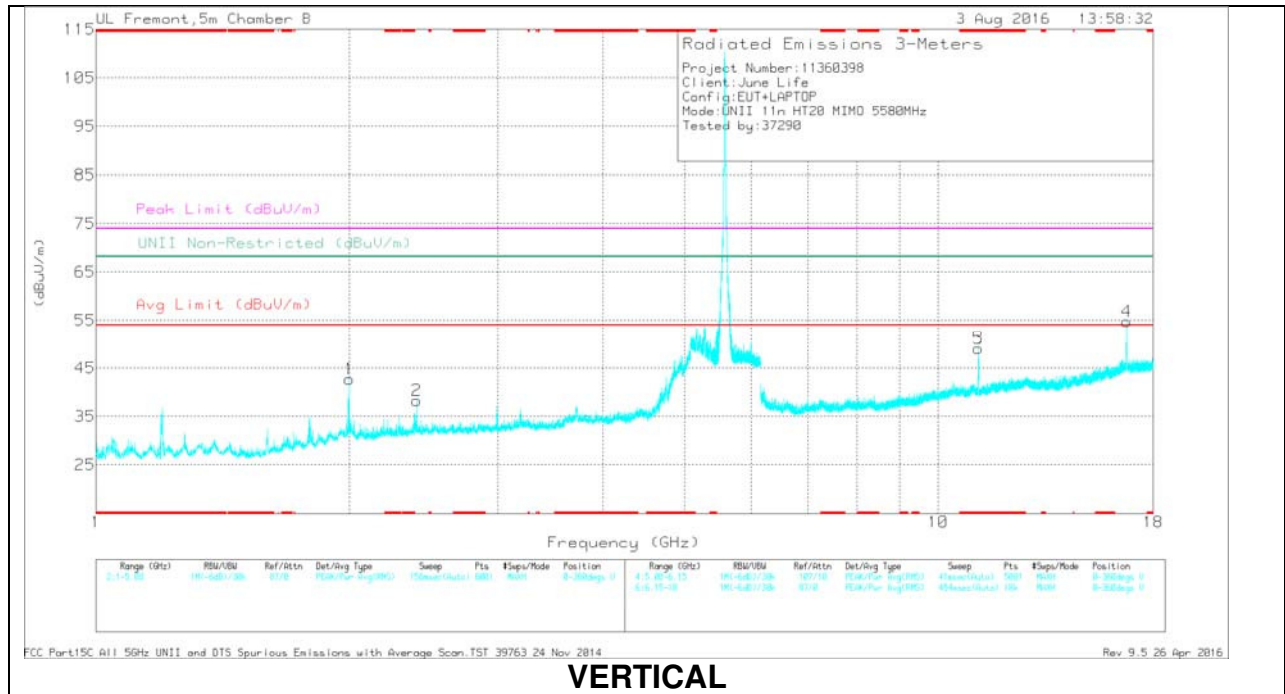
PK-U - U-NII: Maximum Peak

ADR - U-NII AD primary method, RMS average

MID CHANNEL RESULTS



HORIZONTAL



VERTICAL

MID CHANNEL DATA

Trace Markers

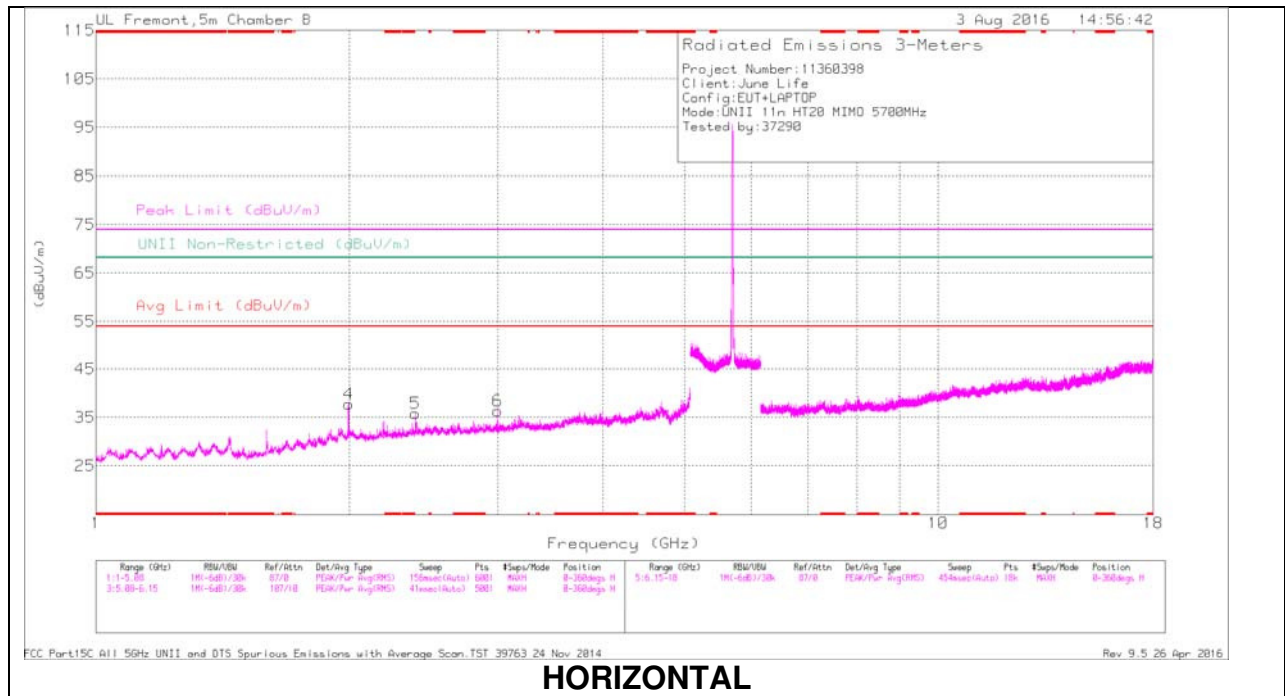
Marker	Frequency (GHz)	Meter Reading (dBm)	Det	AF T345 (dB/m)	Amp/Ch/FR/Pad (dB)	DC Corr (dB)	Corrected Reading (dBuV/m)	Aug Limit (dBuV/m)	Margin (dB)	Peak Limit (dBuV/m)	PK Margin (dB)	UNII Non-Restricted (dBuV/m)	PK Margin (dB)	Azimuth (Degs)	Height (cm)	Polarity
3	* 11.16	47.25	PK-U	38	-26.1	0	59.15	-	-	74	-14.85	68.2	-9.05	212	126	V
	* 11.16	35.76	ADR	38	-26.1	.1	47.76	54	-6.24	-	-	-	-	212	126	V
5	* 11.159	46.76	PK-U	38	-26.1	0	58.66	-	-	74	-15.34	68.2	-9.54	217	127	V
	* 11.16	34.97	ADR	38	-26.1	.1	46.97	54	-7.03	-	-	-	-	217	127	V
1	1.998	54.31	PK-U	31.5	-34.1	0	51.71	-	-	74	-22.29	68.2	-16.49	66	193	V
2	2.401	49.56	PK-U	32.2	-34.7	0	47.06	-	-	74	-26.94	68.2	-21.14	299	133	V
4	16.738	36.01	PK-U	41.9	-23.4	0	54.51	-	-	74	-19.49	68.2	-13.69	151	205	H
6	16.738	39	PK-U	41.9	-23.4	0	57.5	-	-	74	-16.5	68.2	-10.7	265	122	V

* - indicates frequency in CFR15.205/IC8.10 Restricted Band

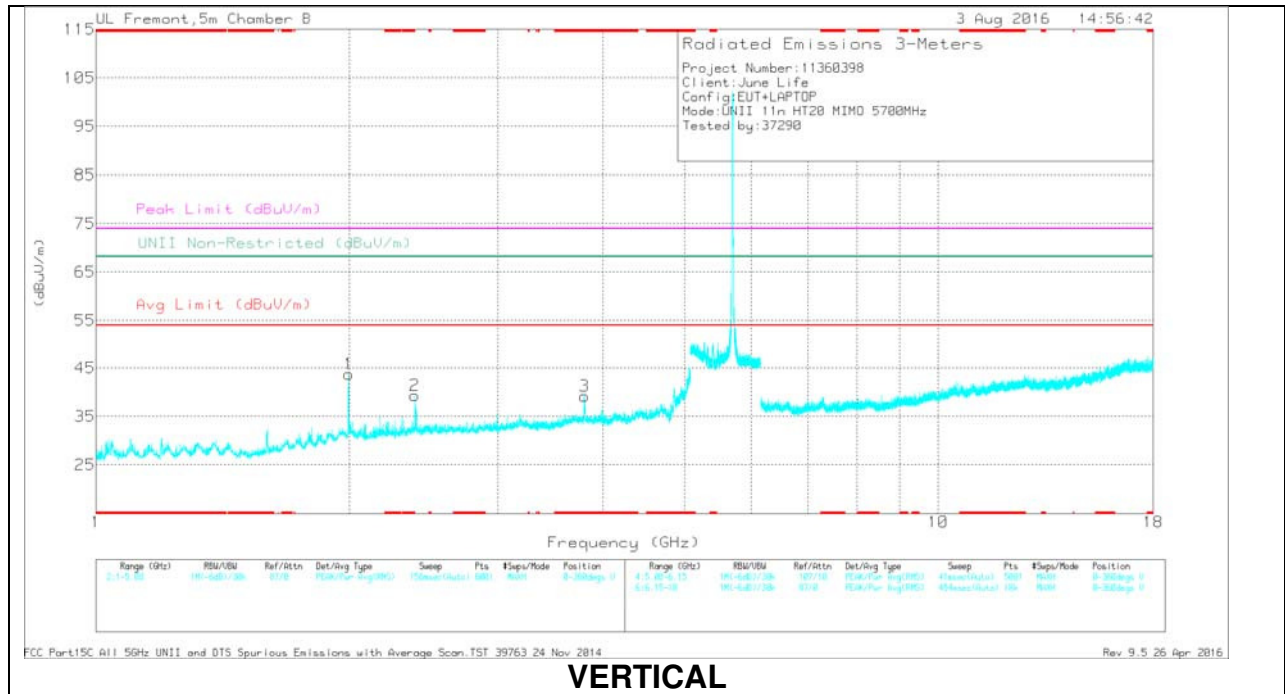
PK-U - U-NII: Maximum Peak

ADR - U-NII AD primary method, RMS average

HIGH CHANNEL RESULTS



HORIZONTAL



VERTICAL

HIGH CHANNEL DATA

Trace Markers

Marker	Frequency (kHz)	Meter Reading (dBuV)	Det	AF 1345 (dB/m)	Amp/Cbl/Fbr/Pad (dB)	DC Corr (dB)	Corrected Reading (dBuV/m)	Avg Limit (dBuV/m)	Margin (dB)	Peak Limit (dBuV/m)	PK Margin (dB)	UNII Non-Restricted (dBuV/m)	PK Margin (dB)	Azimuth (Degs)	Height (cm)	Polarity
3	* 3.8	45.85	PK-U	33.5	-33.2	0	46.15	-	-	74	-27.85	68.2	-22.05	240	224	V
	* 3.8	37.81	ADR	33.5	-33.2	.1	38.21	54	-15.79	-	-	-	-	240	224	V
4	1.995	54.94	PK-U	31.5	-34.1	0	52.34	-	-	74	-21.66	68.2	-15.86	57	245	V
1	1.998	52.23	PK-U	31.5	-34.1	0	49.63	-	-	74	-24.37	68.2	-18.57	64	209	H
2	2.395	52.99	PK-U	32.2	-34.6	0	50.59	-	-	74	-23.41	68.2	-17.61	263	137	V
5	2.396	46.5	PK-U	32.2	-34.6	0	44.1	-	-	74	-29.9	68.2	-24.1	338	321	H
6	2.999	40.78	PK-U	32.5	-33.7	0	39.58	-	-	74	-34.42	68.2	-28.62	252	145	H

* - indicates frequency in CFR15.205/IC8.10 Restricted Band

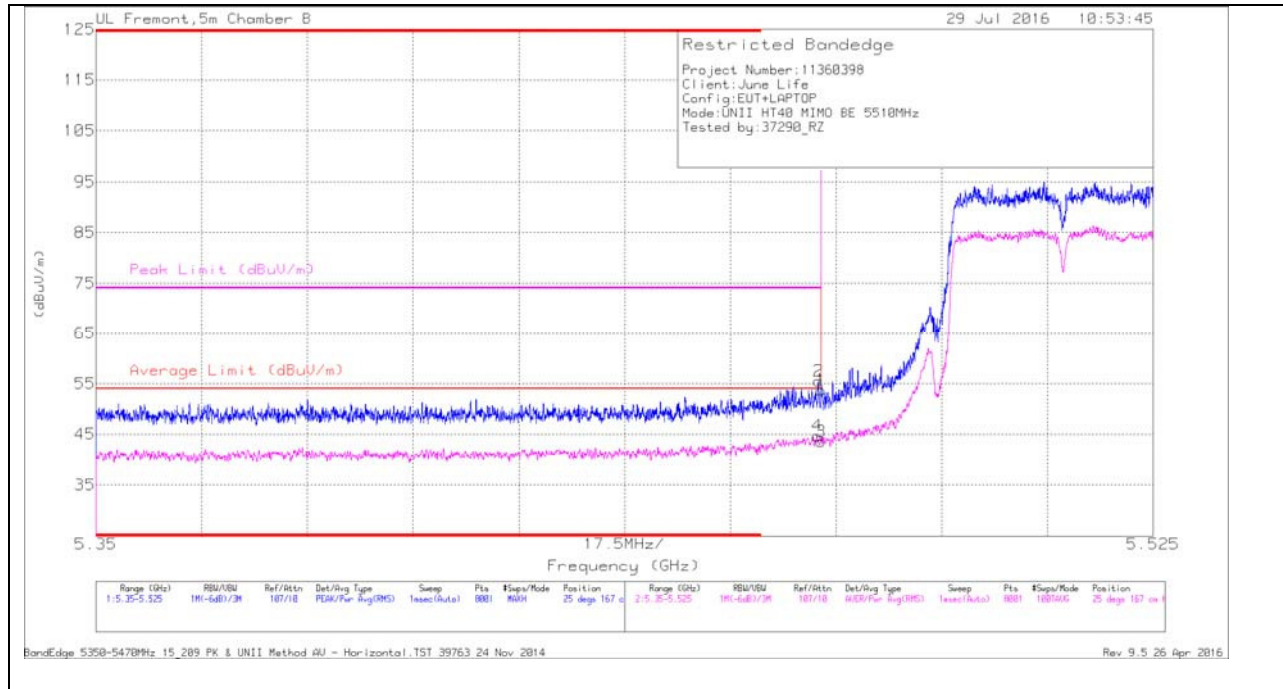
PK-U - U-NII: Maximum Peak

ADR - U-NII AD primary method, RMS average

8.2.9. TX ABOVE 1 GHz 802.11n HT40 MODE IN THE 5.6 GHz BAND

RESTRICTED BANDEDGE (LOW CHANNEL)

HORIZONTAL RESULTS

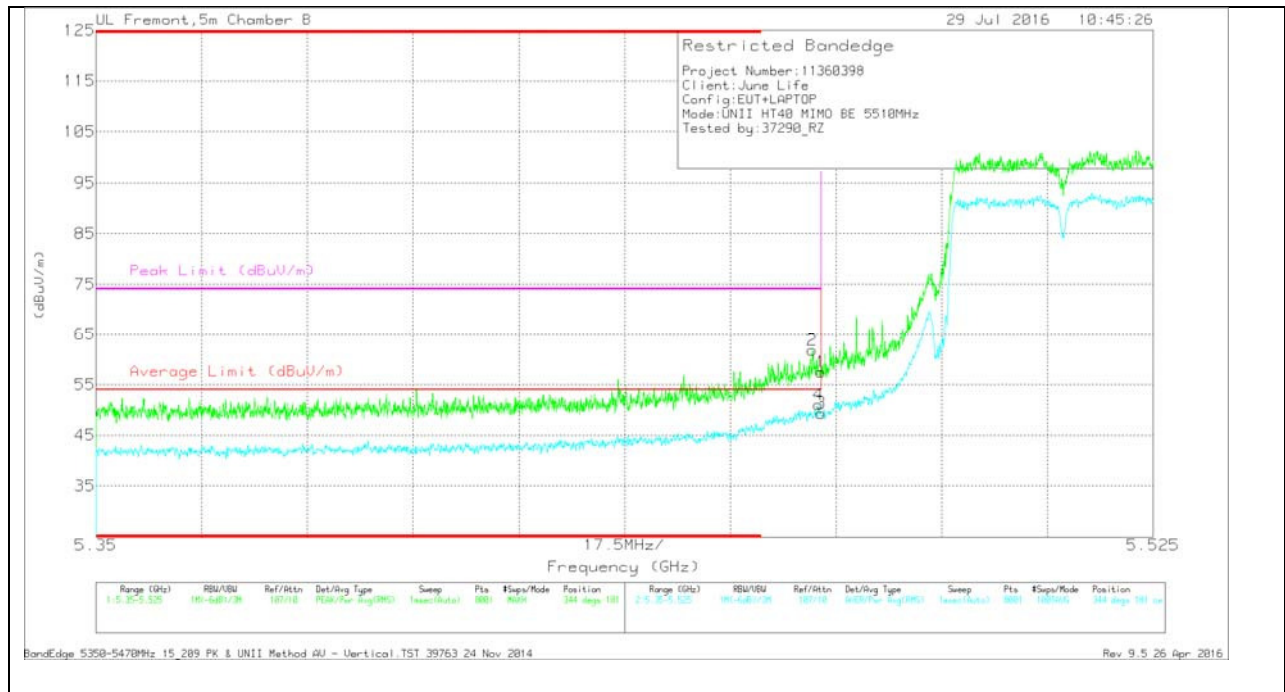


Trace Markers

Marker	Frequency (GHz)	Meter Reading (dBuV)	Det	AF T345 (dB/m)	Amp/Cb/Flt/Pad (dB)	DC Corr (dB)	Corrected Reading (dBuV/m)	Average Limit (dBuV/m)	Margin (dB)	Peak Limit (dBuV/m)	PK Margin (dB)	Altitude (Degs)	Height (cm)	Polarity
4	5.469	30.88	RMS	34.5	-20.7	0.17	44.85	54	-9.15	-	-	25	167	H
1	5.47	40.15	PK	34.5	-20.9	0	53.75	-	-	74	-20.25	25	167	H
2	5.47	41.83	PK	34.5	-20.8	0	55.53	-	-	74	-18.47	25	167	H
3	5.47	30.03	RMS	34.5	-20.9	0.17	43.8	54	-10.2	-	-	25	167	H

Pk - Peak detector
 RMS - RMS detection

VERTICAL RESULTS



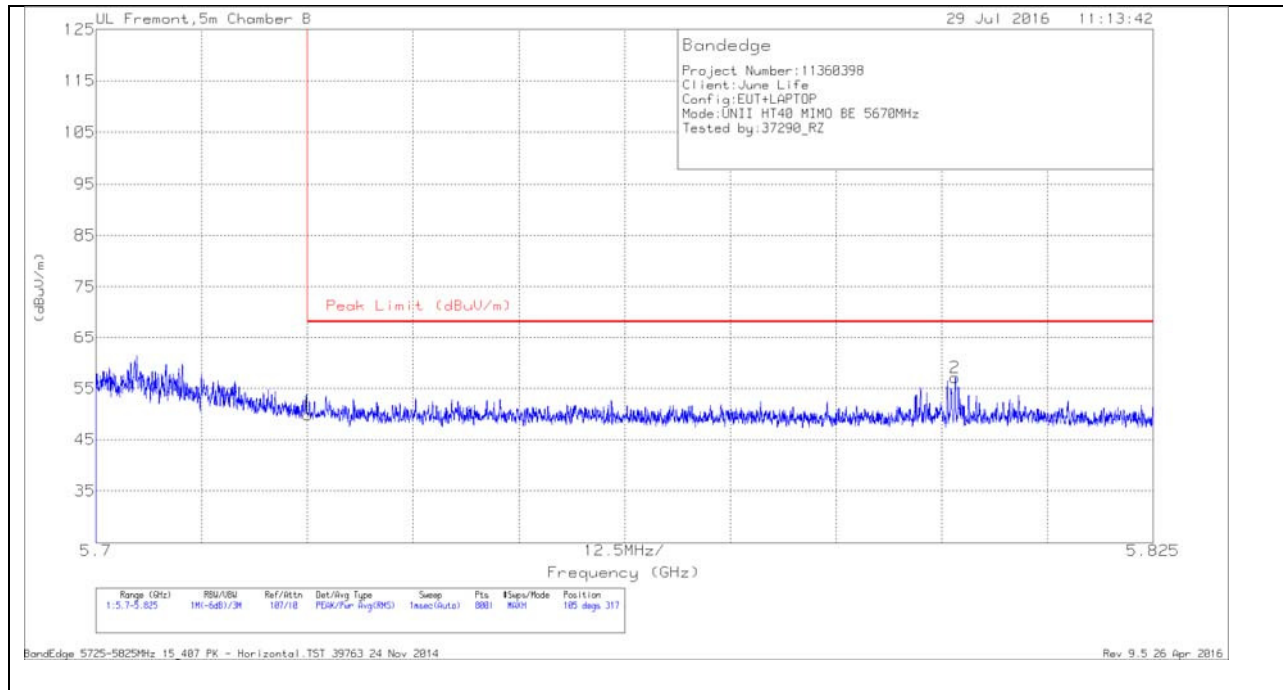
Trace Markers

Marker	Frequency (GHz)	Meter Reading (dBuV)	Det	AF T345 (dB/m)	Amp/Ch/Filt/Pad (dB)	DC Corr (dB)	Corrected Reading (dBuV/m)	Average Limit (dBuV/m)	Margin (dB)	Peak Limit (dBuV/m)	PK Margin (dB)	Azimuth (Degs)	Height (cm)	Polarity
2	5.469	47.99	Pk	34.5	-20.7	0	61.79	-	-	74	-12.21	344	181	V
1	5.47	43.92	Pk	34.5	-20.9	0	57.52	-	-	74	-16.48	344	181	V
3	5.47	35.58	RMS	34.5	-20.9	.17	49.35	54	-4.65	-	-	344	181	V
4	5.47	37.15	RMS	34.5	-20.8	.17	51.02	54	-2.98	-	-	344	181	V

Pk - Peak detector
 RMS - RMS detection

AUTHORIZED BANDEGE (HIGH CHANNEL)

HORIZONTAL RESULTS

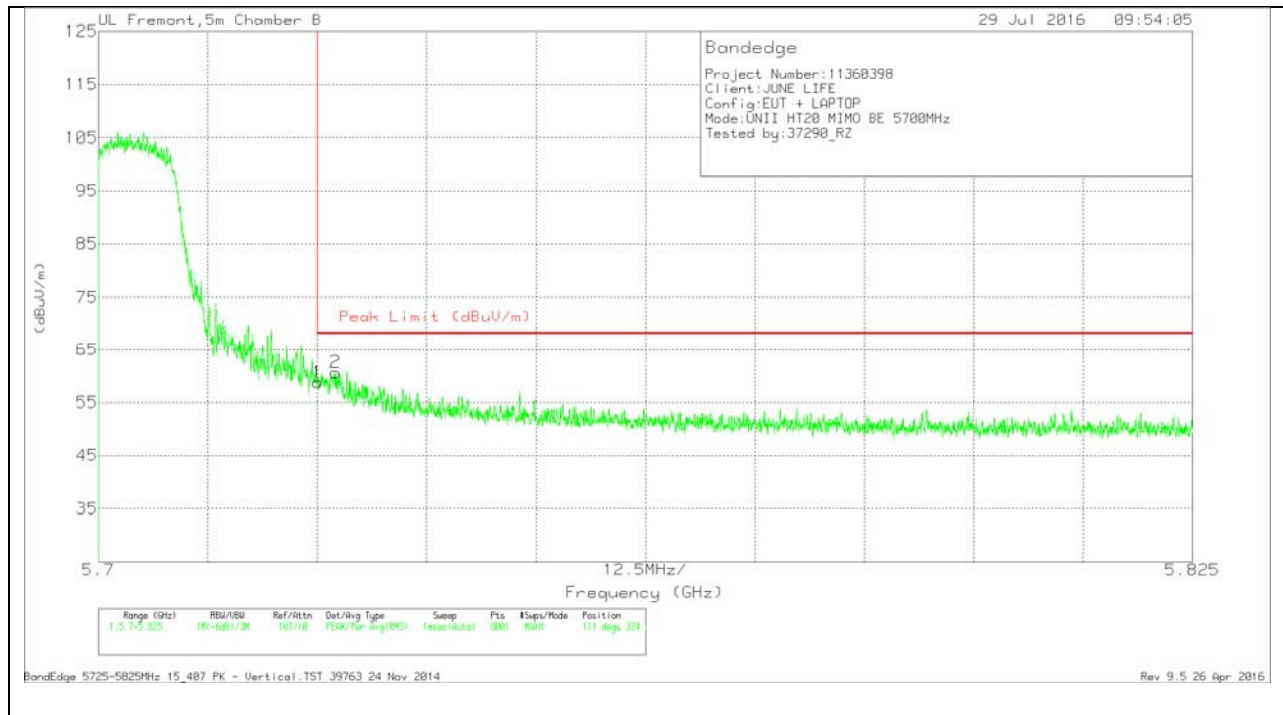


Trace Markers

Marker	Frequency (GHz)	Meter Reading (dBuV)	Det	AF T345 (dB/m)	Amp/Cbl/Filtr/Pad (dB)	Corrected Reading (dBuV/m)	Peak Limit (dBuV/m)	PK Margin (dB)	Azimuth (Degs)	Height (cm)	Polarity
1	5.725	36.69	Pk	34.9	-21.7	49.89	68.2	-18.31	105	317	H
2	5.802	43.49	Pk	35.1	-21.5	57.09	68.2	-11.11	105	317	H

Pk - Peak detector

VERTICAL RESULTS



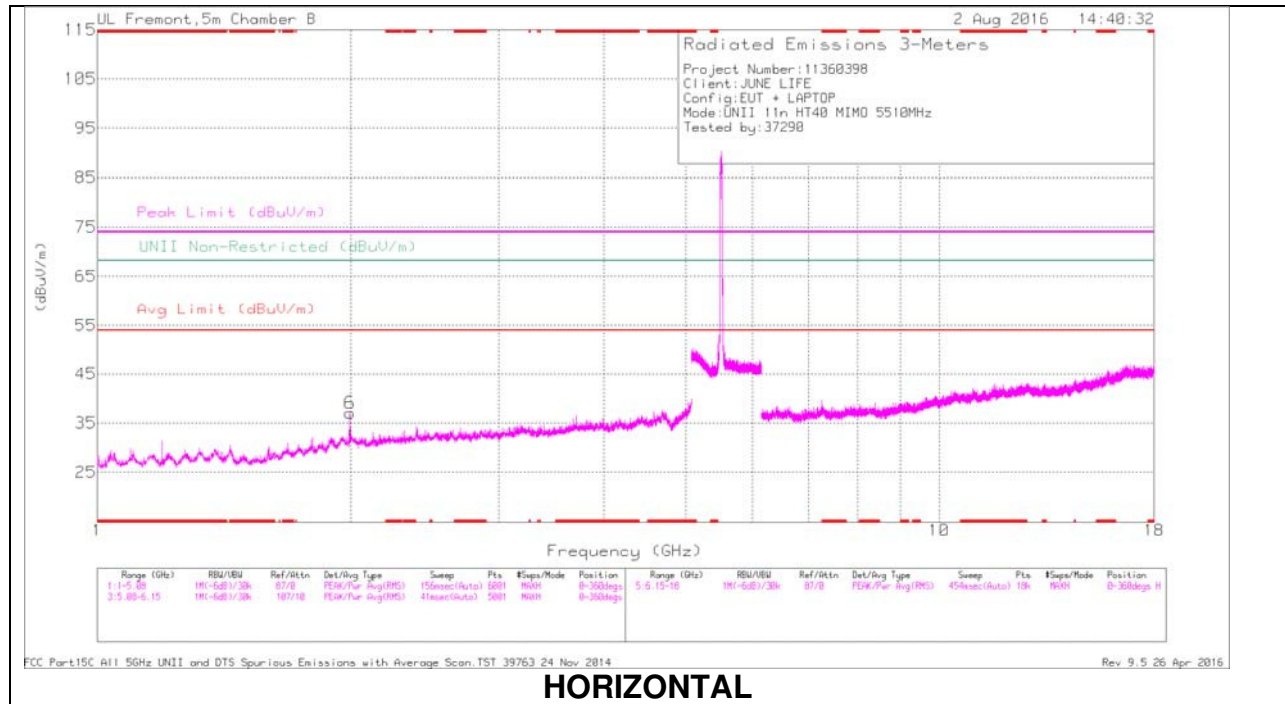
Trace Markers

Marker	Frequency (GHz)	Meter Reading (dBuV)	Det	AF T345 (dB/m)	Amp/Cbl/Filtr/Pad (dB)	Corrected Reading (dBuV/m)	Peak Limit (dBuV/m)	PK Margin (dB)	Azimuth (Degs)	Height (cm)	Polarity
1	5.725	40.77	Pk	34.9	-21.7	53.97	68.2	-14.23	161	127	V
2	5.8	49.26	Pk	35.1	-21.4	62.96	68.2	-5.24	161	127	V

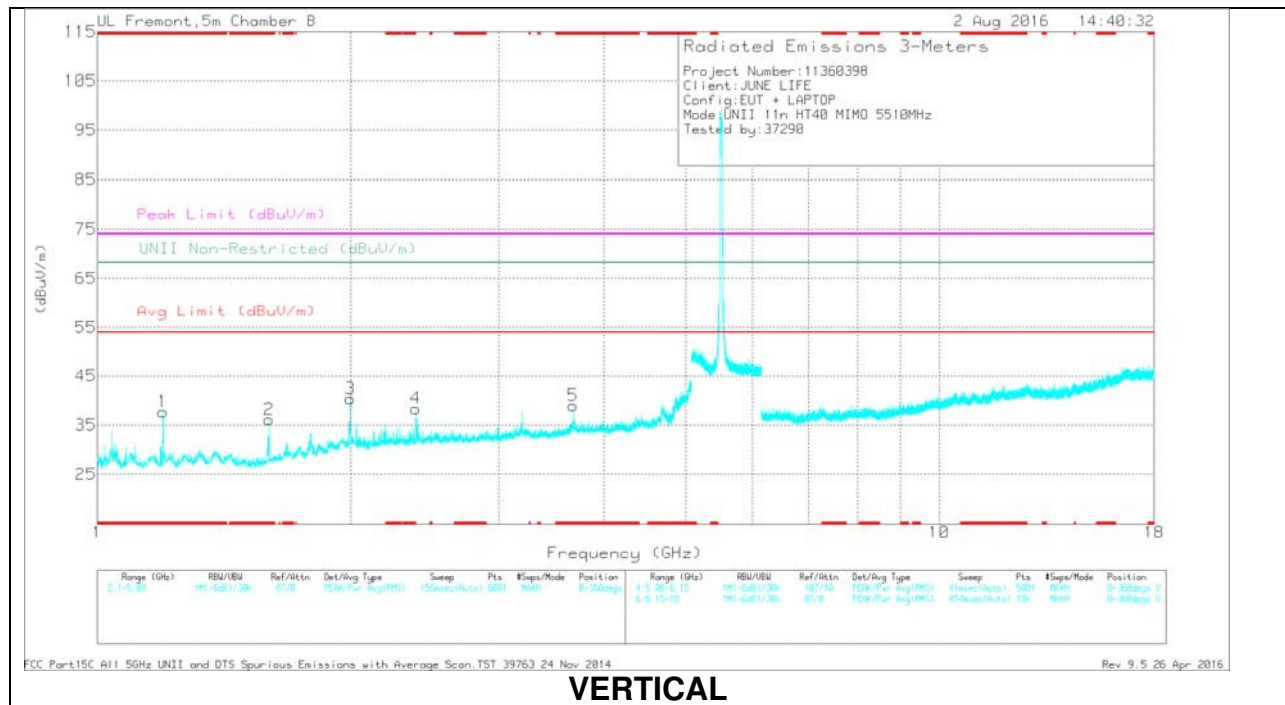
Pk - Peak detector

HARMONICS AND SPURIOUS EMISSIONS

LOW CHANNEL RESULTS



HORIZONTAL



VERTICAL

LOW CHANNEL DATA

Trace Markers

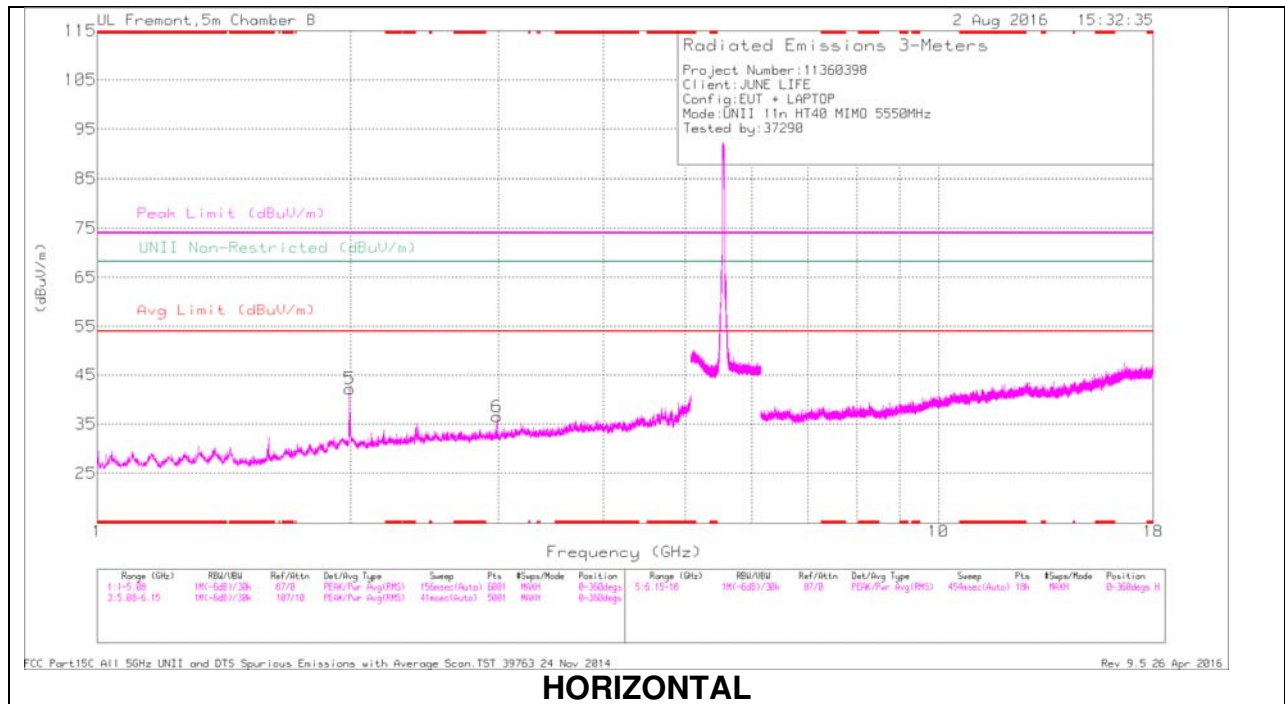
Marker	Frequency (Hz)	Meter Reading (dBuV)	Det	AF T345 (dB/m)	Amp/Cou/Fbr/Pad (dB)	DC Corr (dB)	Corrected Reading (dBuV/m)	Avg Limit (dBuV/m)	Margin (dB)	Peak Limit (dBuV/m)	PK Margin (dB)	UNII Non-Restricted (dBuV/m)	PK Margin (dB)	Azimuth (Degs)	Height (cm)	Polarity
1	* 1.198	55.48	PK-U	28.3	-35.8	0	47.98	-	-	74	-26.02	68.2	-20.22	58	184	V
	* 1.198	33.94	ADR	28.3	-35.8	-17	26.61	54	-27.39	-	-	-	-	58	184	V
2	* 1.598	50.36	PK-U	28.1	-35.2	0	43.26	-	-	74	-30.74	68.2	-24.94	225	127	V
	* 1.599	33.7	ADR	28.1	-35.1	-17	26.87	54	-27.13	-	-	-	-	225	127	V
5	* 2.389	51.79	PK-U	32.1	-34.6	0	49.29	-	-	74	-24.71	68.2	-18.91	279	143	V
	* 2.386	30.41	ADR	32.1	-34.5	-17	28.18	54	-25.82	-	-	-	-	279	143	V
6	* 3.673	43.29	PK-U	33.3	-33.3	0	43.29	-	-	74	-30.71	68.2	-24.91	198	191	V
	* 3.673	35.39	ADR	33.3	-33.3	-17	35.56	54	-18.44	-	-	-	-	198	191	V
4	1.997	50.05	PK-U	31.5	-34.1	0	47.45	-	-	-	-	68.2	-20.75	76	186	H

* - indicates frequency in CFR15.205/IC8.10 Restricted Band

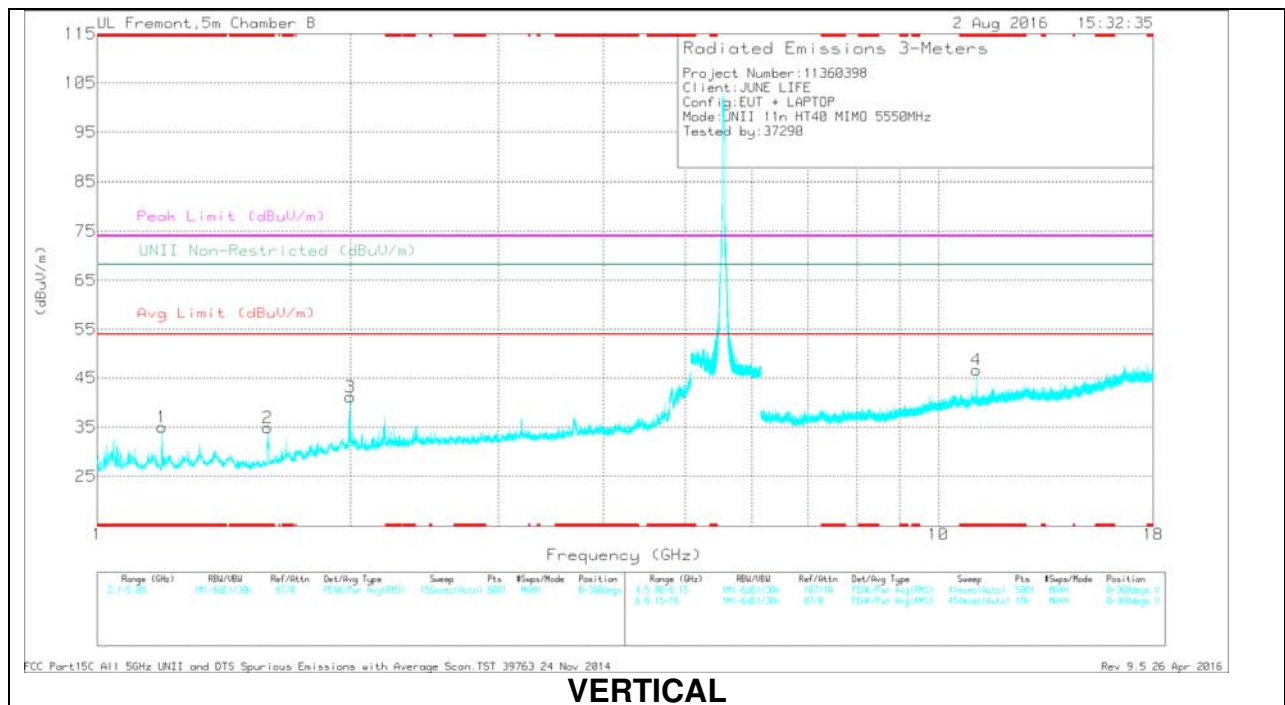
PK-U - U-NII: Maximum Peak

ADR - U-NII AD primary method, RMS average

MID CHANNEL RESULTS



HORIZONTAL



VERTICAL

MID CHANNEL DATA

Trace Markers

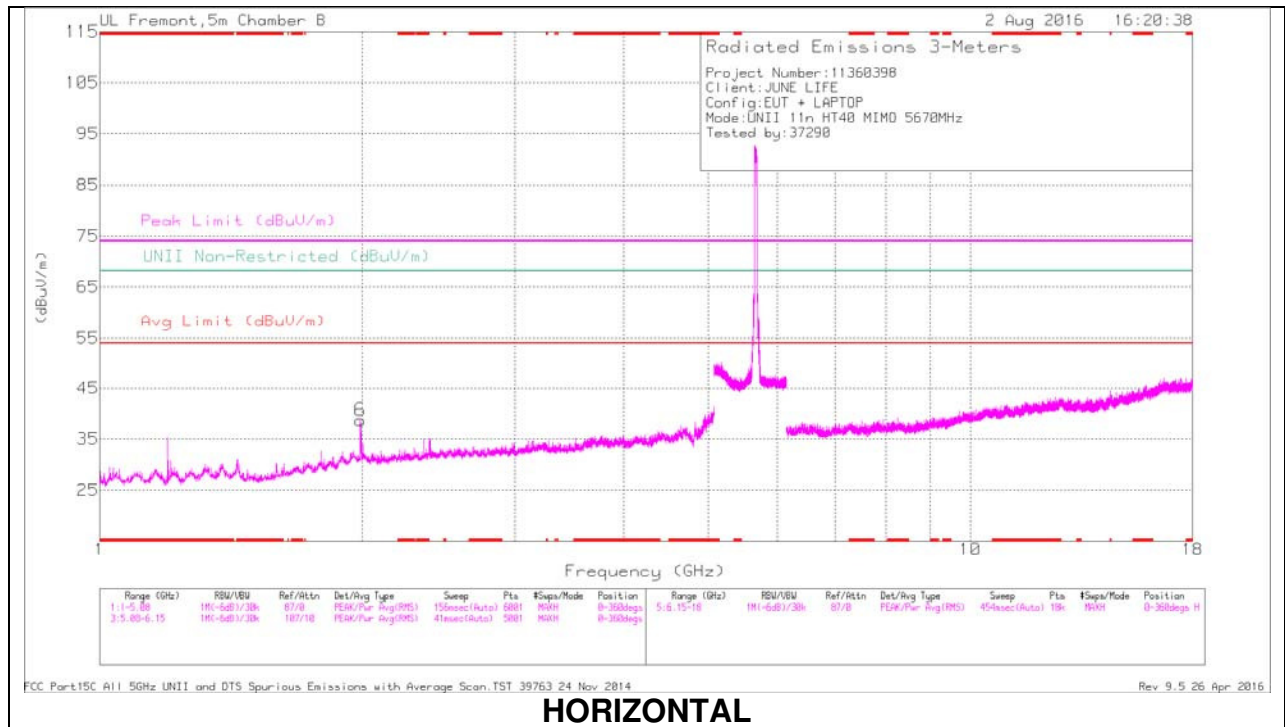
Marker	Frequency (GHz)	Meter Reading (dBm)	Det	AF T345 (dB/m)	Amp/Ch/FR/Pad (dB)	DC Corr (dB)	Corrected Reading (dBm)	Avg Limit (dBuV/m)	Margin (dB)	Peak Limit (dBuV/m)	PK Margin (dB)	UNII Non-Restricted (dBuV/m)	PK Margin (dB)	Azimuth (Degs)	Height (cm)	Polarity
1	* 1.196	50.05	PK-U	28.3	-35.8	0	42.55	-	-	74	-31.45	68.2	-25.65	84	322	V
	* 1.195	32.01	ADR	28.3	-35.8	-17	24.68	54	-29.32	-	-	-	-	84	322	V
2	* 1.596	52.42	PK-U	28.1	-35.2	0	45.32	-	-	74	-28.68	68.2	-22.88	212	300	V
	* 1.596	35.88	ADR	28.1	-35.2	-17	28.95	54	-25.05	-	-	-	-	212	300	V
4	* 11.1	38.06	PK-U	37.9	-26.1	0	49.86	-	-	74	-24.14	68.2	-18.34	152	158	V
	* 11.1	27.89	ADR	37.9	-26.1	-17	39.86	54	-14.14	-	-	-	-	152	158	V
5	1.996	51.13	PK-U	31.5	-34.1	0	48.53	-	-	-	-	68.2	-19.67	62	197	H
3	1.998	52.2	PK-U	31.5	-34.2	0	49.5	-	-	-	-	68.2	-18.7	173	139	V
6	2.987	45.16	PK-U	32.5	-33.7	0	43.96	-	-	-	-	68.2	-24.24	76	188	H

* - indicates frequency in CFR15.205/IC8.10 Restricted Band

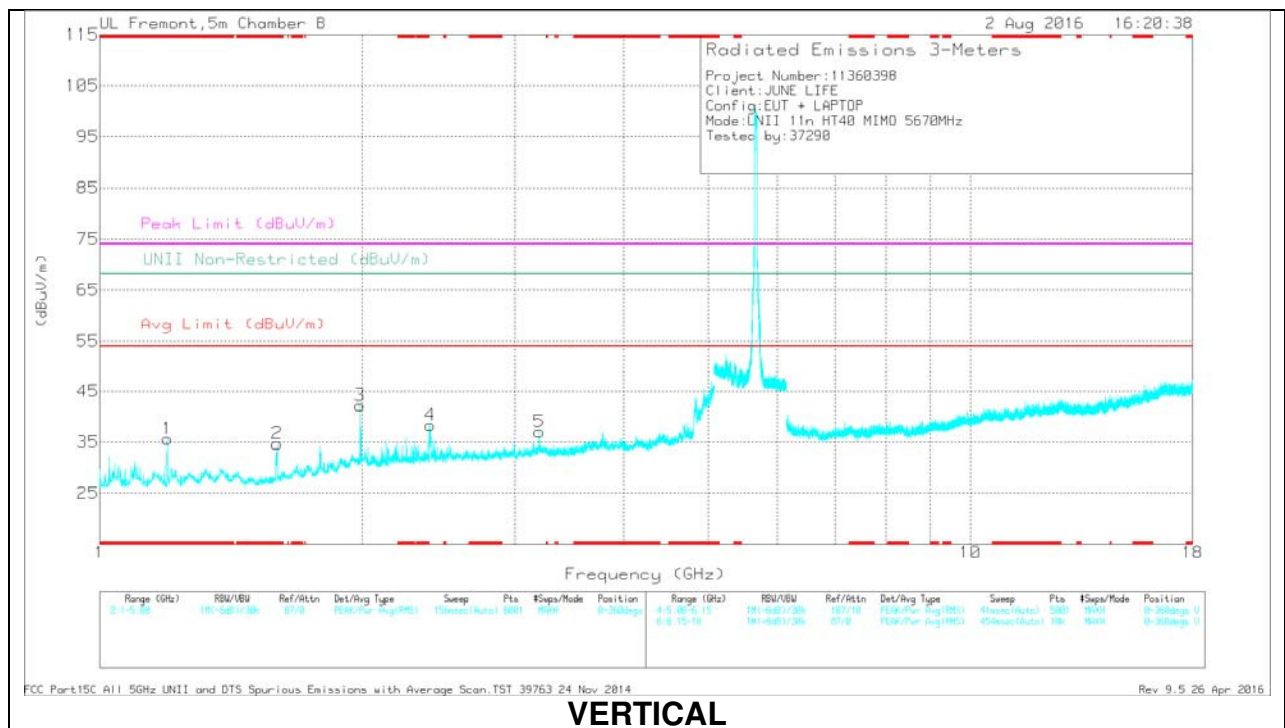
PK-U - U-NII: Maximum Peak

ADR - U-NII AD primary method, RMS average

HIGH CHANNEL RESULTS



HORIZONTAL



VERTICAL

HIGH CHANNEL DATA

Trace Markers

Marker	Frequency (Hz)	Meter Reading (dBuV)	Det	AF 1345 (dB/m)	Amp/Cb/Filt/Pad (dB)	DC Corr (dB)	Corrected Reading (dBuV/m)	Avg Limit (dBuV/m)	Margin (dB)	Peak Limit (dBuV/m)	PK Margin (dB)	UNII Non-Restricted (dBuV/m)	PK Margin (dB)	Azimuth (Degs)	Height (cm)	Polarity
1	* 1.2	55.24	PK-U	28.3	-35.8	0	47.74	-	-	74	-26.26	-	-	54	288	V
	* 1.195	35.08	ADR	28.3	-35.8	-17	27.75	54	-26.25	-	-	-	-	54	288	V
2	* 1.597	50.31	PK-U	28.1	-35.2	0	43.21	-	-	74	-30.79	-	-	195	144	V
	* 1.599	32.9	ADR	28.1	-35.1	-17	26.07	54	-27.93	-	-	-	-	195	144	V
3	1.997	54.74	PK-U	31.5	-34.1	0	52.14	-	-	-	-	68.2	-16.06	67	204	V
6	1.999	51.27	PK-U	31.5	-34.2	0	48.57	-	-	-	-	68.2	-19.63	67	216	H
4	2.393	52.57	PK-U	32.2	-34.6	0	50.17	-	-	-	-	68.2	-18.03	269	127	V
5	3.192	46.37	PK-U	33	-32.9	0	46.47	-	-	-	-	68.2	-21.73	197	163	V

* - indicates frequency in CFR15.205/IC8.10 Restricted Band

Pk - Peak detector

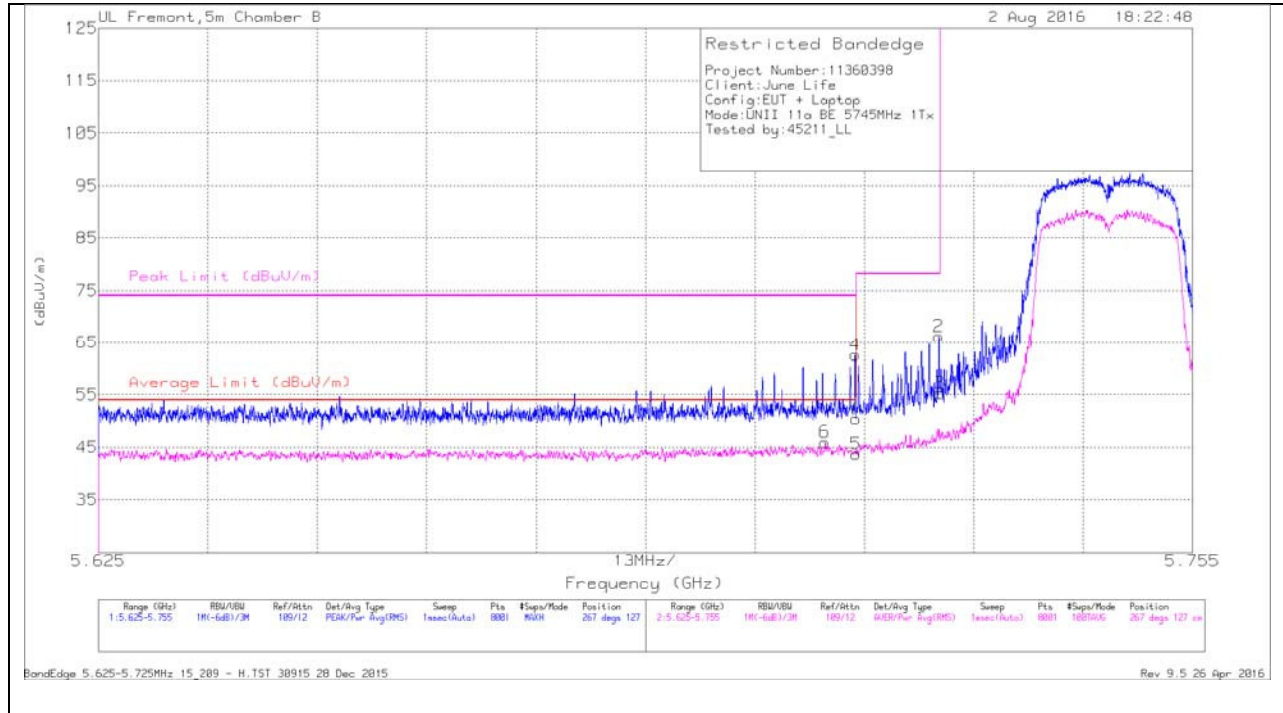
PK-U - U-NII: Maximum Peak

ADR - U-NII AD primary method, RMS average

8.2.10. TX ABOVE 1 GHz 802.11a MODE IN THE 5.8 GHz BAND

RESTRICTED BANDEDGE (LOW CHANNEL)

HORIZONTAL RESULTS

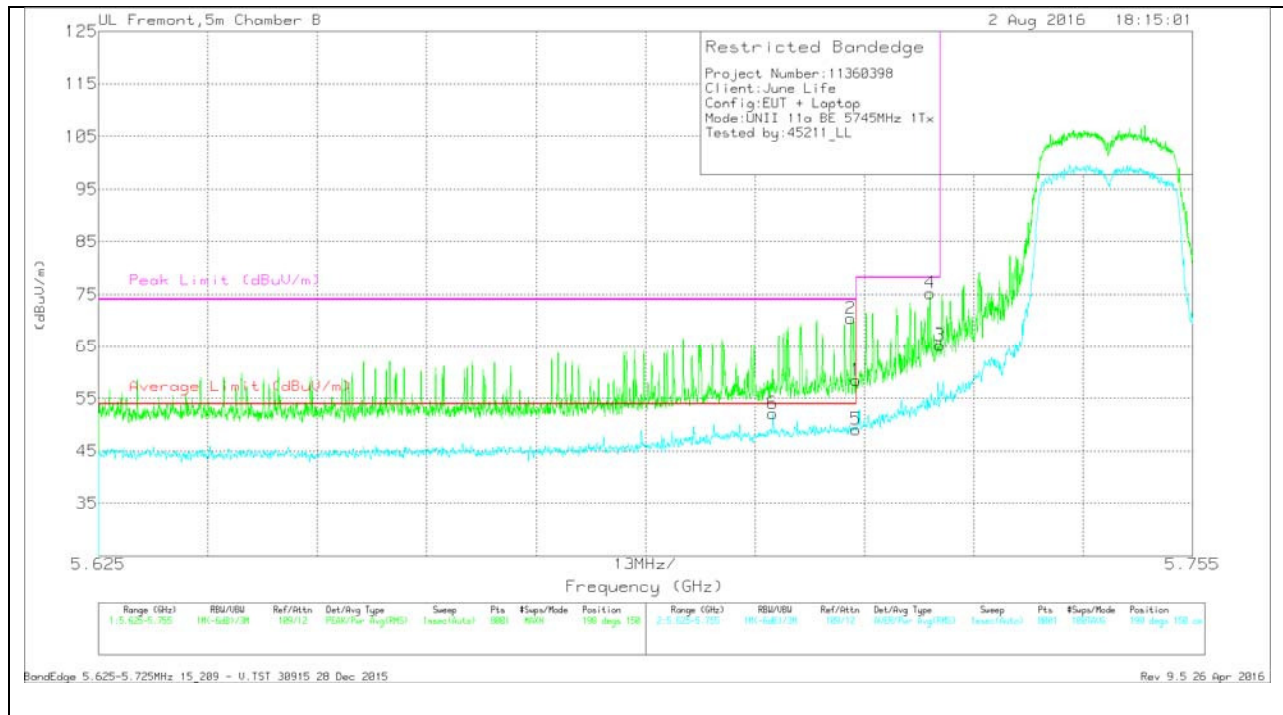


Trace Markers

Marker	Frequency (GHz)	Meter Reading (dBuV)	Det	AF T345 (dB/m)	Amp/Ch/Flt/Pad (dB)	DC Corr (dB)	Corrected Reading (dBuV/m)	Average Limit (dBuV/m)	Margin (dB)	Peak Limit (dBuV/m)	PK Margin (dB)	Azimuth (Degs)	Height (cm)	Polarity
6	5.711	32.64	RMS	34.9	-21.6	0	45.94	54	-8.06	-	-	267	127	H
1	5.715	37.1	Pk	34.9	-21.6	0	50.4	-	-	74	-23.6	267	127	H
4	5.715	49.29	Pk	34.9	-21.6	0	62.59	-	-	74	-11.41	267	127	H
5	5.715	30.42	RMS	34.9	-21.6	0	43.72	54	-10.28	-	-	267	127	H
2	5.725	52.96	Pk	34.9	-21.7	0	66.16	-	-	78.2	-12.04	267	127	H
3	5.725	42.06	Pk	34.9	-21.7	0	55.26	-	-	78.2	-22.94	267	127	H

Pk - Peak detector
 RMS - RMS detection

VERTICAL RESULTS



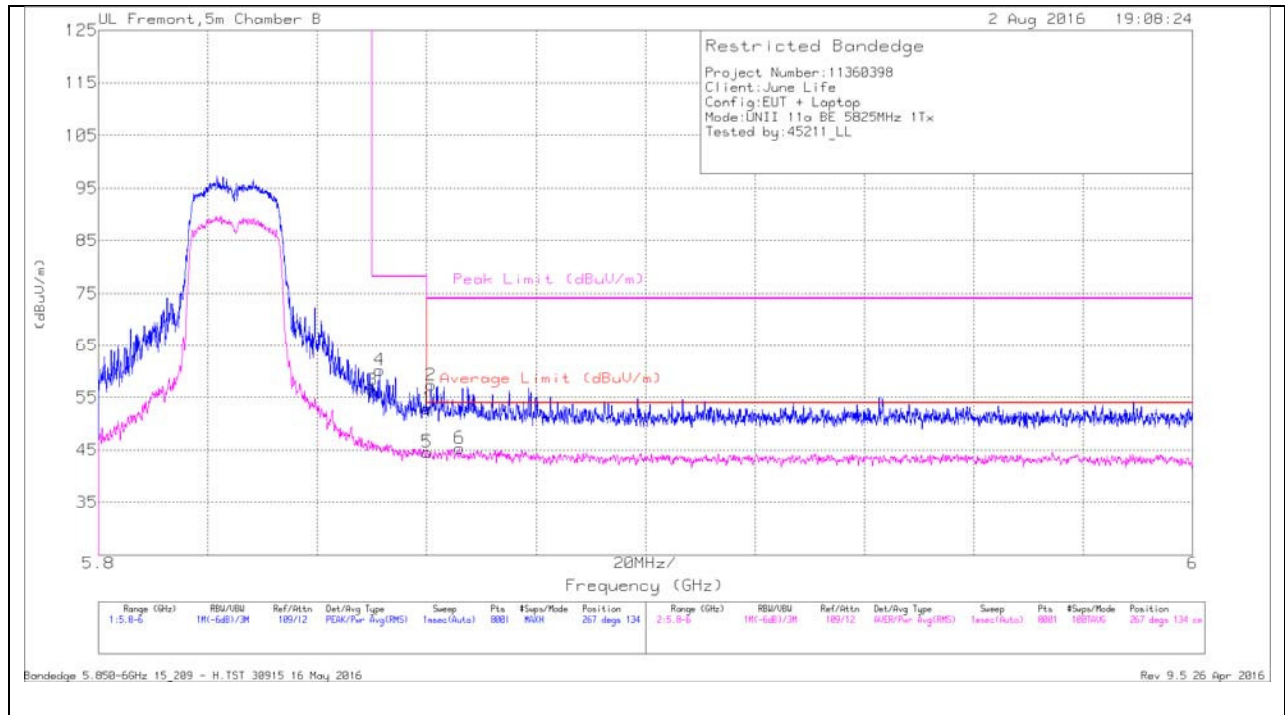
Trace Markers

Marker	Frequency (GHz)	Meter Reading (dBuV)	Det	AF T345 (dB/m)	Amp/Cb/Pltr/Pad (dB)	DC Corr (dB)	Corrected Reading (dBuV/m)	Average Limit (dBuV/m)	Margin (dB)	Peak Limit (dBuV/m)	PK Margin (dB)	Azimuth (Degs)	Height (cm)	Polarity
6	5.705	38.51	RMS	34.9	-21.3	0	52.11	54	-1.89	-	-	198	150	V
2	5.714	57.24	Pk	34.9	-21.7	0	70.44	-	-	74	-3.56	198	150	V
1	5.715	45.17	Pk	34.9	-21.6	0	58.47	-	-	74	-15.53	198	150	V
5	5.715	35.81	RMS	34.9	-21.6	0	49.11	54	-4.89	-	-	198	150	V
4	5.724	62	Pk	34.9	-21.7	0	75.2	-	-	78.2	-3	198	150	V
3	5.725	52.05	Pk	34.9	-21.7	0	65.25	-	-	78.2	-12.95	198	150	V

Pk - Peak detector
 RMS - RMS detection

AUTHORIZED BANDEGE (HIGH CHANNEL)

HORIZONTAL RESULTS

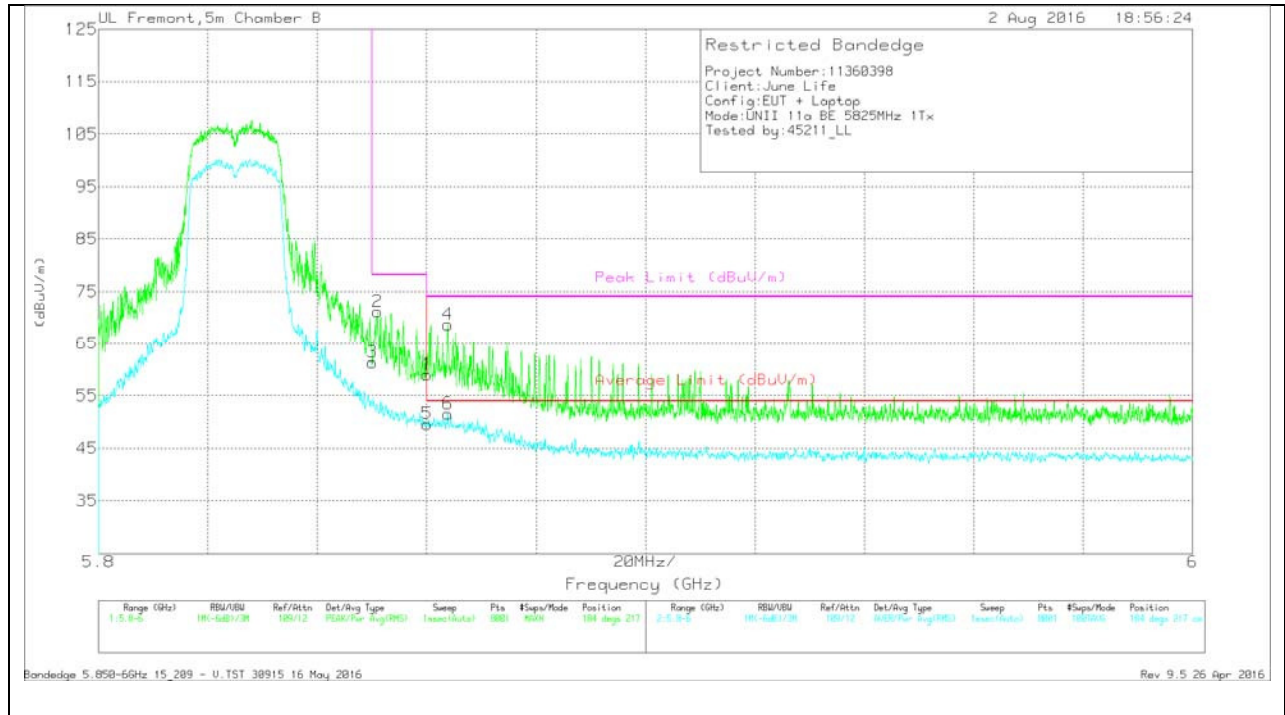


Trace Markers

Marker	Frequency (GHz)	Meter Reading (dBuV)	Det	AF T345 (dB/m)	Amp/Cb/Flt/Pad (dB)	DC Corr (dB)	Corrected Reading (dBuV/m)	Average Limit (dBuV/m)	Margin (dB)	Peak Limit (dBuV/m)	PK Margin (dB)	Azimuth (Degs)	Height (cm)	Polarity
3	5.85	42.76	Pk	35.2	-21.6	0	56.36	-	-	78.2	-21.84	267	134	H
4	5.851	46.5	Pk	35.2	-21.5	0	60.2	-	-	78.2	-18	267	134	H
1	5.86	39.25	Pk	35.2	-21.5	0	52.95	-	-	74	-21.05	267	134	H
5	5.86	30.84	RMS	35.2	-21.5	0	44.54	54	-9.46	-	-	267	134	H
2	5.861	43.78	Pk	35.2	-21.6	0	57.38	-	-	74	-16.62	267	134	H
6	5.866	31.58	RMS	35.2	-21.5	0	45.28	54	-8.72	-	-	267	134	H

Pk - Peak detector
 RMS - RMS detection

VERTICAL RESULTS



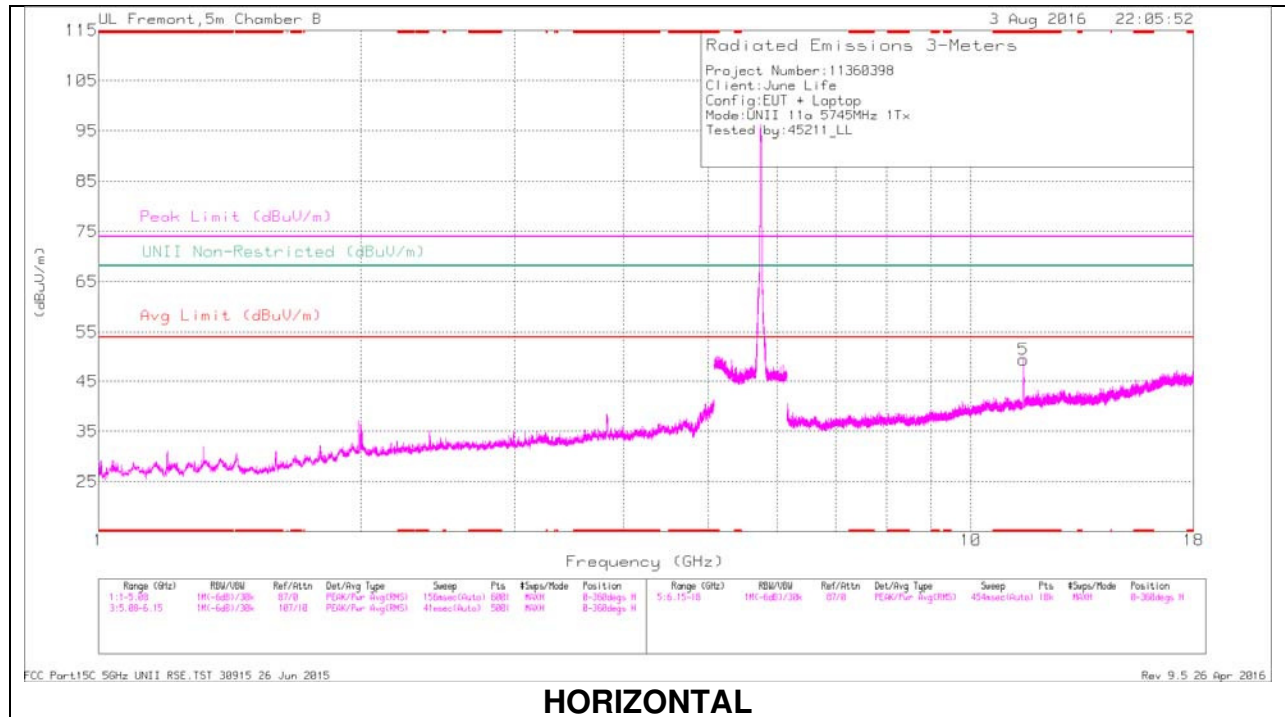
Trace Markers

Marker	Frequency (GHz)	Meter Reading (dBuV)	Det	Af T345 (dB/m)	Amp/Cb/Filt/Pad (dB)	DC Corr (dB)	Corrected Reading (dBuV/m)	Average Limit (dBuV/m)	Margin (dB)	Peak Limit (dBuV/m)	PK Margin (dB)	Azimuth (Degs)	Height (cm)	Polarity
3	5.85	47.69	Pk	35.2	-21.6	0	61.29	-	-	78.2	-16.91	184	217	V
2	5.851	57.47	Pk	35.2	-21.5	0	71.17	-	-	78.2	-7.03	184	217	V
1	5.86	45.33	Pk	35.2	-21.5	0	59.03	-	-	74	-14.97	184	217	V
5	5.86	35.91	RMS	35.2	-21.5	0	49.61	54	-4.39	-	-	184	217	V
4	5.864	54.88	Pk	35.2	-21.4	0	68.68	-	-	74	-5.32	184	217	V
6	5.864	37.76	RMS	35.2	-21.4	0	51.56	54	-2.44	-	-	184	217	V

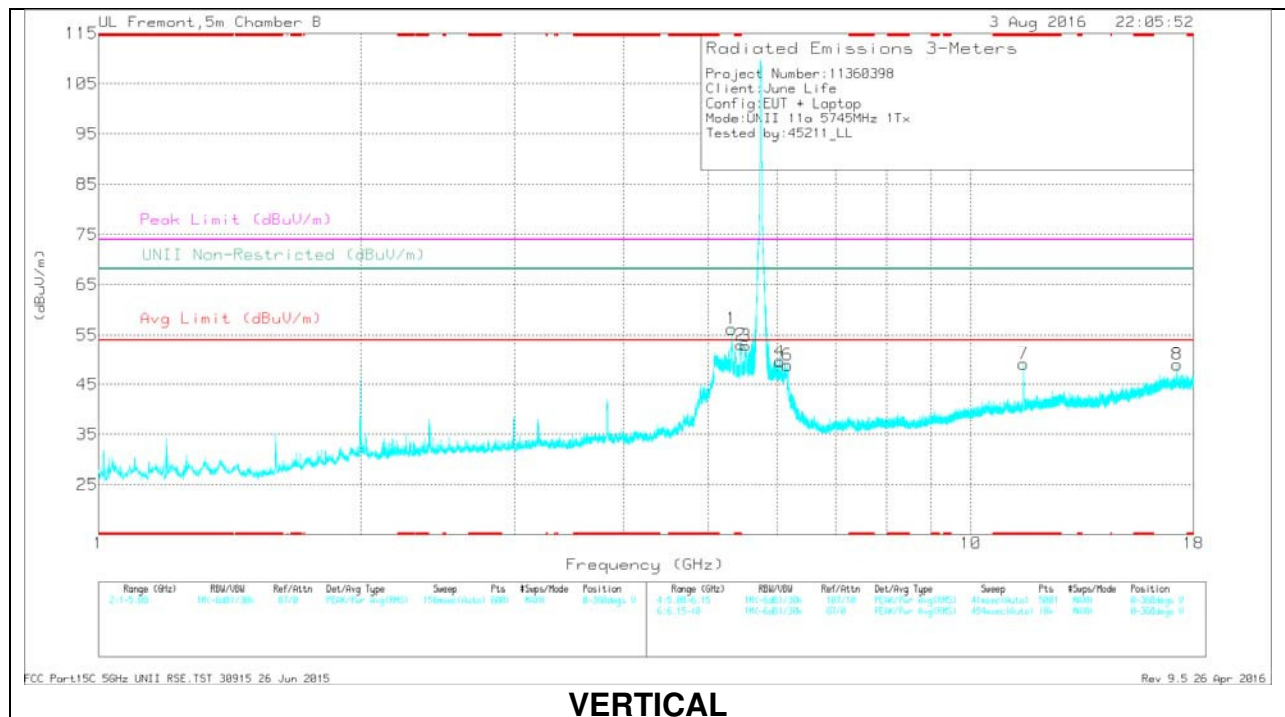
Pk - Peak detector
 RMS - RMS detection

HARMONICS AND SPURIOUS EMISSIONS

LOW CHANNEL RESULTS



HORIZONTAL



VERTICAL

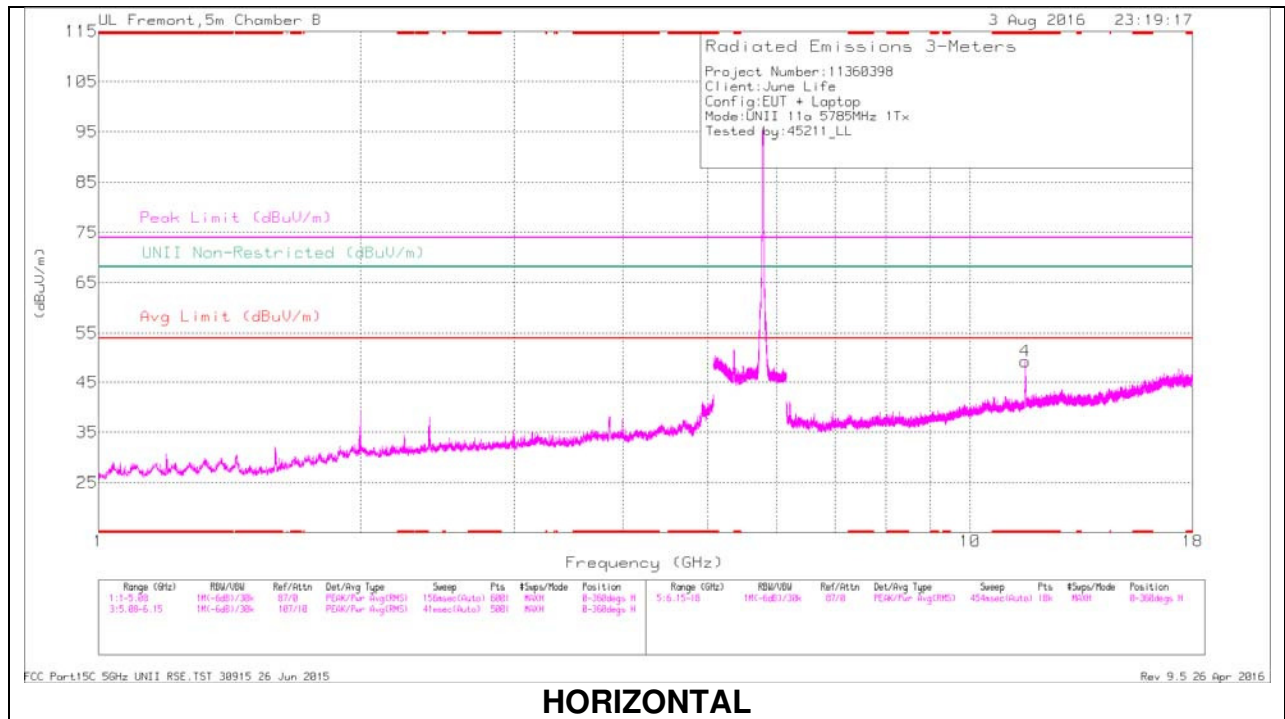
LOW CHANNEL DATA

Trace Markers

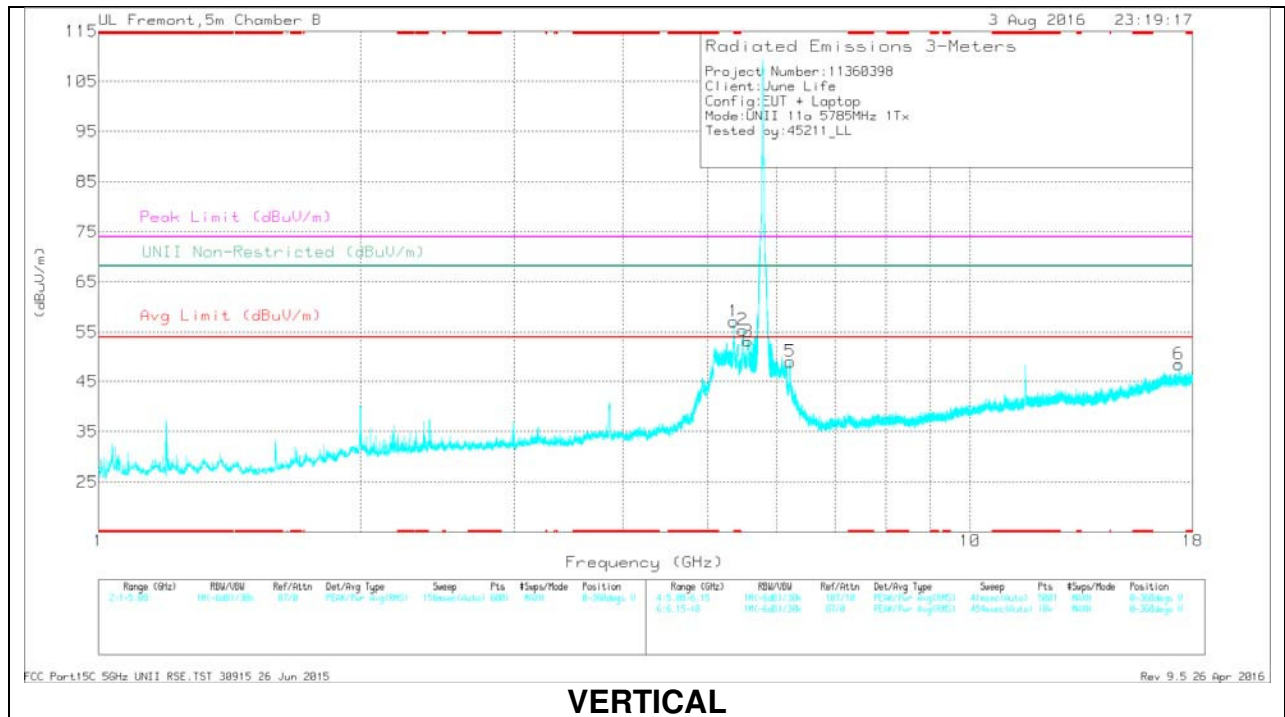
Marker	Frequency (GHz)	Meter Reading (dBm)	Det	AF T345 (dB/m)	Amp/Cou/Filt/Pad (dB)	DC Corr (dB)	Corrected Reading (dBuV/m)	Avg Limit (dBuV/m)	Margin (dB)	Peak Limit (dBuV/m)	PK Margin (dB)	U-NII Non-Restricted (dBuV/m)	PK Margin (dB)	Azimuth (Degs)	Height (cm)	Polarity
2	* 5.446	46.65	PK-U	34.5	-20.9	0	60.25	-	-	74	-13.75	-	-	174	143	V
	* 5.444	36.83	ADR	34.5	-20.8	0	50.53	54	-3.47	-	-	-	-	174	143	V
5	* 11.489	44.91	PK-U	38.3	-25.8	0	57.41	-	-	74	-16.59	-	-	148	188	H
	* 11.49	34.64	ADR	38.3	-25.8	0	47.14	54	-6.86	-	-	-	-	148	188	H
7	* 11.489	46.18	PK-U	38.3	-25.8	0	58.68	-	-	74	-15.32	-	-	212	124	V
	* 11.49	34.55	ADR	38.3	-25.8	0	47.05	54	-6.95	-	-	-	-	212	124	V
1	5.319	47.21	PK-U	34.5	-19.9	0	61.81	-	-	-	-	68.2	-6.39	171	204	V
3	5.524	47.98	PK-U	34.5	-21.3	0	61.18	-	-	-	-	68.2	-7.02	173	190	V
4	6.042	44.16	PK-U	35.3	-21.1	0	58.36	-	-	-	-	68.2	-9.84	212	198	V
6	6.173	51.55	PK-U	35.4	-31.1	0	55.85	-	-	-	-	68.2	-12.35	214	224	V
8	17.233	38.24	PK-U	41.3	-23.2	0	56.34	-	-	-	-	68.2	-11.86	197	105	V

* - indicates frequency in CFR15.205/IC8.10 Restricted Band
 PK-U - U-NII: Maximum Peak
 ADR - U-NII AD primary method, RMS average

MID CHANNEL RESULTS



HORIZONTAL



VERTICAL

MID CHANNEL DATA

Trace Markers

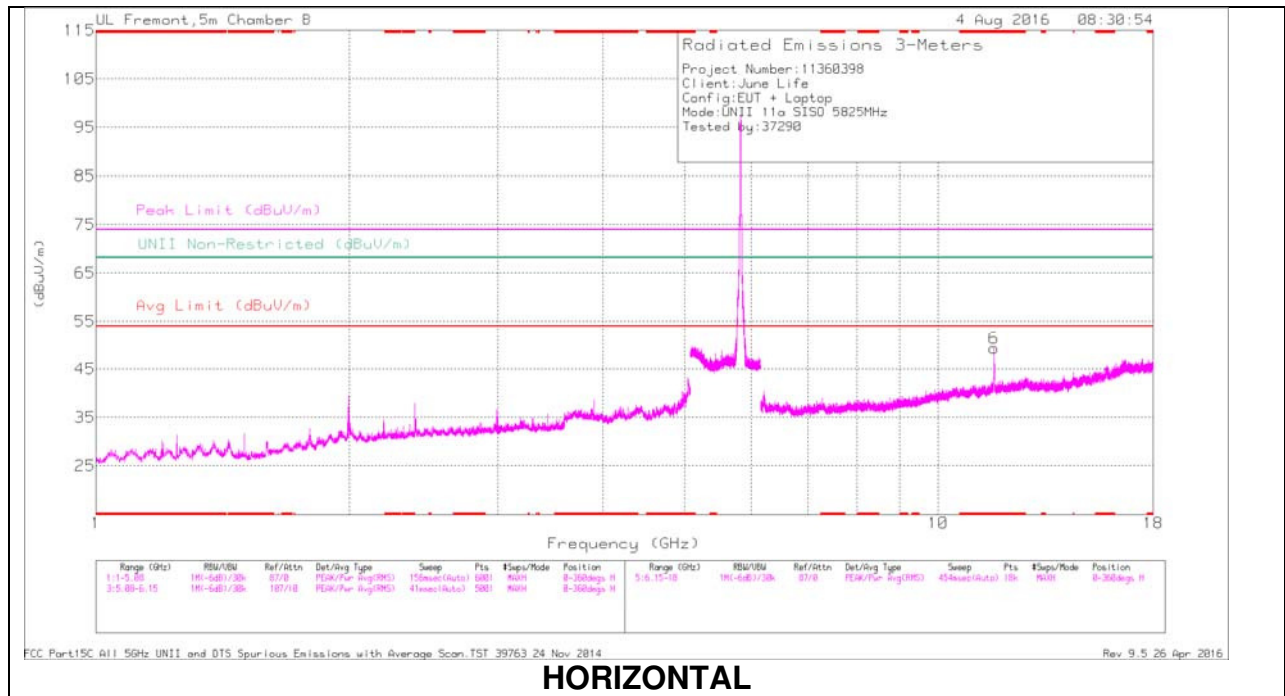
Marker	Frequency (GHz)	Meter Reading (dBm)	Det	AF T345 (dB/m)	Amp/Cou/Filt/Pad (dB)	DC Corr (dB)	Corrected Reading (dBuV/m)	Avg Limit (dBuV/m)	Margin (dB)	Peak Limit (dBuV/m)	PK Margin (dB)	UNII Non-Restricted (dBuV/m)	PK Margin (dB)	Azimuth (Degs)	Height (cm)	Polarity
1	* 5.356	49.37	PK-U	34.5	-20.4	0	63.47	-	-	74	-10.53	-	-	183	131	V
	* 5.357	39.37	ADR	34.5	-20.2	0	53.67	54	-33	-	-	-	-	183	131	V
4	* 11.569	42.47	PK-U	38.4	-24.9	0	55.97	-	-	74	-18.03	-	-	147	210	H
	* 11.57	31.74	ADR	38.4	-24.9	0	45.24	54	-8.76	-	-	-	-	147	210	H
2	5.488	48.74	PK-U	34.5	-20.9	0	62.34	-	-	-	-	68.2	-5.86	172	210	V
3	5.561	47.64	PK-U	34.5	-21.6	0	60.54	-	-	-	-	68.2	-7.66	194	179	V
5	6.214	52.14	PK-U	35.4	-31.3	0	56.24	-	-	-	-	68.2	-11.96	221	197	V
6	17.356	38.16	PK-U	41.3	-22.9	0	56.56	-	-	-	-	68.2	-11.64	196	105	V

* - indicates frequency in CFR15.205/IC8.10 Restricted Band

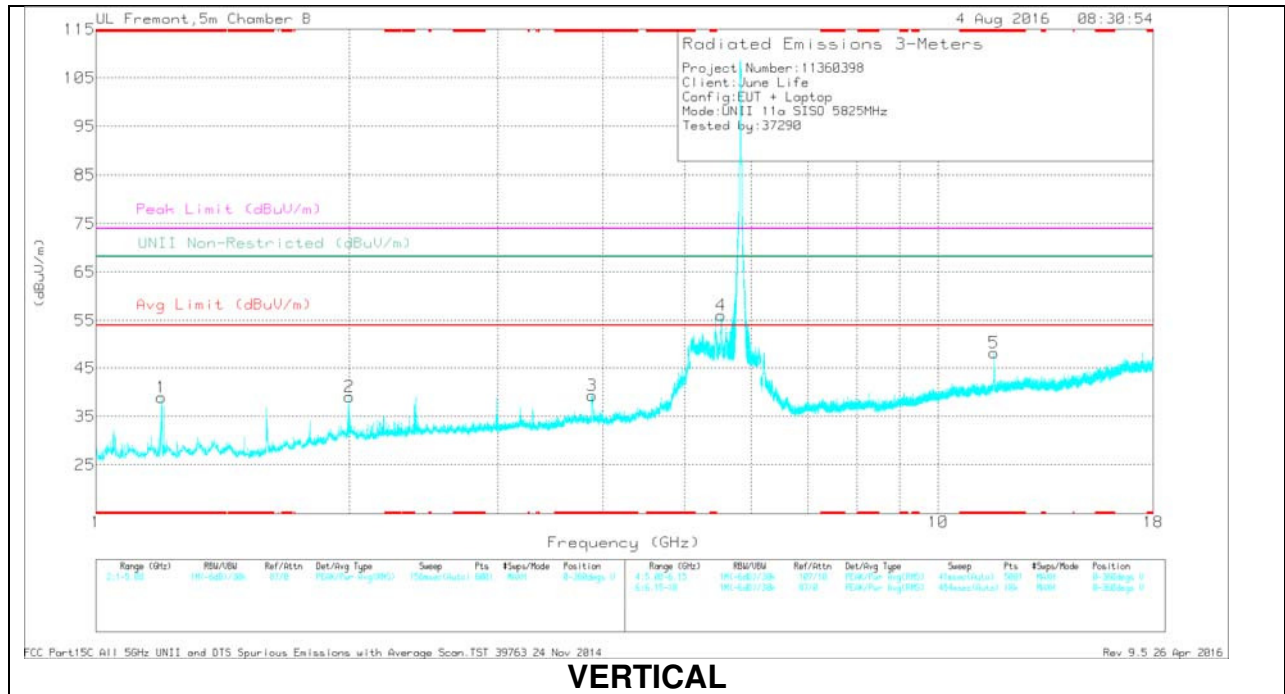
PK-U - U-NII: Maximum Peak

ADR - U-NII AD primary method, RMS average

HIGH CHANNEL RESULTS



HORIZONTAL



VERTICAL

HIGH CHANNEL DATA

Trace Markers

Marker	Frequency (GHz)	Meter Reading (dBuV)	Det	AF T345 (dB/m)	Amp/Ch/Fltr/Psd (dB)	Corrected Reading (dBuV/m)	Aug Limit (dBuV/m)	Margin (dB)	Peak Limit (dBuV/m)	PK Margin (dB)	UNII Non-Restricted (dBuV/m)	PK Margin (dB)	Asimuth (Degs)	Height (cm)	Polarity
1	* 1.197	56.28	PK-U	28.3	-35.8	48.78	-	-	74	-25.22	68.2	-19.42	39	187	V
	* 1.196	35.58	ADR	28.3	-35.8	28.08	54	-25.92	-	-	-	-	39	187	V
3	* 3.882	46.12	PK-U	33.3	-32.8	46.62	-	-	74	-27.38	68.2	-21.58	180	196	V
	* 3.881	36.85	ADR	33.3	-32.8	37.35	54	-16.65	-	-	-	-	180	196	V
6	* 11.653	43.66	PK-U	38.5	-25.2	56.96	-	-	74	-17.04	68.2	-11.24	164	285	H
	* 11.65	32.44	ADR	38.5	-25.1	45.84	54	-8.16	-	-	-	-	164	285	H
5	* 11.648	41.53	PK-U	38.5	-25	55.03	-	-	74	-18.97	68.2	-13.17	210	251	V
	* 11.649	30.31	ADR	38.5	-25.1	43.71	54	-10.29	-	-	-	-	210	251	V
2	1.999	53.72	PK-U	31.5	-34.2	51.02	-	-	74	-22.98	68.2	-17.18	61	193	V
4	5.525	48.11	PK-U	34.5	-20.9	61.71	-	-	74	-12.29	68.2	-6.49	161	228	V

* - indicates frequency in CFR15.205/IC8.10 Restricted Band

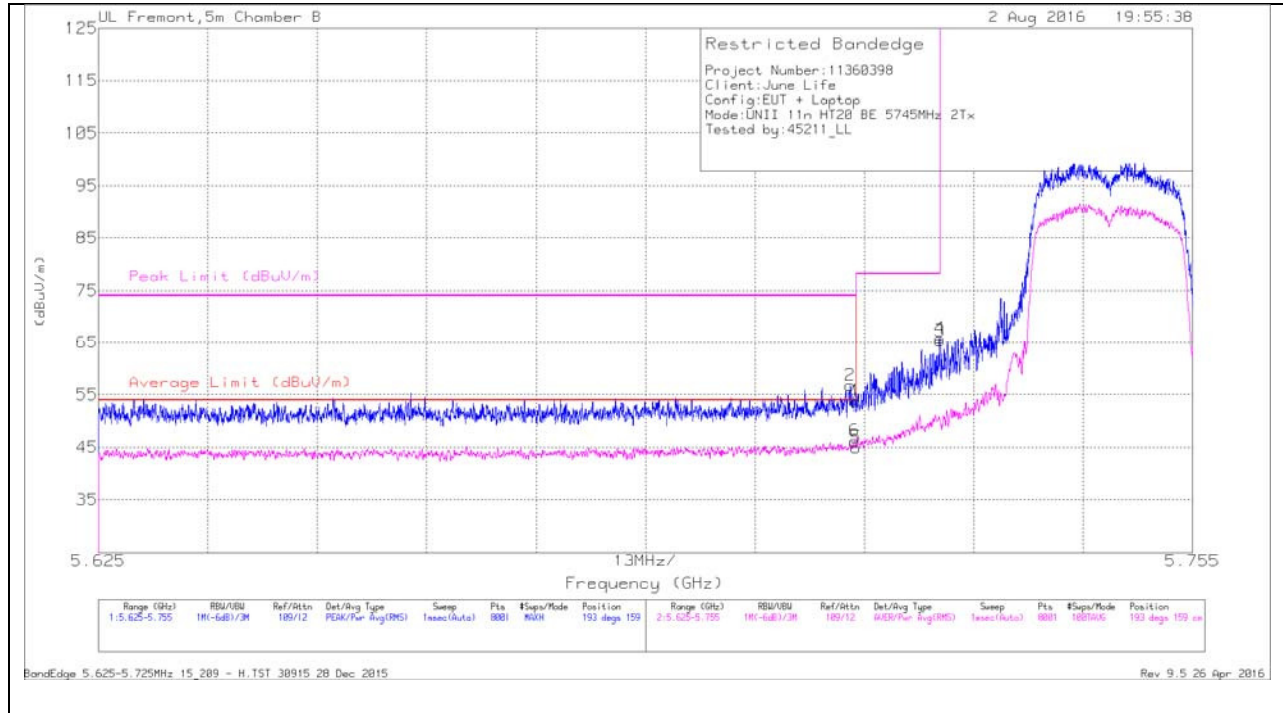
PK-U - U-NII: Maximum Peak

ADR - U-NII AD primary method, RMS average

8.2.11. TX ABOVE 1 GHz 802.11n HT20 MODE IN THE 5.8 GHz BAND

RESTRICTED BANDEDGE (LOW CHANNEL)

HORIZONTAL RESULTS

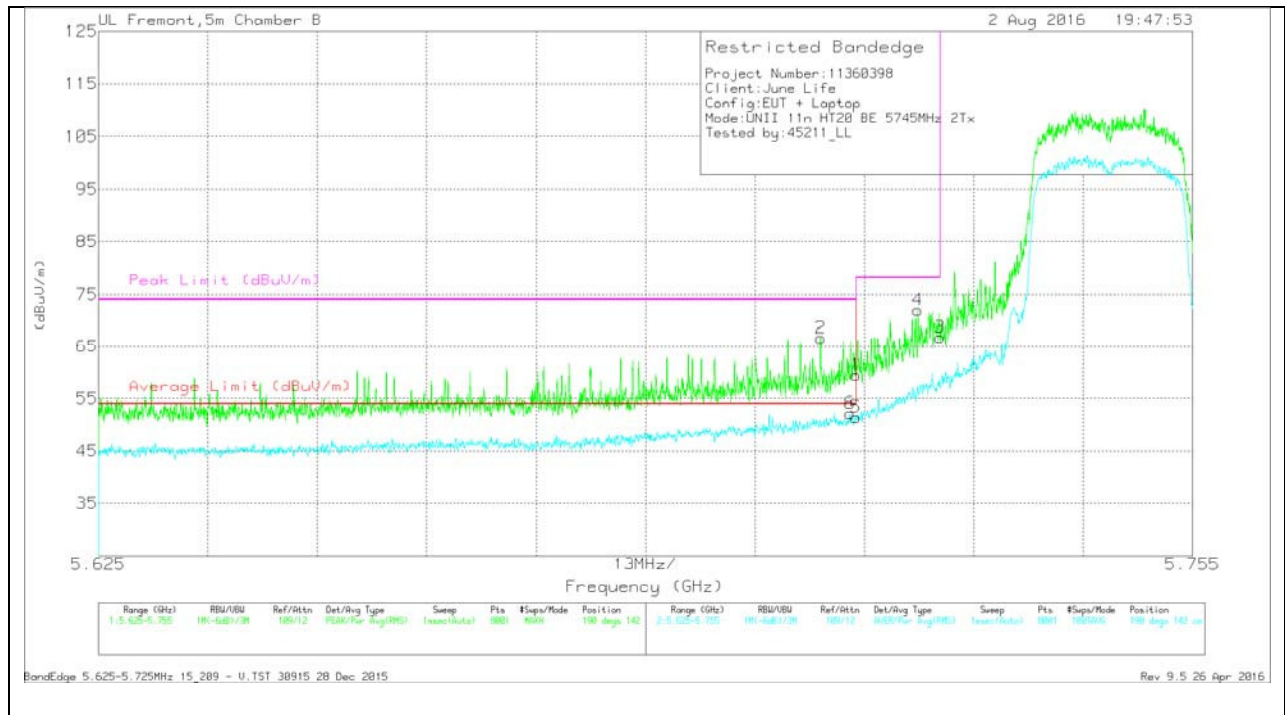


Trace Markers

Marker	Frequency (GHz)	Meter Reading (dBuV)	Det	AF T345 (dB/m)	Amp/Ch/Flt/Pad (dB)	DC Corr (dB)	Corrected Reading (dBuV/m)	Average Limit (dBuV/m)	Margin (dB)	Peak Limit (dBuV/m)	PK Margin (dB)	Altitude (Degs)	Height (cm)	Polarity
2	5.714	43.61	Pk	34.9	-21.8	0	56.71	-	-	74	-17.29	193	159	H
1	5.715	40.49	Pk	34.9	-21.6	0	53.79	-	-	74	-20.21	193	159	H
5	5.715	31.6	RMS	34.9	-21.6	.1	45	54	-9	-	-	193	159	H
6	5.715	32.93	RMS	34.9	-21.7	.1	46.23	54	-7.77	-	-	193	159	H
3	5.725	52.12	Pk	34.9	-21.7	0	65.32	-	-	78.2	-12.88	193	159	H
4	5.725	52.63	Pk	34.9	-21.7	0	65.83	-	-	78.2	-12.37	193	159	H

Pk - Peak detector
 RMS - RMS detection

VERTICAL RESULTS



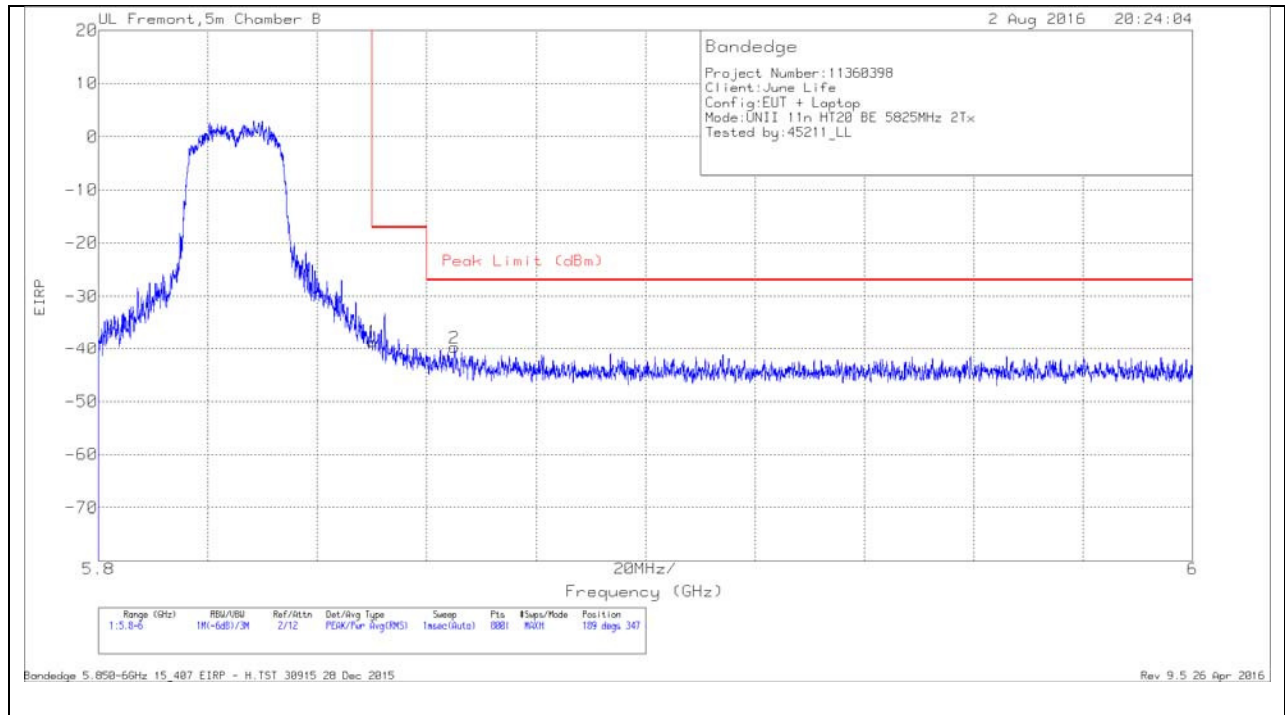
Trace Markers

Marker	Frequency (GHz)	Meter Reading (dBuV)	Det	AF T345 (dB/m)	Amp/CB/Pltr/Pad (dB)	DC Corr (dB)	Corrected Reading (dBuV/m)	Average Limit (dBuV/m)	Margin (dB)	Peak Limit (dBuV/m)	PK Margin (dB)	Azimuth (Deg)	Height (cm)	Polarity
2	5.711	53.25	Pk	34.9	-21.5	0	66.65	-	-	74	-7.35	190	142	V
6	5.714	38.96	RMS	34.9	-21.8	.1	52.16	54	-1.84	-	-	190	142	V
1	5.715	46.21	Pk	34.9	-21.6	0	59.51	-	-	74	-14.49	190	142	V
5	5.715	38	RMS	34.9	-21.6	.1	51.4	54	-2.6	-	-	190	142	V
4	5.722	58.71	Pk	34.9	-21.6	0	72.01	-	-	78.2	-6.19	190	142	V
3	5.725	53.55	Pk	34.9	-21.7	0	66.75	-	-	78.2	-11.45	190	142	V

Pk - Peak detector
 RMS - RMS detection

AUTHORIZED BANDEGE (HIGH CHANNEL)

HORIZONTAL RESULTS

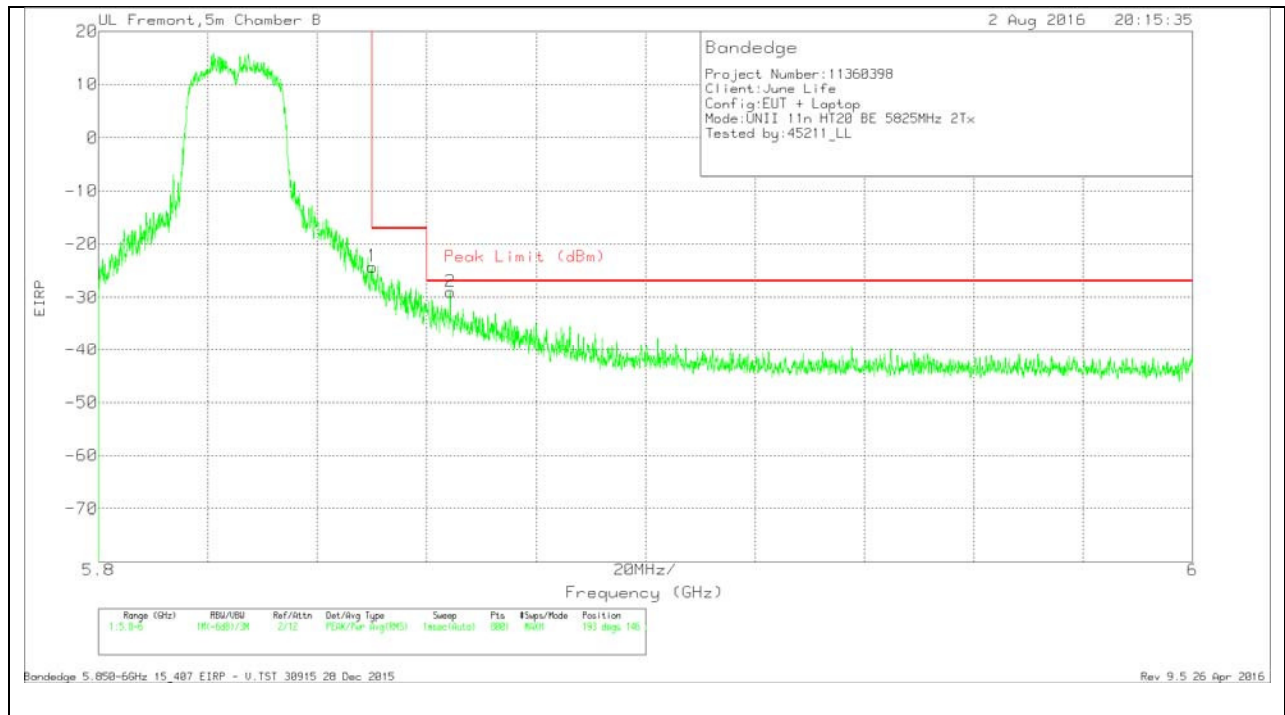


Trace Markers

Marker	Frequency (GHz)	Meter Reading (dBm)	Det	AF T345 (dB/m)	Amp/Cbl/Filtr/Pad (dB)	Conversion Factor (dB)	Corrected Reading EIRP	Peak Limit (dBm)	PK Margin (dB)	Azimuth (Degs)	Height (cm)	Polarity
1	5.85	-64.09	PK	35.2	-21.6	11.8	-38.69	-17	-21.69	189	347	H
2	5.865	-65.29	PK	35.2	-21.5	11.8	-39.79	-27	-12.79	189	347	H

Pk - Peak detector

VERTICAL RESULTS



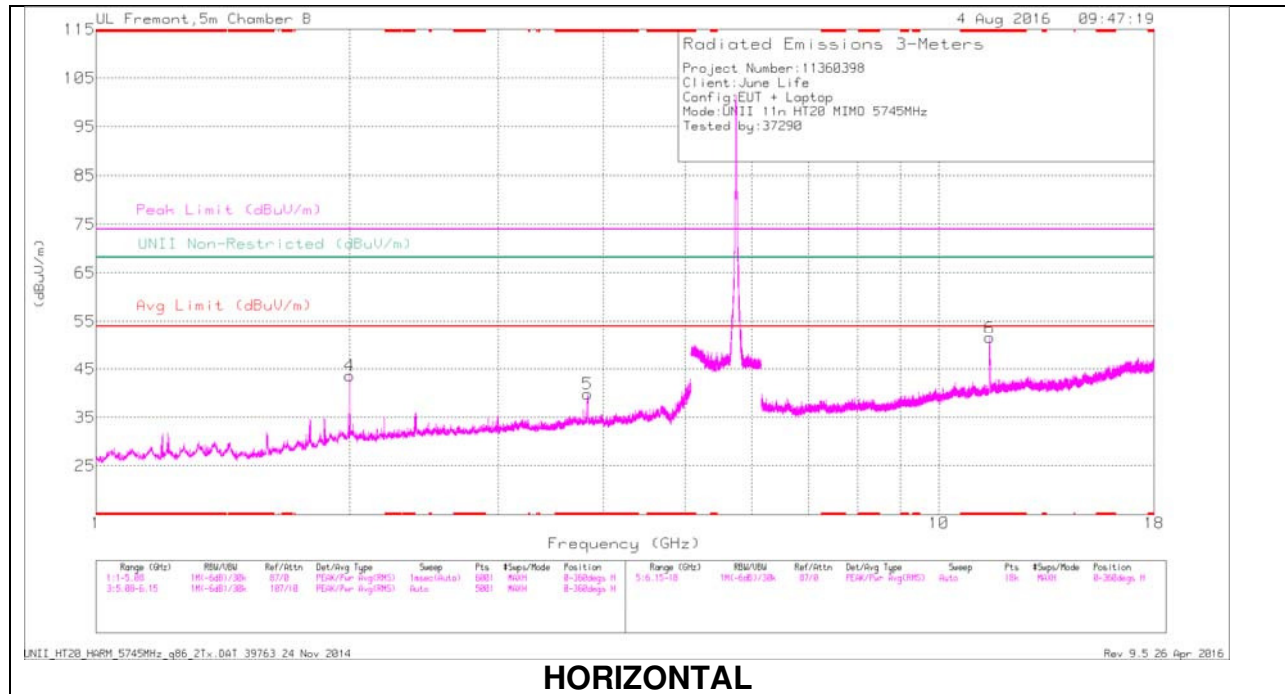
Trace Markers

Marker	Frequency (GHz)	Meter Reading (dBm)	Det	AF T345 (dB/m)	Amp/Cbl/Filtr/Pad (dB)	Conversion Factor (dB)	Corrected Reading EIRP	Peak Limit (dBm)	PK Margin (dB)	Azimuth (Degs)	Height (cm)	Polarity
1	5.85	-49.64	PK	35.2	-21.6	11.8	-24.24	-17	-7.24	193	146	V
2	5.864	-54.56	PK	35.2	-21.4	11.8	-28.96	-27	-1.96	193	146	V

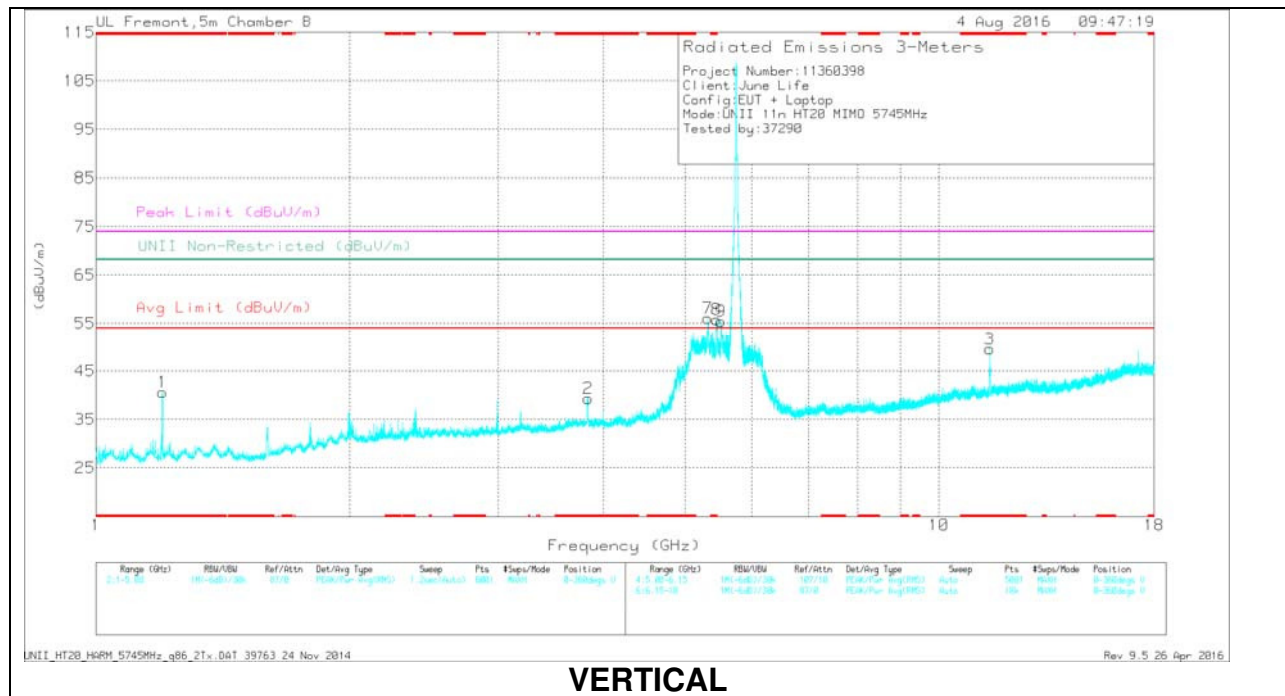
Pk - Peak detector

HARMONICS AND SPURIOUS EMISSIONS

LOW CHANNEL RESULTS



HORIZONTAL



VERTICAL

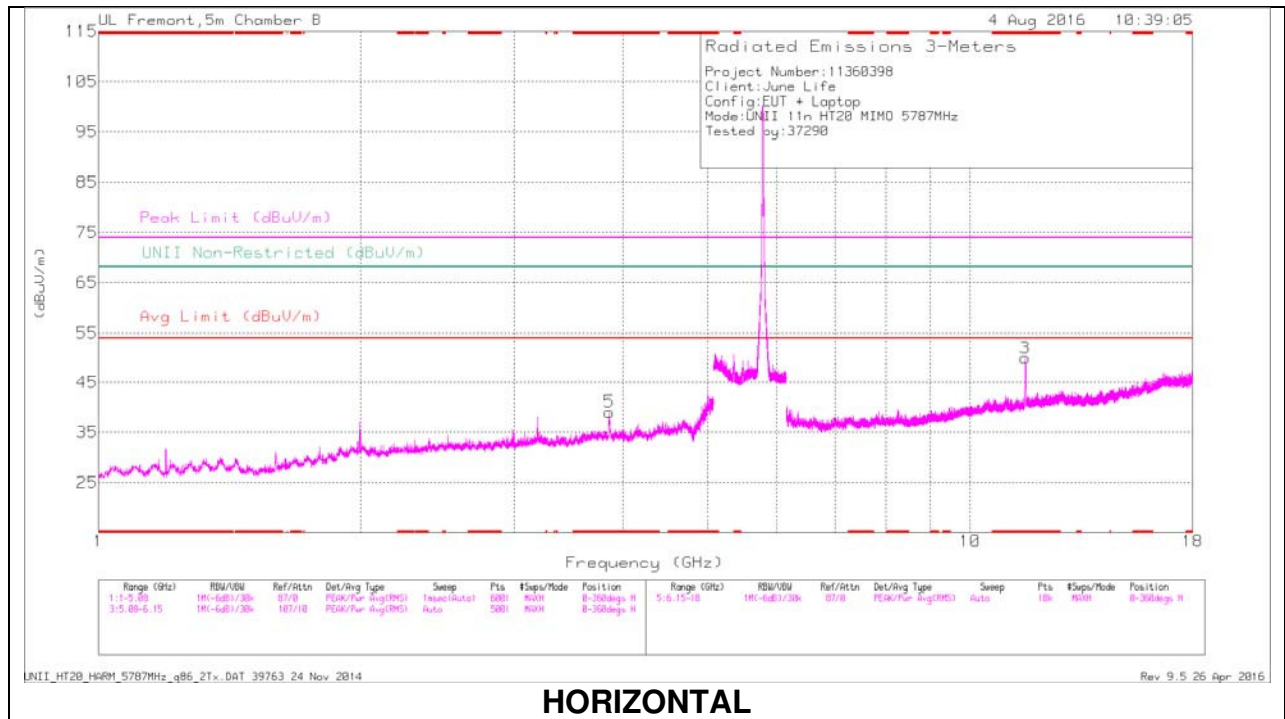
LOW CHANNEL DATA

Trace Markers

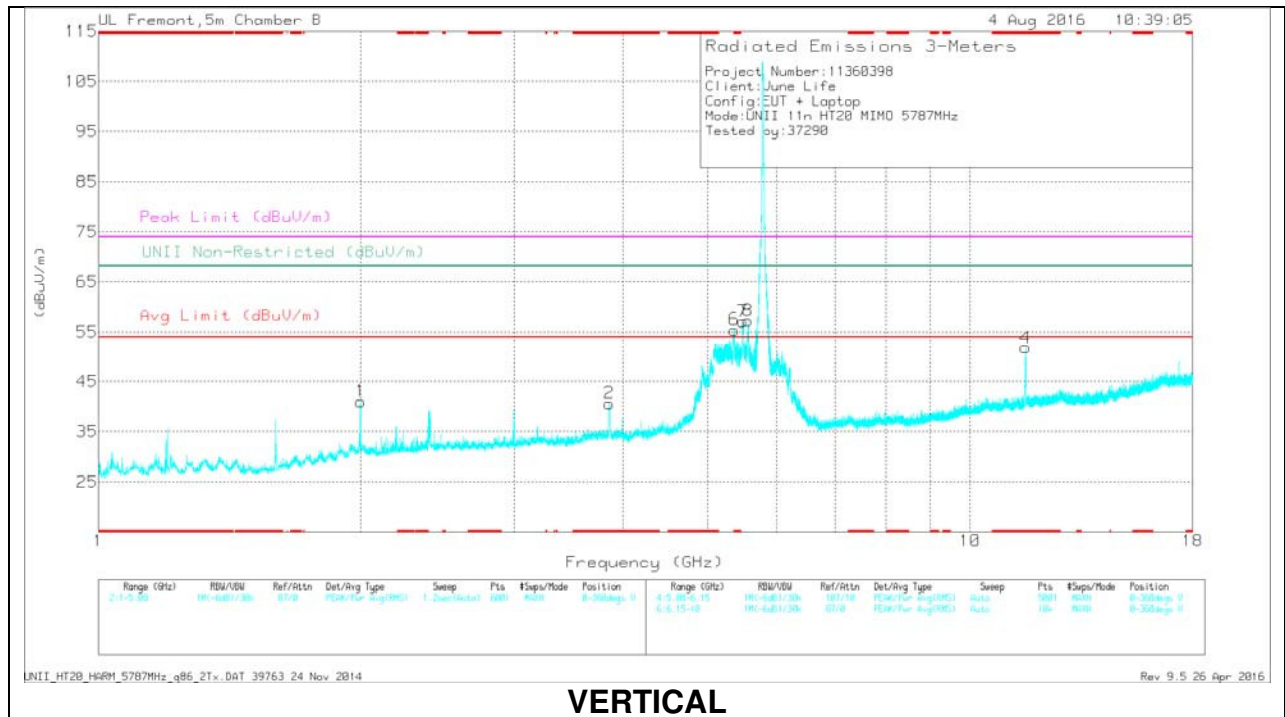
Marker	Frequency (GHz)	Meter Reading (dBuV)	Det	Af T345 (dB/m)	Amp/CM/FR/Pad (dB)	DC Corr (dB)	Corrected Reading (dBuV/m)	Avg Limit (dBuV/m)	Margin (dB)	Peak Limit (dBuV/m)	PK Margin (dB)	UNII Non-Restricted (dBuV/m)	PK Margin (dB)	Azimuth (Degs)	Height (cm)	Polarity
5	* 3.83	46.68	PK-U	33.4	-33	0	47.08	-	-	74	-26.92	68.2	-21.12	224	200	H
	* 3.829	34.22	ADR	33.4	-33	.1	34.72	54	-19.28	-	-	-	-	224	200	H
1	* 1.199	56.54	PK-U	28.3	-35.8	0	49.04	-	-	74	-24.96	68.2	-19.16	51	262	V
	* 1.198	36.34	ADR	28.3	-35.8	.1	28.94	54	-25.06	-	-	-	-	51	262	V
2	* 3.827	47.76	PK-U	33.4	-33	0	48.16	-	-	74	-25.84	68.2	-20.04	179	187	V
	* 3.826	36.52	ADR	33.4	-33	.1	37.02	54	-16.98	-	-	-	-	179	187	V
8	* 5.446	49.44	PK-U	34.5	-20.7	0	63.24	-	-	74	-10.76	68.2	-4.96	175	199	V
	* 5.449	37.15	ADR	34.5	-20.8	.1	50.95	54	-3.05	-	-	-	-	175	199	V
6	* 11.494	47.34	PK-U	38.3	-25.8	0	59.84	-	-	74	-14.16	68.2	-8.36	151	283	H
	* 11.492	35.1	ADR	38.3	-25.8	.1	47.7	54	-6.3	-	-	-	-	151	283	H
3	* 11.487	44.45	PK-U	38.3	-25.8	0	56.95	-	-	74	-17.05	68.2	-11.25	201	104	V
	* 11.49	33.06	ADR	38.3	-25.8	.1	45.66	54	-8.34	-	-	-	-	201	104	V
4	1.998	52.89	PK-U	31.5	-34.2	0	50.19	-	-	74	-23.81	68.2	-18.01	70	176	H
7	5.321	47.78	PK-U	34.5	-19.8	0	62.48	-	-	74	-11.52	68.2	-5.72	156	171	V
9	5.517	48.79	PK-U	34.5	-21	0	62.29	-	-	74	-11.71	68.2	-5.91	183	214	V

* - indicates frequency in CFR15.205/IC8.10 Restricted Band
 PK-U - U-NII: Maximum Peak
 ADR - U-NII AD primary method, RMS average

MID CHANNEL RESULTS



HORIZONTAL



VERTICAL

MID CHANNEL DATA

Trace Markers

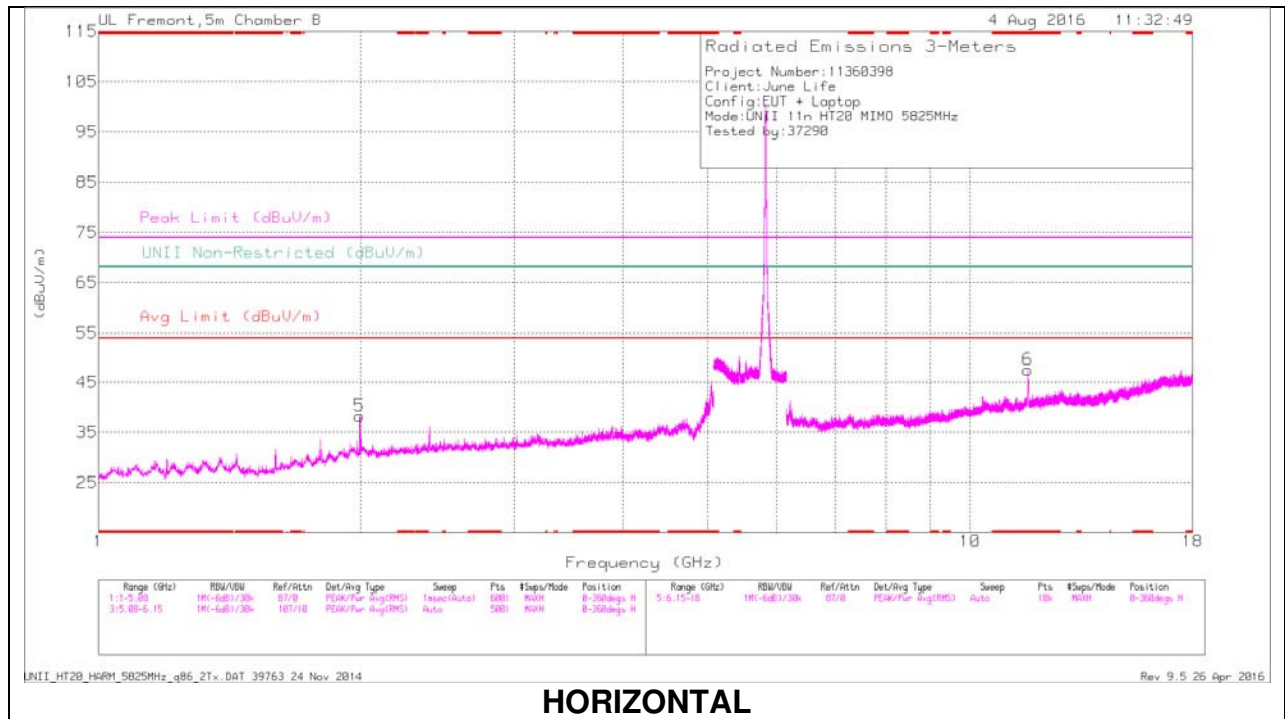
Marker	Frequency (GHz)	Meter Reading (dBuV)	Det	AF T345 (dB/m)	Amp/Cou/Filt/Pad (dB)	DC Corr (dB)	Corrected Reading (dBuV/m)	Avg Limit (dBuV/m)	Margin (dB)	Peak Limit (dBuV/m)	PK Margin (dB)	U-NII Non-Restricted (dBuV/m)	PK Margin (dB)	Azimuth (Degs)	Height (cm)	Polarity
5	* 3.853	45.03	PK-U	33.4	-33.2	0	45.23	-	-	74	-28.77	68.2	-22.97	224	200	H
	3.852	33.46	ADR	33.4	-33.2	.1	33.76	54	-20.24	-	-	-	-	224	200	H
2	* 3.857	45.54	PK-U	33.4	-33.1	0	45.84	-	-	74	-28.16	68.2	-22.36	262	175	V
	3.857	39.36	ADR	33.4	-33.1	.1	39.76	54	-14.24	-	-	-	-	262	175	V
6	* 5.358	48.76	PK-U	34.5	-20	0	63.26	-	-	74	-10.74	68.2	-4.94	183	130	V
	5.36	36.68	ADR	34.5	-20.4	.1	50.88	54	-3.12	-	-	-	-	183	130	V
3	* 11.567	42.91	PK-U	38.4	-25	0	56.31	-	-	74	-17.69	68.2	-11.89	297	185	H
	11.572	30.4	ADR	38.4	-24.9	.1	44	54	-10	-	-	-	-	297	185	H
4	* 11.578	40.26	PK-U	38.4	-24.8	0	53.86	-	-	74	-20.14	68.2	-14.34	198	171	V
	11.577	28.77	ADR	38.4	-24.8	.1	42.47	54	-11.53	-	-	-	-	198	171	V
1	1.997	50.05	PK-U	31.5	-34.1	0	47.45	-	-	74	-26.55	68.2	-20.75	47	346	V
7	5.485	48.38	PK-U	34.5	-20.9	0	61.98	-	-	74	-12.02	68.2	-6.22	201	199	V
8	5.562	49.62	PK-U	34.5	-21.4	0	62.72	-	-	74	-11.28	68.2	-5.48	175	202	V

* - indicates frequency in CFR15.205/IC8.10 Restricted Band

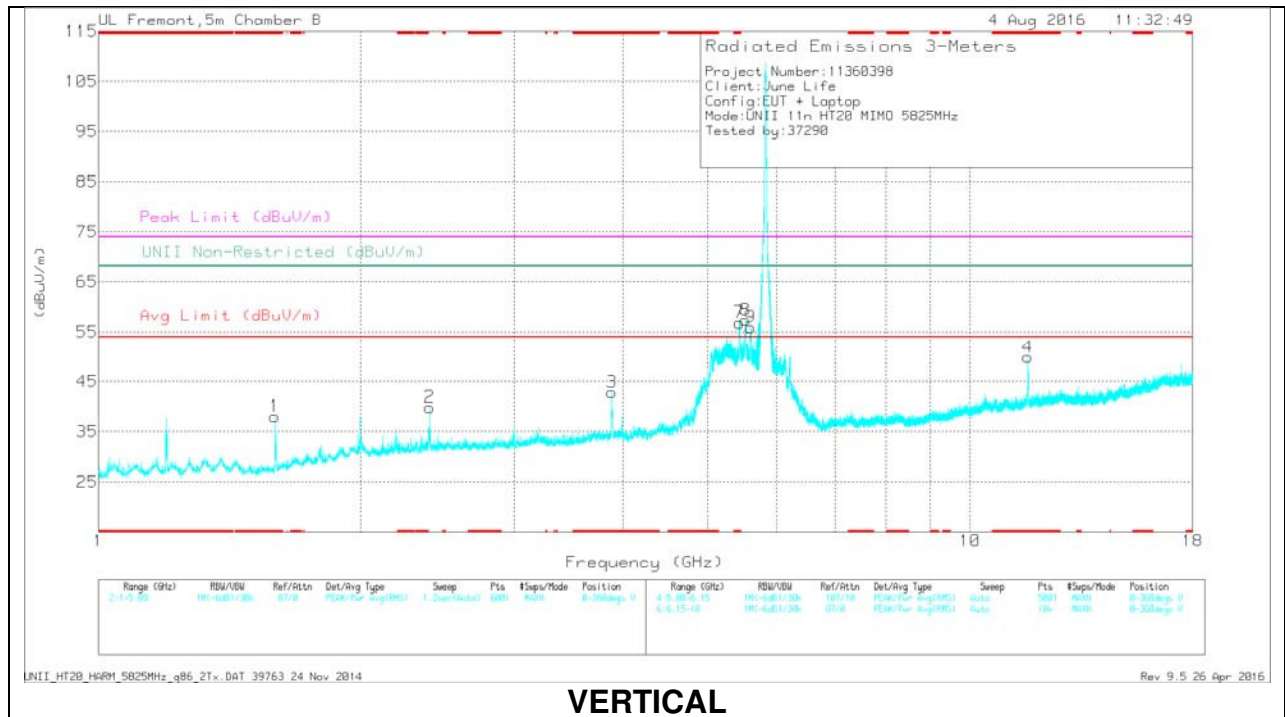
PK-U - U-NII: Maximum Peak

ADR - U-NII AD primary method, RMS average

HIGH CHANNEL RESULTS



HORIZONTAL



VERTICAL

HIGH CHANNEL DATA

Trace Markers

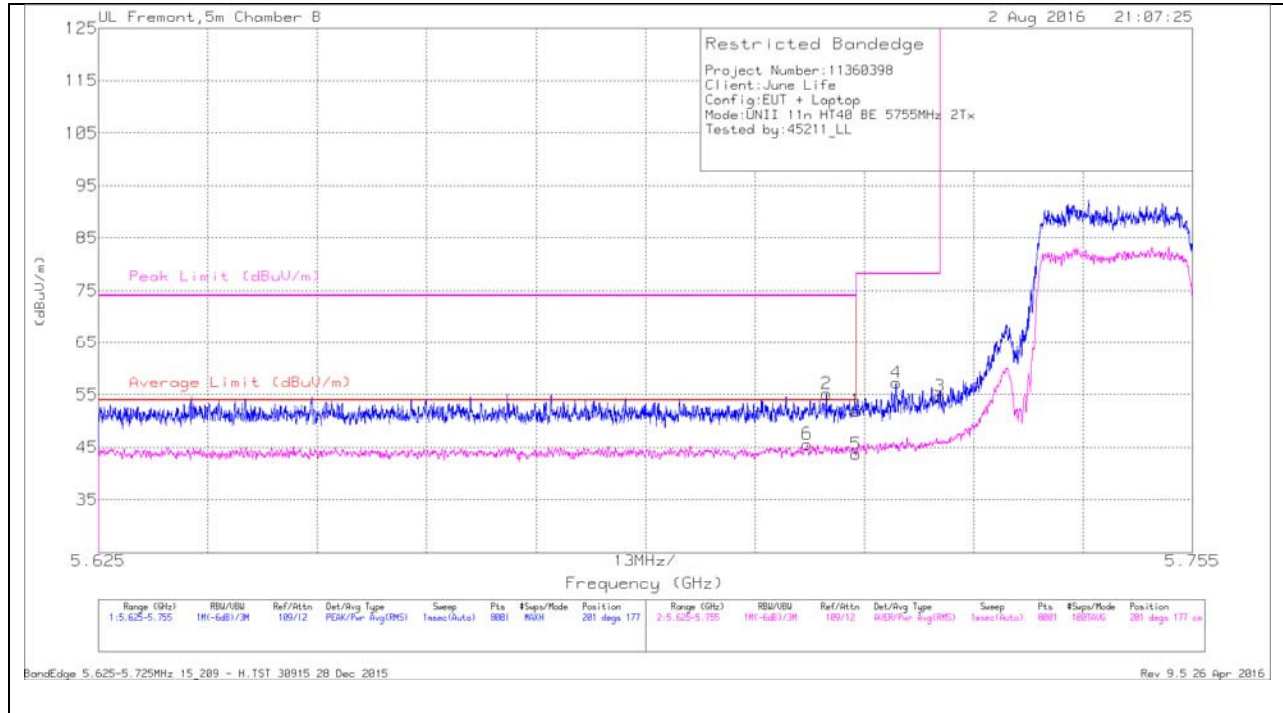
Marker	Frequency (GHz)	Meter Reading (dBuV)	Det	AF T345 (dB/m)	Amp/Cou/Filt/Pad (dB)	DC Corr (dB)	Corrected Reading (dBuV/m)	Avg Limit (dBuV/m)	Margin (dB)	Peak Limit (dBuV/m)	PK Margin (dB)	UNII Non-Restricted (dBuV/m)	PK Margin (dB)	Azimuth (Degs)	Height (cm)	Polarity
1	* 1.595	51.69	PK-U	28.1	-35.3	0	-44.49	-	-	74	-29.51	68.2	-23.71	207	132	V
	* 1.593	34.15	ADR	28.1	-35.3	.1	27.05	54	-26.95	-	-	-	-	207	132	V
3	* 3.884	47.52	PK-U	33.3	-32.8	0	48.02	-	-	74	-25.98	68.2	-20.18	258	188	V
	* 3.883	40.07	ADR	33.3	-32.8	.1	40.67	54	-13.33	-	-	-	-	258	188	V
7	* 5.437	53.15	PK-U	34.5	-20.5	0	67.15	-	-	74	-6.85	68.2	-1.05	184	149	V
	* 5.438	39.55	ADR	34.5	-20.7	.1	53.45	54	-5.5	-	-	-	-	184	149	V
6	* 11.652	42.6	PK-U	38.5	-25.2	0	55.9	-	-	74	-18.1	68.2	-12.3	302	194	H
	* 11.651	30.5	ADR	38.5	-25.2	.1	43.9	54	-10.1	-	-	-	-	302	194	H
4	* 11.651	42.32	PK-U	38.5	-25.2	0	55.62	-	-	74	-18.38	68.2	-12.58	198	159	V
	* 11.652	31.95	ADR	38.5	-25.2	.1	45.35	54	-8.65	-	-	-	-	198	159	V
5	1.995	50.64	PK-U	31.5	-34.1	0	48.04	-	-	74	-25.96	68.2	-20.16	102	387	H
2	2.399	52.69	PK-U	32.2	-34.7	0	50.19	-	-	74	-23.81	68.2	-18.01	326	233	V
8	5.522	50.97	PK-U	34.5	-20.8	0	64.67	-	-	74	-9.33	68.2	-3.53	172	213	V
9	5.603	49.39	PK-U	34.5	-21.5	0	62.39	-	-	74	-11.61	68.2	-5.81	187	170	V

* - indicates frequency in CFR15.205/IC8.10 Restricted Band
 PK-U - U-NII: Maximum Peak
 ADR - U-NII AD primary method, RMS average

8.2.12. TX ABOVE 1 GHz 802.11n HT40 MODE IN THE 5.8 GHz BAND

RESTRICTED BANDEDGE (LOW CHANNEL)

HORIZONTAL RESULTS

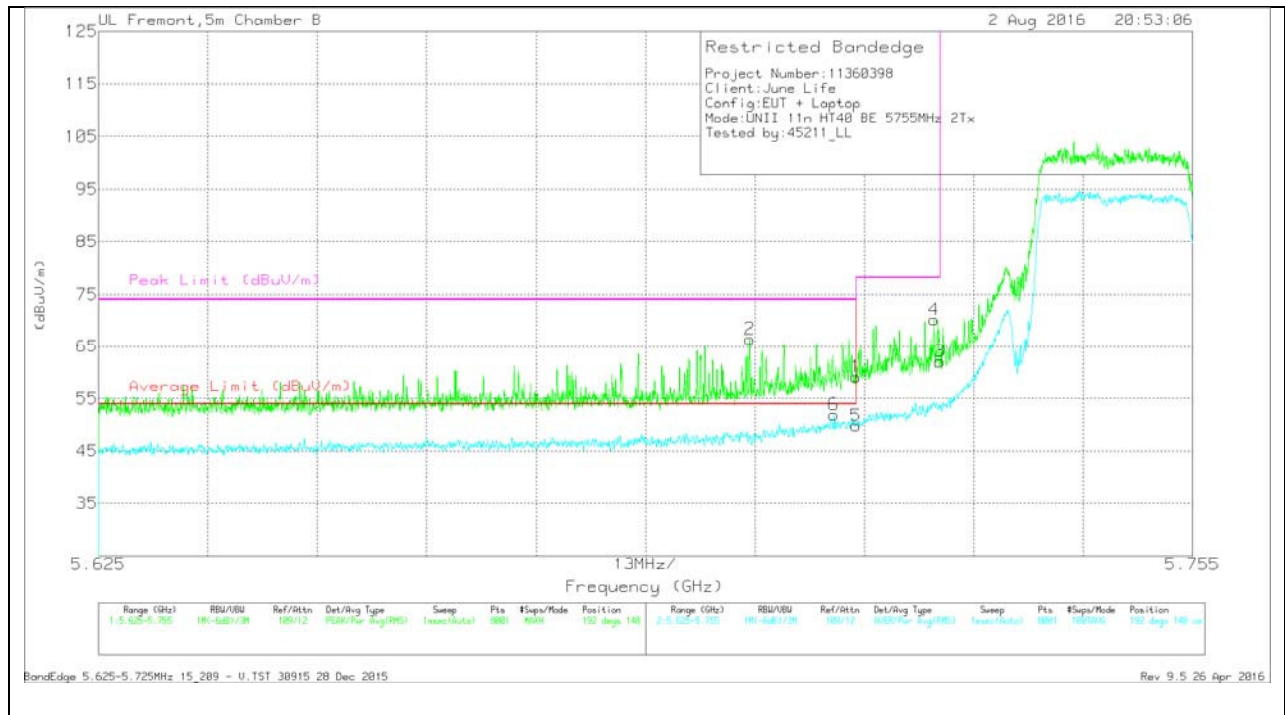


Trace Markers

Marker	Frequency (GHz)	Meter Reading (dBuV)	Det	AF T345 (dB/m)	Amp/Ch/Flr/Pad (dB)	DC Corr (dB)	Corrected Reading (dBuV/m)	Average Limit (dBuV/m)	Margin (dB)	Peak Limit (dBuV/m)	PK Margin (dB)	Azimuth (Degs)	Height (cm)	Polarity
6	5.711	32.64	RMS	34.9	-21.6	0.17	46.11	54	-7.89	-	-	267	127	H
1	5.715	37.1	Pk	34.9	-21.6	0	50.4	-	-	74	-23.6	267	127	H
4	5.715	49.29	Pk	34.9	-21.6	0	62.59	-	-	74	-11.41	267	127	H
5	5.715	30.42	RMS	34.9	-21.6	0.17	43.89	54	-10.11	-	-	267	127	H
2	5.725	52.96	Pk	34.9	-21.7	0	66.16	-	-	78.2	-12.04	267	127	H
3	5.725	42.06	Pk	34.9	-21.7	0	55.26	-	-	78.2	-22.94	267	127	H

Pk - Peak detector
 RMS - RMS detection

VERTICAL RESULTS



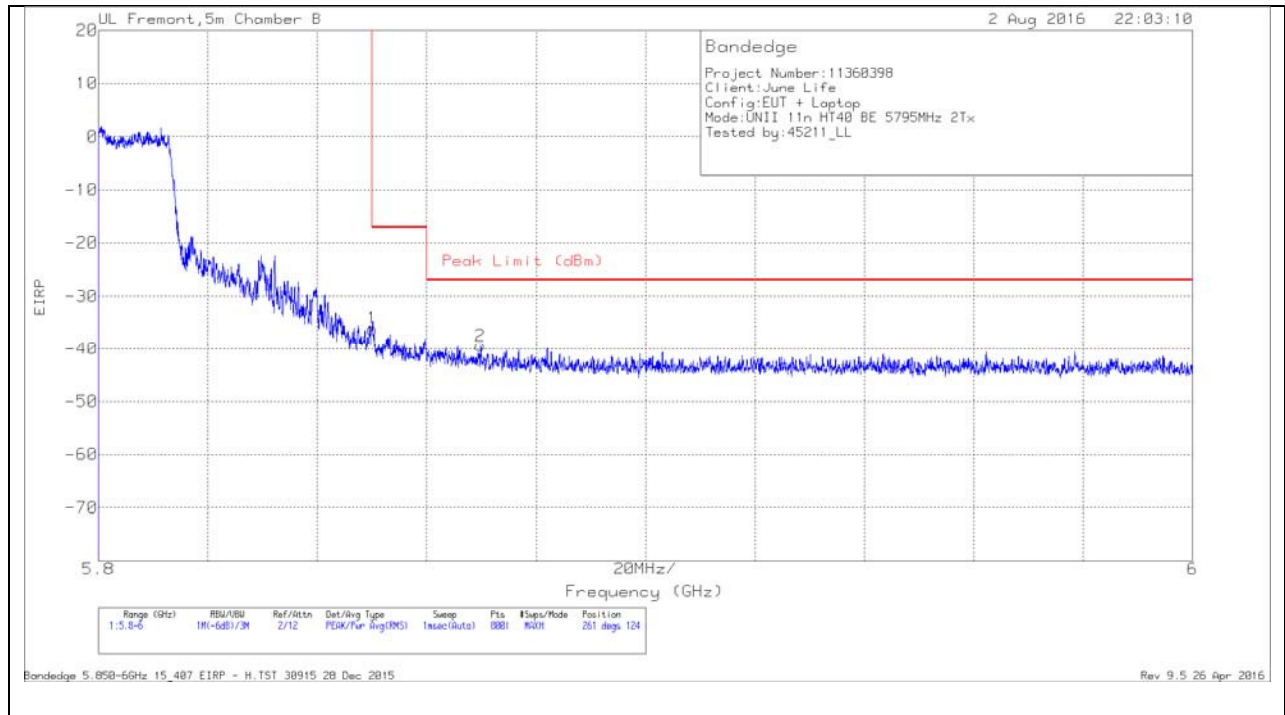
Trace Markers

Marker	Frequency (GHz)	Meter Reading (dBuV)	Det	AF T345 (dB/m)	Amp/Cb/Pltr/Pad (dB)	DC Corr (dB)	Corrected Reading (dBuV/m)	Average Limit (dBuV/m)	Margin (dB)	Peak Limit (dBuV/m)	PK Margin (dB)	Azimuth (Degs)	Height (cm)	Polarity
6	5.705	38.51	RMS	34.9	-21.3	0.17	52.28	54	-1.72	-	-	198	150	V
2	5.714	57.24	Pk	34.9	-21.7	0	70.44	-	-	74	-3.56	198	150	V
1	5.715	45.17	Pk	34.9	-21.6	0	58.47	-	-	74	-15.53	198	150	V
5	5.715	35.81	RMS	34.9	-21.6	0.17	49.28	54	-4.72	-	-	198	150	V
4	5.724	62	Pk	34.9	-21.7	0	75.2	-	-	78.2	-3	198	150	V
3	5.725	52.05	Pk	34.9	-21.7	0	65.25	-	-	78.2	-12.95	198	150	V

Pk - Peak detector
 RMS - RMS detection

AUTHORIZED BANDEGE (HIGH CHANNEL)

HORIZONTAL RESULTS

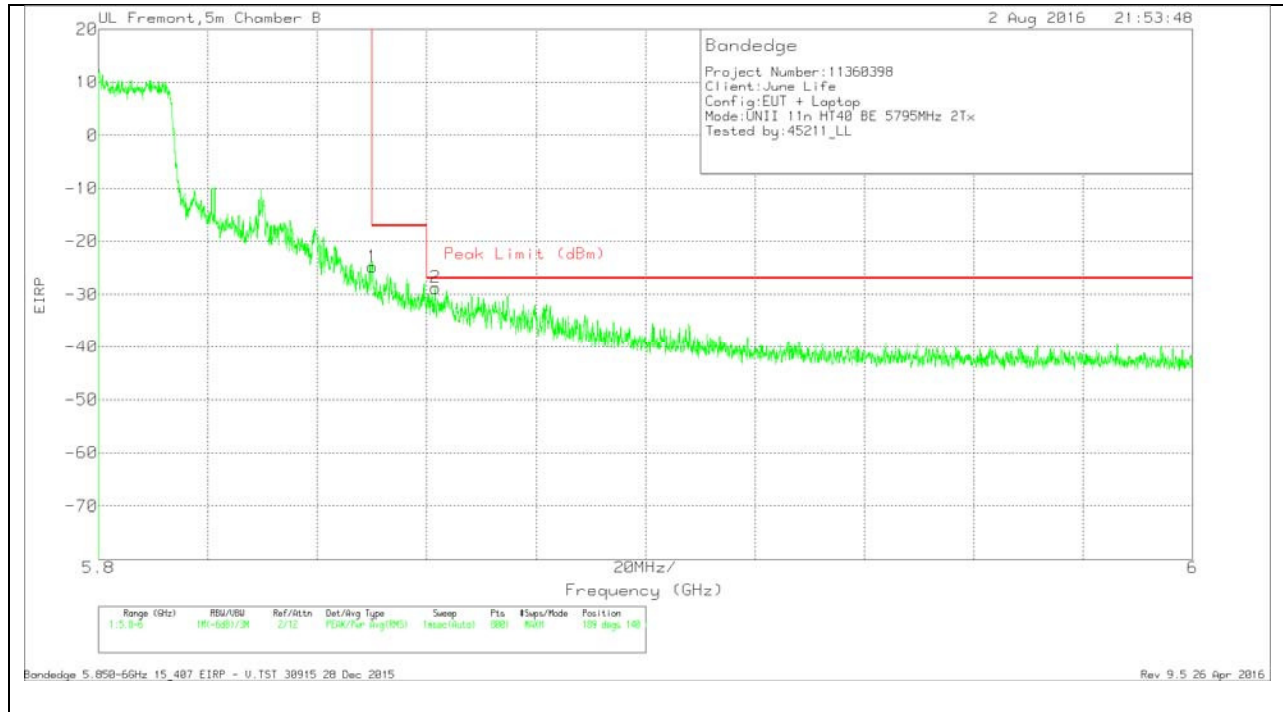


Trace Markers

Marker	Frequency (GHz)	Meter Reading (dBuV)	Det	AF T345 (dB/m)	Amp/Cbl/Ftr/Pad (dB)	DC Corr (dB)	Corrected Reading (dBuV/m)	Average Limit (dBuV/m)	Margin (dB)	Peak Limit (dBuV/m)	PK Margin (dB)	Azimuth (Degs)	Height (cm)	Polarity
3	5.85	42.76	Pk	35.2	-21.6	0	56.36	-	-	78.2	-21.84	267	134	H
4	5.851	46.5	Pk	35.2	-21.5	0	60.2	-	-	78.2	-18	267	134	H
1	5.86	39.25	Pk	35.2	-21.5	0	52.95	-	-	74	-21.05	267	134	H
5	5.86	30.84	RMS	35.2	-21.5	0.17	44.71	54	-9.29	-	-	267	134	H
2	5.861	43.78	Pk	35.2	-21.6	0	57.38	-	-	74	-16.62	267	134	H
6	5.866	31.58	RMS	35.2	-21.5	0.17	45.45	54	-8.55	-	-	267	134	H

Pk - Peak detector
 RMS - RMS detection

VERTICAL RESULTS



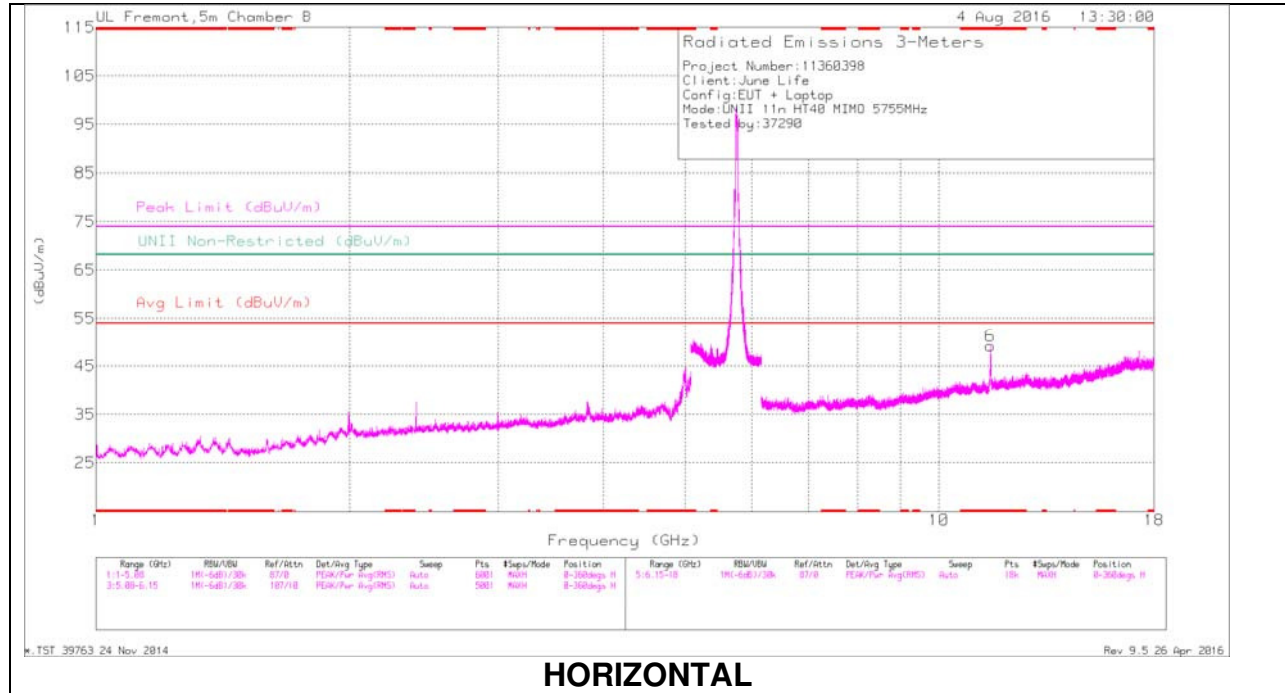
Trace Markers

Marker	Frequency (GHz)	Meter Reading (dBuV)	Det	Af T345 (dB/m)	Amp/Cb/Filt/Pad (dB)	DC Corr (dB)	Corrected Reading (dBuV/m)	Average Limit (dBuV/m)	Margin (dB)	Peak Limit (dBuV/m)	PK Margin (dB)	Azimuth (Degs)	Height (cm)	Polarity
3	5.85	47.69	Pk	35.2	-21.6	0	61.29	-	-	78.2	-16.91	184	217	V
2	5.851	57.47	Pk	35.2	-21.5	0	71.17	-	-	78.2	-7.03	184	217	V
1	5.86	45.33	Pk	35.2	-21.5	0	59.03	-	-	74	-14.97	184	217	V
5	5.86	35.91	RMS	35.2	-21.5	0.17	49.78	54	-4.2	-	-	184	217	V
4	5.864	54.88	Pk	35.2	-21.4	0	68.68	-	-	74	-5.32	184	217	V
6	5.864	37.76	RMS	35.2	-21.4	0.17	51.74	54	-2.26	-	-	184	217	V

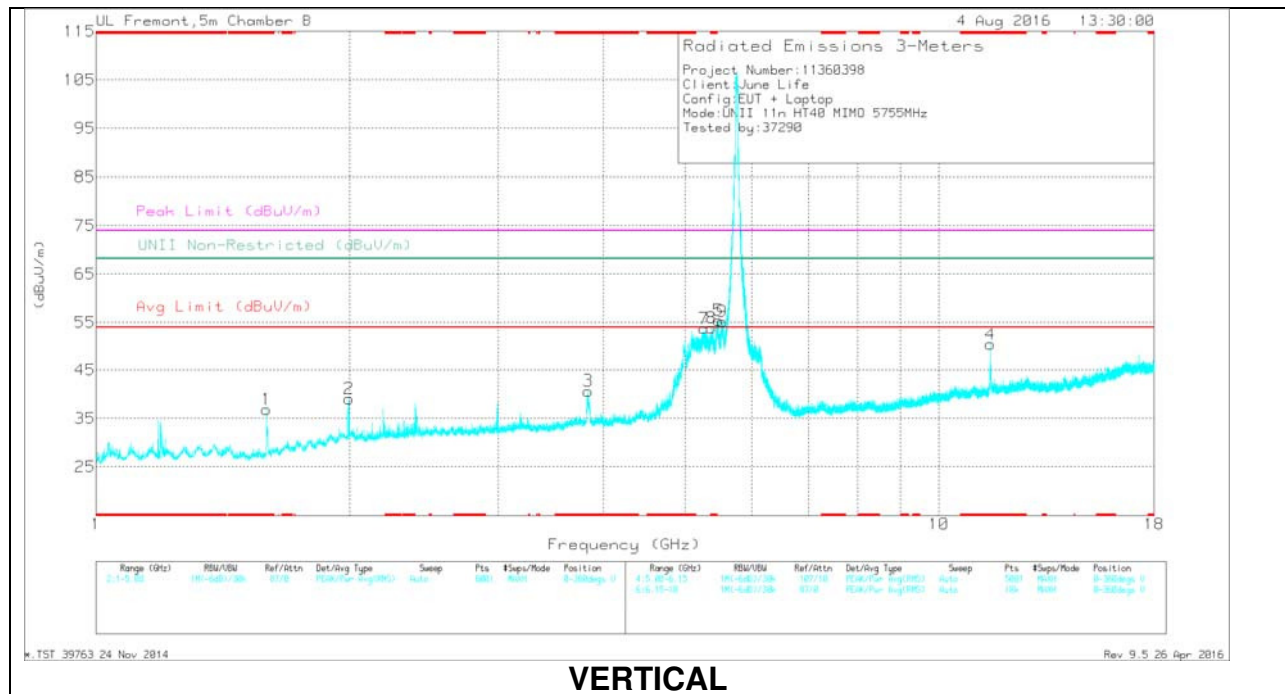
Pk - Peak detector
 RMS - RMS detection

HARMONICS AND SPURIOUS EMISSIONS

LOW CHANNEL RESULTS



HORIZONTAL



VERTICAL

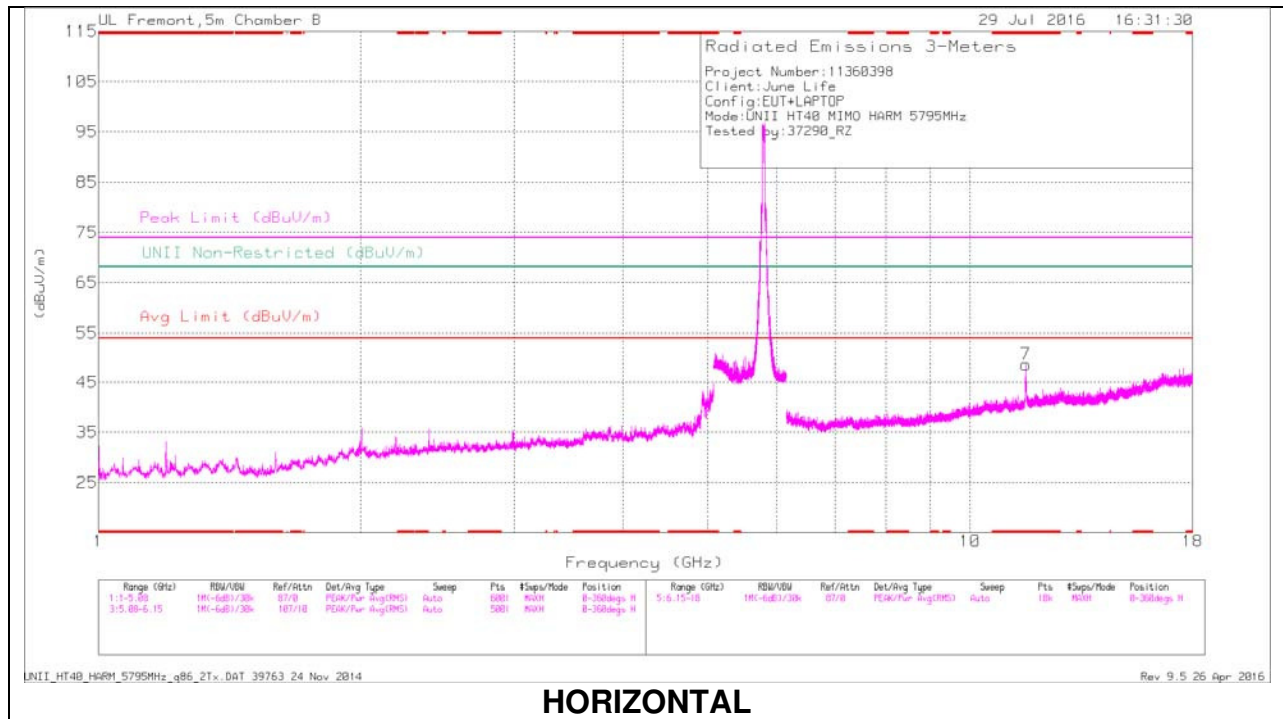
LOW CHANNEL DATA

Trace Markers

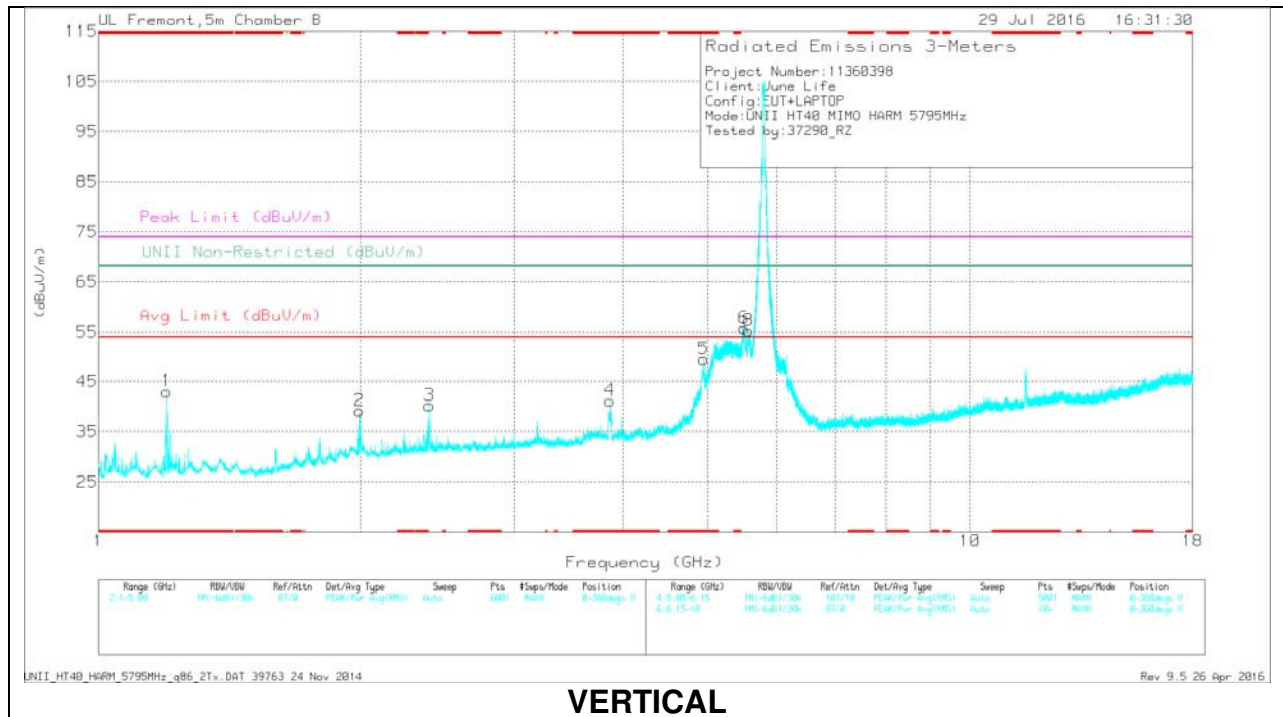
Marker	Frequency (GHz)	Meter Reading (dBm)	Det	AF T345 (dB/m)	Amp/Ch/FR/Pad (dB)	DC Corr (dB)	Corrected Reading (dBm)	Aug Limit (dBuV/m)	Margin (dB)	Peak Limit (dBuV/m)	PK Margin (dB)	UNII Non-Restricted (dBuV/m)	PK Margin (dB)	Azimuth (Degs)	Height (cm)	Polarity
1	* 1.597	51.77	PK-U	28.1	-35.2	0	44.67	-	-	74	-29.33	68.2	-23.53	209	143	V
	* 1.594	33.56	ADR	28.1	-35.3	-17	26.53	54	-27.47	-	-	-	-	209	143	V
3	* 3.837	43.84	PK-U	33.4	-33.1	0	44.14	-	-	74	-29.86	68.2	-24.06	261	212	V
	* 3.837	37.33	ADR	33.4	-33.1	-17	37.8	54	-16.2	-	-	-	-	261	212	V
8	* 5.375	46.42	PK-U	34.5	-20.3	0	60.62	-	-	74	-13.38	68.2	-7.58	143	134	V
	* 5.376	34.12	ADR	34.5	-20.4	-17	48.39	54	-5.61	-	-	-	-	143	134	V
6	* 11.507	41.48	PK-U	38.3	-25.8	0	53.98	-	-	74	-20.02	68.2	-14.22	302	200	H
	* 11.51	29.67	ADR	38.3	-25.8	-17	42.34	54	-11.66	-	-	-	-	302	200	H
4	* 11.507	41.4	PK-U	38.3	-25.8	0	53.9	-	-	74	-20.1	68.2	-14.3	197	302	V
	* 11.512	28.76	ADR	38.3	-25.8	-17	41.43	54	-12.57	-	-	-	-	197	302	V
2	1.999	53.92	PK-U	31.5	-34.2	0	51.22	-	-	74	-22.78	68.2	-16.98	68	179	V
7	5.267	46.09	PK-U	34.4	-20	0	60.49	-	-	74	-13.51	68.2	-7.71	169	183	V
5	5.473	49.24	PK-U	34.5	-20.6	0	63.14	-	-	74	-10.86	68.2	-5.06	173	204	V
9	5.536	48.83	PK-U	34.5	-21	0	62.33	-	-	74	-11.67	68.2	-5.87	175	191	V

* - indicates frequency in CFR15.205/IC8.10 Restricted Band
 PK-U - U-NII: Maximum Peak
 ADR - U-NII AD primary method, RMS average

HIGH CHANNEL RESULTS



HORIZONTAL



VERTICAL

HIGH CHANNEL DATA

Trace Markers

Marker	Frequency (GHz)	Meter Reading (dBm)	Det	AF T345 (dB/m)	Amp/Cou/Filt/Pad (dB)	DC Corr (dB)	Corrected Reading (dBm/m)	Avg Limit (dBuV/m)	Margin (dB)	Peak Limit (dBuV/m)	PK Margin (dB)	UNII Non-Restricted (dBuV/m)	PK Margin (dB)	Azimuth (Degs)	Height (cm)	Polarity
1	* 1.198	55.55	PK-U	28.3	-35.8	0	48.05	-	-	74	-25.95	-	-	326	292	V
	* 1.198	32.97	ADR	28.3	-35.8	.18	25.65	54	-28.35	-	-	-	-	326	292	V
4	* 3.864	44.85	PK-U	33.4	-33	0	45.25	-	-	74	-28.75	-	-	81	253	V
	* 3.863	38.44	ADR	33.4	-33	.18	39.02	54	-14.98	-	-	-	-	81	253	V
5	* 4.954	53.75	PK-U	34	-31.4	0	56.35	-	-	74	-17.65	-	-	69	285	V
	* 4.95	41.25	ADR	34	-31.6	.18	43.83	54	-10.17	-	-	-	-	69	285	V
7	* 11.589	38.3	PK-U	38.4	-24.9	0	51.8	-	-	74	-22.2	-	-	137	218	H
	* 11.592	27.61	ADR	38.4	-24.9	.18	41.29	54	-12.71	-	-	-	-	137	218	H
2	1.999	53.7	PK-U	31.5	-34.2	0	51	-	-	-	-	68.2	-17.2	346	273	V
3	2.398	52.6	PK-U	32.2	-34.7	0	50.1	-	-	-	-	68.2	-18.1	57	207	V
6	5.494	49.39	PK-U	34.5	-21	0	62.89	-	-	-	-	68.2	-5.31	354	201	V
8	5.57	47.98	PK-U	34.5	-21.3	0	61.18	-	-	-	-	68.2	-7.02	182	226	V

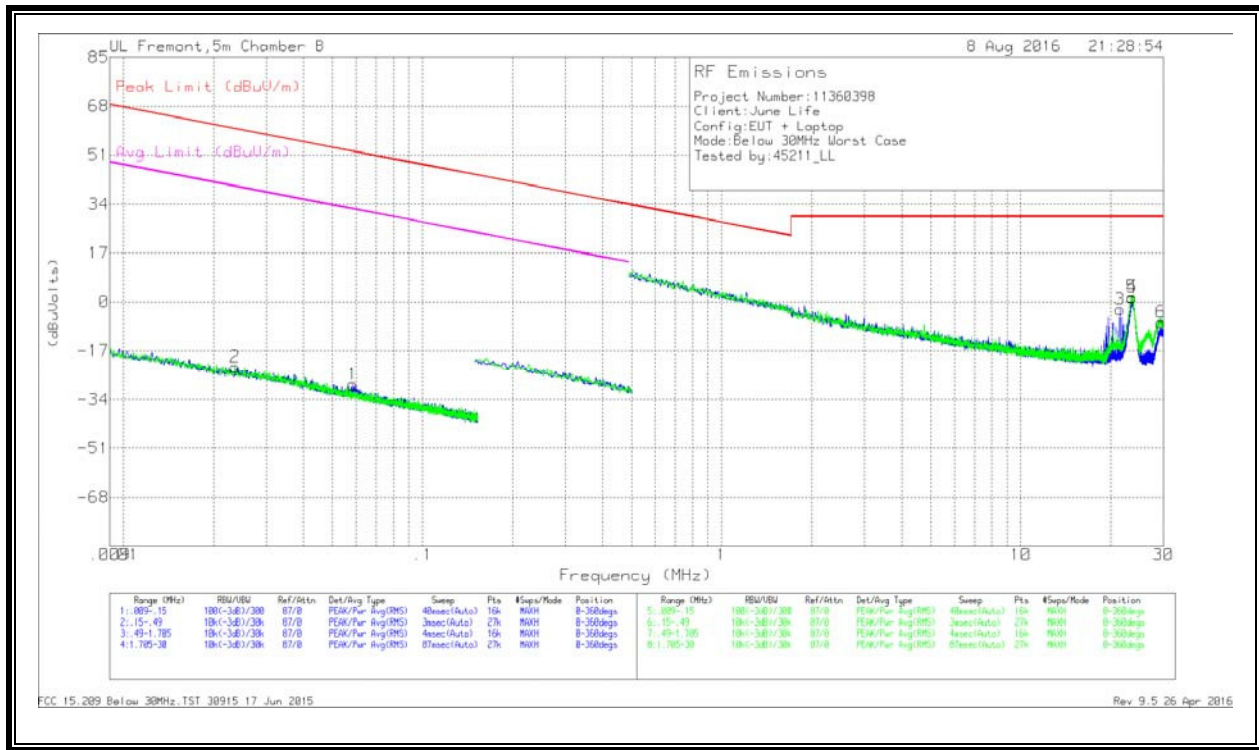
* - indicates frequency in CFR15.205/IC8.10 Restricted Band

PK-U - U-NII: Maximum Peak

ADR - U-NII AD primary method, RMS average

8.3. WORST-CASE BELOW 30 MHz

SPURIOUS EMISSIONS BELOW 30MHz (WORST-CASE CONFIGURATION)



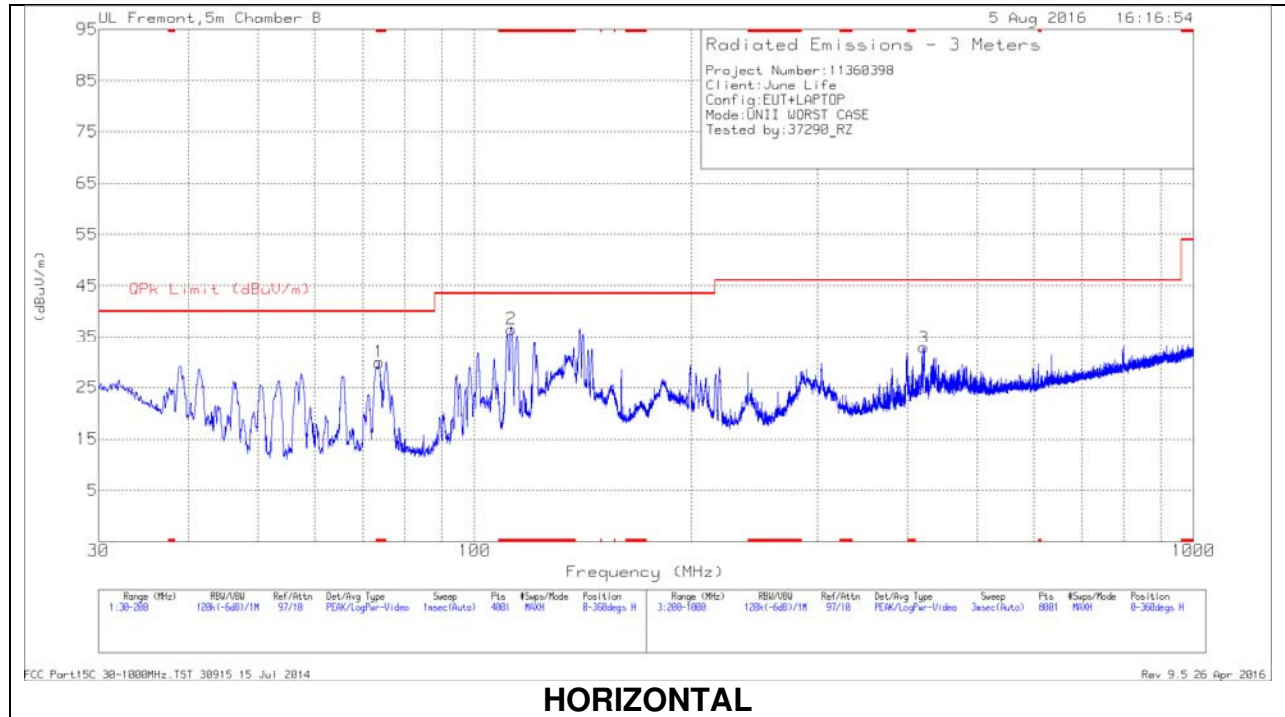
Trace Markers

Marker	Frequency (MHz)	Meter Reading (dBuV)	Det	Loop Antenna (dB/m)	Cbl (dB)	Dist Corr 300m	Corrected Reading (dBuV/m)	Peak Limit (dBuV/m)	Margin (dB)	Avg Limit (dBuV/m)	Margin (dB)	Azimuth (Degs)
1	.05857	38.52	Pk	11.2	1.4	-80	-28.88	52.25	-81.13	32.25	-61.13	0-360
2	.02356	42.5	Pk	13.5	1.4	-80	-22.6	60.16	-82.76	40.16	-62.76	0-360
3	21.44198	25.95	Pk	9.8	1.7	-40	-2.55	29.54	-32.09	-	-	0-360
4	23.593	30.2	Pk	9.5	1.7	-40	1.4	29.54	-28.14	-	-	0-360
5	23.582	30.56	Pk	9.5	1.7	-40	1.76	29.54	-27.78	-	-	0-360
6	29.40207	23.01	Pk	8.1	1.7	-40	-7.19	29.54	-36.73	-	-	0-360

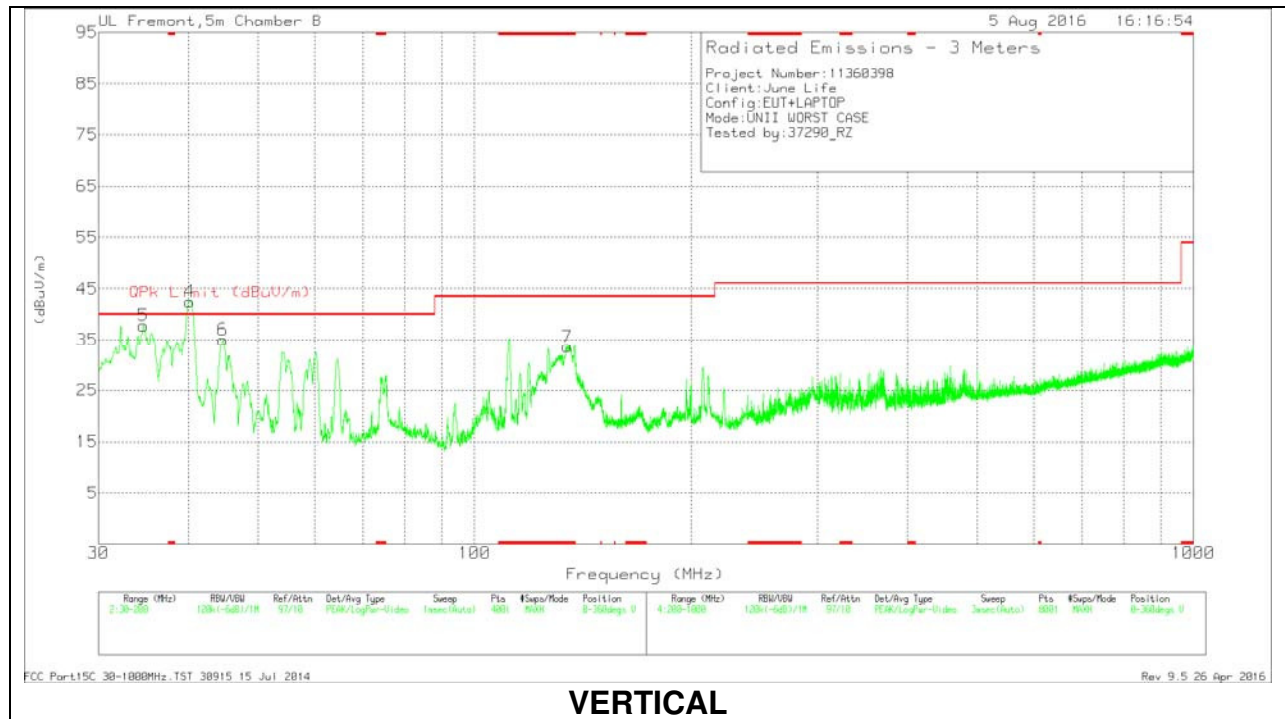
Pk - Peak detector

8.4. WORST-CASE BELOW 1 GHz

SPURIOUS EMISSIONS 30 TO 1000 MHz (WORST-CASE CONFIGURATION)



HORIZONTAL



VERTICAL

Trace Markers

Marker	Frequency (MHz)	Meter Reading (dBuV)	Det	AF T130 (dB/m)	Amp/Cbl (dB)	Corrected Reading (dBuV/m)	QPk Limit (dBuV/m)	Margin (dB)	Azimuth (Degs)	Height (cm)	Polarity
1	* 73.6475	46.28	Pk	11.9	-28.3	29.88	40	-10.12	0-360	400	H
2	* 112.5775	47.6	Pk	17	-28.1	36.5	43.52	-7.02	0-360	400	H
7	* 134.55	43.87	Pk	17.5	-27.8	33.57	43.52	-9.95	0-360	100	V
5	34.5595	29.94	Qp	21.9	-28.8	23.04	40	-16.96	46	113	V
4	39.9989	31.87	Qp	17.9	-28.7	21.07	40	-18.93	93	127	V
6	44.6212	28	Qp	14.5	-28.7	13.8	40	-26.2	90	129	V
3	421.6	38.79	Pk	20.3	-26.3	32.79	46.02	-13.23	0-360	100	H

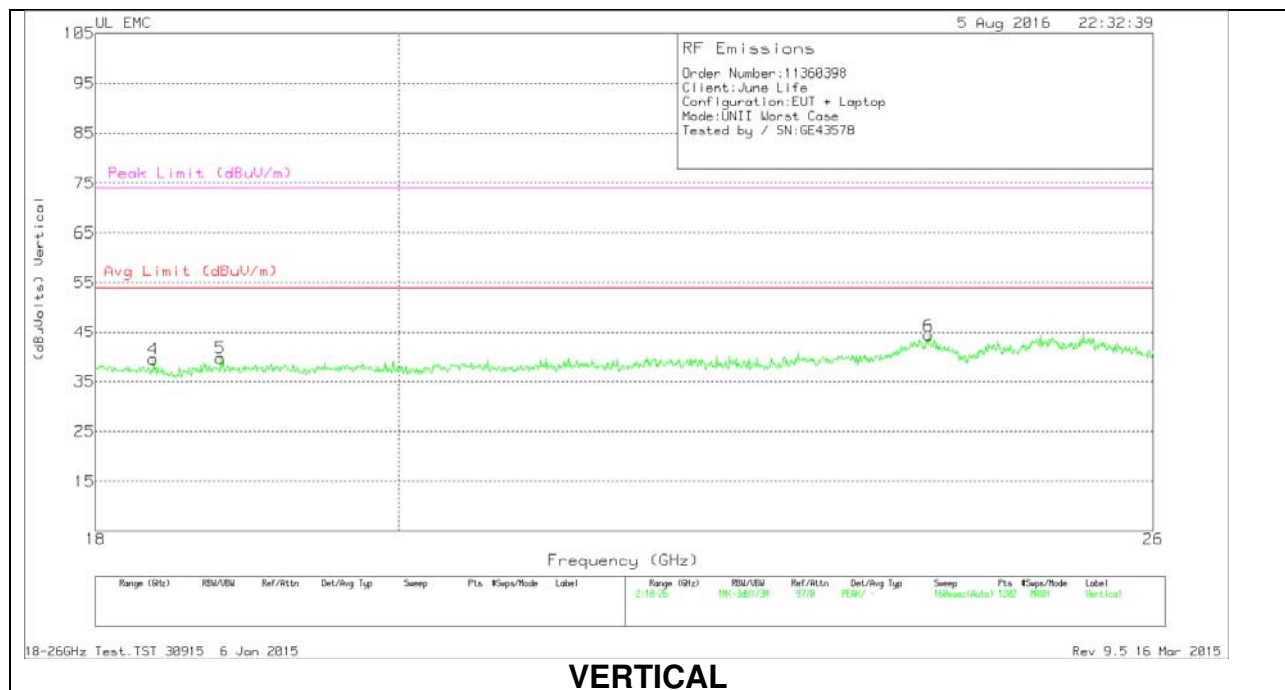
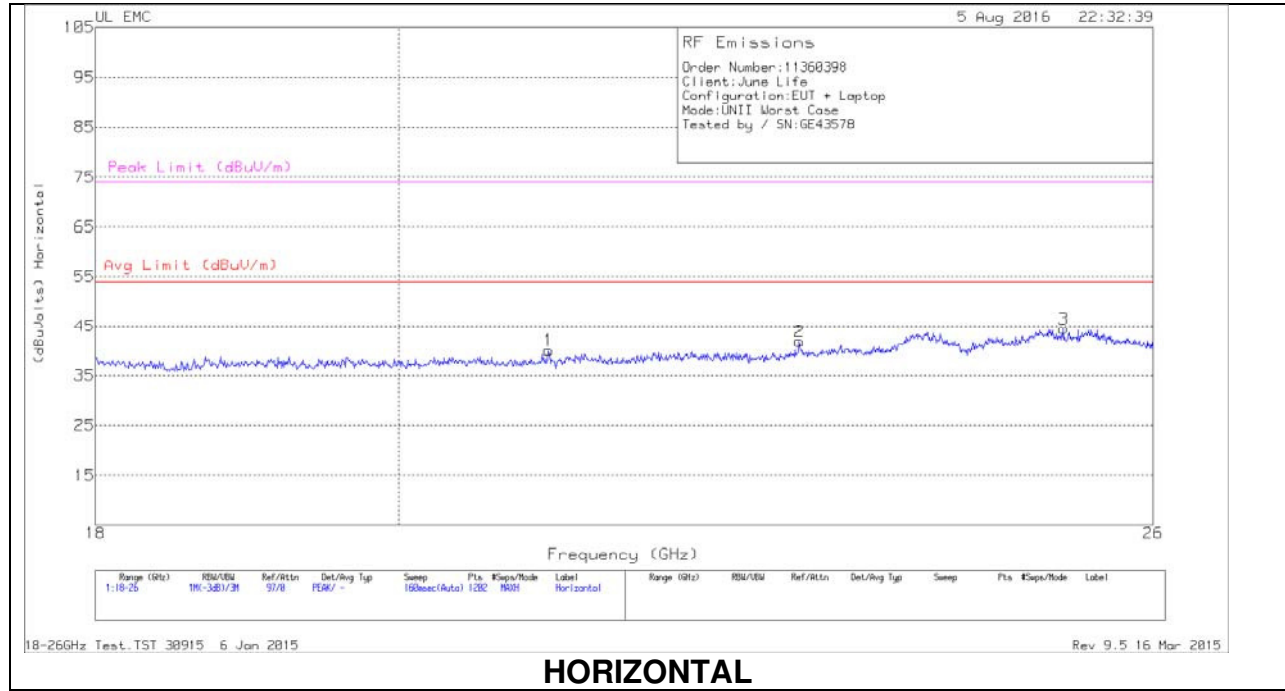
* - indicates frequency in CFR15.205/IC8.10 Restricted Band

Pk - Peak detector

Qp - Quasi-Peak detector

8.5. WORST-CASE 18 GHz – 26 GHz

SPURIOUS EMISSIONS 18-26 GHz (WORST-CASE CONFIGURATION)



Trace Markers

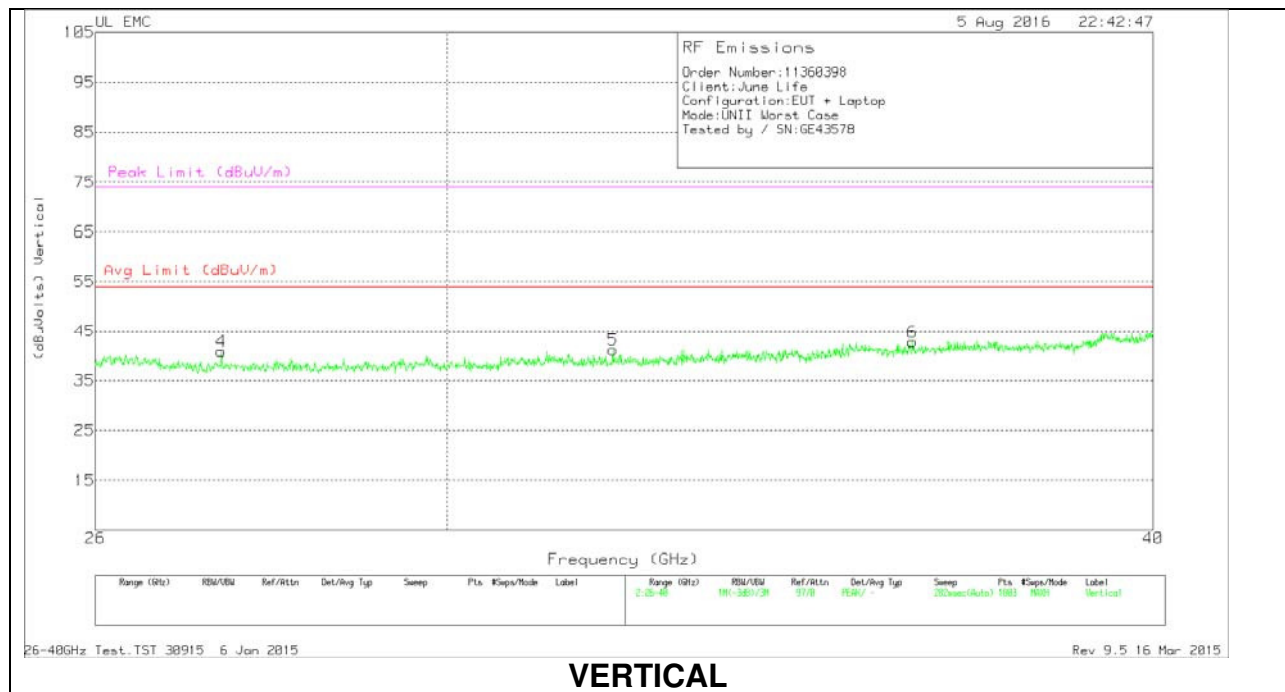
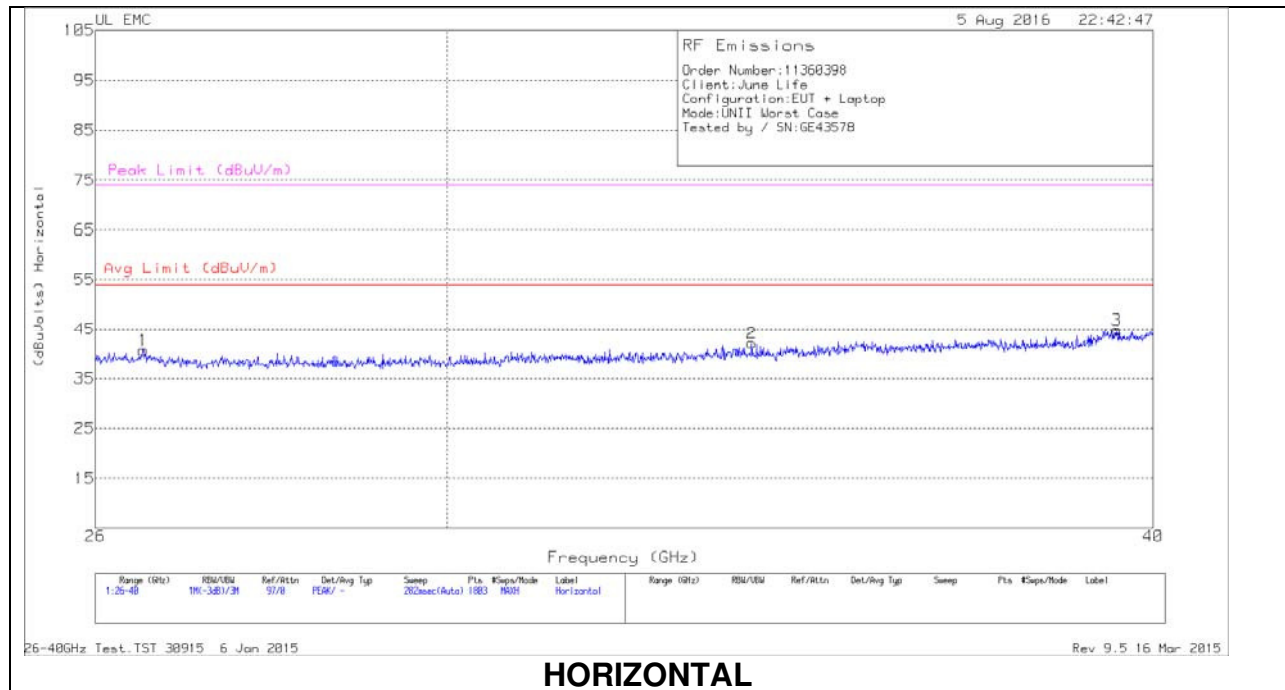
Marker	Frequency (GHz)	Meter Reading (dBuV)	Det	AF T449 (dB/m)	Amp/Cbl (dB)	Dist Corr (dB)	Corrected Reading (dBuVolts)	Avg Limit (dBuV/m)	Margin (dB)	Peak Limit (dBuV/m)	PK Margin (dB)
1	21.071	41.8	Pk	33.1	-25.4	-9.5	40	54	-14	74	-34
2	22.989	42.83	Pk	33.4	-24.9	-9.5	41.83	54	-12.17	74	-32.17
3	25.201	44.8	Pk	34.3	-25.1	-9.5	44.5	54	-9.5	74	-29.5
4	18.366	41.7	Pk	32.4	-25.1	-9.5	39.5	54	-14.5	74	-34.5
5	18.799	41.57	Pk	32.4	-24.8	-9.5	39.67	54	-14.33	74	-34.33
6	24.048	44.23	Pk	34	-24.4	-9.5	44.33	54	-9.67	74	-29.67

* - indicates frequency in CFR15.205/IC8.10 Restricted Band

PK - Peak detector

8.6. WORST-CASE 26 GHz – 40 GHz

SPURIOUS EMISSIONS 26-40 GHz (WORST-CASE CONFIGURATION)



Trace Markers

Marker	Frequency (GHz)	Meter Reading (dBuV)	Det	T90 AF (dB/m)	Amp/Cbl (dB)	Dist Corr (dB)	Corrected Reading (dBuVolts)	Avg Limit (dBuV/m)	Margin (dB)	Peak Limit (dBuV/m)	PK Margin (dB)
1	26.509	45.57	Pk	35.5	-30.9	-9.5	40.67	54	-13.33	74	-33.33
2	33.963	48.37	Pk	36.9	-33.6	-9.5	42.17	54	-11.83	74	-31.83
3	39.41	48.63	Pk	37.8	-32.1	-9.5	44.83	54	-9.17	74	-29.17
4	27.367	46.23	Pk	35.7	-31.6	-9.5	40.83	54	-13.17	74	-33.17
5	32.099	47.77	Pk	36.3	-33.4	-9.5	41.17	54	-12.83	74	-32.83
6	36.263	49.83	Pk	37.1	-34.6	-9.5	42.83	54	-11.17	74	-31.17

* - indicates frequency in CFR15.205/IC8.10 Restricted Band
 PK - Peak detector

9. AC POWER LINE CONDUCTED EMISSIONS

LIMITS

FCC §15.207 (a)

RSS-Gen 8.8

Frequency of Emission (MHz)	Conducted Limit (dBuV)	
	Quasi-peak	Average
0.15-0.5	66 to 56 *	56 to 46 *
0.5-5	56	46
5-30	60	50

*Decreases with the logarithm of the frequency.

TEST PROCEDURE

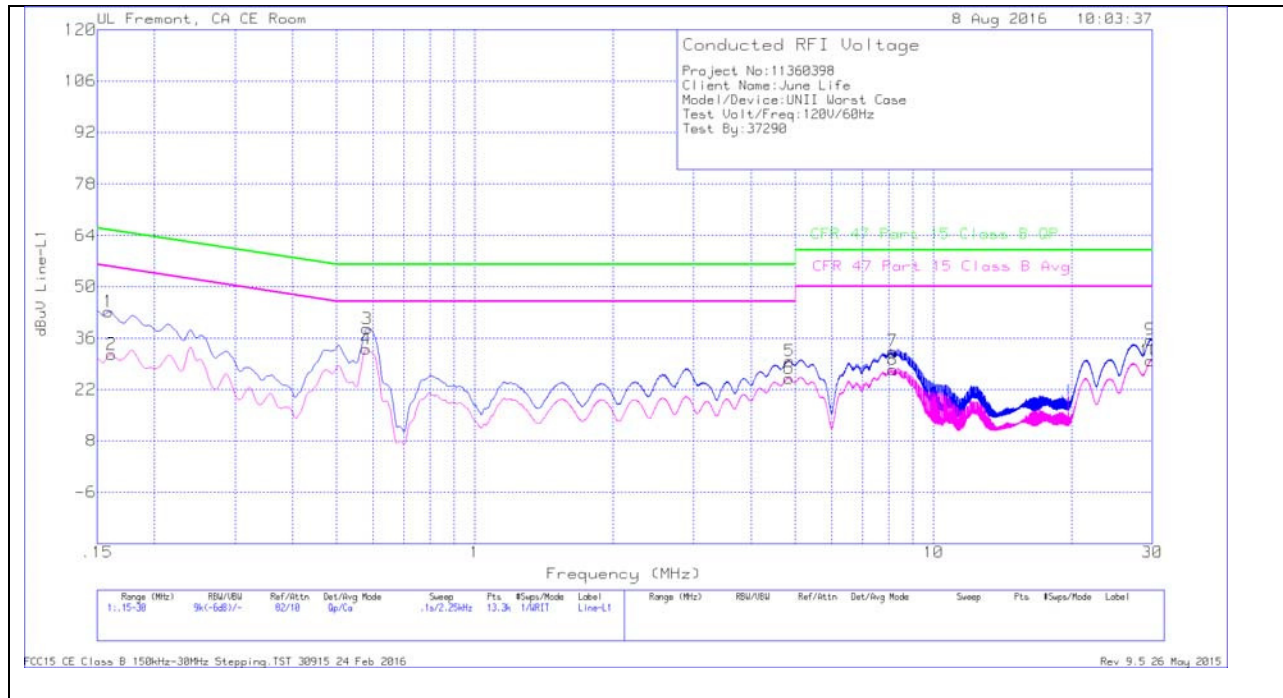
The EUT is placed on a non-conducting table 40 cm from the vertical ground plane and 80 cm above the horizontal ground plane. The EUT is configured in accordance with ANSI C63.10.

The receiver is set to a resolution bandwidth of 9 kHz. Peak detection is used unless otherwise noted as quasi-peak or average.

Line conducted data is recorded for both NEUTRAL and HOT lines.

RESULTS

LINE 1 RESULTS



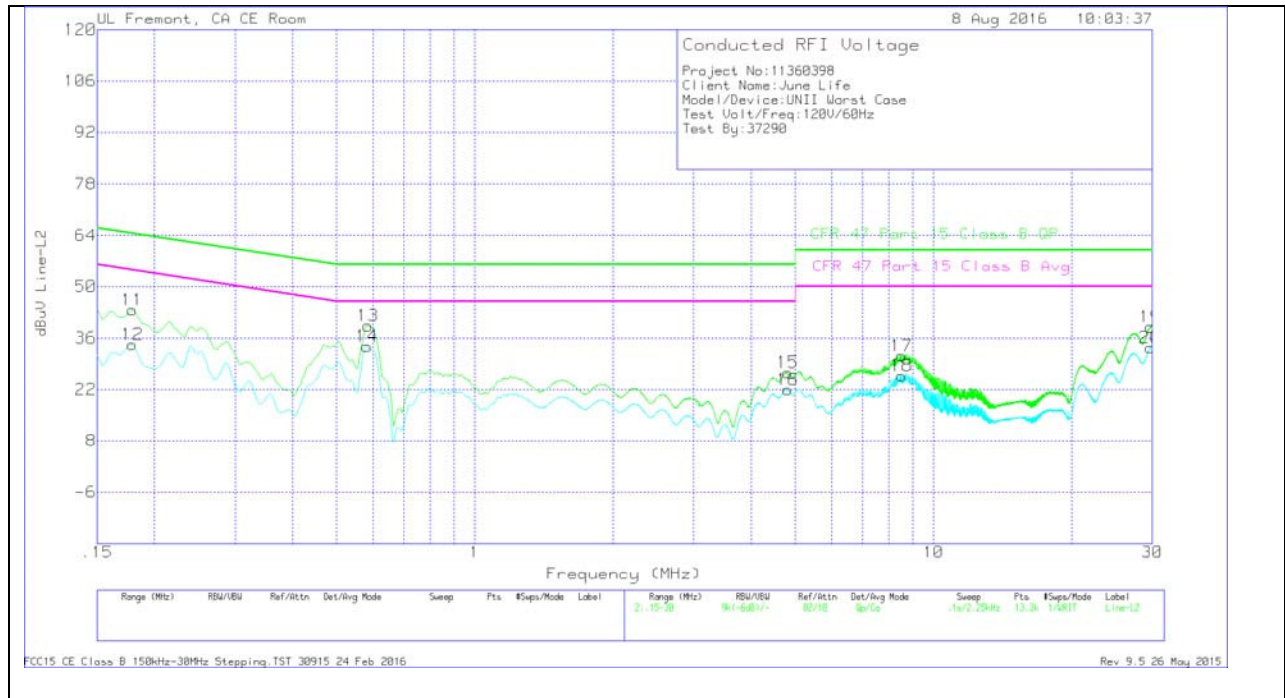
Range 1: Line-L1 .15 - 30MHz

Marker	Frequency (MHz)	Meter Reading (dBuV)	Det	LISN L1	LC Cables 1&3	Limiter (dB)	Corrected Reading dBuV	CFR 47 Part 15 Class B QP	QP Margin (dB)	CFR 47 Part 15 Class B Avg	Av(CISPR) Margin (dB)
1	.159	33.11	Qp	0	0	10.1	43.21	65.52	-22.31	-	-
2	.16125	21.5	Ca	0	0	10.1	31.6	-	-	55.4	-23.8
3	.582	28.42	Qp	0	0	10.1	38.52	56	-17.48	-	-
4	.57975	22.99	Ca	0	0	10.1	33.09	-	-	46	-12.91
5	4.8525	19.56	Qp	0	.1	10.1	29.76	56	-26.24	-	-
6	4.83675	14.9	Ca	0	.1	10.1	25.1	-	-	46	-20.9
7	8.142	22.18	Qp	0	.1	10.2	32.48	60	-27.52	-	-
8	8.142	17.11	Ca	0	.1	10.2	27.41	-	-	50	-22.59
9	29.697	24.76	Qp	.1	.3	10.4	35.56	60	-24.44	-	-
10	29.6925	19.05	Ca	.1	.3	10.4	29.85	-	-	50	-20.15

Qp - Quasi-Peak detector

Ca - CISPR average detection

LINE 2 RESULTS



Range 2: Line-L2 .15 - 30MHz

Marker	Frequency (MHz)	Meter Reading (dBuV)	Det	LISN L2	LC Cables 2&3	Limiter (dB)	Corrected Reading dBuV	CFR 47 Part 15 Class B QP	QP Margin (dB)	CFR 47 Part 15 Class B Avg	Av(CISPR) Margin (dB)
11	.17925	33.59	Qp	0	0	10.1	43.69	64.52	-20.83	-	-
12	.17925	24.16	Ca	0	0	10.1	34.26	-	-	54.52	-20.26
13	.58425	29.24	Qp	0	0	10.1	39.34	56	-16.66	-	-
14	.582	23.68	Ca	0	0	10.1	33.78	-	-	46	-12.22
15	4.80975	16.42	Qp	0	.1	10.1	26.62	56	-29.38	-	-
16	4.80975	11.75	Ca	0	.1	10.1	21.95	-	-	46	-24.05
17	8.5245	20.88	Qp	0	.1	10.2	31.18	60	-28.82	-	-
18	8.5245	15.47	Ca	0	.1	10.2	25.77	-	-	50	-24.23
19	29.715	28.19	Qp	.1	.3	10.4	38.99	60	-21.01	-	-
20	29.715	22.63	Ca	.1	.3	10.4	33.43	-	-	50	-16.57

Qp - Quasi-Peak detector

Ca - CISPR average detection