



TEST SETUP PHOTOS

Report Number: 12707015-EP2V2


1. SCOPE

The purpose of this document is to show test setup diagrams and photos for the following reports


Reports
12707015-E2V4

2. SETUP PHOTOS


RADIATED RF MEASUREMENT SETUP




BELOW 30 MHz (FRONT)




BELOW 30 MHz (BACK)




BELOW 1GHz (FRONT)



BELOW 1GHz (BACK)




X-Axis




Y-Axis



Z-Axis



RADIATED RF MEASUREMENT SETUP



ABOVE 1GHZ (FRONT)



ABOVE 1GHZ (BACK)