



# **TEST SETUP PHOTOS**

**Report Number: 12707015-EP1V1**

---


## 1. SCOPE

The purpose of this document is to show test setup diagrams and photos for the following reports


Reports
12707015-E1V4

## 2. SETUP PHOTOS

### RADIATED RF MEASUREMENT SETUP




**BELOW 30 MHz (FRONT)**




**BELOW 30 MHz (BACK)**




**BELOW 1GHz (FRONT)**



**BELOW 1GHz (BACK)**



**X-Axis**




**Y-Axis**



**Z-Axis**



**RADIATED RF MEASUREMENT SETUP**



**ABOVE 1GHZ (FRONT)**



**ABOVE 1GHZ (BACK)**